Pacific Gas and Electric Company

Veen Chee Foong
Pacific Gas and Electric Company
Technical Remediation Cslt, Principal

Mailing Address
P.O. Box 337
Needles, CA 92363

(925) 302-3659
Veen.Foong@pge.com

September 24, 2026

Chris Ioan
Project Manager
California Department of Toxic Substances Control
5796 Corporate Avenue
Cypress, CA 90630

Veronica Dickerson
Project Manager
Environmental Compliance and Cleanup Division
Office of Environmental Policy and Compliance
United States Department of the Interior

Subject: *Second Quarter 2026 Quarterly Progress Report, PG&E Topock Compressor Station, Needles, California* (PGE20180115A)

Dear Chris Ioan and Veronica Dickerson:

Enclosed is the Second Quarter 2026 Quarterly Progress Report for the groundwater remedy being implemented at the Pacific Gas and Electric Company Topock Compressor Station located in Needles, California. Phase 1 of the groundwater remedy system, which includes the National Trails Highway In Situ Reactive Zone, has been operating since December 2021 to address hexavalent chromium in groundwater. Groundwater and surface water monitoring was performed to evaluate the groundwater remedy performance with respect to attaining the remedial action objectives and complying with Applicable or Relevant and Appropriate Requirements.

In accordance with the reporting requirements outlined in the Basis of Design Report/Final (100%) Design Submittal for the Final Groundwater Remedy, this quarterly progress report presents an overview of the groundwater remedy and remedial action objectives; a summary of the Second Quarter 2026 remedy-related communications, system operations, and system performance; and planned activities for the next reporting period.

Please contact me at 925.302.3659 if you have any questions about the quarterly progress report.

Sincerely,

Veen Chee Foong
Pacific Gas and Electric Company
Technical Remediation Cslt, Principal

Cc: Greg Neal/DTSC
Eileen Mananian/DTSC
Ken Foster/CA-SLC
Bruce Campbell/AZ-SLD
John Glass/PG&E

Topock Project Executive Abstract

Document Title:	Second Quarter 2026 Quarterly Progress Report, PG&E Topock Compressor Station, Needles CA
Submitting Agency:	DTSC and DOI
Final Document?	☒ Yes ☐ No
Date of Document:	September 24, 2026
Who created this document?: (i.e. PG&E, DTSC, DOI, Other)	PG&E
Priority Status:	☐ **HIGH** ☐ **MED** ☒ **LOW**
Is this time critical?	☐ Yes ☒ No
Type of Document:	☐ Draft ☒ Report ☐ Letter ☐ Memo ☐ Other / Explain:
Action Required:	☒ Information Only ☐ Review & Comment Return to: _____ By Date: _____ ☐ Other / Explain:
What does this information pertain to?	☐ Resource Conservation and Recovery Act (RCRA) Facility Assessment (RFA)/Preliminary Assessment (PA) ☐ RCRA Facility Investigation (RFI)/Remedial Investigation (RI) (including Risk Assessment) ☐ Corrective Measures Study (CMS)/Feasibility Study (FS) ☒ Corrective Measures Implementation (CMI)/Remedial Action ☐ California Environmental Quality Act (CEQA)/Environmental Impact Report (EIR) ☐ Interim Measures ☐ Other / Explain:
Is this a regulatory requirement?	☒ Yes ☐ No If no, why is the document needed?
What is the consequence of NOT doing this item? What is the consequence of DOING this item?	Submittal of this report is a compliance requirement under DTSC and DOI requirements.
Other Justification/s:	☐ Permit ☐ Other / Explain:
Brief Summary of Attached Document:	Phase 1 of the groundwater remedy system, which includes the National Trails Highway In-Situ Reactive Zone (NTH IRZ), has been operating since December 2021 to address hexavalent chromium in groundwater. Operation of the NTH IRZ injection and extraction wells continued in Second Quarter 2026. Groundwater and surface water monitoring was performed to evaluate the groundwater remedy performance with respect to attaining the remedial action objectives and complying with Applicable or Relevant and Appropriate Requirements. In accordance with the reporting requirements outlined in the Basis of Design Report/Final (100%) Design Submittal for the Final Groundwater Remedy, this quarterly progress report presents an overview of the groundwater remedy and remedial action objectives; a summary of the Second Quarter 2026 remedy-related communications, system operations, and system performance; and recommendations and planned activities for the next reporting period. Written by: PG&E
Recommendations:	None.

How is this information related to the Final Remedy or Regulatory Requirements?:	This report is required by DTSC and DOI as part of the Basis of Design Report/Final (100%) Design Submittal for the Final Groundwater Remedy.
Other requirements of this information?:	None.
Related Reports and Documents:	Click any boxes in the Regulatory Road Map (below) to be linked to the Documents Library on the DTSC Topock Web Site (www.dtsc-topock.com).

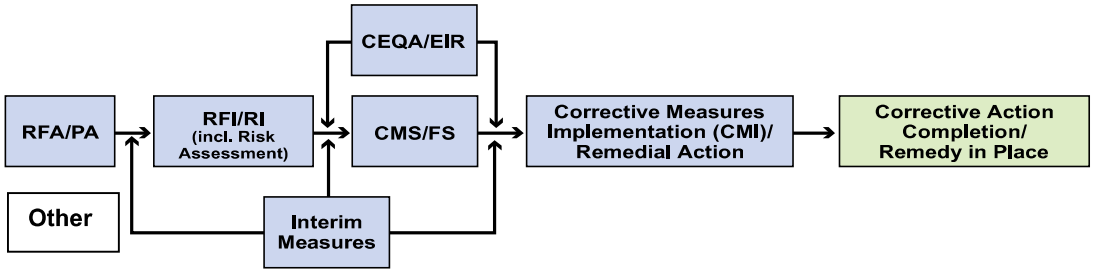

Legend
RFA/PA – RCRA Facility Assessment/Preliminary Assessment
RFI/RI – RCRA Facility Investigation/CERCLA Remedial Investigation (including Risk Assessment)
CMS/FS – RCRA Corrective Measure Study/CERCLA Feasibility Study
CEQA/EIR – California Environmental Quality Act/Environmental Impact Report

Version 9

Pacific Gas and Electric Company

Second Quarter 2026 Quarterly Progress Report

Topock Compressor Station

Needles, California

September 24, 2026

Second Quarter 2026 Quarterly Progress Report

Topock Compressor Station

Needles, California

September 24, 2026

Prepared By:
Arcadis U.S., Inc.
255 California Street, Suite 1100
San Francisco
California 94111
Phone: 415 374 2744
Fax: 415 374 2745

Prepared For:
California Department of Toxic Substances Control

Our Ref:
30316032

Emily Sheu, P.E.
Principal Environmental Engineer

Craig Prunier, P.G., C. Hg
Senior Geologist

Erin Somers
Arcadis Report Lead

Treck Hohman
Arcadis Project Manager

Contents

Acronyms and Abbreviations v

Executive Summary 1

1 Introduction 1-1

1.1 Remedial Action Objectives 1-2

1.2 Phase 1 Remedy Overview 1-2

1.3 Phase 1 Monitoring Program Overview 1-4

1.4 Second Quarter 2026 Communications 1-5

2 Second Quarter 2026 Operations Summary 2-1

2.1 Water Level Monitoring Results 2-2

2.2 Extracted Water and RPWC System Monitoring 2-3

2.3 Waste Management 2-5

3 Second Quarter 2026 Monitoring Summary 3-1

3.1 Summary of Second Quarter 2026 Monitoring Performed 3-1

3.1.1 Modifications to the Phase 1 Monitoring Program 3-1

3.2 Summary of Second Quarter 2026 Monitoring Results 3-2

3.2.1 Process Control Monitoring Results 3-3

3.2.2 Remedy Compliance Monitoring Results 3-9

3.2.3 C O P C Monitoring Results 3-10

4 Planned Activities for Next Reporting Period 4-11

5 References 5-1

Tables

Table 2.1 NTH IRZ System Operational Overview

Table 2.2 Summary of NTH IRZ Well Operations

Table 2.3 NTH IRZ System Operations and Non-Routine Maintenance Log

Table 2.4 Carbon Amendment System Monitoring Results (in text)

Table 2.5 Baseline and Second Quarter 2026 Extraction Well TOC and Metal Byproduct Results (in text)

Table 2.6 Remedy-Produced Water Analytical Results

Table 3.1 Groundwater Remedy Phase 1 Monitoring Program Summary

Table 3.2 **Remedy Well Construction Details**

Table 3.3 **Monitoring Well Construction Details**

Table 3.4 **Process Control Monitoring Analytical Results**

Table 3.5 **NTH IRZ Dose-Response Monitoring Wells Performance Summary**

Table 3.6 **NTH IRZ Downgradient Response Monitoring Wells Performance Summary**

Table 3.7 **Remedy Compliance Monitoring Analytical Results**

Table 3.8 **COPC Monitoring Analytical Results**

Figures

Figure 1.1 **Partial Remedy System Layout**

Figure 1.2 **MW-20 Bench Process Flow Diagram**

Figure 1.3 **Process Control Monitoring Network**

Figure 1.4 **Remedy Compliance Monitoring Network**

Figure 1.5 **COPC Monitoring Network**

Figure 1.6 **Pressure Transducer Monitoring Network**

Figure 1.7 **Phase 1 Monitoring Program: Second Quarter 2026**

Figure 2.1a **Layer 1 (425–455) & Layer 2 (400–425) Average Potentiometric Surface: March, April, and May 2026**

Figure 2.1b **Layer 3 (350–400) Average Potentiometric Surface: March, April, and May 2026**

Figure 2.1c **Layer 4 (300–350) & Layer 5 (250–300) Average Potentiometric Surface: March, April, and May 2026**

Figure 2.2 **Remedy-Produced Water Conditioning System and MW-20 Bench pH Results**

Figure 3.1a **Cr6 Concentrations in Groundwater by Elevation Interval: Layer 1**

Figure 3.1b **Cr6 Concentrations in Groundwater by Elevation Interval: Layer 2**

Figure 3.1c **Cr6 Concentrations in Groundwater by Elevation Interval: Layer 3**

Figure 3.1d **Cr6 Concentrations in Groundwater by Elevation Interval: Layer 4**

Figure 3.1e **Cr6 Concentrations in Groundwater by Elevation Interval: Layer 5**

Figure 3.2 **Central Floodplain Extraction Performance: Concentration Trends**

Figure 3.3a **Dissolved Arsenic Concentrations in Groundwater by Elevation Interval: Layers 1, 2, and 3**

Figure 3.3b **Dissolved Arsenic Concentrations in Groundwater by Elevation Interval: Layers 4 and 5**

Figure 3.4a **Dissolved Iron Concentrations in Groundwater by Elevation Interval: Layers 1, 2, and 3**

Figure 3.4b **Dissolved Iron Concentrations in Groundwater by Elevation Interval: Layers 4 and 5**

Figure 3.5a **Dissolved Manganese Concentrations in Groundwater by Elevation Interval: Layers 1, 2, and 3**

Figure 3.5b **Dissolved Manganese Concentrations in Groundwater by Elevation Interval: Layers 4 and 5**

Appendices

Appendix A **Second Quarter 2026 Water Quality Field Parameters**

Appendix B **January 2020 to June 2026 Analytical Results**

Appendix C **Laboratory Reports, Second Quarter 2026**

Appendix D **Field Sampling Forms, Second Quarter 2026**

Acronyms and Abbreviations

µg/L	microgram per liter
Agencies	the U.S. Department of the Interior and the California Department of Toxic Substances Control
Arcadis	Arcadis U.S., Inc.
BOD SMP	Sampling and Monitoring Plan of the Basis of Design Report/Final (100%) Design Submittal for the Final Groundwater Remedy
CH2M Hill	CH2M Hill, Inc.
COPC	constituent of potential concern
Cr6	hexavalent chromium
C/RAWP	Construction/Remedial Action Work Plan for the Final Groundwater Remedy
DOI	U.S. Department of the Interior
DQO	data quality objective
DTSC	California Department of Toxic Substances Control
Final BOD	Basis of Design Report/Final (100%) Design Submittal for the Final Groundwater Remedy
ft amsl	feet above mean sea level
gpm	gallon per minute
GREM	Green Remediation Evaluation Matrix
IM-3	Interim Measure No. 3
IRZ	In Situ Reactive Zone
MCL	maximum contaminant level
mg/L	milligram per liter
NTH	National Trails Highway
O&M	operation and maintenance
PAP	Perimeter Assessment Plan
PG&E	Pacific Gas and Electric Company
Phase 1 Monitoring Plan	Groundwater Remedy Phase 1 Interim Monitoring Plan
Phase 1 Monitoring Program	Groundwater Remedy Phase 1 Monitoring Program
QAPP	Quality Assurance Project Plan
RAO	remedial action objective

reporting period	April through June2026
RPWC	remedy-produced water conditioning
Site	Pacific Gas and Electric Company Topock Compressor Station, located in eastern San Bernardino County, 15 miles southeast of the City of Needles, California
SM	Standard Methods
TCS	Topock Compressor Station
TOC	total organic carbon

Executive Summary

The Phase 1 groundwater remedy at the Pacific Gas and Electric Company Topock Compressor Station, located in eastern San Bernardino County, 15 miles southeast of the City of Needles, California, has been operating since December 2021 and comprises the National Trails Highway (NTH) In Situ Reactive Zone (IRZ) system operation, maintenance, and monitoring to address hexavalent chromium (Cr6) in groundwater.

Routine operation of the NTH IRZ system continued throughout Second Quarter 2026 with extraction wells IRZ-13D and IRZ-23 and injection wells IRZ-15, IRZ-16, IRZ-17, IRZ-18, IRZ-20, IRZ-27, IRZ-29, IRZ-31, IRZ-33, IRZ-37, and IRZ-39. Southern NTH IRZ injection well IRZ-35 was cycled off in Third Quarter 2025 for a rest period, in accordance with the Basis of Design Report/Final (100%) Design Submittal for the Final Groundwater Remedy (CH2M Hill, Inc. [CH2M Hill] 2015a) and has remained offline throughout Second Quarter 2026.

Routine operation during Second Quarter 2026 prioritized maintaining target extraction rates first at IRZ-23, and then at IRZ-13D, to enhance plume control, and NTH IRZ injection wells were operated, when possible, to accommodate the extracted water. Select active injection wells underwent rehabilitation to help maintain flowrates. Average systemwide uptime was 99 percent in Second Quarter 2026.

Throughout Second Quarter 2026, all the northern, and most of the southern, NTH IRZ injection wells were dosed with ethanol biweekly (every other week). Southern NTH IRZ injection wells IRZ-27 and IRZ-39 were dosed three times every 2 weeks at the beginning of Second Quarter 2026 to address concentrations of Cr6 near IRZ-27 and nitrate near IRZ-39. Beginning on June 23, 2026, IRZ-27 was incorporated into the biweekly dosing schedule due to the indication of fouling in the upper interval. IRZ-39 continued to be dosed three times every 2 weeks.

Groundwater and surface water monitoring was performed in Second Quarter 2026 in accordance with the Basis of Design Report/Final (100%) Design Submittal for the Final Groundwater Remedy (CH2M Hill 2015a), the Groundwater Remedy Phase 1 Interim Monitoring Plan (Arcadis U.S., Inc. [Arcadis] 2021), and the standard operating procedures presented in Appendix B of the Groundwater Remedy Phase 1 Interim Monitoring Plan. Key observations of Second Quarter 2026 remedy performance are highlighted as follows:

- Ongoing Cr6 treatment was observed at the dose-response wells located near active NTH IRZ injection wells. At a majority of these wells, with the exception of MW-78-142, Cr6 concentrations remained less than the cleanup goal of 32 micrograms per liter (µg/L). Cr6 concentrations at MW-78-142 decreased to below detectable limits (less than 1 µg/L) in May 2026 but subsequently increased to 360 µg/L in June 2026. The June 2026 concentration was still significantly less than baseline concentrations at this well, which were on the order of 5,000 to 7,000 µg/L. Cr6 concentrations at MW-78-142 are anticipated to resume decreasing with continued injection at IRZ-27 (middle/lower) and the initiation of ethanol injections at IRZ-25 (anticipated to begin in Third Quarter 2026).
- Hydrogeologic and analytical data were collected in Second Quarter 2026, in accordance with the PTI-1D Floodplain Extraction Test Workplan (Arcadis 2023a) and test extension approval (California Department of Toxic Substances Control 2025), to evaluate conditions in the central floodplain area with PTI-1D offline. These data indicate that migration of the Cr6 plume in this area continues to be hydraulically controlled by pumping at IRZ-23. Following the shutdown of PTI-1D in June 2025, Cr6 concentrations at key well MW-44-115 have remained less than 32 µg/L. Cr6 concentrations at PT5D initially increased to 88 µg/L (in July 2025), likely due to the release of residual mass within a stagnant zone between PTI-1D and IRZ-23, but

subsequently decreased to less than 32 µg/L, and a similar increase to greater than 32 µg/L was not observed at PT6D. Most recently, a transient increase in Cr6 to slightly greater than 32 µg/L was observed at PT5D, with concentrations of 33 and 34 µg/L reported in April and May 2026, respectively, before the concentration decreased to 2.8 µg/L in June 2026. Cr6 concentrations at PT6D increased to 36 µg/L in June 2026, which likely reflects the edge of the plume retracting towards the west due to pumping at IRZ-23 facilitated by seasonal high river stage.

- In situ byproduct (dissolved arsenic, dissolved iron, and dissolved manganese) concentrations at the dose-response and downgradient monitoring wells were less than the action levels or did not require agency notification in Second Quarter 2026, except for concentrations of dissolved iron and dissolved arsenic at downgradient monitoring well MW-43-025 (Table ES-1, in text). The arsenic and iron concentrations at MW-43-025 likely reflect naturally occurring reducing conditions in the shallow zone of the southern floodplain. No operational changes were warranted in Second Quarter 2026 due to in situ byproduct concentrations observed at this downgradient monitoring well.
- On the northern end of the NTH IRZ, multiple lines of evidence demonstrate control of the Cr6 plume. The Cr6 plume in this area is bifurcated with a shallow lobe (in the Layer 1 aquifer depth interval) and a deep lobe (in the Layers 4 and 5 aquifer depth intervals). Shallow extraction well IRZ-13S was not operated in Second Quarter 2026, except during quarterly sampling, to prioritize operation of IRZ-23 and IRZ-13D. Because of not operating IRZ-13S, localized gradients toward IRZ-13S due to pumping-induced drawdown were not observed (based on available data from March through May 2026). In the deep zone, drawdown from operation of extraction well IRZ-13D and mounding from the northern NTH IRZ injection wells influenced groundwater elevations. Groundwater was inferred to flow toward IRZ-13D from March through May 2026. Throughout Second Quarter 2026, Cr6 concentrations remained low (less than 32 µg/L) in monitoring wells to the east of the plume (i.e., available data indicate that the shallow and deep lobes of the Cr6 plume are being controlled).
- Cr6 concentrations in surface water samples were below detectable limits and less than the water quality standard that supports the designated beneficial uses of the Colorado River (11 µg/L; CH2M Hill 2015a). Dissolved arsenic and dissolved manganese concentrations in surface water samples were less than the National Recommended Water Quality Criterion for aquatic life (United States Environmental Protection Agency 2026) and/or California maximum contaminant levels (State of California 2025), except for dissolved manganese concentrations at monitoring locations C-MAR-S and C-MAR-D. Monitoring locations C-MAR-S and C-MAR-D are on the Arizona side of the Colorado River, and the results at these locations reflect naturally occurring conditions.
- Concentrations of constituents of potential concern (COPCs) in the monitoring wells of the COPC Perimeter Assessment Plan were less than the trigger levels except for concentrations of nitrate at MW-34-055. The response action for this exceedance is noted in Table ES-1, below.

Table ES-1 In Situ Byproduct and Constituent of Potential Concern Exceedances in Second Quarter 2026

Program	Well	Constituent	Action Level or Trigger Level	Second Quarter 2026 Result	Response Actions
Process Control Monitoring	MW-53S	Dissolved iron	Action Level: 5.4 mg/L	9.5 J mg/L (May 2026)	Dissolved iron results previously exceeded the action level, and the Agencies were notified on October 7, 2025. In accordance with the October 7, 2025 notification, future notifications will be provided in the quarterly progress reports.
Process Control Monitoring	MW-43-025	Dissolved iron	Action Level: 5.4 mg/L	6.8 J mg/L (June 2026)	The well was resampled in July 2026 to confirm the June 2026 exceedance.
Process Control Monitoring	MW-43-025	Dissolved arsenic	Action Level: 32 µg/L	33 µg/L (June 2026)	The well was resampled in July 2026 to confirm the June 2026 exceedance.
Process Control Monitoring	MW-90-031	Dissolved iron	Action Level: 9.8 mg/L	16 mg/L (June 2026)	Dissolved iron results previously exceeded the action level, and the Agencies were notified on August 16, 2023. In accordance with the August 16, 2023 notification, future notifications will be provided in the quarterly progress reports.
COPC Monitoring	MW-34-055	Nitrate as Nitrogen	Trigger Level: 0.38 mg/L N	0.47 mg/L N (April 2026)	Verification sampling was performed on June 9, 2026. Nitrate verification sampling result did not confirm the trigger level exceedance observed in April 2026. The Agencies were notified on July 1, 2026. The trend in this area will continue to be monitored to evaluate if further action is warranted.

Notes:

Agencies = the U.S. Department of the Interior and California Department of Toxic Substances Control

mg/L = milligram per liter

1 Introduction

Pacific Gas and Electric Company (PG&E) is implementing a final groundwater remedy to address hexavalent chromium (Cr6) in groundwater near the PG&E Topock Compressor Station (TCS), located in eastern San Bernardino County, 15 miles southeast of the City of Needles, California (the Site). PG&E is implementing the groundwater remedy at the Site in conformance with the requirements of the Resource Conservation and Recovery Act and the Comprehensive Environmental Response, Compensation, and Liability Act. The U.S. Department of the Interior (DOI) and the California Department of Toxic Substances Control (DTSC), collectively known as the "Agencies," executed a Memorandum of Understanding on November 22, 2011, that established coordination guidelines for overseeing implementation of a groundwater response action at the Site (DTSC and DOI 2011). In a coordinated effort, the Agencies selected the final groundwater remedy to address chromium in groundwater, which is presented in the Groundwater Record of Decision (DOI 2010).

In November 2015, PG&E submitted the Basis of Design Report/Final (100%) Design Submittal for the Final Groundwater Remedy (Final BOD), which presents the final design basis, design criteria, drawings, specifications, and operation and maintenance (O&M) requirements for the groundwater remedy (CH2M Hill, Inc. [CH2M Hill] 2015a). The Construction/Remedial Action Work Plan for the Final Groundwater Remedy (C/RAWP; CH2M Hill 2015b) documents the plans and procedures for construction of the groundwater remedy infrastructure. The DOI and DTSC conditionally approved the Final BOD in April 2018.

Construction and startup of the groundwater remedy is proceeding in phases. Construction of Phase 1 (the Phase 1 remedy) was initiated in 2018 and completed in December 2021 and was sufficient for initial system startup. The design was modified during construction of Phase 1 to accommodate conditions encountered, including a plume footprint smaller than that estimated in the Final BOD (CH2M Hill 2015a). Modifications included changes to the remediation and monitoring well networks and associated infrastructure. Phase 2A of the remedy construction was initiated in First Quarter 2022. Cr6 data collected from the Phase 2A injection wells (FW-02B, TCS-1, and TCS-2) and extraction wells (TWB-01, TWB-03, ER-01, ER-02, ER-03, and ER-04) through June 2026 are included in the Cr6 concentration distribution maps and Appendix B. Phase 2B of the remedy construction was initiated in First Quarter 2025. Cr6 data collected through June 2026 from the completed and surveyed Phase 2B monitoring wells (MW-101, MW-102, MW-103, MW-104, and MW-106) are included in the Cr6 concentration distribution maps and Appendix B. Phase 2A and 2B construction details and monitoring results have been provided in monthly construction reports.

In December 2021, startup began for the Phase 1 remedy, which includes the National Trails Highway (NTH) In Situ Reactive Zone (IRZ) system. Operation, maintenance, and monitoring of the NTH IRZ system are being performed in accordance with the O&M Manual (Appendix L, Volume 1 of the Final BOD; CH2M Hill 2015a). Monitoring is also performed in accordance with the Groundwater Remedy Phase 1 Interim Monitoring Plan (Phase 1 Monitoring Plan; Arcadis U.S., Inc. [Arcadis] 2021), which was submitted to the Agencies on October 1, 2021. The Phase 1 Monitoring Plan was developed in accordance with the Sampling and Monitoring Plan of the Final BOD (the BOD SMP; Appendix L, Volume 2 of the Final BOD; CH2M Hill 2015a) with modifications to reflect the as-built Phase 1 groundwater remedy. Monitoring results are used to evaluate the groundwater remedy performance with respect to attaining the remedial action objectives (RAOs) and complying with Applicable or Relevant and Appropriate Requirements.

In accordance with the BOD SMP reporting requirements (Appendix L, Volume 2 of the Final BOD; CH2M Hill 2015a), this quarterly progress report provides a summary of the following elements for Second Quarter 2026 (April through June; the reporting period):

- Overview of the groundwater remedy and RAOs.
- Communications Summary. Summary of remedy-related communications with the DTSC, the DOI, PG&E, the Tribes, and other project stakeholders, which have been distributed as part of community outreach efforts.
- Operations Summary. Description of system downtime (routine and non-routine), operational data, and process monitoring data; utilities and consumables used and waste handling/disposal; issues encountered with system operation; system optimizations and maintenance performed; and material deviations from design documents and the O&M Manual (Appendix L, Volume 1 of the Final BOD; CH2M Hill 2015a).
- Performance Summary. Description of the monitoring events completed during the reporting period, the monitoring results and interpretation of results, evaluation of Cr6 plume control, interpretation of progress towards the RAOs, and material deviations from design documents and the O&M Manual (Appendix L, Volume 1 of the Final BOD; CH2M Hill 2015a).
- O&M Green Remediation Evaluation Matrix (GREM) Summary. PG&E develops a semiannual GREM summary report to document sustainability metrics generated by PG&E including the TCS. The GREM summary report includes data regarding greenhouse gas reductions, savings from use of renewable energy, reductions in liquid and solid waste, and local economy boost. The GREM summary report is provided under separate cover and is not included in this quarterly progress report.
- Planned activities for the next reporting period.

1.1 Remedial Action Objectives

As stated in the Final BOD (CH2M Hill 2015a), the RAOs for the groundwater remedy are to do the following:

1. Prevent ingestion of groundwater as a potable water source exhibiting Cr6 concentrations that exceed the regional background concentration of 32 micrograms per liter (µg/L).
2. Prevent or minimize migration of total dissolved chromium and Cr6 in groundwater to ensure that concentrations in surface water do not exceed water quality standards that support the designated beneficial uses of the Colorado River (11 µg/L Cr6; CH2M Hill 2015a).
3. Reduce the mass of total dissolved chromium and Cr6 in groundwater at the Site to achieve compliance with Applicable or Relevant and Appropriate Requirements in groundwater. This RAO will be achieved by meeting the cleanup goal of the regional background concentration of 32 µg/L of Cr6.
4. Ensure that the geographic location of the target remediation area does not permanently expand following completion of the remedial action.

1.2 Phase 1 Remedy Overview

The groundwater remedy is being constructed in two phases in accordance with the C/RAWP (CH2M Hill 2015b). Per the C/RAWP, Phase 1 of the groundwater remedy is the establishment of an IRZ along the NTH using a line

of injection and extraction wells to circulate groundwater and distribute an organic carbon source to promote reduction of soluble Cr6 to its insoluble form (trivalent chromium).

The Phase 1 remedial system consists of the following components (Figure 1.1):

- A network of 18 remediation wells (in individual boreholes) along the NTH that comprises the NTH IRZ.
- A treatment system compound, located on the MW-20 bench, that includes infrastructure for organic carbon amendment and system maintenance.
- A remedy-produced water conditioning (RPWC) system situated on the compressor station.
- Conveyance lines between the NTH IRZ remediation wells, the MW-20 bench treatment system compound, and the RPWC system.
- A monitoring well network that includes a total of 243 monitoring well screens, including 69 that were constructed as part of Phase 1 (see Section 3). Two additional monitoring wells (MW-107-041 and MW-107-076) were installed between October and November 2025, and were incorporated into the Phase 1 monitoring well network starting in December 2025.
- A network of four riverbank extraction wells (in individual boreholes). The riverbank extraction wells were not operated in Second Quarter 2026.
- Pilot test well PTI-1D, which was plumbed into the NTH IRZ system in September 2023.

The NTH IRZ system is operated by extracting groundwater from the NTH IRZ extraction wells, amending the water with carbon substrate (ethanol) at the MW-20 bench treatment system compound, then injecting the amended water into the NTH IRZ injection wells. Figure 1.2 is a process flow diagram of the treatment system at the MW-20 bench, including the carbon (ethanol) amendment and system maintenance infrastructure. The ethanol injections stimulate microbially mediated reduction of Cr6 to trivalent chromium and may also result in the reduction or temporary mobilization of other constituents such as iron, manganese, sulfate, nitrate, and arsenic. Monitoring of these constituents is included in the Groundwater Remedy Phase 1 Monitoring Program (Phase 1 Monitoring Program; see Section 1.3). Groundwater and surface water monitoring data collected as part of the Phase 1 Monitoring Program are used to assess how biogeochemical conditions are changing in the subsurface in response to NTH IRZ system operations, inform system operational adjustments as needed, and evaluate overall remedy effectiveness.

In accordance with the Final BOD (CH2M Hill 2015a), the NTH IRZ system can be cycled to optimize the carbon injection (e.g., operated in nominal cycles of 6 months on followed by 18 months off). Cycling the NTH IRZ system allows for rest periods during which residual reducing capacity (stored as reduced iron from iron reduction, sulfide from sulfate reduction, or biomass from microbial growth during active carbon injections) can continue to treat Cr6 in groundwater. Establishment and maintenance of adequate reducing capacity within the treatment zone (i.e., at the dose-response wells along the NTH IRZ) are evaluated based on concentrations of dissolved iron, Cr6, and other redox indicators such as nitrate and sulfate. If these parameters indicate that reducing conditions are being maintained (e.g., through elevated dissolved iron or total organic carbon [TOC] concentrations and Cr6 concentrations less than 32 µg/L), then the NTH IRZ system will remain off and monitoring of these parameters will continue. Carbon injections will resume if the data indicate that reducing conditions are dissipating (e.g., through a decrease in dissolved iron or TOC concentrations, an increase in Cr6 concentrations, or an increase in concentrations of other redox indicators such as nitrate).

Data collected as part of the process control monitoring program (see Section 1.3) are used to guide operation of the NTH IRZ system. Based on the data collected during each month of the reporting period, operation of the NTH IRZ system continued during the reporting period.

1.3 Phase 1 Monitoring Program Overview

The BOD SMP details the monitoring programs for the groundwater remedy and describes the data quality objectives (DQOs) that guided the selection of sampling locations, analytes, and frequencies (Appendix L, Volume 2 of the Final BOD; CH2M Hill 2015a). As previously described, the Phase 1 Monitoring Plan (Arcadis 2021) was developed in accordance with the BOD SMP with modifications to reflect the as-built Phase 1 groundwater remedy. The Phase 1 Monitoring Plan includes the following relevant monitoring programs from the BOD SMP, which together constitute the Phase 1 Monitoring Program:

- *Process control monitoring*. This program assesses the extent to which the NTH IRZ is functioning as designed according to the NTH IRZ DQOs presented in the BOD SMP (Appendix L, Volume 2 of the Final BOD; CH2M Hill 2015a) and listed below. The DQOs guide data collection and include decision rules for how the collected data will be used to adjust system operations. The NTH IRZ decision rules and operational framework are provided on Figure 2.2-2 of the BOD SMP.

    - The carbon substrate amendment system must be working to amend the organic carbon substrate into the recirculated groundwater (NTH IRZ DQO 1).
    - The NTH IRZ must be complete and maintain Cr6 treatment over time (NTH IRZ DQO 2).
    - In situ byproduct (dissolved arsenic, dissolved manganese, dissolved iron, and dissolved barium) generation and migration from the NTH IRZ must be controlled (NTH IRZ DQO 3).
    - Extraction on the north end of the NTH IRZ will be conducted to control Cr6 with the NTH and riverbank extraction systems (NTH IRZ DQO 4).
    - Extraction will be conducted to minimize extraction of organic carbon and reduced metal byproducts (iron and manganese; NTH IRZ DQO 5).

    The process control monitoring program consists of five components: dose-response well monitoring, downgradient well monitoring, northern NTH IRZ extraction monitoring, extraction well monitoring, and carbon amendment system monitoring. The process control monitoring network is shown on Figure 1.3. Carbon amendment system monitoring samples are collected from sampling ports located downstream of each in-line static mixer as shown on Figure 1.2. Process control monitoring results are presented in Sections 2.2, 2.3, and 3.2.1.

- *Remedy compliance monitoring*. This program consists of surface water and groundwater sampling to evaluate achievement of RAOs 2, 3, and 4 as defined in Section 1.1. Note that RAO 1, which involves preventing the ingestion of water with elevated Cr6 concentrations, requires no action within the remedy compliance monitoring program because institutional controls are being implemented to achieve this RAO. The remedy compliance monitoring network is shown on Figure 1.4. Results are presented in Section 3.2.2.
- *Constituent of potential concern (COPC) monitoring*. The Agencies consider selenium, molybdenum, and nitrate as COPCs potentially related to activities conducted at the Site and have directed monitoring of these

constituents throughout the remedial action. The RAOs defined in Section 1.1 do not apply to the COPCs. The COPC monitoring program consists of surface water and groundwater sampling to monitor COPC concentrations. The COPC monitoring network is shown on Figure 1.5. Results are presented in Section 3.2.3.

- *Water level monitoring*. The purpose of this program is to assess changes in hydraulic gradients in the floodplain due to system operations. The pressure transducer monitoring network is shown on Figure 1.6. Results are presented in Sections 2.1 and 3.2.
- *RPWC system monitoring*. The purpose of this program is to monitor the quality of water from the RPWC system. The primary objective is to evaluate effluent water quality as it affects the options for reuse of this water. During Phase 1, the planned reuse is re-injection at the NTH IRZ wells. Results are presented in Section 2.3.
- *Former Interim Measure No. 3 (IM-3) injection area monitoring*. The purpose of this program is to evaluate changes in groundwater conditions in the IM-3 injection area following the end of treated groundwater injections associated with IM-3 operations. The former IM-3 injection area monitoring network is shown on Figure 1.4. Monitoring in the former IM-3 injection area is performed annually in Fourth Quarter; therefore, it is not discussed in this quarterly progress report. The next monitoring event is planned for Fourth Quarter 2026.
- *Domestic well sampling*. Per direction from the DTSC, domestic/private wells are sampled to evaluate potential chemical and/or hydraulic effects from the remedy. The locations of the domestic wells are shown on Figure 1.7. Domestic wells are sampled biennially and were sampled most recently in Fourth Quarter 2024; therefore, they are not discussed in this quarterly progress report. The next sampling event is planned for Fourth Quarter 2026.

In accordance with the Phase 1 Monitoring Plan (Arcadis 2021), the Phase 1 Monitoring Program was intended to evaluate the first 2 years of Phase 1 remedy operation, after which the monitoring program could be re-evaluated and updated as needed. Recommended changes to the monitoring program based on data collected through Second Quarter 2026 are summarized in Section 4.

1.4 Second Quarter 2026 Communications

This section summarizes key PG&E communications in Second Quarter 2026 associated with Phase 1 of the groundwater remedy:

- On May 4, 2026, PG&E submitted a Request to Discontinue Supplemental FW-02B Area Sampling Program (PG&E 2026a) to the Agencies.
- On May 22, 2026, PG&E submitted the Second Quarter 2026 COPC Trigger Level Exceedance Notification for MW-34-055 (PG&E 2026b) to the Agencies regarding the April 2026 nitrate trigger level exceedance at this well.
- On June 18, 2026, PG&E submitted the First Quarter 2026 Well Performance Report (Arcadis 2026b) to the Agencies.

- On June 25, 2026, PG&E submitted the First Quarter 2026 Quarterly Progress Report (Arcadis 2026c) to the Agencies.
- On July 1, 2026, (outside the reporting period), PG&E notified the Agencies of the June 2026 verification sampling results for nitrate at MW-34-055 (PG&E 2026c).

2 Second Quarter 2026 Operations Summary

This section summarizes the O&M tasks performed at the Site in Second Quarter 2026.

Routine operation of the NTH IRZ system continued throughout Second Quarter 2026 with extraction wells IRZ-23 and IRZ-13D and injection wells IRZ-15, IRZ-16, IRZ-17, IRZ-18, IRZ-20, IRZ-27, IRZ-29, IRZ-31, IRZ-33, IRZ-37, and IRZ-39. Southern NTH IRZ injection well IRZ-35 remained cycled off for a rest period, in accordance with the Final BOD (CH2M Hill 2015a), because it was not needed to manage groundwater extracted by the NTH IRZ system and because prolonged treatment had been observed in the area of IRZ-35. System run time, ethanol and recirculated groundwater injection volumes, and average flowrates are summarized in Table 2.1 (system totals) and Table 2.2 (by well). An NTH IRZ system operations log (including routine and non-routine maintenance) is presented in Table 2.3.

Routine operation during Second Quarter 2026 prioritized maintaining target extraction rates first at IRZ-23, and then at IRZ-13D, to enhance plume control, and NTH IRZ injection wells were operated, when possible, to accommodate the extracted water[1]. The total recirculation flowrate varied because maintenance requiring operational downtime was performed at select NTH IRZ injection wells. This maintenance consisted of full chemical and mechanical well rehabilitation (typically 1 to 2 weeks of downtime per well). Extraction well IRZ-13D was operated intermittently in Second Quarter 2026 to provide hydraulic control of the deep lobe of the Cr6 plume to the north. IRZ-13S was not operated in Second Quarter 2026 so that operation of IRZ-23 and IRZ-13D could be prioritized.

Throughout Second Quarter 2026, the northern and most of the southern NTH IRZ injection wells were dosed with ethanol biweekly (every other week). Southern NTH IRZ injection wells IRZ-27 and IRZ-39 were dosed three times every 2 weeks at the beginning of Second Quarter 2026 to address concentrations of Cr6 near IRZ-27 and nitrate near IRZ-39. Beginning on June 23, 2026, IRZ-27 was incorporated into the biweekly dosing schedule due to the indication of fouling in the upper interval. IRZ-39 continued to be dosed three times every 2 weeks. Dosing was implemented to achieve a time-weighted target average concentration of 13 to 39 milligrams per liter (mg/L) of TOC, which is approximately 15 to 40 percent of the nominal design dosing specified in the Final BOD (CH2M Hill 2015a). A total of 328 gallons of ethanol were injected in Second Quarter 2026.

Chemical and/or mechanical well rehabilitation occurred at the following NTH IRZ injection wells in Second Quarter 2026: IRZ-15, IRZ-20, IRZ-25, IRZ-27, IRZ-33, IRZ-37, and IRZ-39. Average systemwide uptime was 99 percent in Second Quarter 2026[2]. Additional information regarding well performance, rehabilitation, and maintenance is provided in Table 2.3 and in the Second Quarter 2026 Well Performance Report (Arcadis 2026d). The following notable events occurred in Second Quarter 2026:

- Rain infiltration during a storm event caused a systemwide shutdown from June 13 to June 14 (14.1 hours).
- A Node 2 malfunction occurred due to the aforementioned rain infiltration event, and the troubleshooting of the malfunction caused a systemwide shutdown on June 15 (3.0 hours).

[1] In Second Quarter 2026, target flowrates for the northern NTH IRZ injection wells were based on the nominal design flowrates specified in the Final BOD (CH2M Hill 2015a). Target flowrates for the southern NTH IRZ injection wells were based on 150 percent of the nominal design flowrates specified in the Final BOD.
[2] Systemwide uptime is calculated using total run time hours (run time in hours is calculated from extraction well operating hours) divided by total possible run time hours in Second Quarter 2026.

2.1 Water Level Monitoring Results

Water levels monitored at a subset of monitoring wells using pressure transducers are used to assess the effect of system operations on hydraulic gradients in the floodplain. Pressure transducer data were downloaded in June 2026. Water level monitoring data for March 2026, April 2026, and May 2026 are included in this quarterly progress report. June 2026 data will be included in the Third Quarter 2026 Quarterly Progress Report.

The aquifer at the Site has been divided into five depth intervals that correspond to the existing groundwater model layers (from shallowest to deepest):

- Layer 1: Elevation interval of 425 to 455 feet above mean sea level (ft amsl);
- Layer 2: Elevation interval of 400 to 425 ft amsl;
- Layer 3: Elevation interval of 350 to 400 ft amsl;
- Layer 4: Elevation interval of 300 to 350 ft amsl; and
- Layer 5: Elevation interval of 250 to 300 ft amsl.

Figures 2.1a, 2.1b, and 2.1c show the average monthly groundwater elevations for March 2026, April 2026, and May 2026 and the associated groundwater elevation contours for Layers 1 and 2, Layer 3, and Layers 4 and 5, respectively.

Table 2.2 provides the active operation time for each NTH IRZ extraction and injection well through June 2026. Systemwide uptime in March 2026, April 2026, and May 2026 was 85 percent, 100 percent, and 100 percent, respectively (Table 2.1). The following observations were made based on the March 2026, April 2026, and May 2026 potentiometric surface maps:

- The Colorado River stage continued to rise through May 2026, correlating with water releases from the Davis Dam. Groundwater elevations followed a similar seasonal pattern in response to the seasonal river level increase.
- From March 2026 to May 2026, extraction well IRZ-23 operated at monthly average flowrates between 62 and 64 gallons per minute (gpm). Hydraulic gradients toward extraction well IRZ-23 were observed, influencing the potentiometric surfaces in Layers 1, 2, and 3 (Figures 2.1a and 2.1b).
- North of extraction well IRZ-23, groundwater mounding was observed in the area of injection wells IRZ-15, IRZ-16, IRZ-17, IRZ-18, and/or IRZ-20 in Layers 1 and 2 (Figure 2.1a) and Layers 4 and 5 (Figure 2.1c) during March 2026, April 2026, and May 2026. In Layers 4 and 5, drawdown at extraction well IRZ-13D also influenced groundwater elevations (Figure 2.1c) in March 2026, April 2026, and May 2026 when extraction well IRZ-13D operated at an average extraction rate of 10.6 gpm (operational uptime of 38 percent), 10.2 gpm (operational uptime of 60 percent), and 9.5 gpm (operational uptime of 37 percent), respectively.
- In the southern portion of the treatment area (south of extraction well IRZ-23), groundwater mounding was observed in Layers 1 and 2 (Figure 2.1a) and in Layer 3 (Figure 2.1b) in the area of operational injection wells in March 2026, April 2026, and May 2026.

2.2 Carbon Amendment System Monitoring Results

The carbon amendment system is sampled semiannually to verify that it is dosing at the target concentration (NTH IRZ DQO 1). The carbon substrate is fed into two forcemains: one conveying amended water to the northern NTH IRZ injection wells and one conveying amended water to the southern NTH IRZ injection wells (Figure 1.2). Each forcemain is equipped with an in-line static mixer, and samples are collected from the sampling ports (CAB_MIXER_606 and CAB_MIXER_607) located immediately downstream of each mixer (Figure 1.2).

In Second Quarter 2026, samples were collected on April 21, 2026, and analyzed for TOC using Standard Methods (SM) 5310B (see Table 2.4, below). TOC concentrations were higher than the target dosing concentration of 720 mg/L at CAB_MIXER_607, but the overall data (e.g., totalizer readings) indicate that the carbon amendment system is working properly. TOC sampling from the carbon amendment system will continue semiannually, with the next scheduled event in Fourth Quarter 2026.

Table 2.4 Carbon Amendment System Monitoring Results

Location ID	Sample Date	TOC (mg/L) by SM 5310B
CAB_MIXER_606	4/21/2026	970
CAB_MIXER_607	4/21/2026	890

Note:
ID = identification

2.3 Extracted Water and RPWC System Monitoring

The potential for extraction well fouling (e.g., resulting from the extraction of groundwater with residual carbon substrate and/or reduced metals from the nearby carbon injection activity) is monitored during system operations (NTH IRZ DQO 5). The monitoring includes measuring TOC and metal byproduct concentrations at the extraction wells. The Second Quarter 2026 Well Performance Report (Arcadis 2026d) provides an evaluation of overall extraction well performance. Extraction well sampling analytical results are provided herein.

Table 2.5, below, shows the baseline and Second Quarter 2026 analytical results from IRZ-9, IRZ-23, IRZ-13S, IRZ-13D, and PTI-1D. IRZ-9, IRZ-23, IRZ-13S, and IRZ-13D were sampled in May 2026 (quarterly), and PTI-1D was sampled in April, May, and June (monthly). In Second Quarter 2026, extraction wells IRZ-9, IRZ-13S, and PTI-1D were only operated for the routine sampling.

At the extraction wells, total iron, dissolved iron, and dissolved manganese concentrations were generally lower than the reporting limits or baseline concentrations, except for low concentrations of total iron at IRZ-9 and dissolved manganese at IRZ-13S. These results are not indicative of fouling because IRZ-9 and IRZ-13S did not operate in Second Quarter 2026 prior to the sampling event and the concentrations are within the range of previous concentrations observed in these wells. Although baseline TOC concentrations are not available for the extraction wells, TOC concentrations in these wells remained below detectable levels in Second Quarter 2026. Overall, the TOC data do not exhibit trends that may be indicative of well fouling. Therefore, no adjustments to operations of the extraction wells were needed in Second Quarter 2026 based on the water quality results.

Table 2.5 Baseline and Second Quarter 2026 Extraction Well TOC and Metal Byproduct Results

Extraction Well	Sample Date	Active Time Operating (percent)	TOC: Method 5310B (mg/L)	Total Iron (mg/L)	Dissolved Iron (mg/L)	Dissolved Manganese (mg/L)
IRZ-9	Baseline: January 2022	9	--	Less than 0.02	Less than 0.02	0.0027
IRZ-9	Range (Baseline to Date)	–	Less than 1 to 4.3 J	Less than 0.02 to 0.84	Less than 0.02 to 0.76	Less than 0.0005 to 0.0097
IRZ-9	May 2026	0.43	Less than 1	0.028	Less than 0.02	0.0009
IRZ-23	Baseline: December 2021	8	--	0.69	0.091 J	Less than 0.0005
IRZ-23	Range (Baseline to Date)	–	Less than 1 to 3.4	Less than 0.02 to 1.2 J	Less than 0.02 to 0.091 J	Less than 0.0005
IRZ-23	May 2026	99	Less than 1	0.0095	Less than 0.02	Less than 0.0005
IRZ-13S	Baseline: March 2022	53	--	0.06	Less than 0.02	Less than 0.0005
IRZ-13S	Range (Baseline to Date)	–	Less than 1 to 2.6	Less than 0.02 to 1.2 J	Less than 0.02 to 0.044	Less than 0.0005 to 0.0064 J
IRZ-13S	May 2026	0.44	Less than 1	Less than 0.02	Less than 0.02	0.0023
IRZ-13D	Baseline: March 2022	53	--	Less than 0.02	0.059 J	0.062
IRZ-13D	Range (Baseline to Date)	–	Less than 1 to 3.0	Less than 0.02 to 0.63	Less than 0.02 to 0.059 J	Less than 0.0005 to 0.062
IRZ-13D	May 2026	37	Less than 1	Less than 0.02	Less than 0.02	0.0017
PTI-1D	Baseline: November 2023	94	--	1.3	1.1	4.2 J
PTI-1D	Range (Baseline to Date)	–	--	0.084 to 1.9 J	0.083 to 1.1	0.55 to 4.2 J
PTI-1D	April 2026	0.44	--	0.25	0.23	0.84
PTI-1D	May 2026	0.44	--	0.26	0.24	0.83
PTI-1D	June 2026	0.24	--	0.31 J	0.28	1.0

Notes:
Range is the concentration range for the indicated well from baseline to date. Results shown are the Second Quarter 2026 analytical results for the indicated well.
-- = not analyzed
J = estimated concentration

During Second Quarter 2026, backwashing occurred three times weekly for operating NTH IRZ injection wells when time allowed. Remedy-produced water from the backwashing was pumped from the backwash tank at the MW-20 bench to the RPWC system influent tanks (Influent Tanks #1 and #2), pumped through a bag filter skid to

the conditioned water storage tank, then transferred to the conditioned water frac tank at the MW-20 bench for re-injection into the NTH IRZ injection wells. A diagram of the RPWC system is presented on Figure 2.2.

Before re-injection into the NTH IRZ injection wells, the remedy-produced water was monitored for field parameters and analyzed for select constituents including Cr6, total chromium, dissolved iron, and dissolved manganese. A summary of these analytical results is provided in Table 2.6. Samples were collected from the influent sampling port, midpoint sampling port (located after the bag filter skid and before the conditioned water storage tank), and effluent sampling port (located after the conditioned water storage tank). Sample locations are shown on Figure 2.2.

Field parameters (pH, specific conductivity, and turbidity) are continuously collected using dataloggers at the influent tanks and immediately upstream of the conditioned water storage tank. The BOD SMP (Appendix L, Volume 2 of the Final BOD; CH2M Hill 2015a) specifies that a pH between 6.5 and 8.5 is required for re-injection of remedy-produced water to the NTH IRZ. Manual pH readings were collected each time there was uncertainty in the sensors' readings and water was being moved out of the tanks. Additionally, manual pH readings were taken from the MW-20 bench conditioned water frac tank prior to each re-injection. When the pH in the backwash tank was less than 6.5, sodium bicarbonate was added to the tank. The pH reading results indicated that the effluent pH values remained within the operating limits. The manual pH readings and the effluent pH sensor results are shown on Figure 2.2.

2.4 Waste Management

In Second Quarter 2026, remedy-produced water (e.g., water produced from well backwashing, well rehabilitation, purging during well sampling, and pumping of stormwater from vaults), as well as some wastewater produced during Phase 2B drilling activities, was stored in frac tanks located at the MW-20 bench and at the RPWC system at the TCS. The water was filtered and used for re-injection into NTH IRZ injection wells. Drilling wastewater that was not transferred to the RPWC system was sent to the active Class II surface impoundments. No precipitated solids/sludge from the tank farm, pipeline cleaning solids, oily rags, or oily solids were generated.

3 Second Quarter 2026 Monitoring Summary

This section describes the groundwater and surface water monitoring performed in Second Quarter 2026 and summarizes the Second Quarter 2026 monitoring results.

Table 3.1 provides a summary of the Phase 1 Monitoring Program including monitoring locations, monitoring frequencies, and constituents analyzed. Remediation well and monitoring well construction details are provided in Tables 3.2 and 3.3, respectively.

3.1 Summary of Second Quarter 2026 Monitoring Performed

Groundwater and surface water monitoring was performed in Second Quarter 2026 in accordance with the Phase 1 Monitoring Plan (Arcadis 2021), the standard operating procedures presented in Appendix B of the Phase 1 Monitoring Plan, and the Quality Assurance Project Plan (QAPP) and addendum (CH2M Hill 2014; Critigen 2020). The following elements of the Phase 1 Monitoring Program were performed in Second Quarter 2026:

- Process control monitoring;
- Remedy compliance monitoring;
- COPC monitoring; and
- Water level monitoring.

Monitoring wells included in each monitoring program vary by quarter. Table 3.1 and Figure 1.7 show the monitoring wells and surface water monitoring locations monitored in Second Quarter 2026.

Field parameters (temperature, pH, specific conductivity, oxidation-reduction potential, turbidity, total dissolved solids, and salinity) were measured before groundwater and surface water sample collection. Samples collected from monitoring wells in California were sent to Asset Laboratories in Las Vegas, Nevada, for laboratory analysis. Samples collected from the monitoring wells in Arizona were sent to Pace Analytical for laboratory analysis in Second Quarter 2026.

Analytical results were validated in accordance with the QAPP and addendum (CH2M Hill 2014; Critigen 2020). Data validation qualifiers were applied for results that did not meet quality control criteria.

3.1.1 Modifications to the Phase 1 Monitoring Program

The following additions were previously made to the Phase 1 Monitoring Program and continued to be implemented in Second Quarter 2026:

- Extraction wells IRZ-9, IRZ-13S, IRZ-13D, and IRZ-23 continued to be analyzed quarterly for the constituents listed in Table 3.1 as well as sulfate and nitrate.
- Inactive injection wells IRZ-21 and IRZ-25 were incorporated into the dose-response monitoring program as monitoring points in Fourth Quarter 2022 to further evaluate the potential influence of active IRZ operations on nearby extraction wells. IRZ-21 and IRZ-25 were sampled in May 2026.

- Implementation of the monitoring specified in the PTI-1D Floodplain Extraction Test Workplan (Arcadis 2023a) continued.
- The sampling frequency at select downgradient monitoring wells (MW-34-100, MW-36-100, MW-39-070, MW-39-080, MW-39-100, MW-44-115, MW-44-125, MW-46-175, MW-77-187, MW-81-043, MW-81-098, and PT5D) and pilot test well PT6D followed the frequency specified in the Phase 1 Monitoring Plan (Arcadis 2021) for all analytes except Cr6 (monthly sampling) and sulfate (quarterly sampling).
- Remedy compliance monitoring well MW-67-185 continued to be sampled quarterly for an expanded analytical suite to evaluate trends in COPC concentrations at the TCS.
- Well FW-02B and select monitoring wells in the area of FW-02B (i.e., MW-09, MW-10, MW-65-160, MW-65-225, and MW-88-107) continued to be sampled for the analytes at the frequency specified in PG&E's April 18, 2025 response (PG&E 2025a) to the Agencies' March 18, 2025 directive letter that requested ongoing groundwater monitoring of the FW-02B area (DTSC and DOI 2025).
- Northern floodplain monitoring wells MW-107-041 and MW-107-076 continued to be sampled in accordance with the Northern Shallow Floodplain Monitoring Well Installation Work Plan (Arcadis 2025b).

In addition, following the Agencies' approval in March 2023, TOC has continued to be analyzed by SM 5310B given the better sensitivity of this method compared to the QAPP-specified method of SM 5310C (DTSC 2023; DOI 2023).

The following modifications were made to the Phase 1 Monitoring Program in Second Quarter 2026:

- Downgradient monitoring well MW-43-025 was sampled for dissolved iron in April 2026 to verify the February 2026 result that exceeded the action level.
- Downgradient monitoring well MW-34-055 was sampled for nitrate in June 2026 to verify the April 2026 result that exceeded the trigger level.
- Remedy compliance monitoring wells MW-50-095 and TW-05 were sampled for Cr6 at an increased frequency (i.e., quarterly) starting in Second Quarter 2026 to confirm that Cr6 concentrations remain stable below 32 µg/L in the mid-depth interval along the northern portion of the NTH IRZ.
- Surface water sampling locations SW1 and SW2 were sampled for nitrate at an increased frequency (i.e., quarterly) starting in Second Quarter 2026 to evaluate potential nitrate migration from the area of MW-71-035.

3.2 Summary of Second Quarter 2026 Monitoring Results

This section summarizes the Second Quarter 2026 process control monitoring, remedy compliance monitoring, and COPC monitoring results. Field parameter monitoring results are presented in Appendix A. Analytical results from January 2020 to June 2026 for monitoring wells and surface water monitoring locations included in the Phase 1 Monitoring Program are provided in Appendix B. Laboratory reports and field sampling forms from Second Quarter 2026 are provided in Appendix C and Appendix D, respectively.

3.2.1 Process Control Monitoring Results

This section summarizes the Second Quarter 2026 process control monitoring results and describes how the results are used to assess the NTH IRZ DQOs 2, 3, and 4 (Section 1.3). The Second Quarter 2026 process control monitoring results are presented in Table 3.4.

3.2.1.1 Dose-Response and Downgradient Well Monitoring Results

Analytical results from the dose-response and downgradient monitoring wells, including Cr6 and in situ byproduct concentrations, are used to evaluate establishment/maintenance of the NTH IRZ (NTH IRZ DQO 2) and control of in situ byproducts (NTH IRZ DQO 3). The decision rules and operational framework for evaluating IRZ effectiveness and in situ byproduct generation and migration are provided on Figure 2.2-2 of the BOD SMP (Appendix L, Volume 2 of the Final BOD; CH2M Hill 2015a). The following sections summarize the performance of the dose-response and downgradient monitoring wells for Second Quarter 2026 based on the decision rules outlined on Figure 2.2-2 of the BOD SMP.

3.2.1.1.1 NTH IRZ Treatment Results

For dose-response wells, monitoring data (including changes in TOC, Cr6, and/or dissolved iron concentrations) are used to determine establishment of the NTH IRZ and Cr6 treatment. Table 3.5 provides a performance summary for these parameters based on the Second Quarter 2026 data. The performance summary is based on the decision rules and operational framework provided on Figure 2.2-2 of the BOD SMP (Appendix L, Volume 2 of the Final BOD; CH2M Hill 2015a). Criteria to identify wells showing impacts of continued Cr6 treatment include reduced Cr6 concentrations and/or elevated dissolved iron concentrations greater than baseline. As indicated in Table 3.5, continued Cr6 treatment was observed at 15 out of 22 dose-response wells (MW-26, MW-31-060, MW-51, MW-76-039, MW-76-181, MW-76-218, MW-78-070, MW-78-142, MW-79-058, MW-79-102, MW-80-057, MW-80-082, TW-02D, TW-02S, and TW-03D) in Second Quarter 2026.

Based on operations in Second Quarter 2026 (see Section 2), the following observations were made for dose-response wells in the vicinity of the northern NTH IRZ injection wells (IRZ-15, IRZ-16, IRZ-18, and IRZ-20):

- Cr6 concentrations at monitoring wells MW-31-060, MW-76-039, MW-76-181, MW-76-218, TW-02D, TW-02S, and TW-03D remained less than 32 µg/L throughout the quarter. The results indicate the treatment objectives continue to be met in the northern NTH IRZ injection wells.
- Monitoring wells MW-31-135 and MW-76-156 did not exhibit Cr6 concentrations greater than 32 µg/L at baseline and are screened at depths in the gap between the shallow and deep lobes of the Cr6 plume where the plume is bifurcated at its northern end (approximately north of the access road to the uplands). These wells are not targeted by the NTH IRZ injections but are monitored to confirm that vertical displacement of the Cr6 plume is not occurring. Cr6 concentrations at MW-31-135 and MW-76-156 have remained less than 32 µg/L.

The following observations were made for dose-response wells in the vicinity of the southern NTH IRZ injection wells (IRZ-27, IRZ-29, IRZ-31, IRZ-33, IRZ-35, IRZ-37, and IRZ-39) based on the operations in Second Quarter 2026 (see Section 2):

- Cr6 concentrations at monitoring wells MW-26, MW-51, MW-78-070, MW-79-058, MW-79-102, MW-80-057, and MW-80-082 remained less than 32 µg/L throughout the quarter.

- A steady decrease in Cr6 concentrations was observed at MW-78-142 between June 2024 and February 2025 before Cr6 concentrations increased to 780 µg/L in March 2025 (Appendix B). The increase in March 2025 may have been due to variability in groundwater flow and/or the limited injection into well IRZ-27 (lower) in February and March 2025[3]. Since March 2025, Cr6 concentrations at MW-78-142 have continued decreasing, with an all-time minimum concentration of less than 1 µg/L (non-detect value) observed in May 2026. Cr6 concentrations subsequently increased to 360 µg/L in June 2026, which likely reflects the well's location near the edge of the plume and associated sensitivity to variations in groundwater flow. Cr6 treatment at MW-78-142 has been slower because the nearest NTH IRZ injection well (IRZ-25) has not yet been operated to date; however, Cr6 concentrations at MW-78-142 are anticipated to continue decreasing with continued injection at IRZ-27 (middle/lower) and the initiation of ethanol injections at IRZ-25 (anticipated to begin in Third Quarter 2026).
- Cr6 concentrations at monitoring wells MW-21 and MW-71-035 remained less than 32 µg/L, consistent with the Fourth Quarter 2021 baseline concentrations.
- At the MW-20 well cluster, located east of the NTH IRZ near extraction well IRZ-23 and injection well IRZ-25, Cr6 concentrations did not exhibit strong evidence of in situ treatment. The nearby injection well (IRZ-25) has not yet been operated to date, and the Cr6 plume in the vicinity of the MW-20 cluster is currently being controlled by groundwater extraction at IRZ-23. Cr6 concentrations at the MW-20 well cluster are expected to decrease more rapidly with the initiation of ethanol injections at IRZ-25 (anticipated to begin in Third Quarter 2026).

TOC and dissolved iron concentrations are evaluated at dose-response wells to assess whether reducing capacity is being generated. Of the 15 dose-response wells in which treatment has been observed, five exhibited elevated TOC and/or dissolved iron concentrations greater than baseline values in Second Quarter 2026 (see Table 3.5).

Overall, the Second Quarter 2026 data demonstrate that the IRZ along the NTH is being maintained, is adequate to treat Cr6 to less than 32 µg/L and is not generating excess in situ byproducts. The exception is the area of IRZ-25, which is monitored using the MW-20 and MW-78 well clusters. NTH IRZ injection well IRZ-25 has not been operated to date to avoid potential fouling of NTH IRZ extraction well IRZ-23, and the Cr6 plume in this area has been controlled by groundwater extraction at IRZ-23. Given the current stability of the plume in the central floodplain area (see also Section 3.2.1.1.2), bringing IRZ-25 online and concurrently reducing the extraction flow at IRZ-23 (to mitigate potential fouling risk) is planned for Third Quarter 2026.

3.2.1.1.2 Downgradient Hexavalent Chromium Results

In the floodplain (i.e., downgradient of the NTH IRZ), Cr6 concentrations in downgradient monitoring wells are anticipated to decrease to less than 32 µg/L within 2 to 10 years following remedy startup based on the results of solute transport modeling (refer to Table 2.2-1 of the BOD SMP [Appendix L, Volume 2 of the Final BOD; CH2M

[3] Injection well IRZ-27 is a triple-screened well and is separated into two injection intervals using a packer. The packer was historically installed between the upper screen and the middle screen, subdividing the well into an upper screen interval and a middle/lower screen interval. The packer was reinstalled to subdivide the well into an upper/middle interval and a lower interval on January 30, 2025, to prioritize Cr6 treatment in the lowest interval. Following the packer relocation, less than 1 gpm of flow was able to be injected into the lower interval, and the packer was subsequently reinstalled between the upper screen and middle screen during the rehabilitation event that was implemented at IRZ-27 between March and April 2025.

Hill 2015a]). During initial system operation, solute transport modeling showed that Cr6 concentration trends are expected to vary. Concentrations at some downgradient monitoring wells may increase, whereas concentrations at other wells may remain stable or decrease. Tables 2.1-4 and 2.1-5 of the BOD SMP summarize the anticipated changes in Cr6 concentrations at specific monitoring wells during the first 6 months to 1 year of system operation and during the first 5-year review period, respectively.

Table 3.6 provides a performance summary of the downgradient monitoring wells for Second Quarter 2026. Figures 3.1a through 3.1e show the distribution of Cr6 in downgradient monitoring wells in Second Quarter 2026 for each aquifer depth interval (Layers 1 through 5, respectively).

The sections below describe current Cr6 concentration trends in downgradient monitoring wells in the northern (downgradient of NTH IRZ injection wells IRZ-15, IRZ-16, IRZ-17, IRZ-18, and IRZ-20), southern (downgradient of NTH IRZ injection wells IRZ-27, IRZ-29, IRZ-31, IRZ-33, IRZ-35, IRZ-37, and IRZ-39), and central (downgradient of extraction well IRZ-23) areas of the floodplain.

Northern Floodplain

In the northern area of the floodplain, Cr6 concentrations in downgradient monitoring wells in Second Quarter 2026 were less than 32 µg/L (ranging from non-detect, at reporting limits of 0.2 or 1.0, to 15 µg/L) and were within expectations following more than 4 years of NTH IRZ system operation (i.e., Cr6 concentrations remain less than 32 µg/L). Cr6 concentrations at MW-46-175 generally increased following startup of the NTH IRZ system, reaching a concentration of 14 µg/L in February 2024. However, Cr6 concentrations in this well have generally been stable since (ranging from 8.8 to 15 µg/L).

Southern Floodplain

In the southern area of the floodplain, Cr6 concentrations in downgradient monitoring wells in Second Quarter 2026 were less than 32 µg/L (non-detect, at reporting limits of 0.2 or 1.0) and were within expectations following more than 4 years of NTH IRZ system operation.

Central Floodplain

In Second Quarter 2023, Cr6 concentrations at MW-39-080, MW-39-100, PT5D, and MW-44-115 were observed to increase, indicating potential migration of the Cr6 plume east of the NTH IRZ in the floodplain. To improve hydraulic control of the Cr6 plume and limit potential eastward migration, PG&E initiated extraction at pilot test well PTI-1D on November 2, 2023, and continued extraction at IRZ-23 in accordance with the PTI-1D Floodplain Extraction Test Workplan (Arcadis 2023a). On October 17, 2024, the Agencies conditionally approved continuation of the PTI-1D extraction test for 1 year (DTSC 2024; DOI 2024), and operation of PTI-1D continued through June 16, 2025, when extended aquifer testing at IRZ-9 was initiated (Arcadis 2025a). During the extended aquifer test, PTI-1D was shut off and the extraction flow from IRZ-23 was lowered. Since conclusion of the aquifer test, PTI-1D has remained off and IRZ-23 has been operated at a target extraction rate of approximately 60 gpm to maintain control of the Cr6 plume in the central floodplain. On November 17, 2025, the DTSC approved PG&E's request for another 2-year extension of the PTI-1D extraction test for contingency operation of PTI-1D on an as needed basis (DTSC 2025).

The PTI-1D Floodplain Extraction Test Workplan outlines the metrics that are used to evaluate PTI-1D performance and provides indicators that will help determine if operational changes are needed and/or when the PTI-1D extraction test is complete (Arcadis 2023a). Hydrogeologic and analytical data continued to be collected throughout Second Quarter 2026 and were evaluated against the metrics as described below.

- *Create hydraulic gradients towards PTI-1D and IRZ-23 from an area to the east including MW-44-115, PT5D/PT6D, and MW-39-100.* As shown on Figure 2.1b, hydraulic gradients toward IRZ-23 were maintained between March 2026 and May 2026. The monthly average heads (in ft amsl) at MW-39-080 (454.30 in March 2026, 455.15 in April 2026, and 455.45 in May 2026) were lower than the average heads at MW-34-100 (455.00 in March 2026, 455.84 in May 2026, and 456.04 in May 2026). The monthly average heads (in ft amsl) at PT5D (454.49 in March 2026, 455.35 in April 2026, and 455.58 in May 2026) were observed to be lower than the average heads at MW-44-115 (454.70 in March 2026, 455.56 in April 2026, and 455.78 in May 2026). Hydraulic gradients in the central floodplain area will continue to be evaluated to determine if operational changes are needed.
- *Decrease Cr6 concentrations at MW-44-115, PT5D, and PT6D*. During the period of PTI-1D operation, Cr6 concentrations at PT5D, PT6D, and MW-44-115 decreased to and remained less than 32 µg/L as shown on Figure 3.2. After PTI-1D was turned off (in June 2025), Cr6 concentrations at PT5D initially increased to 88 µg/L in July 2025, likely due to the release of residual mass within a stagnant zone between PTI-1D and IRZ-23, but subsequently decreased to less than 32 µg/L with ongoing pumping at IRZ-23, and a similar increase to greater than 32 µg/L was not observed at PT6D. Most recently in Second Quarter 2026, a transient increase in Cr6 concentrations to slightly greater than 32 µg/L was observed at PT5D, with concentrations of 33 and 34 µg/L reported in April and May 2026, respectively, before the concentration decreased to 2.8 µg/L in June 2026. Cr6 concentrations at PT6D increased to 36 µg/L in June 2026, which likely reflects the edge of the plume retracting towards the west due to pumping at IRZ-23, facilitated by seasonal high river stage. At MW-44-115, Cr6 concentrations remained less than 32 µg/L and decreased from First Quarter 2026, ranging from 14 to 19 µg/L in Second Quarter 2026. These data, along with the hydraulic data, demonstrate continued control of the Cr6 plume.
- *Prevent Cr6 concentration increases east of MW-39-080/100 at MW-36-100 and MW-34-100*. As shown on Figure 3.2, Cr6 concentrations at MW-34-100 and MW-36-100 have remained less than 32 µg/L. Consistent with past years, Cr6 concentrations at MW-34-100 have fluctuated in response to seasonal changes in river stage, with highs occurring during the winter months.
- *Sustainable PTI-1D extraction*. Operational data collected over the period of PTI-1D extraction demonstrated that this well can be operated sustainably (i.e., specific capacity was maintained near baseline levels and dissolved iron and manganese concentrations in the extracted water remained low). During Second Quarter 2026, PTI-1D was not operated except for during monthly sampling (see Section 2.2).
- *Evaluate density-driven flow.* Specific conductivity was measured at downgradient monitoring wells MW-39-080, MW-39-100, MW-44-115, and PT5D monthly (Figure 3.2). Specific conductivity differences between wells did not indicate that density is a major driver of lateral transport.

The objectives of the PTI-1D extraction test have been achieved, and pumping at IRZ-23 is currently sufficient to hydraulically control migration of the Cr6 plume in the central floodplain area based on data collected over the past year (since PTI-1D was turned off in June 2025). In accordance with the DTSC's extension approval for contingency operation of PTI-1D (DTSC 2025), monthly sampling of wells for Cr6 in accordance with the PTI-1D Floodplain Extraction Test Workplan (Arcadis 2023b) is no longer required as of July 2026. However, select wells will continue to be monitored at an increased (monthly) frequency to support evaluation of central floodplain conditions related to planned operational changes for Third Quarter 2026 (i.e., initiating ethanol injections at IRZ-25 and concurrently decreasing the extraction rate at IRZ-23 to mitigate potential fouling risk).

3.2.1.1.3 In Situ Byproduct Results

In situ byproduct (dissolved arsenic, dissolved manganese, dissolved iron, and dissolved barium) generation and migration from the NTH IRZ are evaluated using results from the dose-response and downgradient monitoring wells. The BOD SMP (Appendix L, Volume 2 of the Final BOD; CH2M Hill 2015a) provides anticipated maximum concentrations (i.e., action levels) for dissolved arsenic, dissolved manganese, and dissolved iron, which are presented in Table 3.5 (for dose-response wells) and Table 3.6 (for downgradient monitoring wells). If an individual monitoring well exhibited a natural baseline concentration greater than the action level presented in the BOD SMP, then the baseline concentration was used as the action level. Baseline concentrations for dissolved arsenic, dissolved iron, and dissolved manganese, presented in Tables 3.5 and 3.6, were established as follows:

- For monitoring wells installed before 2019, the maximum historical result was selected.
- For monitoring wells installed after 2019, the maximum result between January 2020 and December 2021 was selected. The results did not include initial samples collected after well installation and allowed for water quality stabilization after well installation.

Application of the action levels is as follows. If in situ byproduct concentrations at a dose-response or downgradient monitoring well are greater than the action levels, then a second (confirmation) sample is collected from the monitoring well within 45 days. If the second sample confirms the exceedance, then the DTSC will be notified, and system operations will be adjusted as needed.

Dissolved barium is also monitored as part of the process control monitoring program, but action levels for dissolved barium were not specified in the BOD SMP (Appendix L, Volume 2 of the Final BOD; CH2M Hill 2015a). Dissolved barium monitoring results from Second Quarter 2026 are presented in Table 3.4.

Figures 3.3a, 3.3b, 3.4a, 3.4b, 3.5a, and 3.5b show the distribution of dissolved arsenic, dissolved iron, and dissolved manganese concentrations in Second Quarter 2026 for the dose-response and downgradient monitoring wells in Layers 1 through 5. In Second Quarter 2026, in situ byproduct concentrations at the dose-response and downgradient monitoring wells were less than the action levels, except for the following:

- *MW-43-025*. Well MW-43-025 was resampled for dissolved iron in April 2026 to verify the February 2026 action level exceedance. The April 2026 results did not exceed the action level; therefore, no notification was required. In June 2026, the dissolved iron (6.8 J mg/L) and dissolved arsenic (33 mg/L) concentrations at MW-43-025 exceeded the action levels of 5.4 and 32 mg/L, respectively. MW-43-025 was resampled for dissolved iron and arsenic in July 2026 to verify the June exceedances, and the results will be reported in the Third Quarter 2026 Quarterly Progress Report.
- *MW-53S*. In May 2026, the dissolved iron concentration (9.5 J mg/L) at MW-53S exceeded the action level of 5.4 mg/L. Dissolved iron results at this well have previously exceeded the action level, and the Agencies were notified on October 7, 2025 (PG&E 2025b).
- *MW-90-031*. In June 2026, the dissolved iron concentration (16 mg/L) at MW-90-031 exceeded the action level of 9.8 mg/L. Dissolved iron results at this well have previously exceeded the action level, and the Agencies were notified on August 16, 2023 (Arcadis 2023b).

3.2.1.2 Northern NTH IRZ Extraction Monitoring Results

On the northern end of the NTH IRZ, the system is designed to control potential migration of Cr6 via groundwater extraction rather than the establishment of an IRZ. Figure 1.3 shows the area being addressed by northern

extraction, with the northern extraction monitoring wells identified in green. Multiple lines of evidence can be used to evaluate control of the Cr6 plume at the northern end of the NTH IRZ (NTH IRZ DQO 4), including interpreted water levels, concentration trends, and numerical modeling (CH2M Hill 2015a). In Second Quarter 2026, lines of evidence evaluated included Cr6 concentrations (Figures 3.1a, 3.1d, and 3.1e) and potentiometric surface maps (Figures 2.1a and 2.1c).

Before startup of the NTH IRZ system in December 2021, the Cr6 plume north of NTH IRZ injection well IRZ-15 was bifurcated with a shallow lobe present in Layer 1 and a deep lobe present in Layers 4 and 5 (shown on the Cr6 plume maps by layer on Figures 3.1a through 3.1e). Monitoring results for the shallow and deep lobe are discussed in the following sections.

Shallow Lobe of the Northern Cr6 Plume

Available data suggested that a limited amount of Cr6 mass was present in the shallow lobe (Layer 1), with the Cr6 plume extending from IRZ-15 to monitoring well MW-75-033. In March 2023, injection well IRZ-15 (upper) was brought online to target treatment in this part of the plume, and Cr6 treatment has been observed at dose-response well MW-76-039.

IRZ-13S was not operated in Second Quarter 2026 except for during the quarterly sampling in May. Therefore, localized gradients toward IRZ-13S were not observed (based on available data from March through May 2026; Figure 2.1a).

At MW-75-033, Cr6 concentrations have fluctuated seasonally (with river stage) but have generally decreased since a maximum concentration of 99 µg/L was observed in February 2024 (Appendix B). In Second Quarter 2026, the Cr6 concentration at MW-75-033 was 55 µg/L. At MW-97-042, Cr6 concentrations increased to greater than 32 µg/L for the first time in Fourth Quarter 2022. Since then, concentrations have fluctuated seasonally to greater than and less than 32 µg/L, with peak concentrations consistently observed in Fourth Quarter (during low river stage) for the past 4 years (Appendix B). However, similar to the trend at MW-75-033, a decline in the peak Cr6 concentration has been observed at MW-97-042 over time. At monitoring wells in the floodplain to the east of MW-75-033 and MW-97-042, including MW-29, MW-33-040, MW-96-045, and MW-107-041, Cr6 concentrations were non-detect (Figure 3.1a). This demonstrates that Cr6 concentrations greater than 32 µg/L are not migrating to the river at the northern end of the NTH IRZ.

Northern extraction monitoring wells MW-29 and MW-107-041 have been sampled quarterly for dissolved iron to evaluate naturally reducing conditions downgradient of the northern end of the NTH IRZ. The Second Quarter 2026 result for MW-29 (3.1 mg/L) was consistent with previous results. Quarterly sampling of these wells started in Second Quarter 2024, and results have established the presence of relatively high dissolved iron concentrations indicative of natural Cr6 reducing conditions near the river east of MW-97-042 and MW-75-033. These natural reducing conditions are expected to control Cr6 migration to the river. Similarly high dissolved iron concentrations have previously been observed in samples collected from MW-107-041, although the Second Quarter 2026 concentration was a non-detect value (less than 0.02 mg/L; Table 3.4), potentially due to river stage–driven seasonal variability. Dissolved iron will continue to be monitored quarterly at monitoring well MW-107-041 to establish conditions in the area of this well.

Deep Lobe of the Northern Cr6 Plume

Prior to startup of the NTH IRZ, the deep lobe of the northern Cr6 plume extended from IRZ-16 to monitoring well MW-97-202. In April 2023, injection well IRZ-15 (lower) was brought online to target treatment in this part of the plume, and Cr6 treatment has been observed at dose-response wells MW-76-181 and MW-76-218.

In March 2026, April 2026, and May 2026, IRZ-13D was operated at an average extraction rate of 10.6 gpm (operational uptime of 38 percent), 10.2 gpm (operational uptime of 60 percent), and 9.5 gpm (operational uptime of 37 percent), respectively. Observed groundwater gradients towards extraction well IRZ-13D are due to a combination of operation of extraction well IRZ-13D and mounding from the northern NTH IRZ injection wells (Figure 2.1c).

In Second Quarter 2026, Cr6 concentrations at the northern NTH IRZ extraction monitoring wells in Layers 4 and 5 were less than 32 µg/L. Previously, Cr6 concentrations at MW-97-202 fluctuated to greater than and less than 32 µg/L, likely due to upgradient Cr6 mass being pulled through this well prior to extraction at IRZ-13D. However, more recently (starting in 2025), Cr6 concentrations at MW-97-202 have remained below 32 µg/L. At monitoring well TW-04, located north of MW-97-202, Cr6 concentrations have consistently been less than 32 µg/L since startup of the NTH IRZ system. To the south of IRZ-13D, wells MW-76-181 and MW-76-218 continue to demonstrate the effects of the treatment at IRZ-15 (lower). To the east of IRZ-13D, Cr6 concentrations remained less than 32 µg/L at monitoring wells MW-33-150, MW-86-120, and MW-86-140 in Layer 4 and MW-33-210 and MW-96-217 in Layer 5 (Figures 3.1d and 3.1e, respectively), demonstrating control of the deep lobe of the Cr6 plume.

3.2.2 Remedy Compliance Monitoring Results

The Second Quarter 2026 remedy compliance monitoring results are presented in Table 3.7. The following summarizes the Second Quarter 2026 remedy compliance monitoring results and provides a brief overview of progress towards achievement of RAOs 2, 3, and 4, as defined in Section 1.1:

- *RAO 2*. RAO 2 is evaluated by monitoring Cr6 in the Colorado River to verify that concentrations do not exceed the surface water quality standard of 11 µg/L (CH2M Hill 2015a). In Second Quarter 2026, Cr6 concentrations at the 16 surface water monitoring locations were non-detect (at a reporting limit of 0.2 µg/L) and less than the water quality standard of 11 µg/L.

  Although RAO 2 is specifically intended to address Cr6, IRZ in situ byproducts (i.e., dissolved arsenic and dissolved manganese) are also monitored in the Colorado River to verify that concentrations do not exceed the surface water quality standards (CH2M Hill 2015a). In Second Quarter 2026, dissolved arsenic concentrations at the 16 surface water monitoring locations were less than the National Recommended Water Quality Criterion for aquatic life of 150 µg/L. A National Recommended Water Quality Criterion for aquatic life is not available for dissolved manganese (United States Environmental Protection Agency 2026). Dissolved arsenic and dissolved manganese concentrations were less than the California primary and secondary maximum contaminant levels (MCLs) of 10 µg/L (primary MCL) and 0.05 mg/L (secondary MCL), respectively (State of California 2025), except for dissolved manganese concentrations at C-MAR-S (0.054 mg/L) and C-MAR-D (0.075 mg/L). Monitoring locations C-MAR-S and C-MAR-D are on the Arizona side of the Colorado River, and the dissolved manganese results from these locations reflect naturally occurring conditions, as evidenced by historical data collected prior to remedy startup (Figure 1.4; Appendix B).

- *RAO 3*. RAO 3 is evaluated by monitoring changes in groundwater Cr6 concentrations within the plume boundary (i.e., mass reduction) and assessing the lateral and vertical distributions of Cr6 concentrations (i.e., plume extent). This RAO will be achieved by meeting the cleanup goal of 32 µg/L for Cr6.

  Changes in Cr6 concentrations within the plume as a result of NTH IRZ system operations are discussed in Section 3.2.1.1. In Second Quarter 2026, ongoing Cr6 treatment was observed at the 15 dose-response wells located near active NTH IRZ injection wells, and Cr6 concentrations at 14 of these wells remained less than

32 µg/L. The dose-response wells (MW-20 well cluster) that did not exhibit strong evidence of in situ treatment are located near injection well IRZ-25, which has not yet been operated to date. The Cr6 plume in the vicinity of the MW-20 well cluster is currently being controlled by the IRZ-23 extraction, although startup of IRZ-25 is planned for Third Quarter 2026. Figures 3.1a through 3.1e show the distribution of Cr6 in groundwater across the Site in Second Quarter 2026 for each aquifer depth interval (Layers 1 through 5, respectively).

- *RAO 4*. RAO 4 is evaluated by monitoring Cr6 and in situ byproduct concentrations (dissolved arsenic and dissolved manganese) outside of the target remediation area (i.e., the baseline Cr6 plume boundary) to verify that concentrations do not permanently increase following completion of the remedial action. Additional data collection over a longer period is needed to evaluate progress towards this RAO.

3.2.3 COPC Monitoring Results

This section summarizes the Second Quarter 2026 monitoring results for COPCs (dissolved selenium, dissolved molybdenum, and nitrate) and provides an evaluation of the results in accordance with the COPC Perimeter Assessment Plan (PAP) (Appendix L, Volume 2 of the Final BOD; CH2M Hill 2015a). The Second Quarter 2026 COPC monitoring results are presented in Table 3.8.

The COPC PAP (Appendix L, Volume 2 of the Final BOD; CH2M Hill 2015a) was developed to notify the DTSC when COPC threshold concentrations (i.e., trigger levels) are exceeded in select outer plume compliance groundwater monitoring wells (i.e., COPC PAP monitoring wells). Thirty-one monitoring wells are included in the COPC PAP. The trigger levels are based on Shewhart control limits, which are updated annually in accordance with the Final BOD (CH2M Hill 2015a). The trigger levels applied to the 2026 data are provided in Appendix E of the Fourth Quarter 2025 Quarterly Progress Report (Arcadis 2026a). The COPC PAP decision tree, which outlines notifications and actions required if a trigger level is exceeded, was also provided in Appendix E of the Fourth Quarter 2025 Quarterly Progress Report. In Second Quarter 2026, COPC concentrations in the COPC PAP monitoring wells were less than the trigger levels, except for the nitrate concentration at MW-34-055.

In April 2026, monitoring well MW-34-055 yielded a nitrate concentration of 0.47 mg/L N, which exceeded the trigger level of 0.38 mg/L N. DTSC and DOI were notified in an email on May 22, 2026 (PG&E 2026b), which stated that the nitrate concentration observed at MW-34-055 was consistent with the periodic detections of nitrate in similarly screened (mid-depth) wells to the west of the MW-34-055 area, including MW-45-095a, MW-30-050, MW-36-090, and wells in the MW-39 cluster. Based on more recent data, concentrations in these wells have ranged up to 4.4 mg/L N (March 2024 sample from MW-39-070), which is less than the nitrate background value of 5.03 mg/L N (presented in the Groundwater Background Study, Steps 3 and 4: Revised Final Report of Results [CH2M Hill 2009]). In accordance with the PAP procedures (Figure 5.1-7 of the Final BOD [CH2M Hill 2015a]), a sample was collected from MW-34-055 in June 2026 to verify the April 2026 nitrate exceedance. This sample yielded a nitrate concentration of less than 0.25 mg/L N (non-detect value). The verification sample results did not confirm increasing nitrate concentrations at MW-34-055; therefore, no operational changes were proposed.

4 Planned Activities for Next Reporting Period

Phase 1 remedy operations and Phase 1 Monitoring Program activities will continue to be performed in Third Quarter 2026 (July to September 2026) in accordance with the O&M Manual (Appendix L, Volume 1 of the Final BOD; CH2M Hill 2015a) and Phase 1 Monitoring Plan (Arcadis 2021). In addition to routine Phase 1 remedy operations and monitoring, the following activities are planned for Third Quarter 2026:

- The NTH IRZ dose-response wells will continue to be sampled monthly until the Agencies respond to PG&E's letter request (PG&E 2025a) to reduce the sampling frequency to quarterly in accordance with the BOD SMP (Appendix L, Volume 2 of the Final BOD; CH2M Hill 2015a).
- Wells IRZ-21 and IRZ-25 will continue to be sampled quarterly (if not being operated) to further evaluate the potential influence of active NTH IRZ operations on nearby extraction wells.
- PTI-1D will remain offline, and pumping from IRZ-23 will continue in Third Quarter 2026. The extraction flowrate at IRZ-23 will be reduced (to approximately 30 gpm) concurrently with the initiation of ethanol injections at IRZ-25 in Third Quarter 2026.
- Extraction wells IRZ-9, IRZ-13S, IRZ-13D, and IRZ-23 will continue to be sampled quarterly (or more frequently as warranted) to evaluate the potential for well fouling. In addition, sulfate and nitrate will be analyzed to determine the concentrations extracted at each well. Beginning in Third Quarter 2026, the sampling frequency at PTI-1D will be changed to quarterly for the same analytes as the other extraction wells.
- As described in Section 2, NTH IRZ injection well IRZ-35 will remain offline unless additional injection capacity is required. The associated dose-response wells will continue to be sampled monthly, and, if the data indicate that reducing conditions are dissipating, then carbon injections will resume.
- Select downgradient monitoring wells (MW-34-100, MW-36-100, MW-39-070, MW-39-080, MW-39-100, MW-44-115, MW-44-125, MW-46-175, MW-77-187, MW-81-043, MW-81-098, PT5D, and PT6D) will continue to be sampled monthly to evaluate changes in Cr6 concentrations.
- Remedy compliance monitoring well MW-67-185 will continue to be sampled quarterly for an expanded analytical suite to evaluate trends in COPC concentrations at the TCS.
- Wells FW-02B and MW-88-107 will continue to be sampled quarterly for the analytes specified in the DTSC's June 25, 2026 letter (DTSC 2026) responding to PG&E's May 4, 2026 request (PG&E 2026a) to discontinue the supplemental FW-02B area sampling program.
- Monitoring wells MW-107-041 and MW-107-076 will continue to be sampled in accordance with the Northern Shallow Floodplain Monitoring Well Installation Work Plan (Arcadis 2025b).
- Remedy compliance monitoring wells MW-50-095 and TW-05 will be sampled quarterly for Cr6 to confirm that Cr6 concentrations remain stable below 32 µg/L in the mid-depth interval along the northern portion of the NTH IRZ.
- Surface water sampling locations SW1 and SW2 will be sampled quarterly for nitrate to evaluate potential nitrate migration from the area of monitoring well MW-71-035.

Phase 1 remedy operations and monitoring results will be reported in a Third Quarter 2026 Quarterly Progress Report. A Third Quarter 2026 Well Performance Report will be submitted to document well performance tracking

data from Third Quarter 2026 in accordance with the O&M Manual (Appendix L, Volume 1 of the Final BOD; CH2M Hill 2015a).

5 References

Arcadis. 2021. Groundwater Remedy Phase 1 Interim Monitoring Plan. Topock Compressor Station, Needles, California. October 1.

Arcadis. 2023a. PTI-1D Floodplain Extraction Text Workplan. Topock Compressor Station, Needles, California. July 25.

Arcadis. 2023b. Email from M. Gentile (Arcadis) to A. Yue (DTSC), C. Guerre (DTSC), and V. Dickerson (DOI). RE: Second Quarter 2023 Action Level and Trigger Level Exceedances Notification for MW-90-031 and MW-71-035. August 16.

Arcadis. 2025a. IRZ-9 and IRZ-13S Extended Aquifer Test Work Plan. PG&E Topock Compressor Station, Needles, California. May 2.

Arcadis. 2025b. Northern Shallow Floodplain Monitoring Well Installation Work Plan. PG&E Topock Compressor Station, Needles, California. May 15.

Arcadis. 2026a. Fourth Quarter 2025 Quarterly Progress Report. PG&E Topock Compressor Station, Needles, California. March 18.

Arcadis. 2026b. First Quarter 2026 Well Performance Report. PG&E Topock Compressor Station, Needles, California. June 18.

Arcadis. 2026c. First Quarter 2026 Quarterly Progress Report. PG&E Topock Compressor Station, Needles, California. June 25.

Arcadis. 2026d. Second Quarter 2026 Well Performance Report. PG&E Topock Compressor Station, Needles, California. September 17.

CH2M Hill. 2009. Groundwater Background Study, Steps 3 and 4: Revised Final Report of Results, PG&E Topock Compressor Station, Needles, California. November 6.

CH2M Hill. 2014. Final PG&E Program Quality Assurance Project Plan. November.

CH2M Hill. 2015a. Basis of Design Report/Final (100%) Design Submittal for the Final Groundwater Remedy, PG&E Topock Compressor Station, Needles, California. November.

CH2M Hill. 2015b. Construction/Remedial Action Work Plan for the Final Groundwater Remedy. PG&E Topock Compressor Station, Needles, California. November.

Critigen. 2020. Addendum to the PG&E Program Quality Assurance Project Plan for Groundwater and Surface Water Sampling at the Topock Chromium Site. April.

DOI. 2010. Groundwater Record of Decision, Pacific Gas and Electric Company, Topock Compressor Station, Needles, San Bernardino County, California. ROD cover date is December 2010; signed/approved by DOI on January 20, 2011.

DOI. 2023. Email from V. Dickerson (DOI) to A. Yue (DTSC), M. Gentile (Arcadis), and C. Hong (Jacobs). RE: Topock: Request to Change Total Organic Carbon Analytical Method 2/17/23. March 6.

DOI. 2024. Email from V. Dickerson (DOI) to C. Ioan (DTSC) and J. Glass (PG&E). RE: PG&E Topock PTI-1D Extension Request. October 17.

DTSC. 2023. Email from A. Yue (DTSC) to M. Gentile (Arcadis) and C. Hong (Jacobs). RE: Topock: Request to Change Total Organic Carbon Analytical Method 2/17/23. March 2.

DTSC. 2024. Email from C. Ioan (DTSC) to J. Glass (PG&E). RE: PG&E Topock: PTI-1D Extension Request. October 1.

DTSC. 2025. Letter from C. Ioan (DTSC) to J. Glass (PG&E). Approval of Extension of PTI-1D Extraction Test at Pacific Gas and Electric Company (PG&E) Topock Compressor Station, Needles, California (EPA ID CAT080011729). November 17.

DTSC. 2026. Letter from C. Ioan (DTSC) to J. Glass (PG&E). Response to Request to Discontinue Supplemental FW-02B Area Sampling Program, PG&E Topock Compressor Station, Needles, California (EPA ID NO: CAT080011729)/(DTSC SITE CODE: 540015). June 25.

DTSC and DOI. 2011. Memorandum of Understanding (MOU) concerning the coordination in overseeing the implementation of groundwater response action at Topock Compressor Station. November 22.

DTSC and DOI. 2025. Letter from V. Dickerson (DOI) and K. Baker (DTSC) to J. Glass (PG&E). Directive on the Approved Groundwater Remedy, PG&E Topock Compressor Station, Needles, California (EPA I.D. 080011729). March 18.

PG&E. 2025a. Letter from J. Glass (PG&E) to C. Ioan (DTSC) and V. Dickerson (DOI). RE: Directive on the Approved Groundwater Remedy, PG&E Topock Compressor Station, Needles, California (EPA I.D. 080011729). April 18.

PG&E. 2025b. Email from J. Glass (PG&E) to C. Ioan (DTSC) and V. Dickerson (DOI). RE: Third Quarter 2025 Action Level Exceedances Notification for MW-53S. October 7.

PG&E. 2026a. Letter from J. Glass (PG&E) to C. Ioan (DTSC) and V. Dickerson (DOI). RE: Request to Discontinue Supplemental FW-02B Area Sampling Program, PG&E Topock Compressor Station, Needles, California (EPA I.D. 080011729). May 4.

PG&E. 2026b. Email from J. Glass (PG&E) to C. Ioan (DTSC) and V. Dickerson (DOI). RE: PG&E Topock—Second Quarter 2026 COPC Trigger Level Exceedance Notification for MW-34-055. May 22.

PG&E. 2026c. Email from J. Glass (PG&E) to C. Ioan (DTSC) and V. Dickerson (DOI). RE: Topock—Second Quarter 2026 COPC Notification for MW-34-055 verification sample results. July 1.

State of California. 2025. Title 22. California Code of Regulations. Division 4 Environmental Health. Chapter 15 Domestic Water Quality and Monitoring Regulations. June 27.

United States Environmental Protection Agency. 2026. National Recommended Water Quality Criteria. June 9. Available online at: https://www.epa.gov/wqc/national-recommended-water-quality-criteria-aquatic-life-criteria-table#table.

Tables

For additional help with the information provided in the tables, please contact Erin Somers, Arcadis Report Lead, at 905-807-6126.

Table 2.1
NTH IRZ System Operational Overview
Second Quarter 2026 Quarterly Progress Report
Pacific Gas and Electric Company, Topock Compressor Station, Needles, California

Month	Recirculated Groundwater Extraction Volume (gal)	Recirculated Groundwater Injection Volume (gal)	Average Injection Flow Rate, During Operation (gpm)	Average Extraction Flow Rate, During Operation (gpm)	Ethanol Injection Volume (gal)	Run Time (hours)[a]	Run Time (percent)[b]
July 2025	3,592,311	3,700,833	88	85	149	703	95
August 2025	2,658,756	2,771,673	63	60	103	733	98
September 2025	2,493,051	2,620,738	61	58	107	718	100
October 2025	2,460,189	2,581,407	65	62	113	660	89
November 2025	2,522,039	2,638,095	63	60	109	696	97
December 2025	2,367,271	2,493,060	58	55	122	717	96
January 2026	2,416,447	2,504,605	56	54	91	741	100
February 2026	2,469,029	2,578,334	64	61	101	672	100
March 2026	2,620,217	2,682,368	71	69	103	632	85
April 2026	**2,981,395**	**3,049,113**	**71**	**69**	**89**	**720**	**100**
May 2026	**2,932,399**	**3,023,656**	**68**	**66**	**110**	**743**	**100**
June 2026	**2,544,500**	**2,615,306**	**62**	**60**	**129**	**702**	**97**

Notes:

1. The difference between extraction and injection volume is a reflection of flow totalizer accuracy.
2. Results collected during the reporting period are bolded.

[a] Run time in hours is calculated from extraction well operating hours over the course of the month.

[b] Percent run time is calculated from extraction operating well hours divided by the total hours in the month multiplied by 100%.

Acronyms and Abbreviations:

gal = gallon
gpm = gallon per minute
IRZ = In Situ Reactive Zone
NTH = National Trails Highway

Table 2.2
Summary of NTH IRZ Well Operations
Second Quarter 2026 Quarterly Progress Report
Pacific Gas and Electric Company, Topock Compressor Station, Needles, California

Well ID	Aquifer Interval	Well Type	Operating Period	Recirculated Groundwater Volume (gal)	Ethanol Volume (gal)	Total Hours Operating (hours)	Active Time Operating (percent)	Average Flow Rate When Operating (gpm)
IRZ-15	Upper	Injection	Jul-25	283,828	8.8	654	88	7.2
IRZ-15	Upper	Injection	Aug-25	329,414	10	733	98	7.5
IRZ-15	Upper	Injection	Sep-25	361,289	11	711	99	8.5
IRZ-15	Upper	Injection	Oct-25	364,219	12	637	86	9.5
IRZ-15	Upper	Injection	Nov-25	411,611	13	695	97	9.9
IRZ-15	Upper	Injection	Dec-25	169,102	11	321	43	8.8
IRZ-15	Upper	Injection	Jan-26	323,770	9.6	738	99	7.3
IRZ-15	Upper	Injection	Feb-26	304,668	9.9	668	99	7.6
IRZ-15	Upper	Injection	Mar-26	353,105	12	623	84	9.4
IRZ-15	**Upper**	**Injection**	**Apr-26**	**388,604**	**11**	**716**	**99**	**9.0**
IRZ-15	**Upper**	**Injection**	**May-26**	**171,543**	**5.2**	**346**	**46**	**8.3**
IRZ-15	**Upper**	**Injection**	**Jun-26**	**123,711**	**4.1**	**297**	**41**	**6.9**
IRZ-15	Lower	Injection	Jul-25	290,391	8.8	654	88	7.4
IRZ-15	Lower	Injection	Aug-25	238,506	6.7	731	98	5.4
IRZ-15	Lower	Injection	Sep-25	192,119	5.8	698	97	4.6
IRZ-15	Lower	Injection	Oct-25	161,709	5.3	638	86	4.2
IRZ-15	Lower	Injection	Nov-25	151,289	5.1	696	97	3.6
IRZ-15	Lower	Injection	Dec-25	108,330	6.7	321	43	5.6
IRZ-15	Lower	Injection	Jan-26	141,846	3.1	401	54	5.9
IRZ-15	Lower	Injection	Feb-26	239,688	7.7	668	99	6.0
IRZ-15	Lower	Injection	Mar-26	253,262	8.7	622	84	6.8
IRZ-15	**Lower**	**Injection**	**Apr-26**	**252,061**	**7.4**	**715**	**99**	**5.9**
IRZ-15	**Lower**	**Injection**	**May-26**	**119,727**	**3.4**	**345**	**46**	**5.8**
IRZ-15	**Lower**	**Injection**	**Jun-26**	**72,822**	**4.0**	**187**	**26**	**6.5**
IRZ-16	Upper	Injection	Jul-25	270,176	8.5	654	88	6.9
IRZ-16	Upper	Injection	Aug-25	378,330	12	732	98	8.6
IRZ-16	Upper	Injection	Sep-25	390,625	11	714	99	9.1
IRZ-16	Upper	Injection	Oct-25	362,021	12	638	86	9.5
IRZ-16	Upper	Injection	Nov-25	427,939	13	696	97	10.2
IRZ-16	Upper	Injection	Dec-25	461,367	20	715	96	10.7
IRZ-16	Upper	Injection	Jan-26	495,508	15	739	99	11.2
IRZ-16	Upper	Injection	Feb-26	216,250	–	293	44	12.3
IRZ-16	Upper	Injection	Mar-26	86,875	4.2	196	26	7.4
IRZ-16	**Upper**	**Injection**	**Apr-26**	**270,410**	**7.5**	**715**	**99**	**6.3**
IRZ-16	**Upper**	**Injection**	**May-26**	**299,756**	**9.5**	**740**	**99**	**6.8**
IRZ-16	**Upper**	**Injection**	**Jun-26**	**281,279**	**11**	**701**	**97**	**6.7**
IRZ-16	Lower	Injection	Jul-25	321,982	11	654	88	8.2
IRZ-16	Lower	Injection	Aug-25	345,479	10	731	98	7.9
IRZ-16	Lower	Injection	Sep-25	293,545	8.6	713	99	6.9
IRZ-16	Lower	Injection	Oct-25	237,832	7.8	637	86	6.2
IRZ-16	Lower	Injection	Nov-25	222,969	6.9	696	97	5.3
IRZ-16	Lower	Injection	Dec-25	211,367	9.6	716	96	4.9
IRZ-16	Lower	Injection	Jan-26	152,617	4.6	739	99	3.4
IRZ-16	Lower	Injection	Feb-26	59,941	–	293	44	3.4
IRZ-16	Lower	Injection	Mar-26	87,441	3.5	196	26	7.4
IRZ-16	**Lower**	**Injection**	**Apr-26**	**432,100**	**12**	**714**	**99**	**10.1**
IRZ-16	**Lower**	**Injection**	**May-26**	**374,376**	**11**	**739**	**99**	**8.4**
IRZ-16	**Lower**	**Injection**	**Jun-26**	**296,953**	**13**	**699**	**97**	**7.1**
IRZ-17	Upper	Injection	Jul-25	174,258	5.6	654	88	4.4
IRZ-17	Upper	Injection	Aug-25	94,590	2.5	302	41	5.2
IRZ-17	Upper	Injection	Sep-25	254,697	7.2	711	99	6.0
IRZ-17	Upper	Injection	Oct-25	245,938	8.1	638	86	6.4
IRZ-17	Upper	Injection	Nov-25	247,168	7.5	695	96	5.9
IRZ-17	Upper	Injection	Dec-25	257,100	7.9	707	95	6.1
IRZ-17	Upper	Injection	Jan-26	152,471	–	448	60	5.7
IRZ-17	Upper	Injection	Feb-26	39,316	–	107	16	6.1
IRZ-17	Upper	Injection	Mar-26	150,889	5.1	618	83	4.1
IRZ-17	**Upper**	**Injection**	**Apr-26**	**100,791**	**3.1**	**702**	**98**	**2.4**
IRZ-17	**Upper**	**Injection**	**May-26**	**53,906**	**1.4**	**739**	**99**	**1.2**
IRZ-17	**Upper**	**Injection**	**Jun-26**	**122,344**	**5.4**	**700**	**97**	**2.9**
IRZ-17	Lower	Injection	Jul-25	79,355	2.4	651	87	2.0
IRZ-17	Lower	Injection	Aug-25	44,600	1.7	301	40	2.5
IRZ-17	Lower	Injection	Sep-25	100,313	3.2	706	98	2.4
IRZ-17	Lower	Injection	Oct-25	76,045	2.5	636	85	2.0
IRZ-17	Lower	Injection	Nov-25	70,850	2.5	613	85	1.9
IRZ-17	Lower	Injection	Dec-25	79,150	2.6	703	94	1.9
IRZ-17	Lower	Injection	Jan-26	36,299	–	448	60	1.4
IRZ-17	Lower	Injection	Feb-26	16,592	–	107	16	2.6
IRZ-17	Lower	Injection	Mar-26	89,189	3.0	629	85	2.4
IRZ-17	**Lower**	**Injection**	**Apr-26**	**160,137**	**4.6**	**713**	**99**	**3.7**
IRZ-17	**Lower**	**Injection**	**May-26**	**230,869**	**6.5**	**738**	**99**	**5.2**
IRZ-17	**Lower**	**Injection**	**Jun-26**	**262,910**	**12**	**701**	**97**	**6.3**
IRZ-18	Upper	Injection	Jul-25	166,102	5.5	654	88	4.2
IRZ-18	Upper	Injection	Aug-25	149,356	2.1	673	90	3.7
IRZ-18	Upper	Injection	Sep-25	97,705	4.5	277	39	5.9
IRZ-18	Upper	Injection	Oct-25	220,315	8.9	649	87	5.7
IRZ-18	Upper	Injection	Nov-25	122,860	3.9	685	95	3.0
IRZ-18	Upper	Injection	Dec-25	129,186	5.5	708	95	3.0
IRZ-18	Upper	Injection	Jan-26	17,067	–	171	23	1.7
IRZ-18	Upper	Injection	Feb-26	94,893	2.2	455	68	3.5
IRZ-18	Upper	Injection	Mar-26	59,518	2.1	608	82	1.6
IRZ-18	**Upper**	**Injection**	**Apr-26**	**46,435**	**1.4**	**707**	**98**	**1.1**
IRZ-18	**Upper**	**Injection**	**May-26**	**47,139**	**1.5**	**736**	**99**	**1.1**
IRZ-18	**Upper**	**Injection**	**Jun-26**	**30,703**	**1.2**	**558**	**78**	**0.92**
IRZ-18	Lower	Injection	Jul-25	105,205	3.4	653	88	2.7
IRZ-18	Lower	Injection	Aug-25	103,447	1.5	679	91	2.5
IRZ-18	Lower	Injection	Sep-25	48,115	2.1	277	39	2.9
IRZ-18	Lower	Injection	Oct-25	113,428	3.7	652	88	2.9
IRZ-18	Lower	Injection	Nov-25	76,798	1.7	508	71	2.5
IRZ-18	Lower	Injection	Dec-25	100,928	3.3	708	95	2.4
IRZ-18	Lower	Injection	Jan-26	21,611	–	172	23	2.1
IRZ-18	Lower	Injection	Feb-26	61,309	1.6	450	67	2.3
IRZ-18	Lower	Injection	Mar-26	86,104	2.9	624	84	2.3
IRZ-18	**Lower**	**Injection**	**Apr-26**	**86,113**	**2.6**	**711**	**99**	**2.0**
IRZ-18	**Lower**	**Injection**	**May-26**	**64,873**	**2.1**	**737**	**99**	**1.5**
IRZ-18	**Lower**	**Injection**	**Jun-26**	**58,301**	**2.3**	**560**	**78**	**1.7**
IRZ-20	Upper	Injection	Jul-25	224,277	6.5	654	88	5.7
IRZ-20	Upper	Injection	Aug-25	93,828	2.3	718	96	2.2
IRZ-20	Upper	Injection	Sep-25	127,266	4.5	624	87	3.4

Table 2.2
Summary of NTH IRZ Well Operations
Second Quarter 2026 Quarterly Progress Report
Pacific Gas and Electric Company, Topock Compressor Station, Needles, California

Well ID	Aquifer Interval	Well Type	Operating Period	Recirculated Groundwater Volume (gal)	Ethanol Volume (gal)	Total Hours Operating (hours)	Active Time Operating (percent)	Average Flow Rate When Operating (gpm)
IRZ-20	Upper	Injection	Oct-25	130,840	3.4	388	52	5.6
IRZ-20	Upper	Injection	Nov-25	192,500	8.0	534	74	6.0
IRZ-20	Upper	Injection	Dec-25	287,246	9.3	674	91	7.1
IRZ-20	Upper	Injection	Jan-26	438,027	14	738	99	9.9
IRZ-20	Upper	Injection	Feb-26	482,754	15	669	100	12.0
IRZ-20	Upper	Injection	Mar-26	487,559	16	629	85	12.9
IRZ-20	**Upper**	**Injection**	**Apr-26**	**71,670**	**--**	**211**	**29**	**5.7**
IRZ-20	**Upper**	**Injection**	**May-26**	**225,205**	**5.6**	**713**	**96**	**5.3**
IRZ-20	**Upper**	**Injection**	**Jun-26**	**253,232**	**9.8**	**542**	**75**	**7.8**
IRZ-20	Lower	Injection	Jul-25	184,004	5.9	653	88	4.7
IRZ-20	Lower	Injection	Aug-25	204,082	5.9	731	98	4.7
IRZ-20	Lower	Injection	Sep-25	170,837	5.9	625	87	4.6
IRZ-20	Lower	Injection	Oct-25	102,412	2.7	388	52	4.4
IRZ-20	Lower	Injection	Nov-25	151,104	4.9	692	96	3.6
IRZ-20	Lower	Injection	Dec-25	118,047	5.4	712	96	2.8
IRZ-20	Lower	Injection	Jan-26	83,477	2.5	730	98	1.9
IRZ-20	Lower	Injection	Feb-26	54,717	1.9	642	96	1.4
IRZ-20	Lower	Injection	Mar-26	53,701	2.3	562	76	1.6
IRZ-20	**Lower**	**Injection**	**Apr-26**	**24,229**	**--**	**208**	**29**	**1.9**
IRZ-20	**Lower**	**Injection**	**May-26**	**103,721**	**2.5**	**712**	**96**	**2.4**
IRZ-20	**Lower**	**Injection**	**Jun-26**	**60,391**	**3.0**	**540**	**75**	**1.9**
IRZ-21	Upper	Injection	Jul-25	--	--	--	--	--
IRZ-21	Upper	Injection	Aug-25	--	--	--	--	--
IRZ-21	Upper	Injection	Sep-25	--	--	--	--	--
IRZ-21	Upper	Injection	Oct-25	--	--	--	--	--
IRZ-21	Upper	Injection	Nov-25	--	--	--	--	--
IRZ-21	Upper	Injection	Dec-25	--	--	--	--	--
IRZ-21	Upper	Injection	Jan-26	--	--	--	--	--
IRZ-21	Upper	Injection	Feb-26	--	--	--	--	--
IRZ-21	Upper	Injection	Mar-26	--	--	--	--	--
IRZ-21	**Upper**	**Injection**	**Apr-26**	**--**	**--**	**--**	**--**	**--**
IRZ-21	**Upper**	**Injection**	**May-26**	**--**	**--**	**--**	**--**	**--**
IRZ-21	**Upper**	**Injection**	**Jun-26**	**--**	**--**	**--**	**--**	**--**
IRZ-21	Lower	Injection	Jul-25	--	--	--	--	--
IRZ-21	Lower	Injection	Aug-25	--	--	--	--	--
IRZ-21	Lower	Injection	Sep-25	--	--	--	--	--
IRZ-21	Lower	Injection	Oct-25	--	--	--	--	--
IRZ-21	Lower	Injection	Nov-25	--	--	--	--	--
IRZ-21	Lower	Injection	Dec-25	--	--	--	--	--
IRZ-21	Lower	Injection	Jan-26	--	--	--	--	--
IRZ-21	Lower	Injection	Feb-26	--	--	--	--	--
IRZ-21	Lower	Injection	Mar-26	--	--	--	--	--
IRZ-21	**Lower**	**Injection**	**Apr-26**	**--**	**--**	**--**	**--**	**--**
IRZ-21	**Lower**	**Injection**	**May-26**	**--**	**--**	**--**	**--**	**--**
IRZ-21	**Lower**	**Injection**	**Jun-26**	**--**	**--**	**--**	**--**	**--**
IRZ-25	Upper/Upper Middle	Injection	Jul-25	--	--	--	--	--
IRZ-25	Upper/Upper Middle	Injection	Aug-25	--	--	--	--	--
IRZ-25	Upper/Upper Middle	Injection	Sep-25	--	--	--	--	--
IRZ-25	Upper/Upper Middle	Injection	Oct-25	--	--	--	--	--
IRZ-25	Upper/Upper Middle	Injection	Nov-25	--	--	--	--	--
IRZ-25	Upper/Upper Middle	Injection	Dec-25	--	--	--	--	--
IRZ-25	Upper/Upper Middle	Injection	Jan-26	--	--	--	--	--
IRZ-25	Upper/Upper Middle	Injection	Feb-26	--	--	--	--	--
IRZ-25	Upper/Upper Middle	Injection	Mar-26	--	--	--	--	--
IRZ-25	**Upper/Upper Middle**	**Injection**	**Apr-26**	**--**	**--**	**--**	**--**	**--**
IRZ-25	**Upper/Upper Middle**	**Injection**	**May-26**	**--**	**--**	**--**	**--**	**--**
IRZ-25	**Upper/Upper Middle**	**Injection**	**Jun-26**	**--**	**--**	**--**	**--**	**--**
IRZ-25	Lower	Injection	Jul-25	--	--	--	--	--
IRZ-25	Lower	Injection	Aug-25	--	--	--	--	--
IRZ-25	Lower	Injection	Sep-25	--	--	--	--	--
IRZ-25	Lower	Injection	Oct-25	--	--	--	--	--
IRZ-25	Lower	Injection	Nov-25	--	--	--	--	--
IRZ-25	Lower	Injection	Dec-25	--	--	--	--	--
IRZ-25	Lower	Injection	Jan-26	--	--	--	--	--
IRZ-25	Lower	Injection	Feb-26	--	--	--	--	--
IRZ-25	Lower	Injection	Mar-26	--	--	--	--	--
IRZ-25	**Lower**	**Injection**	**Apr-26**	**--**	**--**	**--**	**--**	**--**
IRZ-25	**Lower**	**Injection**	**May-26**	**--**	**--**	**--**	**--**	**--**
IRZ-25	**Lower**	**Injection**	**Jun-26**	**--**	**--**	**--**	**--**	**--**
IRZ-27	Upper	Injection	Jul-25	67,316	4.5	695	93	1.6
IRZ-27	Upper	Injection	Aug-25	66,735	3.9	717	96	1.6
IRZ-27	Upper	Injection	Sep-25	56,806	4.2	704	98	1.3
IRZ-27	Upper	Injection	Oct-25	43,683	4.1	562	76	1.3
IRZ-27	Upper	Injection	Nov-25	31,991	1.6	430	60	1.2
IRZ-27	Upper	Injection	Dec-25	19,569	1.5	306	41	1.1
IRZ-27	Upper	Injection	Jan-26	52,101	4.2	737	99	1.2
IRZ-27	Upper	Injection	Feb-26	44,674	4.2	664	99	1.1
IRZ-27	Upper	Injection	Mar-26	34,193	2.8	547	74	1.0
IRZ-27	**Upper**	**Injection**	**Apr-26**	**--**	**--**	**--**	**--**	**--**
IRZ-27	**Upper**	**Injection**	**May-26**	**22,972**	**1.9**	**480**	**65**	**0.80**
IRZ-27	**Upper**	**Injection**	**Jun-26**	**12,873**	**0.68**	**215**	**30**	**1.0**
IRZ-27	Middle/Lower	Injection	Jul-25	360,469	22	700	94	8.6
IRZ-27	Middle/Lower	Injection	Aug-25	417,129	25	727	98	9.6
IRZ-27	Middle/Lower	Injection	Sep-25	295,507	25	615	85	8.0
IRZ-27	Middle/Lower	Injection	Oct-25	246,865	25	582	78	7.1
IRZ-27	Middle/Lower	Injection	Nov-25	211,758	17	669	93	5.3
IRZ-27	Middle/Lower	Injection	Dec-25	117,578	6.6	334	45	5.9
IRZ-27	Middle/Lower	Injection	Jan-26	215,215	17	738	99	4.9
IRZ-27	Middle/Lower	Injection	Feb-26	172,705	15	668	99	4.3
IRZ-27	Middle/Lower	Injection	Mar-26	154,209	14	574	77	4.5
IRZ-27	**Middle/Lower**	**Injection**	**Apr-26**	**--**	**--**	**--**	**--**	**--**
IRZ-27	**Middle/Lower**	**Injection**	**May-26**	**264,864**	**25**	**609**	**82**	**7.3**
IRZ-27	**Middle/Lower**	**Injection**	**Jun-26**	**307,549**	**28**	**637**	**88**	**8.0**
IRZ-29	Upper	Injection	Jul-25	121,641	5.6	439	59	4.6
IRZ-29	Upper	Injection	Aug-25	--	--	--	--	--
IRZ-29	Upper	Injection	Sep-25	--	--	--	--	--
IRZ-29	Upper	Injection	Oct-25	--	--	--	--	--
IRZ-29	Upper	Injection	Nov-25	--	--	--	--	--
IRZ-29	Upper	Injection	Dec-25	--	--	--	--	--

Table 2.2
Summary of NTH IRZ Well Operations
Second Quarter 2026 Quarterly Progress Report
Pacific Gas and Electric Company, Topock Compressor Station, Needles, California

Well ID	Aquifer Interval	Well Type	Operating Period	Recirculated Groundwater Volume (gal)	Ethanol Volume (gal)	Total Hours Operating (hours)	Active Time Operating (percent)	Average Flow Rate When Operating (gpm)
IRZ-29	Upper	Injection	Jan-26	--	–	--	--	--
IRZ-29	Upper	Injection	Feb-26	180,615	8.1	454	68	6.6
IRZ-29	Upper	Injection	Mar-26	311,846	11	614	83	8.5
IRZ-29	**Upper**	**Injection**	**Apr-26**	**360,186**	**11**	**712**	**99**	**8.4**
IRZ-29	**Upper**	**Injection**	**May-26**	**369,102**	**12**	**714**	**96**	**8.6**
IRZ-29	**Upper**	**Injection**	**Jun-26**	**247,412**	**9.4**	**570**	**79**	**7.2**
IRZ-29	Lower	Injection	Jul-25	86,465	4.1	439	59	3.3
IRZ-29	Lower	Injection	Aug-25	--	–	--	--	--
IRZ-29	Lower	Injection	Sep-25	--	–	--	--	--
IRZ-29	Lower	Injection	Oct-25	--	–	--	--	--
IRZ-29	Lower	Injection	Nov-25	--	–	--	--	--
IRZ-29	Lower	Injection	Dec-25	--	–	--	--	--
IRZ-29	Lower	Injection	Jan-26	--	–	--	--	--
IRZ-29	Lower	Injection	Feb-26	93,320	2.3	447	67	3.5
IRZ-29	Lower	Injection	Mar-26	122,705	4.3	608	82	3.4
IRZ-29	**Lower**	**Injection**	**Apr-26**	**132,305**	**3.9**	**714**	**99**	**3.1**
IRZ-29	**Lower**	**Injection**	**May-26**	**117,012**	**3.9**	**713**	**96**	**2.7**
IRZ-29	**Lower**	**Injection**	**Jun-26**	**71,875**	**3.3**	**494**	**69**	**2.4**
IRZ-31	Upper	Injection	Jul-25	198,818	9.2	440	59	7.5
IRZ-31	Upper	Injection	Aug-25	128,369	10	297	40	7.2
IRZ-31	Upper	Injection	Sep-25	155,771	8.8	386	54	6.7
IRZ-31	Upper	Injection	Oct-25	206,445	13	456	61	7.5
IRZ-31	Upper	Injection	Nov-25	186,289	13	642	89	4.8
IRZ-31	Upper	Injection	Dec-25	136,797	9.5	709	95	3.2
IRZ-31	Upper	Injection	Jan-26	109,844	6.4	717	96	2.6
IRZ-31	Upper	Injection	Feb-26	65,342	4.1	659	98	1.7
IRZ-31	Upper	Injection	Mar-26	31,953	–	206	28	2.6
IRZ-31	**Upper**	**Injection**	**Apr-26**	**190,264**	**5.8**	**714**	**99**	**4.4**
IRZ-31	**Upper**	**Injection**	**May-26**	**182,734**	**5.9**	**713**	**96**	**4.3**
IRZ-31	**Upper**	**Injection**	**Jun-26**	**125,752**	**5.1**	**597**	**83**	**3.5**
IRZ-31	Lower	Injection	Jul-25	103,037	4.6	439	59	3.9
IRZ-31	Lower	Injection	Aug-25	21,016	1.2	221	30	1.6
IRZ-31	Lower	Injection	Sep-25	2,101	0.48	60	8	0.6
IRZ-31	Lower	Injection	Oct-25	35,332	2.2	442	59	1.3
IRZ-31	Lower	Injection	Nov-25	57,275	3.9	660	92	1.4
IRZ-31	Lower	Injection	Dec-25	110,381	8.3	706	95	2.6
IRZ-31	Lower	Injection	Jan-26	104,111	6.6	723	97	2.4
IRZ-31	Lower	Injection	Feb-26	70,674	4.3	659	98	1.8
IRZ-31	Lower	Injection	Mar-26	34,238	–	209	28	2.7
IRZ-31	**Lower**	**Injection**	**Apr-26**	**220,166**	**7.6**	**712**	**99**	**5.2**
IRZ-31	**Lower**	**Injection**	**May-26**	**91,182**	**2.9**	**689**	**93**	**2.2**
IRZ-31	**Lower**	**Injection**	**Jun-26**	**51,582**	**2.4**	**451**	**63**	**1.9**
IRZ-33	Upper	Injection	Jul-25	187,861	8.4	487	65	6.4
IRZ-33	Upper	Injection	Aug-25	--	–	--	--	--
IRZ-33	Upper	Injection	Sep-25	--	–	--	--	--
IRZ-33	Upper	Injection	Oct-25	--	–	--	--	--
IRZ-33	Upper	Injection	Nov-25	--	–	--	--	--
IRZ-33	Upper	Injection	Dec-25	--	–	--	--	--
IRZ-33	Upper	Injection	Jan-26	31,777	–	79	11	6.7
IRZ-33	Upper	Injection	Feb-26	257,227	16	658	98	6.5
IRZ-33	Upper	Injection	Mar-26	200,918	6.5	613	82	5.5
IRZ-33	**Upper**	**Injection**	**Apr-26**	**221,084**	**6.7**	**712**	**99**	**5.2**
IRZ-33	**Upper**	**Injection**	**May-26**	**140,576**	**5.4**	**626**	**84**	**3.7**
IRZ-33	**Upper**	**Injection**	**Jun-26**	**8,535**	**2.5**	**36**	**5.0**	**4.0**
IRZ-33	Lower	Injection	Jul-25	40,219	1.0	419	56	1.6
IRZ-33	Lower	Injection	Aug-25	--	–	--	--	--
IRZ-33	Lower	Injection	Sep-25	--	–	--	--	--
IRZ-33	Lower	Injection	Oct-25	--	–	--	--	--
IRZ-33	Lower	Injection	Nov-25	--	–	--	--	--
IRZ-33	Lower	Injection	Dec-25	--	–	--	--	--
IRZ-33	Lower	Injection	Jan-26	8,648	–	57	7.7	2.5
IRZ-33	Lower	Injection	Feb-26	57,386	3.3	618	92	1.5
IRZ-33	Lower	Injection	Mar-26	46,936	1.9	528	71	1.5
IRZ-33	**Lower**	**Injection**	**Apr-26**	**60,659**	**1.9**	**667**	**93**	**1.5**
IRZ-33	**Lower**	**Injection**	**May-26**	**40,469**	**1.4**	**623**	**84**	**1.1**
IRZ-33	**Lower**	**Injection**	**Jun-26**	**1,792**	**0.85**	**19**	**2.6**	**1.6**
IRZ-35	Upper	Injection	Jul-25	181,240	8.2	486	65	6.2
IRZ-35	Upper	Injection	Aug-25	--	–	--	--	--
IRZ-35	Upper	Injection	Sep-25	--	–	--	--	--
IRZ-35	Upper	Injection	Oct-25	--	–	--	--	--
IRZ-35	Upper	Injection	Nov-25	--	–	--	--	--
IRZ-35	Upper	Injection	Dec-25	--	–	--	--	--
IRZ-35	Upper	Injection	Jan-26	--	–	--	--	--
IRZ-35	Upper	Injection	Feb-26	--	–	--	--	--
IRZ-35	Upper	Injection	Mar-26	--	–	--	--	--
IRZ-35	**Upper**	**Injection**	**Apr-26**	**–**	**--**	**--**	**–**	**--**
IRZ-35	**Upper**	**Injection**	**May-26**	--	–	--	**–**	**--**
IRZ-35	**Upper**	**Injection**	**Jun-26**	**–**	**--**	**--**	**–**	**--**
IRZ-37	Upper	Injection	Jul-25	218,954	13	701	94	5.2
IRZ-37	Upper	Injection	Aug-25	141,328	8.5	697	94	3.4
IRZ-37	Upper	Injection	Sep-25	66,115	4.0	688	96	1.6
IRZ-37	Upper	Injection	Oct-25	28,868	2.9	452	61	1.1
IRZ-37	Upper	Injection	Nov-25	75,694	7.1	286	40	4.4
IRZ-37	Upper	Injection	Dec-25	131,378	9.0	648	87	3.4
IRZ-37	Upper	Injection	Jan-26	78,286	4.7	721	97	1.8
IRZ-37	Upper	Injection	Feb-26	48,878	3.2	642	96	1.3
IRZ-37	Upper	Injection	Mar-26	25,865	0.97	588	79	0.73
IRZ-37	**Upper**	**Injection**	**Apr-26**	**23,673**	**0.91**	**685**	**95**	**0.58**
IRZ-37	**Upper**	**Injection**	**May-26**	**82,120**	**1.3**	**486**	**65**	**2.8**
IRZ-37	**Upper**	**Injection**	**Jun-26**	**179,255**	**6.0**	**635**	**88**	**4.7**
IRZ-39	Upper	Injection	Jul-25	35,234	1.8	681	92	0.86
IRZ-39	Upper	Injection	Aug-25	15,465	0.83	535	72	0.48
IRZ-39	Upper	Injection	Sep-25	7,928	0.53	326	45	0.41
IRZ-39	Upper	Injection	Oct-25	5,455	0.46	219	29	0.42
IRZ-39	Upper	Injection	Nov-25	--	–	--	--	--
IRZ-39	Upper	Injection	Dec-25	55,534	5.1	668	90	1.4
IRZ-39	Upper	Injection	Jan-26	41,931	3.5	680	91	1.0
IRZ-39	Upper	Injection	Feb-26	17,387	1.8	528	79	0.55
IRZ-39	Upper	Injection	Mar-26	11,862	2.0	346	47	0.57

Table 2.2
Summary of NTH IRZ Well Operations
Second Quarter 2026 Quarterly Progress Report
Pacific Gas and Electric Company, Topock Compressor Station, Needles, California

Well ID	Aquifer Interval	Well Type	Operating Period	Recirculated Groundwater Volume (gal)	Ethanol Volume (gal)	Total Hours Operating (hours)	Active Time Operating (percent)	Average Flow Rate When Operating (gpm)
IRZ-39	**Upper**	**Injection**	**Apr-26**	**8,228**	**1.8**	**225**	**31**	**0.61**
IRZ-39	**Upper**	**Injection**	**May-26**	**21,511**	**1.7**	**283**	**38**	**1.3**
IRZ-39	**Upper**	**Injection**	**Jun-26**	**46,035**	**5.2**	**576**	**80**	**1.3**
IRZ-9	Upper	Extraction	Jul-25	1,428,033	--	294	40	80.9
IRZ-9	Upper	Extraction	Aug-25	1,692	--	4.6	0.62	6.2
IRZ-9	Upper	Extraction	Sep-25	--	--	--	--	--
IRZ-9	Upper	Extraction	Oct-25	--	--	--	--	--
IRZ-9	Upper	Extraction	Nov-25	4,544	--	1.8	0.25	41.3
IRZ-9	Upper	Extraction	Dec-25	--	--	--	--	--
IRZ-9	Upper	Extraction	Jan-26	--	--	--	--	--
IRZ-9	Upper	Extraction	Feb-26	--	--	--	--	--
IRZ-9	Upper	Extraction	Mar-26	3,513	--	3.4	0.46	17.2
IRZ-9	**Upper**	**Extraction**	**Apr-26**	**--**	**--**	**--**	**--**	**--**
IRZ-9	**Upper**	**Extraction**	**May-26**	**2,252**	**--**	**3.2**	**0.43**	**11.9**
IRZ-9	**Upper**	**Extraction**	**Jun-26**	**--**	**--**	**--**	**--**	**--**
IRZ-13D	Lower	Extraction	Jul-25	83,926	--	148	20	9.5
IRZ-13D	Lower	Extraction	Aug-25	194,473	--	233	31	13.9
IRZ-13D	Lower	Extraction	Sep-25	74,111	--	39	5.4	31.6
IRZ-13D	Lower	Extraction	Oct-25	139,746	--	261	35	8.9
IRZ-13D	Lower	Extraction	Nov-25	200,645	--	277	38	12.1
IRZ-13D	Lower	Extraction	Dec-25	--	--	--	--	--
IRZ-13D	Lower	Extraction	Jan-26	--	--	--	--	--
IRZ-13D	Lower	Extraction	Feb-26	307,656	--	436	65	11.8
IRZ-13D	Lower	Extraction	Mar-26	178,760	--	281	38	10.6
IRZ-13D	**Lower**	**Extraction**	**Apr-26**	**267,676**	**--**	**436**	**60**	**10.2**
IRZ-13D	**Lower**	**Extraction**	**May-26**	**156,680**	**--**	**274**	**37**	**9.5**
IRZ-13D	**Lower**	**Extraction**	**Jun-26**	**32,920**	**--**	**67**	**9.3**	**8.2**
IRZ-13S	Upper	Extraction	Jul-25	--	--	--	--	--
IRZ-13S	Upper	Extraction	Aug-25	104,180	--	59	7.9	29.6
IRZ-13S	Upper	Extraction	Sep-25	70,801	--	39	5.4	30.2
IRZ-13S	Upper	Extraction	Oct-25	--	--	--	--	--
IRZ-13S	Upper	Extraction	Nov-25	1,631	--	2.3	0.32	11.6
IRZ-13S	Upper	Extraction	Dec-25	--	--	--	--	--
IRZ-13S	Upper	Extraction	Jan-26	--	--	--	--	--
IRZ-13S	Upper	Extraction	Feb-26	--	--	--	--	--
IRZ-13S	Upper	Extraction	Mar-26	2,158	--	3.5	0.47	10.3
IRZ-13S	**Upper**	**Extraction**	**Apr-26**	**--**	**--**	**--**	**--**	**--**
IRZ-13S	**Upper**	**Extraction**	**May-26**	**1,885**	**--**	**3.3**	**0.44**	**9.7**
IRZ-13S	**Upper**	**Extraction**	**Jun-26**	**--**	**--**	**--**	**--**	**--**
IRZ-23	Lower	Extraction	Jul-25	2,077,734	--	703	95	49.3
IRZ-23	Lower	Extraction	Aug-25	2,351,098	--	674	91	58.2
IRZ-23	Lower	Extraction	Sep-25	2,343,051	--	679	94	57.5
IRZ-23	Lower	Extraction	Oct-25	2,316,410	--	660	89	58.5
IRZ-23	Lower	Extraction	Nov-25	2,314,555	--	694	96	55.6
IRZ-23	Lower	Extraction	Dec-25	2,364,098	--	717	96	55.0
IRZ-23	Lower	Extraction	Jan-26	2,413,918	--	741	100	54.3
IRZ-23	Lower	Extraction	Feb-26	2,158,258	--	672	100	53.5
IRZ-23	Lower	Extraction	Mar-26	2,430,180	--	629	85	64.4
IRZ-23	**Lower**	**Extraction**	**Apr-26**	**2,708,875**	**--**	**720**	**100**	**62.7**
IRZ-23	**Lower**	**Extraction**	**May-26**	**2,766,367**	**--**	**740**	**99**	**62.3**
IRZ-23	**Lower**	**Extraction**	**Jun-26**	**2,508,758**	**--**	**701**	**97**	**59.6**
PTI-1D	Lower	Extraction	Jul-25	2,617	--	1.7	0.22	26.2
PTI-1D	Lower	Extraction	Aug-25	7,314	--	4.6	0.62	26.6
PTI-1D	Lower	Extraction	Sep-25	5,088	--	3.3	0.45	26.1
PTI-1D	Lower	Extraction	Oct-25	4,033	--	2.8	0.37	24.4
PTI-1D	Lower	Extraction	Nov-25	664	--	0.42	0.06	26.6
PTI-1D	Lower	Extraction	Dec-25	3,174	--	2.0	0.27	26.4
PTI-1D	Lower	Extraction	Jan-26	2,529	--	2.0	0.27	21.1
PTI-1D	Lower	Extraction	Feb-26	3,115	--	2.0	0.30	26.0
PTI-1D	Lower	Extraction	Mar-26	5,605	--	3.5	0.47	26.7
PTI-1D	**Lower**	**Extraction**	**Apr-26**	**4,844**	**--**	**3.2**	**0.44**	**25.5**
PTI-1D	**Lower**	**Extraction**	**May-26**	**5,215**	**--**	**3.3**	**0.44**	**26.7**
PTI-1D	**Lower**	**Extraction**	**Jun-26**	**2,822**	**--**	**1.8**	**0.24**	**26.9**

Note:
1. Results collected during the reporting period are bolded.

Acronyms and Abbreviations:
-- = not applicable
gal = gallon
gpm = gallon per minute
ID = identification
IRZ = In Situ Reactive Zone
NTH = National Trails Highway

Table 2.3
NTH IRZ System Operations and Non-Routine Maintenance Log
Second Quarter 2026 Quarterly Progress Report
Pacific Gas and Electric Company, Topock Compressor Station, Needles, California

Date	Approximate IRZ Systemwide Downtime (days)	Operations and Maintenance Log	Notes
4/1/2026	–	Backwashed IRZ injection wells IRZ-15, IRZ-16, IRZ-17, IRZ-18, IRZ-20, IRZ-29, IRZ-31, IRZ-33, IRZ-37, IRZ-39.	–
4/2/2026	–	Manual ethanol dosing occurred at IRZ-39.	–
4/3/2026	–	Backwashed IRZ injection wells IRZ-15, IRZ-16, IRZ-17, IRZ-18, IRZ-20, IRZ-29, IRZ-31, IRZ-33, IRZ-37, IRZ-39.	–
4/3/2026	–	Collected manual water level readings at IRZ injection wells IRZ-16 (upper) and IRZ-31.	Collected readings to confirm transducer readings. Offset adjustment at IRZ-16 (upper).
4/3/2026	–	Packer line repairs at IRZ-16 and IRZ-17.	While collecting manual water level readings, the operations team noticed reduced packer pressure at IRZ-16 despite filling the packers earlier in the week. A small leak was identified on the packer line above the well seal at IRZ-16. A small leak was also identified at IRZ-17. Both packers were reinflated.
4/6/2026	–	Backwashed IRZ injection wells IRZ-15, IRZ-16, IRZ-17, IRZ-18, IRZ-20, IRZ-29, IRZ-31, IRZ-33, IRZ-37, IRZ-39.	–
4/6/2026	–	Packer repair at IRZ-17.	Downhole packer leak at IRZ-17 identified through low pressure at IRZ-17 despite being reinflated on Friday 4/3/2026. Packer reinflated following repair.
4/7/2026	–	Ethanol dosing occurred.	–
4/7/2026 through 4/9/2026	–	Reinjected conditioned water into injection wells.	–
4/7/2026 through 4/28/2026	–	IRZ-20 offline for well rehabilitation.	–
4/8/2026	–	Backwashed IRZ injection wells IRZ-15, IRZ-16, IRZ-17, IRZ-18, IRZ-29, IRZ-31, IRZ-33, IRZ-37, IRZ-39.	–
4/9/2026	–	Collected manual water level readings at IRZ injection wells IRZ-16 (upper) and IRZ-33 (upper).	Collected readings to confirm transducer readings. Offset adjustment at IRZ-16 (upper).
4/10/2026	–	Backwashed IRZ injection wells IRZ-15, IRZ-16, IRZ-17, IRZ-18, IRZ-29, IRZ-31, IRZ-33, IRZ-37, IRZ-39.	–
4/10/2026	–	IRZ-13D cycled on.	Provide hydraulic control of the deep lobe of the Cr6 plume to the north.
4/13/2026 through 4/16/2026	–	Reinjected conditioned water into injection wells.	–
4/13/2026	–	Backwashed IRZ injection wells IRZ-15, IRZ-16, IRZ-17, IRZ-18, IRZ-29, IRZ-31, IRZ-33, IRZ-37, IRZ-39.	–
4/14/2026	–	Manual ethanol dosing occurred at IRZ-39.	–
4/15/2026	–	Backwashed IRZ injection wells IRZ-15, IRZ-16, IRZ-17, IRZ-18, IRZ-29, IRZ-31, IRZ-33, IRZ-37, IRZ-39.	–
4/16/2026	–	Manual ethanol dosing occurred at IRZ-39.	–
4/17/2026	–	Backwashed IRZ injection wells IRZ-15, IRZ-16, IRZ-17, IRZ-18, IRZ-29, IRZ-31, IRZ-33, IRZ-37, IRZ-39.	–
4/20/2026	–	Backwashed IRZ injection wells IRZ-15, IRZ-16, IRZ-17, IRZ-18, IRZ-29, IRZ-31, IRZ-33, IRZ-37, IRZ-39.	–
4/21/2026	–	Ethanol dosing occurred.	–
4/22/2026 through 4/23/2026	–	Reinjected conditioned water into injection wells.	–
4/22/2026 through 4/23/2026	–	IRZ-13D cycled off for approximately one day.	Maintain target flowrate at IRZ-23 during conditioned water reinjections.
4/22/2026	–	Backwashed IRZ injection wells IRZ-15, IRZ-16, IRZ-17, IRZ-18, IRZ-29, IRZ-31, IRZ-33, IRZ-37, IRZ-39.	–
4/22/2026 through 4/23/2026	–	IRZ-37 offline for approximately one day.	Cracked union leaking water into well vault. Repair occurred on 4/23/2026.
4/24/2026	–	Backwashed IRZ injection wells IRZ-15, IRZ-16, IRZ-17, IRZ-18, IRZ-29, IRZ-31, IRZ-33, IRZ-37, IRZ-39.	–
4/24/2026	–	Collected manual water level readings at IRZ injection wells IRZ-31 (lower) and IRZ-37.	Collected readings to confirm transducer readings. Offset adjustment at IRZ-31 (lower).
4/27/2026	–	Backwashed IRZ injection wells IRZ-15, IRZ-16, IRZ-17, IRZ-18, IRZ-29, IRZ-31, IRZ-33, IRZ-37, IRZ-39.	–
4/27/2026 through 4/28/2026	–	Reinjected conditioned water into injection wells.	–
4/28/2026	–	Manual ethanol dosing occurred at IRZ-39.	–
4/28/2026	–	Collected manual water level readings at IRZ injection wells IRZ-17 (lower) and IRZ-20.	Collected readings to confirm transducer readings.
4/29/2026	–	Backwashed IRZ injection wells IRZ-15, IRZ-16, IRZ-17, IRZ-18, IRZ-20, IRZ-29, IRZ-31, IRZ-33, IRZ-37, IRZ-39.	–
4/30/2026	–	Manual ethanol dosing occurred at IRZ-39.	–
5/1/2026	–	Backwashed IRZ injection wells IRZ-15, IRZ-16, IRZ-17, IRZ-18, IRZ-20, IRZ-29, IRZ-31, IRZ-33, IRZ-37, IRZ-39.	–
5/5/2026	–	Ethanol dosing occurred.	–
5/5/2026 through 5/7/2026	–	Reinjected conditioned water into injection wells.	–
5/6/2026	–	Backwashed IRZ injection wells IRZ-15, IRZ-16, IRZ-17, IRZ-18, IRZ-20, IRZ-29, IRZ-31, IRZ-33, IRZ-39.	–
5/6/2026	–	IRZ-27 brought online after well rehabilitation.	–
5/6/2026	–	Collected manual water level readings at IRZ injection wells IRZ-27.	Collected readings to confirm transducer readings.
5/6/2026 through 5/8/2026	–	IRZ-39 offline for approximately two days.	When system came back online following brief system downtime on 5/6/2026, IRZ-39 was mistakenly not brought back online.
5/6/2026 through 5/13/2026	–	IRZ-37 offline for well rehabilitation.	–
5/7/2026	–	Collected manual water level readings at IRZ injection wells IRZ-18.	Collected readings to confirm transducer readings.
5/8/2026	–	Backwashed IRZ injection wells IRZ-15, IRZ-16, IRZ-17, IRZ-18, IRZ-20, IRZ-27, IRZ-29, IRZ-31, IRZ-33, IRZ-39.	–
5/9/2026 through 5/19/2026	–	IRZ-39 offline for well rehabilitation.	–
5/11/2026	–	Backwashed IRZ injection wells IRZ-15, IRZ-16, IRZ-17, IRZ-18, IRZ-20, IRZ-27, IRZ-29, IRZ-31, IRZ-33.	–
5/11/2026 through 5/13/2026	–	Reinjected conditioned water into injection wells.	–
5/12/2026	–	Ethanol dosing occurred at IRZ-27.	–
5/12/2026		IRZ-13D cycled off.	Provide hydraulic control of the Cr6 plume in the central floodplain by increasing extraction from IRZ-23.
5/13/2026	–	Backwashed IRZ injection wells IRZ-15, IRZ-16, IRZ-17, IRZ-18, IRZ-20, IRZ-27, IRZ-29, IRZ-31, IRZ-33.	–
5/13/2026 through 5/14/2026	–	IRZ-37 offline for approximately one day following well rehabilitation.	Rehabilitation at IRZ-37 finished too late in the afternoon to bring the well online the same day. O&M team waited until after IRZ-27 dosing on 5/14/2026 to bring well online.
5/14/2026	–	Ethanol dosing occurred at IRZ-27.	–
5/14/2026	–	Collected manual water level readings at IRZ injection well IRZ-37.	Collected reading to confirm transducer reading.
5/15/2026 through 5/20/2026	–	IRZ-15 offline for approximately 5 days preceding well rehabilitation.	Well casing sample taken on 5/20/2026 at IRZ-15 requires at least 12 hours of well downtime. Well rehabilitation scheduled to begin on Monday, 5/18/2025. Therefore, well taken offline on Friday of the preceding typical work week. Well rehabilitation began two days after scheduled, on Wednesday, 5/20/2026.
5/15/2026	–	Collected manual water level readings at IRZ injection well IRZ-20 (upper).	Collected reading to confirm transducer reading.
5/15/2026	–	Backwashed IRZ injection wells IRZ-15, IRZ-16, IRZ-17, IRZ-18, IRZ-20, IRZ-27, IRZ-29, IRZ-31, IRZ-33, IRZ-37.	–
5/18/2026 through 5/19/2026	–	IRZ-20 offline for approximately one day preceding sampling.	Well casing sample taken on 5/19/2026 at IRZ-20 requires at least 12 hours of well downtime.
5/18/2026	–	Backwashed IRZ injection wells IRZ-15, IRZ-16, IRZ-17, IRZ-18, IRZ-20, IRZ-27, IRZ-29, IRZ-31, IRZ-33, IRZ-37.	–
5/18/2026 through 5/20/2026	–	Reinjected conditioned water into injection wells.	–
5/19/2026	–	Ethanol dosing occurred.	–
5/19/2026 through 5/21/2026	–	IRZ-39 offline for approximately 2 days following well rehabilitation.	Pipe repair required following rehabilitation.
5/20/2026 through 6/18/2026	–	IRZ-15 offline for well rehabilitation.	–
5/21/2026	–	Pipe repaired at IRZ-39.	Pipe repair required following rehabilitation.
5/22/2026	–	Reinjected conditioned water into injection wells.	–
5/22/2026	–	Backwashed IRZ injection wells IRZ-16, IRZ-17, IRZ-18, IRZ-20, IRZ-27, IRZ-29, IRZ-31, IRZ-33, IRZ-37, IRZ-39.	–
5/26/2026	–	Backwashed IRZ injection wells IRZ-27, IRZ-39.	–
5/26/2026	–	Ethanol dosing occurred at IRZ-27. Manual ethanol dosing occurred at IRZ-39.	–
5/27/2026 through 5/29/2026	–	Reinjected conditioned water into injection wells.	–
5/27/2026	–	Backwashed IRZ injection wells IRZ-16, IRZ-17, IRZ-18, IRZ-20, IRZ-27, IRZ-29, IRZ-31, IRZ-33, IRZ-37, IRZ-39.	–
5/28/2026	–	Recalibrated TCS tank pH probes.	pH probe at influent tank #2 stopped producing readings on 5/9/2026. Manual readings taken during the period of time the probe was not functional.
5/28/2026	–	Ethanol dosing occurred at IRZ-27. Manual ethanol dosing occurred at IRZ-39.	–
5/28/2026	–	Collected manual water level reading at IRZ injection well IRZ-27 (upper).	Collected reading to confirm transducer reading.

Table 2.3
NTH IRZ System Operations and Non-Routine Maintenance Log
Second Quarter 2026 Quarterly Progress Report
Pacific Gas and Electric Company, Topock Compressor Station, Needles, California

Date	Approximate IRZ Systemwide Downtime (days)	Operations and Maintenance Log	Notes
5/28/2026 through 5/30/2026	–	IRZ-33 offline for approximately two days preceding rehabilitation.	Well casing sample taken on 5/29/2026 at IRZ-33 requires at least 12 hours of well downtime. Collection of water sample at well had to occur during the typical work week.
5/29/2026	–	Backwashed IRZ injection wells IRZ-27, IRZ-39.	–
5/31/2026 through 6/25/2026	–	IRZ-33 offline for well rehabilitation.	–
6/1/2026	–	Backwashed IRZ injection wells IRZ-16, IRZ-17, IRZ-18, IRZ-20, IRZ-27, IRZ-29, IRZ-31, IRZ-39.	IRZ-37 not backwashed. Controls for the backwash line were not accessible, due to the stuck vault lid.
6/2/2026 through 6/3/2026	–	Reinjected conditioned water into injection wells.	–
6/2/2026	–	Ethanol dosing occurred.	–
6/3/2026	–	Backwashed IRZ injection wells IRZ-16, IRZ-17, IRZ-18, IRZ-20, IRZ-27, IRZ-29, IRZ-31, IRZ-37, IRZ-39.	–
6/5/2026	–	Backwashed IRZ injection wells IRZ-16, IRZ-17, IRZ-18, IRZ-20, IRZ-27, IRZ-29, IRZ-31, IRZ-37, IRZ-39.	–
6/9/2026	–	Backwashed IRZ injection wells IRZ-27, IRZ-39.	–
6/9/2026	–	Ethanol dosing occurred at IRZ-27. Manual ethanol dosing occurred at IRZ-39.	–
6/10/2026	–	Backwashed IRZ injection wells IRZ-16, IRZ-17, IRZ-18, IRZ-20, IRZ-27, IRZ-29, IRZ-31, IRZ-37, IRZ-39.	–
6/11/2026	–	Collected manual water level readings at IRZ injection wells IRZ-17 (upper) and IRZ-18 (upper).	Collected readings to confirm transducer readings.
6/11/2026	–	Ethanol dosing occurred at IRZ-27. Manual ethanol dosing occurred at IRZ-39.	–
6/12/2026	–	Backwashed IRZ injection wells IRZ-16, IRZ-17, IRZ-18, IRZ-20, IRZ-27, IRZ-29, IRZ-31, IRZ-37, IRZ-39.	–
6/13/2026 through 6/14/2026	0.6	IRZ system offline.	Rain infiltration at well vaults.
6/14/2026 through 6/17/2026	–	IRZ-29 (upper) offline for approximately 3 days.	A gasket failed on the well vault surge protector at IRZ-29 during rain event on 6/13/2026. Node 2 remained offline when the system came back online on 6/14/2026. While trying to troubleshoot Node 2 communications issues at IRZ-29 on 6/15/2026, the well vault surge protector stopped functioning. Repair occurred on 6/18/2026.
6/14/2026 through 6/18/2026	–	IRZ-29 (lower) offline for approximately 4 days.	A gasket failed on the well vault surge protector at IRZ-29 during rain event on 6/13/2026. Node 2 remained offline when the system came back online on 6/14/2026. While trying to troubleshoot Node 2 communications issues at IRZ-29 on 6/15/2026, the well vault surge protector stopped functioning. Repairs occurred on 6/17/2026 and 6/18/2026.
6/14/2026 through 6/17/2026	–	IRZ-31 offline for approximately 3 days.	Node 2 malfunctioning following rain infiltration event on 6/13/2026.
6/14/2026 through 6/17/2026	–	IRZ-37 offline for approximately 3 days.	Node 2 malfunctioning following rain infiltration event on 6/13/2026.
6/15/2026	0.1	IRZ system offline.	Troubleshooting Node 2 malfunction.
6/15/2026 through 6/16/2026	–	Reinjected conditioned water into injection wells.	–
6/16/2026	–	Ethanol dosing occurred.	–
6/18/2026	–	IRZ-13D cycled on.	Provide hydraulic control of the deep lobe of the Cr6 plume to the north.
6/18/2026 through 6/23/2026	–	IRZ-15 (lower) offline for approximately 5 days.	IRZ-15 (lower) transducer malfunctioning. Replacement occurred on 6/23/2026.
6/18/2026	–	Collected manual water level readings at IRZ injection well IRZ-15.	Collected readings to confirm transducer readings.
6/19/2026	–	Backwashed IRZ injection wells IRZ-15, IRZ-16, IRZ-17, IRZ-18, IRZ-20, IRZ-27, IRZ-29, IRZ-31, IRZ-37, IRZ-39.	–
6/19/2026 through 6/20/2026	–	Reinjected conditioned water into injection wells.	–
6/19/2026 through 6/20/2026	–	IRZ-13D cycled off for approximately one day.	Maintain target flowrate at IRZ-23 during conditioned water reinjections.
6/19/2026 through 6/22/2026	–	IRZ-39 offline for approximately 3 days.	IRZ-39 was mistakenly taken offline during flow balancing.
6/19/2026 through 6/26/2026	–	IRZ-31 (lower) offline for approximately 7 days.	Cracked unions on IRZ-31 (lower) piping. Repair occurred on 6/25/2026. Awaited glue to dry prior to bringing the well online.
6/21/2026 through 6/23/2026	–	IRZ-29 offline for approximately 2 days.	Injection malfunctioning due to dirty wire and loose jumper stop valve.
6/22/2026	–	Backwashed IRZ injection wells IRZ-15 (upper), IRZ-16, IRZ-17, IRZ-18, IRZ-20, IRZ-27, IRZ-31 (upper), IRZ-37, IRZ-39.	–
6/22/2026	–	IRZ-13D cycled off.	Provide hydraulic control of the Cr6 plume in the central floodplain by increasing extraction from IRZ-23.
6/22/2026 through 6/25/2026	–	Reinjected conditioned water into injection wells.	–
6/23/2026	–	Manual ethanol dosing occurred at IRZ-39.	–
6/23/2026	–	Transducer replaced at IRZ-15 (lower).	Transducer producing inaccurate water level data.
6/23/2026	–	Collected manual water level readings at IRZ injection wells IRZ-27 (upper) and IRZ-39.	Collected readings to confirm transducer readings. Offset adjustment at IRZ-27 (upper).
6/23/2026 through 6/24/2026	–	IRZ-27 (upper) offline for approximately 1 day.	Pump motor malfunctioning. Troubleshooting occurred on 6/24/2026.
6/24/2026	–	Backwashed IRZ injection wells IRZ-15, IRZ-16, IRZ-17, IRZ-18, IRZ-20, IRZ-27, IRZ-29, IRZ-31 (upper), IRZ-37, IRZ-39.	–
6/24/2026 through 7/1/2026	–	IRZ-20 offline for approximately 7 days.	Cracked union on the extraction line at IRZ-20 (upper) released some water into the vault. Well cycled offline until union repair on 6/30/2026. Awaited glue to dry prior to bringing the well online on 7/1/2026.
6/25/2026 through 7/8/2026	–	IRZ-18 offline for approximately 13 days.	Rehabilitation water samples require at least 12 hours of downtime prior to sampling, which occurred on 6/26/2026. Well remained offline until rehabilitation began.
6/25/2026	–	Manual ethanol dosing occurred at IRZ-39.	–
6/26/2026	–	Backwashed IRZ injection wells IRZ-15, IRZ-16, IRZ-17, IRZ-27, IRZ-29, IRZ-31, IRZ-37, IRZ-39.	–
6/26/2026 through 6/29/202	–	IRZ-33 offline for approximately 3 days.	Rehabilitation completed too close to the team's demobilization from Site for the weekend. Well came online the following week.
6/26/2026 through 6/29/2026		IRZ-27 (lower) offline for approximately 3 days.	Lock-out tag-out for rehabilitation at IRZ-25 shut down injection at IRZ-27 (lower). Injection flowrates were corrected on 6/29/2026.
6/26/2026 through 7/7/2026	–	IRZ-25 offline for well rehabilitation.	Preparing to bring IRZ-25 online for first time since system began operation.
6/29/2026	–	Backwashed IRZ injection well IRZ-39.	–
6/30/2026	–	Ethanol dosing occurred.	–

Note:
1. Injection wells in the northern IRZ include IRZ-15, IRZ-16, IRZ-17, IRZ-18, and IRZ-20. Injection wells in the southern IRZ include IRZ-27, IRZ-29, IRZ-31, IRZ-33, IRZ-35, IRZ-37, and IRZ-39.

Acronyms and Abbreviations:
– = not applicable
CAB = Carbon Amendment Building
Cr6 = hexavalent chromium
FCV = flow control valve
IRZ = In Situ Reactive Zone
NTH = National Trails Highway
SCADA = supervisory control and data acquisition
TCS = Topock Compressor Station

Table 2.6
Backwash Water Field Parameters and Analytical Results
Second Quarter 2026 Quarterly Progress Report
Pacific Gas and Electric Company, Topock ompressor Station, Needles, California

Sample Description	Sample Date	Sample Type	Hexavalent Chromium (µg/L)	Total Chromium (µg/L)	Dissolved Iron (mg/L)	Dissolved Manganese (mg/L)
RPWC_INF	04/06/2026	N	< 0.20	9.1	0.23	0.25
RPWC_MID	04/06/2026	N	< 0.20	7.5	0.19	0.30
RPWC_EFF	04/06/2026	N	< 0.20	3.5	0.21	0.31
RPWC_INF	04/13/2026	N	< 0.20	2.7	< 0.02	0.24
RPWC_MID	04/13/2026	N	< 0.20	3.9	0.064	0.23
RPWC_EFF	04/13/2026	N	< 0.20	2.4	0.40	0.23
RPWC_INF	04/20/2026	N	< 0.20	10	0.29	0.14
RPWC_MID	04/20/2026	N	< 0.20	8.5	0.21	0.15
RPWC_EFF	04/20/2026	N	< 1	< 1	< 0.02	0.10
RPWC_INF	04/27/2026	N	< 0.20	10	0.69	0.13
RPWC_MID	04/27/2026	N	< 1	8.3	0.56	0.14
RPWC_EFF	04/27/2026	N	< 0.20	1.9	< 0.02	0.0079
RPWC_INF	05/04/2026	N	< 0.20	68	0.77	0.10
RPWC_MID	05/04/2026	N	< 1	55	0.69	0.099
RPWC_EFF	05/04/2026	N	< 0.20	3.1	< 0.02	0.24
RPWC_INF	05/11/2026	N	< 1	7.4	0.13	0.045
RPWC_MID	05/11/2026	N	< 1	9.8	0.11	0.055
RPWC_EFF	05/11/2026	N	< 0.20	5.1	0.08	0.11
RPWC_INF	05/18/2026	N	< 0.20	22	0.16	0.099
RPWC_MID	05/18/2026	N	< 1	19	0.17	0.098
RPWC_EFF	05/18/2026	N	< 1	1.9	0.19	0.10
RPWC_INF	05/27/2026	N	< 0.20	2	< 0.02	0.087
RPWC_MID	05/27/2026	N	< 0.20	1.4	0.061	0.088
RPWC_EFF	05/27/2026	N	< 0.20	3.2	0.026	0.037
RPWC_INF	06/01/2026	N	< 0.20	7.1	< 0.02	0.036
RPWC_MID	06/01/2026	N	< 0.20	5	0.086	0.055
RPWC_EFF	06/01/2026	N	< 0.20	4.1	< 0.02	0.01
RPWC_INF	06/08/2026	N	< 1	2.3	0.052	0.012
RPWC_MID	06/08/2026	N	< 1	4.4	0.16	0.035
RPWC_EFF	06/08/2026	N	< 1	4.4	0.076	0.0084
RPWC_INF	06/15/2026	N	< 1	29	0.50	0.14
RPWC_MID	06/15/2026	N	< 1	23	0.57	0.13
RPWC_EFF	06/15/2026	N	< 1	2.9	0.036	0.0092
RPWC_INF	06/22/2026	N	< 0.20	8.7	0.65	0.16
RPWC_MID	06/22/2026	N	< 0.20	2.4	0.87	0.15
RPWC_EFF	06/22/2026	N	< 0.20	2.7	0.029	0.045
RPWC_INF	06/29/2026	N	< 0.20	60	0.47	0.29
RPWC_MID	06/29/2026	N	< 0.20	48	0.37	0.27
RPWC_EFF	06/29/2026	N	< 0.20	3.2	< 0.02	0.0074

Abbreviations:

< = not detected at the reporting limit, as shown
µg/L = microgram(s) per liter
N = primary sample
mg/L = milligram(s) per liter
RPWC_EFF = remedy-produced water conditioning system effluent sampling port
RPWC_INF = remedy-produced water conditioning system influent sampling port
RPWC_MID = remedy-produced water conditioning system midpoint sampling port

Table 3.1
Groundwater Remedy Phase 1 Monitoring Program Summary
Second Quarter 2026 Quarterly Progress Report
Pacific Gas and Electric Company, Topock Compressor Station, Needles, California

Location ID	Remedy Compliance Monitoring: Outside Plume	Remedy Compliance Monitoring: Inside Plume	Remedy Compliance Monitoring: Surface Water	Process Control Monitoring: Dose Response Wells	Process Control Monitoring: Downgradient Monitoring Wells	Process Control Monitoring: Northern NTH Extraction Wells	Process Control Monitoring: Northern NTH IRZ Extraction Monitoring Wells	Water Level Monitoring	Process Control Monitoring: Carbon Amendment System Monitoring	Former IM-3 Injection Area Monitoring	COPC Monitoring	Domestic Well Sampling	Hexavalent Chromium	Total Dissolved Chromium	Total Organic Carbon	Dissolved Arsenic	Dissolved Manganese	Dissolved Iron	Total Iron	Dissolved Barium	Nitrate	Nitrite and Ammonium[a]	Ammonia as N
C-BNS			X								X		Q	SA		Q	Q				A		
C-CON			X								X		Q	SA		Q	Q				A		
C-I-3			X					M(Q), Q			X		Q	SA		Q	Q				A		
C-MAR			X								X		Q	SA		Q	Q				A		
C-NR1			X								X		Q	SA		Q	Q				A		
C-NR3			X								X		Q	SA		Q	Q				A		
C-NR4			X								X		Q	SA		Q	Q				A		
C-R22A			X								X		Q	SA		Q	Q				A		
C-R27			X								X		Q	SA		Q	Q				A		
C-TAZ			X								X		Q	SA		Q	Q				A		
CW-01D										X			A	A		A	A			A			
CW-01M										X			A	A		A	A			A			
CW-02D										X			A	A		A	A			A			
CW-02M										X			A	A		A	A			A			
CW-03D										X			A	A		A	A			A			
CW-03M										X			A	A		A	A			A			
CW-04D										X			A	A		A	A			A			
CW-04M										X			A	A		A	A			A			
IRZ-13S						X							M(Q), Q		M(Q), Q		M(Q), Q	M(Q), Q	M(Q), Q				
IRZ-13D						X							M(Q), Q		M(Q), Q		M(Q), Q	M(Q), Q	M(Q), Q				
IRZ-23						X							M(Q), Q		M(Q), Q		M(Q), Q	M(Q), Q	M(Q), Q				
IRZ-9						X							M(Q), Q		M(Q), Q		M(Q), Q	M(Q), Q	M(Q), Q				
MW-09		X									X		SA	SA		A	A				SA		
MW-10		X									X		SA	SA		A	A				SA		
MW-10D		X									X		SA	SA		A	A				SA		
MW-11		X											SA	SA		A	A						
MW-11D		X											SA	SA		A	A						
MW-12		X									X		SA	SA		A	A				SA		
MW-13	X										X		SA	SA		A	A				A		
MW-14	X										X		SA	SA		A	A				A		
MW-15	X												SA	SA		A	A						
MW-19		X											SA	SA		A	A						
MW-20-070		X		X				M(Q), Q			X		M(yr), Q	Q (yr), SA	M(yr), Q	M(yr), Q	M(yr), Q	M(yr), Q		M(yr), Q	M(yr), Q	Q(yr)	
MW-20-100		X		X				M(Q), Q			X		M(yr), Q	Q (yr), SA	M(yr), Q	M(yr), Q	M(yr), Q	M(yr), Q		M(yr), Q	M(yr), Q	Q(yr)	
MW-20-130		X		X				M(Q), Q			X		M(yr), Q	Q (yr), SA	M(yr), Q	M(yr), Q	M(yr), Q	M(yr), Q		M(yr), Q	M(yr), Q	Q(yr)	
MW-21	X			X							X		M(yr), Q	Q (yr), SA	M(yr), Q	M(yr), Q	M(yr), Q	M(yr), Q		M(yr), Q	M(yr), Q	Q(yr)	
MW-22	X				X			M(Q), Q			X		Q	SA	Q	Q	Q	Q		Q	Q		
MW-23-060		X									X		SA	SA		A	A				A		
MW-23-080	X										X		SA	SA		A	A				A		

Table 3.1
Groundwater Remedy Phase 1 Monitoring Program Summary
Second Quarter 2026 Quarterly Progress Report
Pacific Gas and Electric Company, Topock Compressor Station, Needles, California

Location ID	Remedy Compliance Monitoring: Outside Plume	Remedy Compliance Monitoring: Inside Plume	Remedy Compliance Monitoring: Surface Water	Process Control Monitoring: Dose Response Wells	Process Control Monitoring: Downgradient Monitoring Wells	Process Control Monitoring: Northern NTH Extraction Wells	Process Control Monitoring: Northern NTH IRZ Extraction Monitoring Wells	Water Level Monitoring	Process Control Monitoring: Carbon Amendment System Monitoring	Former IM-3 Injection Area Monitoring	COPC Monitoring	Domestic Well Sampling	Nitrate/ Nitrite as N	Sulfate	Dissolved Molybdenum	Dissolved Selenium	Other Dissolved Metals[b]	Total Dissolved Solids	Alkalinity	Cations/ Anions
C-BNS			X								X				A	A				
C-CON			X								X				A	A				
C-I-3			X					M(Q), Q			X				A	A				
C-MAR			X								X				A	A				
C-NR1			X								X				A	A				
C-NR3			X								X				A	A				
C-NR4			X								X				A	A				
C-R22A			X								X				A	A				
C-R27			X								X				A	A				
C-TAZ			X								X				A	A				
CW-01D										X			A	A	A	A	A	A	A	A[c]
CW-01M										X			A	A	A	A	A	A	A	A[c]
CW-02D										X			A	A	A	A	A	A	A	A[c]
CW-02M										X			A	A	A	A	A	A	A	A[c]
CW-03D										X			A	A	A	A	A	A	A	A[c]
CW-03M										X			A	A	A	A	A	A	A	A[c]
CW-04D										X			A	A	A	A	A	A	A	A[c]
CW-04M										X			A	A	A	A	A	A	A	A[c]
IRZ-13S						X														
IRZ-13D						X														
IRZ-23						X														
IRZ-9						X														
MW-09		X									X				SA	SA				
MW-10		X									X				SA	SA				
MW-10D		X									X				SA	SA				
MW-11		X																		
MW-11D		X																		
MW-12		X									X				SA	SA				
MW-13	X										X				A	A				
MW-14	X										X				A	A				
MW-15	X																			
MW-19		X																		
MW-20-070		X		X				M(Q), Q			X			M(yr), Q	Q	Q		As needed	As needed	As needed
MW-20-100		X		X				M(Q), Q			X			M(yr), Q	Q	Q		As needed	As needed	As needed
MW-20-130		X		X				M(Q), Q			X			M(yr), Q	Q	Q		As needed	As needed	As needed
MW-21	X			X							X			M(yr), Q	Q	Q		As needed	As needed	As needed
MW-22	X				X			M(Q), Q			X				A	A				
MW-23-060		X									X				A	A				
MW-23-080	X										X				A	A				

Table 3.1
Groundwater Remedy Phase 1 Monitoring Program Summary
Second Quarter 2026 Quarterly Progress Report
Pacific Gas and Electric Company, Topock Compressor Station, Needles, California

Location ID	Remedy Compliance Monitoring: Outside Plume	Remedy Compliance Monitoring: Inside Plume	Remedy Compliance Monitoring: Surface Water	Process Control Monitoring: Dose Response Wells	Process Control Monitoring: Downgradient Monitoring Wells	Process Control Monitoring: Northern NTH Extraction Wells	Process Control Monitoring: Northern NTH IRZ Extraction Monitoring Wells	Water Level Monitoring	Process Control Monitoring: Carbon Amendment System Monitoring	Former IM-3 Injection Area Monitoring	COPC Monitoring	Domestic Well Sampling	Hexavalent Chromium	Total Dissolved Chromium	Total Organic Carbon	Dissolved Arsenic	Dissolved Manganese	Dissolved Iron	Total Iron	Dissolved Barium	Nitrate	Nitrite and Ammonium[a]	Ammonia as N
MW-24A		X									X		SA	SA		A	A				SA		
MW-24B		X									X		SA	SA		A	A				SA		
MW-24BR	X												SA	SA		A	A						
MW-25		X									X		SA	SA		A	A				A		
MW-26		X		X				M(Q), Q			X		M(yr), Q	Q (yr), SA	M(yr), Q	M(yr), Q	M(yr), Q	M(yr), Q		M(yr), Q	M(yr), Q	Q(yr)	
MW-27-020	X				X			M(Q), Q			X		Q	SA	Q	Q	Q	Q		Q	Q		
MW-27-060	X				X			M(Q), Q			X		Q	SA	Q	Q	Q	Q		Q	Q		
MW-27-085	X				X			M(Q), Q			X		Q	SA	Q	Q	Q	Q		Q	Q		
MW-28-025	X				X			M(Q), Q			X		Q	SA	Q	Q	Q	Q		Q	Q		
MW-28-090	X				X			M(Q), Q			X		Q	SA	Q	Q	Q	Q		Q	Q		
MW-29	X						X						Q	SA									
MW-30-030	X				X						X		Q	SA	Q	Q	Q	Q		Q	Q		
MW-30-050	X				X						X		Q	SA	Q	Q	Q	Q		Q	Q		
MW-31-060		X		X				M(Q), Q			X		M(yr), Q	Q (yr), SA	M(yr), Q	M(yr), Q	M(yr), Q	M(yr), Q		M(yr), Q	M(yr), Q	Q(yr)	
MW-31-135	X			X				M(Q), Q			X		M(yr), Q	Q (yr), SA	M(yr), Q	M(yr), Q	M(yr), Q	M(yr), Q		M(yr), Q	M(yr), Q	Q(yr)	
MW-32-020	X				X						X		Q	SA	Q	Q	Q	Q		Q	Q		
MW-32-035	X				X			M(Q), Q			X		Q	SA	Q	Q	Q	Q		Q	Q		
MW-33-040	X						X	M(Q), Q			X		Q	SA							A		
MW-33-090	X						X	M(Q), Q			X		Q	SA							A		
MW-33-150	X						X	M(Q), Q			X		Q	SA							A		
MW-33-210	X						X						Q	SA									
MW-34-055	X				X			M(Q), Q			X		Q	SA	Q	Q	Q	Q		Q	Q		
MW-34-080	X				X			M(Q), Q			X		Q	SA	Q	Q	Q	Q		Q	Q		
MW-34-100	X				X						X		Q	SA	Q	Q	Q	Q		Q	Q		
MW-35-060	X						X	M(Q), Q			X		Q	SA							A		
MW-35-135	X						X	M(Q), Q			X		Q	SA							A		
MW-36-020	X				X			M(Q), Q			X		Q	SA	Q	Q	Q	Q		Q	Q		
MW-36-040	X				X						X		Q	SA	Q	Q	Q	Q		Q	Q		
MW-36-050	X				X			M(Q), Q			X		Q	SA	Q	Q	Q	Q		Q	Q		
MW-36-070	X				X						X		Q	SA	Q	Q	Q	Q		Q	Q		
MW-36-090	X				X						X		Q	SA	Q	Q	Q	Q		Q	Q		
MW-36-100	X				X			M(Q), Q			X		Q	SA	Q	Q	Q	Q		Q	Q		
MW-37D	X										X		SA	SA		A	A				A		
MW-37S	X										X		SA	SA		A	A				A		
MW-38D		X									X		Q	Q		A	A				Q		
MW-38S		X									X		Q	Q		A	A				Q		
MW-39-040	X				X			M(Q), Q			X		Q	SA	Q	Q	Q	Q		Q	Q		
MW-39-050	X				X						X		Q	SA	Q	Q	Q	Q		Q	Q		
MW-39-060	X				X			M(Q), Q			X		Q	SA	Q	Q	Q	Q		Q	Q		

Table 3.1
Groundwater Remedy Phase 1 Monitoring Program Summary
Second Quarter 2026 Quarterly Progress Report
Pacific Gas and Electric Company, Topock Compressor Station, Needles, California

Location ID	Remedy Compliance Monitoring: Outside Plume	Remedy Compliance Monitoring: Inside Plume	Remedy Compliance Monitoring: Surface Water	Process Control Monitoring: Dose Response Wells	Process Control Monitoring: Downgradient Monitoring Wells	Process Control Monitoring: Northern NTH Extraction Wells	Process Control Monitoring: Northern NTH IRZ Extraction Monitoring Wells	Water Level Monitoring	Process Control Monitoring: Carbon Amendment System Monitoring	Former IM-3 Injection Area Monitoring	COPC Monitoring	Domestic Well Sampling	Nitrate/ Nitrite as N	Sulfate	Dissolved Molybdenum	Dissolved Selenium	Other Dissolved Metals[b]	Total Dissolved Solids	Alkalinity	Cations/ Anions
MW-24A		X									X				SA	SA				
MW-24B		X									X				SA	SA				
MW-24BR	X																			
MW-25		X									X				A	A				
MW-26		X		X				M(Q), Q			X			M(yr), Q	Q	Q		As needed	As needed	As needed
MW-27-020	X				X			M(Q), Q			X				A	A				
MW-27-060	X				X			M(Q), Q			X				A	A				
MW-27-085	X				X			M(Q), Q			X				A	A				
MW-28-025	X				X			M(Q), Q			X				A	A				
MW-28-090	X				X			M(Q), Q			X				A	A				
MW-29	X						X													
MW-30-030	X				X						X				A	A				
MW-30-050	X				X						X				A	A				
MW-31-060		X		X				M(Q), Q			X			M(yr), Q	Q	Q		As needed	As needed	As needed
MW-31-135	X			X				M(Q), Q			X			M(yr), Q	Q	Q		As needed	As needed	As needed
MW-32-020	X				X						X				A	A				
MW-32-035	X				X			M(Q), Q			X				A	A				
MW-33-040	X						X	M(Q), Q			X				A	A				
MW-33-090	X						X	M(Q), Q			X				A	A				
MW-33-150	X						X	M(Q), Q			X				A	A				
MW-33-210	X						X													
MW-34-055	X				X			M(Q), Q			X				A	A				
MW-34-080	X				X			M(Q), Q			X				A	A				
MW-34-100	X				X						X				A	A				
MW-35-060	X						X	M(Q), Q			X				A	A				
MW-35-135	X						X	M(Q), Q			X				A	A				
MW-36-020	X				X			M(Q), Q			X				A	A				
MW-36-040	X				X						X				A	A				
MW-36-050	X				X			M(Q), Q			X				A	A				
MW-36-070	X				X						X				A	A				
MW-36-090	X				X						X				A	A				
MW-36-100	X				X			M(Q), Q			X				A	A				
MW-37D	X										X				A	A				
MW-37S	X										X				A	A				
MW-38D		X									X				Q	Q				
MW-38S		X									X				Q	Q				
MW-39-040	X				X			M(Q), Q			X				A	A				
MW-39-050	X				X						X				A	A				
MW-39-060	X				X			M(Q), Q			X				A	A				

Table 3.1
Groundwater Remedy Phase 1 Monitoring Program Summary
Second Quarter 2026 Quarterly Progress Report
Pacific Gas and Electric Company, Topock Compressor Station, Needles, California

Location ID	Remedy Compliance Monitoring: Outside Plume	Remedy Compliance Monitoring: Inside Plume	Remedy Compliance Monitoring: Surface Water	Process Control Monitoring: Dose Response Wells	Process Control Monitoring: Downgradient Monitoring Wells	Process Control Monitoring: Northern NTH Extraction Wells	Process Control Monitoring: Northern NTH IRZ Extraction Monitoring Wells	Water Level Monitoring	Process Control Monitoring: Carbon Amendment System Monitoring	Former IM-3 Injection Area Monitoring	COPC Monitoring	Domestic Well Sampling	Hexavalent Chromium	Total Dissolved Chromium	Total Organic Carbon	Dissolved Arsenic	Dissolved Manganese	Dissolved Iron	Total Iron	Dissolved Barium	Nitrate	Nitrite and Ammonium[a]	Ammonia as N
MW-39-070	X				X						X		Q	SA	Q	Q	Q	Q		Q	Q		
MW-39-080	X				X			M(Q), Q			X		Q	SA	Q	Q	Q	Q		Q	Q		
MW-39-100		X			X						X		Q	SA	Q	Q	Q	Q		Q	Q		
MW-40D		X									X		SA	SA		A	A				A		
MW-40S	X										X		SA	SA		A	A				A		
MW-41D	X										X		SA	SA		A	A				A		
MW-41M	X										X		SA	SA		A	A				A		
MW-41S	X										X		SA	SA		A	A				A		
MW-42-030	X				X			M(Q), Q			X		Q	SA	Q	Q	Q	Q		Q	Q		
MW-42-055	X				X						X		Q	SA	Q	Q	Q	Q		Q	Q		
MW-42-065	X				X			M(Q), Q			X		Q	SA	Q	Q	Q	Q		Q	Q		
MW-43-025	X				X			M(Q), Q			X		Q	SA	Q	Q	Q	Q		Q	Q		
MW-43-075	X				X						X		Q	SA	Q	Q	Q	Q		Q	Q		
MW-43-090	X				X			M(Q), Q			X		Q	SA	Q	Q	Q	Q		Q	Q		
MW-44-070	X				X			M(Q), Q			X		Q	SA	Q	Q	Q	Q		Q	Q		
MW-44-115	X				X			M(Q), Q			X		Q	SA	Q	Q	Q	Q		Q	Q		
MW-44-125	X				X			M(Q), Q			X		Q	SA	Q	Q	Q	Q		Q	Q		
MW-45-095a	X				X						X		Q	SA	Q	Q	Q	Q		Q	Q		
MW-46-175	X				X			M(Q), Q			X		Q	SA	Q	Q	Q	Q		Q	Q		
MW-46-205	X				X						X		Q	SA	Q	Q	Q	Q		Q	Q		
MW-47-055	X						X						Q	SA									
MW-47-115	X						X	M(Q), Q					Q	SA									
MW-48	X										X		SA	SA		A	A				SA		
MW-49-135	X						X	M(Q), Q					Q	SA									
MW-49-275	X						X						Q	SA									
MW-49-365	X						X						Q	SA									
MW-50-095	X							M(Q), Q					SA	SA		A	A						
MW-50-200		X									X		SA	SA		A	A				A		
MW-51		X		X				M(Q), Q			X		M(yr), Q	Q (yr), SA	M(yr), Q	M(yr), Q	M(yr), Q	M(yr), Q		M(yr), Q	M(yr), Q	Q(yr)	
MW-52D	X				X						X		Q	SA	Q	Q	Q	Q		Q	Q		
MW-52M	X				X						X		Q	SA	Q	Q	Q	Q		Q	Q		
MW-52S	X				X						X		Q	SA	Q	Q	Q	Q		Q	Q		
MW-53D	X				X						X		Q	SA	Q	Q	Q	Q		Q	Q		
MW-53M	X				X						X		Q	SA	Q	Q	Q	Q		Q	Q		
MW-53S	X				X						X		Q	SA	Q	Q	Q	Q		Q	Q		
MW-54-085	X							M(Q), Q			X		SA	SA		A	A				A		
MW-54-140	X							M(Q), Q			X		SA	SA		A	A				A		
MW-54-195	X							M(Q), Q			X		SA	SA		A	A				A		
MW-55-045	X												SA	SA		A	A						

Table 3.1
Groundwater Remedy Phase 1 Monitoring Program Summary
Second Quarter 2026 Quarterly Progress Report
Pacific Gas and Electric Company, Topock Compressor Station, Needles, California

Location ID	Remedy Compliance Monitoring: Outside Plume	Remedy Compliance Monitoring: Inside Plume	Remedy Compliance Monitoring: Surface Water	Process Control Monitoring: Dose Response Wells	Process Control Monitoring: Downgradient Monitoring Wells	Process Control Monitoring: Northern NTH Extraction Wells	Process Control Monitoring: Northern NTH IRZ Extraction Monitoring Wells	Water Level Monitoring	Process Control Monitoring: Carbon Amendment System Monitoring	Former IM-3 Injection Area Monitoring	COPC Monitoring	Domestic Well Sampling	Nitrate/ Nitrite as N	Sulfate	Dissolved Molybdenum	Dissolved Selenium	Other Dissolved Metals[b]	Total Dissolved Solids	Alkalinity	Cations/ Anions
MW-39-070	X				X						X				A	A				
MW-39-080	X				X			M(Q), Q			X				A	A				
MW-39-100		X			X						X				A	A				
MW-40D		X									X				A	A				
MW-40S	X										X				A	A				
MW-41D	X										X				A	A				
MW-41M	X										X				A	A				
MW-41S	X										X				A	A				
MW-42-030	X				X			M(Q), Q			X				A	A				
MW-42-055	X				X						X				A	A				
MW-42-065	X				X			M(Q), Q			X				A	A				
MW-43-025	X				X			M(Q), Q			X				A	A				
MW-43-075	X				X						X				A	A				
MW-43-090	X				X			M(Q), Q			X				A	A				
MW-44-070	X				X			M(Q), Q			X				A	A				
MW-44-115	X				X			M(Q), Q			X				A	A				
MW-44-125	X				X			M(Q), Q			X				A	A				
MW-45-095a	X				X						X				A	A				
MW-46-175	X				X			M(Q), Q			X				A	A				
MW-46-205	X				X						X				A	A				
MW-47-055	X						X													
MW-47-115	X						X	M(Q), Q												
MW-48	X										X				SA	SA				
MW-49-135	X						X	M(Q), Q												
MW-49-275	X						X													
MW-49-365	X						X													
MW-50-095	X							M(Q), Q												
MW-50-200		X									X				A	A				
MW-51		X		X				M(Q), Q			X			M(yr), Q	Q	Q		As needed	As needed	As needed
MW-52D	X				X						X				A	A				
MW-52M	X				X						X				A	A				
MW-52S	X				X						X				A	A				
MW-53D	X				X						X				A	A				
MW-53M	X				X						X				A	A				
MW-53S	X				X						X				A	A				
MW-54-085	X							M(Q), Q			X				A	A				
MW-54-140	X							M(Q), Q			X				A	A				
MW-54-195	X							M(Q), Q			X				A	A				
MW-55-045	X																			

Table 3.1
Groundwater Remedy Phase 1 Monitoring Program Summary
Second Quarter 2026 Quarterly Progress Report
Pacific Gas and Electric Company, Topock Compressor Station, Needles, California

Location ID	Remedy Compliance Monitoring: Outside Plume	Remedy Compliance Monitoring: Inside Plume	Remedy Compliance Monitoring: Surface Water	Process Control Monitoring: Dose Response Wells	Process Control Monitoring: Downgradient Monitoring Wells	Process Control Monitoring: Northern NTH Extraction Wells	Process Control Monitoring: Northern NTH IRZ Extraction Monitoring Wells	Water Level Monitoring	Process Control Monitoring: Carbon Amendment System Monitoring	Former IM-3 Injection Area Monitoring	COPC Monitoring	Domestic Well Sampling	Hexavalent Chromium	Total Dissolved Chromium	Total Organic Carbon	Dissolved Arsenic	Dissolved Manganese	Dissolved Iron	Total Iron	Dissolved Barium	Nitrate	Nitrite and Ammonium[a]	Ammonia as N
MW-55-120	X												SA	SA		A	A						
MW-56D	X										X		SA	SA		A	A				A		
MW-56M	X										X		SA	SA		A	A				A		
MW-56S	X										X		SA	SA		A	A				A		
MW-57-050		X											SA	SA		A	A						
MW-57-070		X									X		SA	SA		A	A				A		
MW-57-185	X										X		SA	SA		A	A				A		
MW-58-065	X										X		SA	SA		A	A				A		
MW-58-115[f]	X										X		SA	SA		A	A				A		
MW-58-205[f]	X										X		SA	SA		A	A				A		
MW-58BR	X										X		SA	SA		A	A				A		
MW-59-100		X									X		SA	SA		A	A				A		
MW-60-125		X									X		SA	SA		A	A				A		
MW-60BR-245	X												SA	SA		A	A						
MW-61-110		X									X		SA	SA		A	A				A		
MW-62-065		X									X		SA	SA		A	A				A		
MW-62-110		X									X		SA	SA		A	A				A		
MW-62-190	X										X		SA	SA		A	A				A		
MW-63-065	X										X		SA	SA		A	A				A		
MW-64-150[f]	X												SA	SA		A	A						
MW-64-205[f]	X												SA	SA		A	A						
MW-64-260[f]	X												SA	SA		A	A						
MW-64BR	X										X		SA	SA		A	A				A		
MW-65-160		X									X		Q	Q		A	A				Q		
MW-65-225		X									X		Q	Q		A	A				Q		
MW-66-165		X									X		SA	SA		A	A				SA		
MW-66-230		X									X		SA	SA		A	A				SA		
MW-66BR-270	X												SA	SA		A	A						
MW-67-185		X									X		SA	SA		A	A				SA		
MW-67-225		X									X		SA	SA		A	A				SA		
MW-67-260		X									X		SA	SA		A	A				SA		
MW-68-180		X									X		Q	Q		A	A				Q		
MW-68-240		X									X		SA	SA		A	A				SA		
MW-68BR-280	X												SA	SA		A	A						
MW-69-195		X									X		Q	Q		A	A				Q		
MW-70-105		X									X		SA	SA		A	A				SA		
MW-70BR-225		X									X		SA	SA		A	A				SA		
MW-70BR-287		X											SA	SA		A	A						
MW-71-035	X			X							X		M(yr), Q	Q (yr), SA	M(yr), Q	M(yr), Q	M(yr), Q	M(yr), Q		M(yr), Q	M(yr), Q	Q(yr)	

Table 3.1
Groundwater Remedy Phase 1 Monitoring Program Summary
Second Quarter 2026 Quarterly Progress Report
Pacific Gas and Electric Company, Topock Compressor Station, Needles, California

Location ID	Remedy Compliance Monitoring: Outside Plume	Remedy Compliance Monitoring: Inside Plume	Remedy Compliance Monitoring: Surface Water	Process Control Monitoring: Dose Response Wells	Process Control Monitoring: Downgradient Monitoring Wells	Process Control Monitoring: Northern NTH Extraction Wells	Process Control Monitoring: Northern NTH IRZ Extraction Monitoring Wells	Water Level Monitoring	Process Control Monitoring: Carbon Amendment System Monitoring	Former IM-3 Injection Area Monitoring	COPC Monitoring	Domestic Well Sampling	Nitrate/ Nitrite as N	Sulfate	Dissolved Molybdenum	Dissolved Selenium	Other Dissolved Metals[b]	Total Dissolved Solids	Alkalinity	Cations/ Anions
MW-55-120	X																			
MW-56D	X										X				A	A				
MW-56M	X										X				A	A				
MW-56S	X										X				A	A				
MW-57-050		X																		
MW-57-070		X									X				A	A				
MW-57-185	X										X				A	A				
MW-58-065	X										X				A	A				
MW-58-115[f]	X										X				A	A				
MW-58-205[f]	X										X				A	A				
MW-58BR	X										X				A	A				
MW-59-100		X									X				A	A				
MW-60-125		X									X				A	A				
MW-60BR-245	X																			
MW-61-110		X									X				A	A				
MW-62-065		X									X				A	A				
MW-62-110		X									X				A	A				
MW-62-190	X										X				A	A				
MW-63-065	X										X				A	A				
MW-64-150[f]	X																			
MW-64-205[f]	X																			
MW-64-260[f]	X																			
MW-64BR	X										X				A	A				
MW-65-160		X									X				Q	Q				
MW-65-225		X									X				Q	Q				
MW-66-165		X									X				SA	SA				
MW-66-230		X									X				SA	SA				
MW-66BR-270	X																			
MW-67-185		X									X				SA	SA				
MW-67-225		X									X				SA	SA				
MW-67-260		X									X				SA	SA				
MW-68-180		X									X				Q	Q				
MW-68-240		X									X				SA	SA				
MW-68BR-280	X																			
MW-69-195		X									X				Q	Q				
MW-70-105		X									X				SA	SA				
MW-70BR-225		X									X				SA	SA				
MW-70BR-287		X																		
MW-71-035	X			X							X			M(yr), Q	Q	Q		As needed	As needed	As needed

Table 3.1
Groundwater Remedy Phase 1 Monitoring Program Summary
Second Quarter 2026 Quarterly Progress Report
Pacific Gas and Electric Company, Topock Compressor Station, Needles, California

Location ID	Remedy Compliance Monitoring: Outside Plume	Remedy Compliance Monitoring: Inside Plume	Remedy Compliance Monitoring: Surface Water	Process Control Monitoring: Dose Response Wells	Process Control Monitoring: Downgradient Monitoring Wells	Process Control Monitoring: Northern NTH Extraction Wells	Process Control Monitoring: Northern NTH IRZ Extraction Monitoring Wells	Water Level Monitoring	Process Control Monitoring: Carbon Amendment System Monitoring	Former IM-3 Injection Area Monitoring	COPC Monitoring	Domestic Well Sampling	Hexavalent Chromium	Total Dissolved Chromium	Total Organic Carbon	Dissolved Arsenic	Dissolved Manganese	Dissolved Iron	Total Iron	Dissolved Barium	Nitrate	Nitrite and Ammonium[a]	Ammonia as N
MW-72-080		X									X		SA	SA		A	A				A		
MW-72BR-200	X												SA	SA		A	A						
MW-73-080		X									X		SA	SA		A	A				A		
MW-74-240	X										X		SA	SA		A	A				A		
MW-75-033		X						M(Q),					Q	SA									
MW-75-117	X						X	M(Q), Q					Q	SA									
MW-75-202	X						X	M(Q), Q					Q	SA									
MW-75-267	X						X	M(Q), Q					Q	SA									
MW-75-337	X						X	M(Q), Q					Q	SA									
MW-76-039		X		X				M(Q), Q			X		M(yr), Q	Q (yr), SA	M(yr), Q	M(yr), Q	M(yr), Q	M(yr), Q		M(yr), Q	M(yr), Q	Q(yr)	
MW-76-156		X		X				M(Q), Q			X		M(yr), Q	Q (yr), SA	M(yr), Q	M(yr), Q	M(yr), Q	M(yr), Q		M(yr), Q	M(yr), Q	Q(yr)	
MW-76-181		X		X				M(Q), Q			X		M(yr), Q	Q (yr), SA	M(yr), Q	M(yr), Q	M(yr), Q	M(yr), Q		M(yr), Q	M(yr), Q	Q(yr)	
MW-76-218		X		X							X		M(yr), Q	Q (yr), SA	M(yr), Q	M(yr), Q	M(yr), Q	M(yr), Q		M(yr), Q	M(yr), Q	Q(yr)	
MW-77-046	X				X			M(Q), Q			X		Q	SA	Q	Q	Q	Q		Q	Q		
MW-77-102	X				X			M(Q), Q			X		Q	SA	Q	Q	Q	Q		Q	Q		
MW-77-158	X				X			M(Q), Q			X		Q	SA	Q	Q	Q	Q		Q	Q		
MW-77-187	X				X			M(Q), Q			X		Q	SA	Q	Q	Q	Q		Q	Q		
MW-78-070		X		X							X		M(yr), Q	Q (yr), SA	M(yr), Q	M(yr), Q	M(yr), Q	M(yr), Q		M(yr), Q	M(yr), Q	Q(yr)	
MW-78-142		X		X							X		M(yr), Q	Q (yr), SA	M(yr), Q	M(yr), Q	M(yr), Q	M(yr), Q		M(yr), Q	M(yr), Q	Q(yr)	
MW-79-058		X		X							X		M(yr), Q	Q (yr), SA	M(yr), Q	M(yr), Q	M(yr), Q	M(yr), Q		M(yr), Q	M(yr), Q	Q(yr)	
MW-79-102		X		X							X		M(yr), Q	Q (yr), SA	M(yr), Q	M(yr), Q	M(yr), Q	M(yr), Q		M(yr), Q	M(yr), Q	Q(yr)	
MW-80-057		X		X				M(Q), Q			X		M(yr), Q	Q (yr), SA	M(yr), Q	M(yr), Q	M(yr), Q	M(yr), Q		M(yr), Q	M(yr), Q	Q(yr)	
MW-80-082		X		X				M(Q), Q			X		M(yr), Q	Q (yr), SA	M(yr), Q	M(yr), Q	M(yr), Q	M(yr), Q		M(yr), Q	M(yr), Q	Q(yr)	
MW-81-043	X				X						X		Q	SA	Q	Q	Q	Q		Q	Q		
MW-81-098	X				X						X		Q	SA	Q	Q	Q	Q		Q	Q		
MW-82-046	X				X						X		Q	SA	Q	Q	Q	Q		Q	Q		
MW-82-112	X				X						X		Q	SA	Q	Q	Q	Q		Q	Q		
MW-82-168	X				X						X		Q	SA	Q	Q	Q	Q		Q	Q		
MW-82-198	X				X						X		Q	SA	Q	Q	Q	Q		Q	Q		
MW-83-090		X									X		SA	SA		A	A				A		
MW-83-180	X										X		SA	SA		A	A				A		
MW-83-225		X									X		SA	SA		A	A				A		
MW-83-245		X									X		SA	SA		A	A				A		
MW-84-057		X									X		SA	SA		A	A				A		
MW-84-095	X										X		SA	SA		A	A				A		
MW-84-132	X										X		SA	SA		A	A				A		
MW-84-193		X									X		SA	SA		A	A				A		
MW-85-129		X									X		SA	SA		A	A				A		
MW-85-217		X									X		SA	SA		A	A				A		

Table 3.1
Groundwater Remedy Phase 1 Monitoring Program Summary
Second Quarter 2026 Quarterly Progress Report
Pacific Gas and Electric Company, Topock Compressor Station, Needles, California

Location ID	Remedy Compliance Monitoring: Outside Plume	Remedy Compliance Monitoring: Inside Plume	Remedy Compliance Monitoring: Surface Water	Process Control Monitoring: Dose Response Wells	Process Control Monitoring: Downgradient Monitoring Wells	Process Control Monitoring: Northern NTH Extraction Wells	Process Control Monitoring: Northern NTH IRZ Extraction Monitoring Wells	Water Level Monitoring	Process Control Monitoring: Carbon Amendment System Monitoring	Former IM-3 Injection Area Monitoring	COPC Monitoring	Domestic Well Sampling	Nitrate/ Nitrite as N	Sulfate	Dissolved Molybdenum	Dissolved Selenium	Other Dissolved Metals[b]	Total Dissolved Solids	Alkalinity	Cations/ Anions
MW-72-080		X									X				A	A				
MW-72BR-200	X																			
MW-73-080		X									X				A	A				
MW-74-240	X										X				A	A				
MW-75-033		X						M(Q),												
MW-75-117	X						X	M(Q), Q												
MW-75-202	X						X	M(Q), Q												
MW-75-267	X						X	M(Q), Q												
MW-75-337	X						X	M(Q), Q												
MW-76-039		X		X				M(Q), Q			X			M(yr), Q	Q	Q		As needed	As needed	As needed
MW-76-156		X		X				M(Q), Q			X			M(yr), Q	Q	Q		As needed	As needed	As needed
MW-76-181		X		X				M(Q), Q			X			M(yr), Q	Q	Q		As needed	As needed	As needed
MW-76-218		X		X							X			M(yr), Q	Q	Q		As needed	As needed	As needed
MW-77-046	X				X			M(Q), Q			X				A	A				
MW-77-102	X				X			M(Q), Q			X				A	A				
MW-77-158	X				X			M(Q), Q			X				A	A				
MW-77-187	X				X			M(Q), Q			X				A	A				
MW-78-070		X		X							X			M(yr), Q	Q	Q		As needed	As needed	As needed
MW-78-142		X		X							X			M(yr), Q	Q	Q		As needed	As needed	As needed
MW-79-058		X		X							X			M(yr), Q	Q	Q		As needed	As needed	As needed
MW-79-102		X		X							X			M(yr), Q	Q	Q		As needed	As needed	As needed
MW-80-057		X		X				M(Q), Q			X			M(yr), Q	Q	Q		As needed	As needed	As needed
MW-80-082		X		X				M(Q), Q			X			M(yr), Q	Q	Q		As needed	As needed	As needed
MW-81-043	X				X						X				A	A				
MW-81-098	X				X						X				A	A				
MW-82-046	X				X						X				A	A				
MW-82-112	X				X						X				A	A				
MW-82-168	X				X						X				A	A				
MW-82-198	X				X						X				A	A				
MW-83-090		X									X				A	A				
MW-83-180	X										X				A	A				
MW-83-225		X									X				A	A				
MW-83-245		X									X				A	A				
MW-84-057		X									X				A	A				
MW-84-095	X										X				A	A				
MW-84-132	X										X				A	A				
MW-84-193		X									X				A	A				
MW-85-129		X									X				A	A				
MW-85-217		X									X				A	A				

Table 3.1
Groundwater Remedy Phase 1 Monitoring Program Summary
Second Quarter 2026 Quarterly Progress Report
Pacific Gas and Electric Company, Topock Compressor Station, Needles, California

Location ID	Remedy Compliance Monitoring: Outside Plume	Remedy Compliance Monitoring: Inside Plume	Remedy Compliance Monitoring: Surface Water	Process Control Monitoring: Dose Response Wells	Process Control Monitoring: Downgradient Monitoring Wells	Process Control Monitoring: Northern NTH Extraction Wells	Process Control Monitoring: Northern NTH IRZ Extraction Monitoring Wells	Water Level Monitoring	Process Control Monitoring: Carbon Amendment System Monitoring	Former IM-3 Injection Area Monitoring	COPC Monitoring	Domestic Well Sampling	Hexavalent Chromium	Total Dissolved Chromium	Total Organic Carbon	Dissolved Arsenic	Dissolved Manganese	Dissolved Iron	Total Iron	Dissolved Barium	Nitrate	Nitrite and Ammonium[a]	Ammonia as N
MW-85-237		X									X		SA	SA		A	A				A		
MW-86-030	X				X			M(Q), Q			X		Q	SA	Q	Q	Q	Q		Q	Q		
MW-86-066	X				X			M(Q), Q			X		Q	SA	Q	Q	Q	Q		Q	Q		
MW-86-120	X				X			M(Q), Q			X		Q	SA	Q	Q	Q	Q		Q	Q		
MW-86-140	X				X			M(Q), Q			X		Q	SA	Q	Q	Q	Q		Q	Q		
MW-87-109	X										X		SA	SA		A	A				A		
MW-87-139	X										X		SA	SA		A	A				A		
MW-87-192	X										X		SA	SA		A	A				A		
MW-87-275	X										X		SA	SA		A	A				A		
MW-88-107		X											SA	SA		A	A						
MW-89-183	X										X		SA	SA		A	A				A		
MW-89-273	X										X		SA	SA		A	A				A		
MW-90-031	X				X						X		Q	SA	Q	Q	Q	Q		Q	Q		
MW-91-045	X										X		SA	SA		A	A				A		
MW-91-120	X										X		SA	SA		A	A				A		
MW-91-170	X										X		SA	SA		A	A				A		
MW-91-320	X										X		SA	SA		A	A				A		
MW-92-037	X										X		SA	SA		A	A				A		
MW-92-072	X										X		SA	SA		A	A				A		
MW-92-102	X										X		SA	SA		A	A				A		
MW-92-122	X										X		SA	SA		A	A				A		
MW-93-050	X												SA	SA		A	A						
MW-93-213	X												SA	SA		A	A						
MW-95-113	X										X		SA	SA		A	A				A		
MW-95-157	X										X		SA	SA		A	A				A		
MW-96-045	X						X	M(Q), Q					Q	SA									
MW-96-217	X						X	M(Q), Q					Q	SA									
MW-97-042							X	M(Q), Q					Q	SA									
MW-97-202							X	M(Q), Q					Q	SA									
MW-98-055		X											SA	SA		A	A						
MW-98-077		X											SA	SA		A	A						
MW-107-041 [g]	X						X	M(Q), Q					Q	Q (yr), SA				Q (yr)					
MW-107-076 [g]	X						X	M(Q), Q					Q	Q (yr), SA				Q (yr)					
OW-01D										X			A	A		A	A			A			
OW-01M										X			A	A		A	A			A			
OW-01S								M(Q), Q		X			A	A		A	A			A			
OW-02D										X			A	A		A	A			A			
OW-02M										X			A	A		A	A			A			
OW-02S								M(Q), Q		X			A	A		A	A			A			

Table 3.1
Groundwater Remedy Phase 1 Monitoring Program Summary
Second Quarter 2026 Quarterly Progress Report
Pacific Gas and Electric Company, Topock Compressor Station, Needles, California

Location ID	Remedy Compliance Monitoring: Outside Plume	Remedy Compliance Monitoring: Inside Plume	Remedy Compliance Monitoring: Surface Water	Process Control Monitoring: Dose Response Wells	Process Control Monitoring: Downgradient Monitoring Wells	Process Control Monitoring: Northern NTH Extraction Wells	Process Control Monitoring: Northern NTH IRZ Extraction Monitoring Wells	Water Level Monitoring	Process Control Monitoring: Carbon Amendment System Monitoring	Former IM-3 Injection Area Monitoring	COPC Monitoring	Domestic Well Sampling	Nitrate/ Nitrite as N	Sulfate	Dissolved Molybdenum	Dissolved Selenium	Other Dissolved Metals[b]	Total Dissolved Solids	Alkalinity	Cations/ Anions
MW-85-237		X									X				A	A				
MW-86-030	X				X			M(Q), Q			X				A	A				
MW-86-066	X				X			M(Q), Q			X				A	A				
MW-86-120	X				X			M(Q), Q			X				A	A				
MW-86-140	X				X			M(Q), Q			X				A	A				
MW-87-109	X										X				A	A				
MW-87-139	X										X				A	A				
MW-87-192	X										X				A	A				
MW-87-275	X										X				A	A				
MW-88-107		X																		
MW-89-183	X										X				A	A				
MW-89-273	X										X				A	A				
MW-90-031	X				X						X				A	A				
MW-91-045	X										X				A	A				
MW-91-120	X										X				A	A				
MW-91-170	X										X				A	A				
MW-91-320	X										X				A	A				
MW-92-037	X										X				A	A				
MW-92-072	X										X				A	A				
MW-92-102	X										X				A	A				
MW-92-122	X										X				A	A				
MW-93-050	X																			
MW-93-213	X																			
MW-95-113	X										X				A	A				
MW-95-157	X										X				A	A				
MW-96-045	X						X	M(Q), Q												
MW-96-217	X						X	M(Q), Q												
MW-97-042							X	M(Q), Q												
MW-97-202							X	M(Q), Q												
MW-98-055		X																		
MW-98-077		X																		
MW-107-041[g]	X						X	M(Q), Q										Q (yr)		
MW-107-076[g]	X						X	M(Q), Q										Q (yr)		
OW-01D										X			A	A	A	A	A	A	A	A[c]
OW-01M										X			A	A	A	A	A	A	A	A[c]
OW-01S								M(Q), Q		X			A	A	A	A	A	A	A	A[c]
OW-02D										X			A	A	A	A	A	A	A	A[c]
OW-02M										X			A	A	A	A	A	A	A	A[c]
OW-02S								M(Q), Q		X			A	A	A	A	A	A	A	A[c]

Table 3.1
Groundwater Remedy Phase 1 Monitoring Program Summary
Second Quarter 2026 Quarterly Progress Report
Pacific Gas and Electric Company, Topock Compressor Station, Needles, California

Location ID	Remedy Compliance Monitoring: Outside Plume	Remedy Compliance Monitoring: Inside Plume	Remedy Compliance Monitoring: Surface Water	Process Control Monitoring: Dose Response Wells	Process Control Monitoring: Downgradient Monitoring Wells	Process Control Monitoring: Northern NTH Extraction Wells	Process Control Monitoring: Northern NTH IRZ Extraction Monitoring Wells	Water Level Monitoring	Process Control Monitoring: Carbon Amendment System Monitoring	Former IM-3 Injection Area Monitoring	COPC Monitoring	Domestic Well Sampling	Hexavalent Chromium	Total Dissolved Chromium	Total Organic Carbon	Dissolved Arsenic	Dissolved Manganese	Dissolved Iron	Total Iron	Dissolved Barium	Nitrate	Nitrite and Ammonium[a]	Ammonia as N
OW-05D								M(Q), Q		X			A	A		A	A			A			
OW-05M								M(Q), Q		X			A	A		A	A			A			
OW-05S								M(Q), Q		X			A	A		A	A			A			
PGE-07BR	X												SA	SA		A	A						
PGE-08	X												SA	SA		A	A						
PT5D		X			X			M(Q), Q			X		Q	SA	Q	Q	Q	Q		Q	Q		
PT5M	X				X						X		Q	SA	Q	Q	Q	Q		Q	Q		
PT5S	X				X						X		Q	SA	Q	Q	Q	Q		Q	Q		
PT8D		X											SA	SA		A	A						
PT9D		X									X		SA	SA		A	A				A		
PT9M		X									X		SA	SA		A	A				A		
PT9S		X									X		SA	SA		A	A				A		
R-19			X								X		Q	SA		Q	Q				A		
R-28			X								X		Q	SA		Q	Q				A		
R-63			X								X		Q	SA		Q	Q				A		
RRB			X					M(Q), Q			X		Q	SA		Q	Q				A		
SW1			X								X		Q	SA		Q	Q				A		
SW2			X								X		Q	SA		Q	Q				A		
TW-01		X									X		SA	SA		A	A				SA		
TW-02D		X		X							X		M(yr), Q	Q (yr), SA	M(yr), Q	M(yr), Q	M(yr), Q	M(yr), Q		M(yr), Q	M(yr), Q	Q(yr)	
TW-02S		X		X							X		M(yr), Q	Q (yr), SA	M(yr), Q	M(yr), Q	M(yr), Q	M(yr), Q		M(yr), Q	M(yr), Q	Q(yr)	
TW-03D		X		X							X		M(yr), Q	Q (yr), SA	M(yr), Q	M(yr), Q	M(yr), Q	M(yr), Q		M(yr), Q	M(yr), Q	Q(yr)	
TW-04	X						X						Q	SA									
TW-05	X												SA	SA		A	A						
PM-03												X	B	B		B	B	B			B		B
PM-04												X	B	B		B	B	B			B		B
Marina-1												X	B	B		B	B	B			B		B
MTS-1												X	B	B		B	B	B			B		B
MTS-2												X	B	B		B	B	B			B		B
Topock-2												X	B	B		B	B	B			B		B
Topock-3												X	B	B		B	B	B			B		B
CAB_MIXER_606									X						M(Q), SA[e]								
CAB_MIXER_607									X						M(Q), SA[e]								

Table 3.1
Groundwater Remedy Phase 1 Monitoring Program Summary
Second Quarter 2026 Quarterly Progress Report
Pacific Gas and Electric Company, Topock Compressor Station, Needles, California

Location ID	Remedy Compliance Monitoring: Outside Plume	Remedy Compliance Monitoring: Inside Plume	Remedy Compliance Monitoring: Surface Water	Process Control Monitoring: Dose Response Wells	Process Control Monitoring: Downgradient Monitoring Wells	Process Control Monitoring: Northern NTH Extraction Wells	Process Control Monitoring: Northern NTH IRZ Extraction Monitoring Wells	Water Level Monitoring	Process Control Monitoring: Carbon Amendment System Monitoring	Former IM-3 Injection Area Monitoring	COPC Monitoring	Domestic Well Sampling	Nitrate/ Nitrite as N	Sulfate	Dissolved Molybdenum	Dissolved Selenium	Other Dissolved Metals[b]	Total Dissolved Solids	Alkalinity	Cations/ Anions
OW-05D								M(Q), Q		X			A	A	A	A	A	A	A	A[c]
OW-05M								M(Q), Q		X			A	A	A	A	A	A	A	A[c]
OW-05S								M(Q), Q		X			A	A	A	A	A	A	A	A[c]
PGE-07BR	X																			
PGE-08	X																			
PT5D		X			X			M(Q), Q			X				A	A				
PT5M	X				X						X				A	A				
PT5S	X				X						X				A	A				
PT8D		X																		
PT9D		X									X				A	A				
PT9M		X									X				A	A				
PT9S		X									X				A	A				
R-19			X								X				A	A				
R-28			X								X				A	A				
R-63			X								X				A	A				
RRB			X					M(Q), Q			X				A	A				
SW1			X								X				A	A				
SW2			X								X				A	A				
TW-01		X									X				SA	SA				
TW-02D		X		X							X			M(yr), Q	Q	Q		As needed	As needed	As needed
TW-02S		X		X							X			M(yr), Q	Q	Q		As needed	As needed	As needed
TW-03D		X		X							X			M(yr), Q	Q	Q		As needed	As needed	As needed
TW-04	X						X													
TW-05	X																			
PM-03												X		B	B	B		B	B	B[d]
PM-04												X		B	B	B		B	B	B[d]
Marina-1												X		B	B	B		B	B	B[d]
MTS-1												X		B	B	B		B	B	B[d]
MTS-2												X		B	B	B		B	B	B[d]
Topock-2												X		B	B	B		B	B	B[d]
Topock-3												X		B	B	B		B	B	B[d]
CAB_MIXER_606									X											
CAB_MIXER_607									X											

Table 3.1
Groundwater Remedy Phase 1 Monitoring Program Summary
Second Quarter 2026 Quarterly Progress Report
Pacific Gas and Electric Company, Topock Compressor Station, Needles, California

Notes:

[a] Ammonium and nitrite will be monitored for the first year. If not detected within the first year of monitoring, sampling for these analytes will be discontinued. If increases in ammonium or nitrite concentrations are detected in dose response wells, recommendations for continued sampling and potential expansion of the monitoring network for these analytes will be provided.

[b] Other dissolved metals: boron, calcium, magnesium, potassium, sodium, and vanadium.

[c] Chloride and fluoride.

[d] Dissolved calcium, dissolved magnesium, dissolved potassium, dissolved sodium, chloride, and fluoride.

[e] Samples are collected biweekly (one time every 2 weeks) until the system operations are verified. The sampling frequency is reduced to semiannual thereafter.

[f] MW-58-115, MW-58-205, MW-64-150, MW-64-205, MW-64-260: FLUTe™ equipment was removed from the wells and these depth intervals are no longer sampled. MW-58BR and MW-64BR are currently sampled as part of the Groundwater Remedy Phase 1 Monitoring Program.

[g] Monitoring wells MW-107-041 and MW-107-076 were installed in November 2025 and are not included in the Sampling and Monitoring Plan of the Basis of Design Report/Final (100%) Design Submittal for the Final Groundwater Remedy (CH2M Hill 2015). The monitoring wells are being monitored in accordance with the Northern Shallow Floodplain Monitoring Well Installation Work Plan (Arcadis 2025).

Acronyms and Abbreviations:

X(X): frequency for the first year or quarter; frequency reduction to be considered thereafter
A = annually
Arcadis = Arcadis U.S., Inc.
B = biennially (every 2 years)
CH2M Hill = CH2M Hill, Inc.
COPC = constituent of potential concern
ID = identification
IM-3 = Interim Measure No. 3
IRZ = In Situ Reactive Zone
M = monthly
N = nitrogen
NTH = National Trails Highway
Q = quarterly
SA = semiannually
yr = yearly

References:

Arcadis. 2025. Northern Shallow Floodplain Monitoring Well Installation Work Plan, Revision 1. Topock Compressor Station, Needles, California. August 1.
CH2M Hill. 2015. Basis of Design Report/Final (100%) Design Submittal for the Final Groundwater Remedy, PG&E Topock Compressor Station, Needles, California. November.

Table 3.2
Remedy Well Construction Details
Second Quarter 2026 Quarterly Progress Report
Pacific Gas and Electric Company, Topock Compressor Station, Needles, California

Well ID	Well Type	Easting (NAD83)	Northing (NAD83)	Drilling Method	Completion Date	Boring Depth (feet bgs)	Screen Type	Upper Screen Interval 1 (feet bgs) Start	Upper Screen Interval 1 (feet bgs) End	Upper Middle Screen Interval 2 (feet bgs) Start	Upper Middle Screen Interval 2 (feet bgs) End	Lower Screen Interval 4 (feet bgs) Start	Lower Screen Interval 4 (feet bgs) End	Sump Interval (feet bgs) Start	Sump Interval (feet bgs) End	Boring Diameter (inches; range if variable)	Well Casing Diameter (inches)	Well Casing Material
IRZ-9	Extraction	7615565.51	2103560.78	Dual Rotary	9/2/2020	107.6	Single	55.0	99.8	–	–	--	–	99.8	105.4	15.625 - 18	10	SDR17 PVC
IRZ-13S	Extraction	7615711.28	2103302.8	Dual Rotary	7/24/2020	103.6	Single	53.0	95.8	–	–	--	–	95.8	101.6	18	10	SDR17 PVC
IRZ-13D	Extraction	7615707.68	2103310.2	Dual Rotary	7/11/2020	227.7	Single	--	--	–	–	160.4	210.2	210.2	215.8	15.625 - 18	10	SDR17 PVC
IRZ-23	Extraction	7615826.01	2102535.62	Dual Rotary	6/30/2019	150.4	Single	--	--	–	–	92.1	142.0	142.0	147.4	17.5 - 24	10	SDR17 PVC
IRZ-15	Injection	7615772.94	2103152.1	Dual Rotary	1/16/2020	232.6	Dual	30.0	55.3	–	–	150.3	200.2	200.2	205.9	15.5 - 18	10	SDR17 PVC
IRZ-16	Injection	7615823.34	2103042.34	Dual Rotary	12/11/2019	194.5	Dual	27.0	54.9	–	–	155.0	186.8	186.8	192.5	16 - 18	10	SDR17 PVC
IRZ-17	Injection	7615870.94	2103001.18	Dual Rotary	11/19/2019	192.0	Dual	36.2	57.1	–	–	137.2	167.1	167.1	172.8	16 - 18	10	SDR17 PVC
IRZ-18	Injection	7615808.45	2102885.15	Dual Rotary	8/11/2020	193.9	Dual	41.7	59.6	–	–	155.0	181.8	181.8	187.4	16 - 18	10	SDR17 PVC
IRZ-20	Injection	7615813.89	2102761.96	Dual Rotary	4/23/2019	188.1	Dual	49	71	–	–	136.0	155	155.0	160.0	18 - 24	10	SDR17 PVC
IRZ-21	Injection	7615817.31	2102689.08	Dual Rotary	6/15/2019	166.5	Dual	47.4	65.4	–	–	140.4	157.3	157.3	163.0	18 - 24	10	SDR17 PVC
IRZ-25	Injection	7615824.68	2102414.88	Dual Rotary	5/29/2019	174.0	Triple[a]	50.1	67.1	77.1	100	135.0	166	166.0	171.6	15.5 - 18	10	SDR17 PVC
IRZ-27	Injection	7615803.46	2102237.25	Dual Rotary	2/7/2020	144.3	Triple[a]	52	67	77	99.9	114.9	136.8	136.8	142.3	16 - 18	10	SDR17 PVC
IRZ-29	Injection	7615788.78	2102085.65	Dual Rotary	2/22/2020	128.5	Dual	48.2	77	–	–	92.1	120.9	120.9	126.3	15.5 - 18	10	SDR17 PVC
IRZ-31	Injection	7615789.12	2101940.52	Dual Rotary	3/7/2020	128.8	Dual	48.2	77.1	–	–	92.1	121	121.0	126.8	16 - 18	10	SDR17 PVC
IRZ-33	Injection	7615828.03	2101792.54	Dual Rotary	3/22/2020	119.5	Dual[b]	51.4	77.3	–	–	87.2	111	111.0	116.6	16 - 18	10	SDR17 PVC
IRZ-35	Injection	7615918.00	2101643.44	Dual Rotary	3/29/2020	97.0	Single	53.1	88.0	–	–	--	–	88.0	93.8	18	10	SDR17 PVC
IRZ-37	Injection	7616004.52	2101556.06	Dual Rotary	2/4/2020	82.0	Single	49.0	74.0	–	–	--	–	74.0	79.8	12	8	SDR17 PVC
IRZ-39	Injection	7616112.16	2101376.07	Dual Rotary	10/23/2019	47.0	Single	28.0	39.0	–	–	--	–	39.0	44.7	8 - 12	8	SDR17 PVC
PTI-1D	Pilot Test Well	7616062.32	2102649.29	Sonic	1/26/2006	137.0	Single	95.0	105.0	–	–	--	–	–	–	10	4	Sch 80 PVC

Notes:

[a] At triple-screened wells IRZ-25 and IRZ-27, well intervals can only be packered off to operate as two discrete intervals (e.g., by combining the upper and middle screens, by combining the middle and lower screens).

[b] At IRZ-33, the dual screens were separated by only filter pack and no bentonite.

Acronyms and Abbreviations:

– = not applicable
bgs = below ground surface
ID = identification
NAD83 = North American Datum of 1983
PVC = polyvinyl chloride
Sch 80 = Schedule 80
SS = stainless steel

Table 3.2
Remedy Well Construction Details
Second Quarter 2026 Quarterly Progress Report
Pacific Gas and Electric Company, Topock Compressor Station, Needles, California

Well ID	Well Type	Easting (NAD83)	Northing (NAD83)	Drilling Method	Screen Material	Upper Bentonite Seal Depth (range; feet bgs)	Upper Well Screen Slot Size (inches)	Upper Sand Pack Material	Upper Middle Bentonite Seal Depth (range; feet bgs)	Upper Middle Well Screen Slot Size (inches)	Upper Middle Sand Pack Material	Lower Bentonite Seal Depth (range; feet bgs)	Lower Well Screen Slot Size (inches)	Lower Sand Pack Material
IRZ-9	Extraction	7615565.51	2103560.78	Dual Rotary	316L SS Wire	41.7 - 44	0.05	#6	--	–	–	--	–	–
IRZ-13S	Extraction	7615711.28	2103302.8	Dual Rotary	316L SS Wire	40.4 - 42.1	0.05	#6	--	–	–	--	–	–
IRZ-13D	Extraction	7615707.68	2103310.2	Dual Rotary	316L SS Wire	146.7 - 148.8	0.01	#0/30	--	–	–	--	–	–
IRZ-23	Extraction	7615826.01	2102535.62	Dual Rotary	316L SS Wire	–	–	--	--	–	–	66.5 - 68.6	0.01	#0/30
IRZ-15	Injection	7615772.94	2103152.1	Dual Rotary	316L SS Wire	–	0.025	#2/16	--	–	–	59.8 - 140.9	0.030	#2/12
IRZ-16	Injection	7615823.34	2103042.34	Dual Rotary	316L SS Wire	–	0.02	#1	--	–	–	59.0 - 146.0	0.015	#1/20
IRZ-17	Injection	7615870.94	2103001.18	Dual Rotary	316L SS Wire	25.5 - 26.9	0.50	#8	--	–	–	61.3 - 128.2	0.015	#1/20
IRZ-18	Injection	7615808.45	2102885.15	Dual Rotary	316L SS Wire	–	0.01	#0/30	--	–	–	63.9 - 133.8	0.018	#1/20
IRZ-20	Injection	7615813.89	2102761.96	Dual Rotary	316L SS Wire	34.5 - 37.2	0.02	#1	--	–	–	75.4 - 125.6	0.02	#1
IRZ-21	Injection	7615817.31	2102689.08	Dual Rotary	316L SS Wire	35.2 - 36.7	0.025	#2/16	--	–	–	70.2 - 132.1	0.015	#1/20
IRZ-25	Injection	7615824.68	2102414.88	Dual Rotary	316L SS Wire	31.1 - 35.1	0.01	#0/30	69 - 74	0.03	#3	103.8 - 126	0.01	#0/30
IRZ-27	Injection	7615803.46	2102237.25	Dual Rotary	316L SS Wire	–	0.01	#0/30	69.1 - 72.9	0.02	#2/16	104 - 108.3	0.008	#0/60
IRZ-29	Injection	7615788.78	2102085.65	Dual Rotary	316L SS Wire	–	0.01	#0/30	--	–	–	80.4 - 85.9	0.01	#0/30
IRZ-31	Injection	7615789.12	2101940.52	Dual Rotary	316L SS Wire	–	0.01	#0/30	--	–	–	79.9 - 85.5	0.008	#0/60
IRZ-33	Injection	7615828.03	2101792.54	Dual Rotary	316L SS Wire	–	0.01	#0/30	--	–	–	--	0.01	#0/30
IRZ-35	Injection	7615918.00	2101643.44	Dual Rotary	316L SS Wire	–	0.01	#0/30	--	–	–	--	–	–
IRZ-37	Injection	7616004.52	2101556.06	Dual Rotary	316L SS Wire	–	0.01	#0/60	--	–	–	--	–	–
IRZ-39	Injection	7616112.16	2101376.07	Dual Rotary	316L SS Wire	–	0.008	#0/60	--	–	–	--	–	–
PTI-1D	Pilot Test Well	7616062.32	2102649.29	Sonic	SS	87.0 - 92.0	–	#0/30	--	–	–	--	–	–

Notes:

[a] At triple-screened wells IRZ-25 and IRZ-27, well intervals can only be packered off to operate as two discrete intervals (e.g., by combining the upper and middle screens, by combining the middle and lower screens).

[b] At IRZ-33, the dual screens were separated by only filter pack and no bentonite.

Acronyms and Abbreviations:

– = not applicable
bgs = below ground surface
ID = identification
NAD83 = North American Datum of 1983
PVC = polyvinyl chloride
Sch 80 = Schedule 80
SS = stainless steel

Table 3.3
Monitoring Well Construction Details
Second Quarter 2026 Quarterly Progress Report
Pacific Gas and Electric Company, Topock Compressor Station, Needles, California

Location ID	Location Type	Layer 1	Layer 2	Layer 3	Layer 4	Layer 5	Other Layer	Top of Casing Elevation (feet)	Depth of Well (feet bgs)	Top of Screen (feet bgs)	Bottom of Screen (feet bgs)	Diameter of Well (inches)
C-BNS	SW	–	–	–	–	–	–	–	--	–	–	–
C-CON	SW	–	–	–	–	–	–	–	–	–	–	–
C-I-3	SW	–	–	–	–	–	–	–	–	–	–	–
C-MAR	SW	–	–	–	–	–	–	–	–	–	–	–
C-NR1	SW	–	--	–	--	–	–	–	–	–	–	–
C-NR3	SW	–	--	–	--	–	–	–	–	–	–	–
C-NR4	SW	–	–	–	--	–	–	–	–	–	–	–
C-R22A	SW	–	–	–	--	–	–	–	–	–	–	–
C-R27	SW	–	–	–	--	–	–	–	--	–	–	–
C-TAZ	SW	–	–	–	–	–	–	–	–	–	–	–
R-19	SW	–	–	–	–	–	–	–	--	–	–	–
R-28	SW	–	–	–	–	–	–	–	--	–	–	–
R63	SW	–	–	–	–	–	–	–	--	–	–	–
RRB	SW	–	–	–	–	–	–	–	--	–	–	–
SW1	SW	–	–	–	–	–	–	–	--	–	–	–
SW2	SW	–	–	–	–	–	–	–	--	–	–	–
TW-01	MW	X	X	X	--	–	–	620.41	271.0	169.0	269.0	5
TW-02D	MW	–	–	X	X	–	–	492.92	150.0	113.0	148.0	6
TW-02S	MW	X	X	–	--	–	–	499.05	97.5	42.5	92.5	6
TW-03D	MW	–	–	X	X	–	–	498.09	156.0	111.0	156.0	8
TW-04	MW	–	–	–	--	X	Layer 6	484.11	255.0	210.0	250.0	4
TW-05	MW	–	–	X	X	–	–	496.30	155.0	110.0	150.0	4
CW-01D	MW	–	–	–	X	X	–	566.46	300.2	250.0	300.0	2
CW-01M	MW	–	X	X	--	–	–	566.07	190.0	140.0	190.0	2
CW-02D	MW	–	–	–	--	X	Layer 6	549.43	355.0	285.0	335.0	2
CW-02M	MW	–	–	X	X	–	–	549.45	208.3	152.0	202.0	2
CW-03D	MW	–	–	–	--	X	Layer 6	534.14	340.0	270.0	320.0	2
CW-03M	MW	–	–	X	X	–	–	534.10	222.0	172.0	222.0	2
CW-04D	MW	–	–	–	--	X	Layer 6	518.55	303.0	233.0	283.0	2
CW-04M	MW	–	–	X	X	–	–	518.55	169.8	119.5	169.5	2
HNWR-1A	MW	–	X	X	X	–	–	467.69	400.0	63.0	133.0	–
MW-09	MW	X	–	–	--	–	–	536.43	89.4	77.0	87.0	4
MW-10	MW	X	–	–	--	–	–	530.83	94.5	74.0	94.0	4
MW-10D	MW	–	X	–	--	–	–	531.54	125.5	108.1	123.1	2
MW-11	MW	X	–	–	--	–	–	521.54	86.1	62.5	82.5	4
MW-11D	MW	–	X	X	--	–	–	522.56	132.4	110.0	130.0	2
MW-12	MW	X	–	–	--	–	–	483.91	50.4	27.5	47.5	4
MW-13	MW	X	–	–	--	–	–	486.67	52.0	28.5	48.5	4
MW-14	MW	X	–	–	--	–	–	570.88	133.8	111.0	131.0	4
MW-15	MW	X	–	–	--	–	–	641.39	203.0	180.5	200.5	4
MW-19	MW	X	–	–	--	–	–	499.79	65.8	46.0	66.0	4
MW-20-070	MW	X	–	–	--	–	–	499.04	69.6	50.0	70.0	4
MW-20-100	MW	–	X	–	--	–	–	498.32	101.4	89.5	99.5	4
MW-20-130	MW	–	–	X	--	–	–	498.59	132.3	121.0	131.0	4
MW-21	MW	X	–	–	--	–	–	505.55	58.5	39.0	59.0	4
MW-22	MW	X	–	–	--	–	–	459.45	12.4	5.5	10.5	2
MW-23-060	MW	X	–	–	--	–	–	504.04	60.2	50.0	60.0	2
MW-23-080	MW	X	X	–	--	–	–	504.10	80.8	75.0	80.0	2
MW-24A	MW	X	–	–	--	–	–	567.16	127.5	104.0	124.0	4

Table 3.3
Monitoring Well Construction Details
Second Quarter 2026 Quarterly Progress Report
Pacific Gas and Electric Company, Topock Compressor Station, Needles, California

Location ID	Location Type	Layer 1	Layer 2	Layer 3	Layer 4	Layer 5	Other Layer	Top of Casing Elevation (feet)	Depth of Well (feet bgs)	Top of Screen (feet bgs)	Bottom of Screen (feet bgs)	Diameter of Well (inches)
MW-24B	MW	–	–	X	--	–	–	564.76	214.8	193.0	213.0	4
MW-24BR	MW	–	–	–	--	–	Layers 7, 8	564.09	441.0	378.0	437.0	4
MW-25	MW	X	–	–	--	–	–	542.82	106.5	84.5	104.5	4
MW-26	MW	X	–	–	--	–	–	502.22	70.1	51.5	71.5	2
MW-27-020	MW	X	–	–	--	–	–	460.56	17.0	7.0	17.0	2
MW-27-060	MW	–	X	–	--	–	–	461.38	59.0	47.3	57.3	2
MW-27-085	MW	–	–	X	--	–	–	460.99	92.0	77.5	87.5	2
MW-28-025	MW	X	–	–	--	–	–	466.77	21.1	13.0	23.0	2
MW-28-090	MW	–	–	X	--	–	–	467.53	98.4	70.0	90.0	2
MW-29	MW	X	–	–	--	–	–	485.21	41.5	29.5	39.5	2
MW-30-030	MW	X	–	–	--	–	–	468.12	32.0	12.0	32.0	2
MW-30-030R	MW	X	–	–	--	–	–	466.54	32.4	12.0	32.0	4
MW-30-050	MW	X	X	–	--	–	–	466.36	52.6	40.0	50.0	4
MW-31-060	MW	X	–	–	--	–	–	494.71	64.0	41.5	61.5	4
MW-31-135	MW	–	–	X	--	–	–	495.27	135.5	113.0	133.0	2
MW-32-020	MW	X	–	–	--	–	–	461.51	19.6	10.0	20.0	2
MW-32-035	MW	X	–	–	--	–	–	461.63	37.2	27.5	35.0	4
MW-33-040	MW	X	–	–	--	–	–	487.38	41.8	29.0	39.0	2
MW-33-090	MW	–	X	X	--	–	–	487.55	88.3	69.0	89.0	4
MW-33-150	MW	–	–	X	X	–	–	487.77	155.4	132.0	152.0	2
MW-33-210	MW	–	–	–	--	X	–	487.25	223.0	190.0	210.0	2
MW-34-055	MW	–	X	–	--	–	–	460.95	56.6	45.0	55.0	4
MW-34-080	MW	–	–	X	--	–	–	461.20	84.3	73.0	83.0	4
MW-34-100	MW	–	–	X	--	–	–	460.95	117.0	89.5	99.5	2
MW-35-060	MW	X	X	–	--	–	–	482.06	56.8	41.0	61.0	2
MW-35-135	MW	–	–	X	X	–	–	481.72	158.7	116.0	136.0	2
MW-36-020	MW	X	–	–	--	–	–	469.33	20.3	10.0	20.0	1
MW-36-040	MW	X	–	–	--	–	–	469.59	40.3	30.0	40.0	1
MW-36-050	MW	–	X	–	--	–	–	469.62	108.0	46.0	51.0	1
MW-36-070	MW	–	X	X	--	–	–	469.27	70.3	60.0	70.0	1
MW-36-090	MW	–	–	X	--	–	–	469.64	90.3	80.0	90.0	1
MW-36-100	MW	–	–	X	--	–	–	469.65	108.0	88.0	98.0	2
MW-37D	MW	–	–	–	X	X	–	486.19	226.7	180.0	200.0	2
MW-37S	MW	–	X	–	--	–	–	485.97	85.0	64.0	84.0	2
MW-38D	MW	–	–	X	X	–	–	526.02	190.9	163.0	183.0	2
MW-38S	MW	X	–	–	--	–	–	524.98	98.1	75.0	95.0	2
MW-39-040	MW	X	–	–	--	–	–	468.03	42.1	30.0	40.0	1
MW-39-050	MW	–	X	–	--	–	–	467.93	54.6	45.0	50.0	1
MW-39-060	MW	–	X	–	--	–	–	468.03	66.3	49.0	59.0	1
MW-39-070	MW	–	X	X	--	–	–	468.02	71.7	60.0	70.0	1
MW-39-080	MW	–	–	X	--	–	–	467.92	82.6	70.0	80.0	1
MW-39-100	MW	–	–	X	--	–	–	468.01	117.7	80.0	100.0	2
MW-40D	MW	–	–	–	X	–	–	566.08	266.0	240.0	260.0	2
MW-40S	MW	X	–	–	--	–	–	566.04	134.0	115.0	135.0	2
MW-41D	MW	–	–	–	--	–	Layers 6, 7	479.42	311.5	271.0	291.0	2
MW-41M	MW	–	–	–	X	X	–	479.84	190.0	170.0	190.0	2
MW-41S	MW	X	X	–	--	–	–	479.97	60.0	40.0	60.0	2
MW-42-030	MW	X	–	–	--	–	–	463.74	30.1	9.8	29.8	2
MW-42-055	MW	–	X	–	--	–	–	463.85	52.8	42.5	52.5	2

Table 3.3
Monitoring Well Construction Details
Second Quarter 2026 Quarterly Progress Report
Pacific Gas and Electric Company, Topock Compressor Station, Needles, California

Location ID	Location Type	Layer 1	Layer 2	Layer 3	Layer 4	Layer 5	Other Layer	Top of Casing Elevation (feet)	Depth of Well (feet bgs)	Top of Screen (feet bgs)	Bottom of Screen (feet bgs)	Diameter of Well (inches)
MW-42-065	MW	–	X	X	--	–	–	463.28	80.0	56.2	66.2	2
MW-43-025	MW	X	–	–	--	–	–	462.54	25.0	15.0	25.0	2
MW-43-075	MW	–	–	X	--	–	–	462.71	75.0	65.0	75.0	2
MW-43-090	MW	–	–	X	--	–	–	462.66	97.0	80.0	90.0	2
MW-44-070	MW	–	X	–	--	–	–	471.90	71.0	61.0	71.0	2
MW-44-115	MW	–	–	X	--	–	–	472.01	113.5	105.0	115.0	2
MW-44-125	MW	–	–	X	X	–	–	472.04	128.8	116.0	125.0	2
MW-45-095a	MW	–	–	X	--	–	–	468.37	97.0	83.0	93.0	2
MW-46-175	MW	–	–	–	X	–	–	482.16	175.5	165.0	175.0	2
MW-46-205	MW	–	–	–	--	X	–	482.18	206.5	196.5	206.5	2
MW-47-055	MW	X	–	–	--	–	–	483.83	55.0	45.0	55.0	2
MW-47-115	MW	–	–	X	--	–	–	484.10	115.0	105.0	115.0	2
MW-48	MW	–	–	X	--	–	–	486.22	138.0	124.0	134.0	2
MW-49-135	MW	–	–	X	--	–	–	484.02	135.0	125.0	135.0	1.5
MW-49-275	MW	–	–	–	--	–	Layer 6	483.95	274.7	255.0	275.0	2
MW-49-365	MW	–	–	–	--	–	Layer 8	484.01	367.4	346.0	366.0	2
MW-50-095	MW	–	X	–	--	–	–	496.49	95.0	85.0	95.0	2
MW-50-200	MW	–	–	–	X	X	–	496.35	204.5	190.0	200.0	2
MW-51	MW	–	X	X	--	–	–	501.56	113.3	97.0	112.0	4
MW-52D	MW	–	–	X	--	–	–	462.16	89.5	85.0	87.0	0.75
MW-52M	MW	–	–	X	--	–	–	462.16	70.5	66.0	68.0	0.75
MW-52S	MW	–	X	–	--	–	–	462.16	51.5	47.0	49.0	0.75
MW-53D	MW	–	–	–	X	–	–	461.32	125.0	123.5	125.0	0.75
MW-53M	MW	–	–	X	--	–	–	461.32	125.0	98.5	100.0	0.75
MW-53S	MW	X	–	–	--	–	–	461.32	125.0	28.5	30.0	0.75
MW-54-085	MW	–	–	X	--	–	–	465.97	93.2	77.0	87.0	2
MW-54-140	MW	–	–	–	X	–	–	465.85	138.0	128.0	138.0	2
MW-54-195	MW	–	–	–	--	X	–	466.17	195.0	185.0	195.0	2
MW-55-045	MW	X	X	–	--	–	–	465.66	54.1	37.0	47.0	2
MW-55-120	MW	–	–	X	X	–	–	465.46	120.3	108.0	118.0	2
MW-56D	MW	–	–	X	--	–	–	461.36	105.5	103.5	105.5	0.75
MW-56M	MW	–	–	X	--	–	–	461.36	105.5	73.5	75.5	0.75
MW-56S	MW	X	–	–	--	–	–	461.36	105.5	33.5	35.5	0.75
MW-57-050	MW	X	–	–	--	–	–	508.77	50.0	40.0	50.0	2
MW-57-070	MW	X	–	–	--	–	–	509.37	70.0	55.0	70.0	2
MW-57-185	MW	X	X	X	X	–	–	508.64	184.7	70.0	184.0	4
MW-58-065	MW	X	–	–	--	–	–	523.26	66.0	54.0	64.0	2
MW-58-115	MW	X	X	–	--	–	–	524.44	115.0	95.0	115.0	0
MW-58-205	MW	–	–	X	X	–	–	524.42	206.0	160.0	206.0	0
MW-59-100	MW	X	–	–	--	–	–	538.47	101.0	86.0	101.0	2
MW-60-125	MW	X	–	–	--	–	–	555.47	122.5	103.0	123.0	2
MW-61-110	MW	X	–	–	--	–	–	543.94	112.5	92.0	112.0	2
MW-62-065	MW	X	–	–	--	–	–	503.56	67.4	44.5	64.5	2
MW-62-110	MW	–	X	X	--	–	–	504.05	110.0	85.0	110.0	0
MW-62-190	MW	–	–	–	X	–	–	504.05	190.0	155.0	192.0	0
MW-63-065	MW	X	–	–	--	–	–	504.42	65.6	46.0	66.0	2
MW-64-150	MW	X	–	–	--	–	–	575.90	150.0	120.0	150.0	0
MW-64-205	MW	–	–	X	--	–	–	575.92	205.0	175.0	205.0	0
MW-64-260	MW	–	–	–	X	–	–	575.90	260.0	230.0	260.0	0

Table 3.3
Monitoring Well Construction Details
Second Quarter 2026 Quarterly Progress Report
Pacific Gas and Electric Company, Topock Compressor Station, Needles, California

Location ID	Location Type	Layer 1	Layer 2	Layer 3	Layer 4	Layer 5	Other Layer	Top of Casing Elevation (feet)	Depth of Well (feet bgs)	Top of Screen (feet bgs)	Bottom of Screen (feet bgs)	Diameter of Well (inches)
MW-65-160	MW	X	–	–	--	–	–	596.59	160.1	150.0	160.0	2
MW-65-225	MW	–	–	X	--	–	–	596.58	225.1	215.0	225.0	2
MW-66-165	MW	X	X	–	--	–	–	586.13	162.1	142.0	162.0	2
MW-66-230	MW	–	–	X	--	–	–	586.19	228.1	218.0	228.0	2
MW-67-185	MW	X	–	–	--	–	–	625.91	186.7	177.0	187.0	2
MW-67-225	MW	–	X	–	--	–	–	625.80	225.0	210.0	225.0	2
MW-67-260	MW	–	–	X	--	–	–	625.77	260.0	250.0	260.0	2
MW-68-180	MW	X	–	–	--	–	–	621.17	180.1	165.0	180.0	2
MW-68-240	MW	–	X	X	--	–	–	621.06	240.1	220.0	240.0	2
MW-69-195	MW	X	–	–	--	–	–	631.36	195.5	176.0	196.0	2
MW-70-105	MW	X	–	–	--	–	–	538.17	107.8	85.0	105.0	2
MW-70BR-287	MW	–	–	–	--	X	–	538.41	287.0	240.0	287.0	5.5
MW-71-035	MW	X	–	–	--	–	–	483.69	36.2	26.0	36.0	2
MW-72-080	MW	X	–	–	--	–	–	513.32	80.1	60.0	80.0	2
MW-73-080	MW	X	–	–	--	–	–	505.14	79.9	60.2	80.2	2
MW-74-240	MW	X	–	–	--	–	–	672.30	239.7	220.0	240.0	2
MW-75-033	MW	X	–	–	--	–	–	473.24	35.4	18.0	33.0	2
MW-75-117	MW	–	–	X	--	–	–	473.33	119.3	97.0	117.0	2
MW-75-202	MW	–	–	–	--	X	–	472.94	204.0	182.0	202.0	2
MW-75-267	MW	–	–	–	--	–	Layer 6	472.85	269.3	247.0	267.0	2
MW-75-337	MW	–	–	–	--	–	Layers 7, 8	473.79	339.3	317.0	337.0	2
MW-76-039	MW	X	–	–	--	–	–	481.24	39.5	24.0	39.0	2
MW-76-156	MW	–	–	–	X	–	–	481.35	158.3	136.0	156.0	2
MW-76-181	MW	–	–	–	X	–	–	481.43	183.3	171.0	181.0	2
MW-76-218	MW	–	–	–	--	X	–	481.36	220.3	198.0	218.0	2
MW-77-046	MW	X	–	–	--	–	–	478.81	48.3	26.0	46.0	2
MW-77-102	MW	–	–	X	--	–	–	478.65	104.3	82.0	102.0	2
MW-77-158	MW	–	–	–	X	–	–	478.70	160.4	137.9	158.0	2
MW-77-187	MW	–	–	–	X	–	–	478.67	189.4	167.0	187.1	2
MW-78-070	MW	X	–	–	--	–	–	500.97	72.3	50.0	70.0	2
MW-78-142	MW	–	–	X	--	–	–	500.88	142.3	122.0	142.0	2
MW-79-058	MW	X	–	–	--	–	–	501.21	60.5	48.0	58.0	2
MW-79-102	MW	–	X	–	--	–	–	501.09	104.5	92.0	102.0	2
MW-80-057	MW	X	–	–	--	–	–	503.80	59.9	47.4	57.4	2
MW-80-082	MW	X	–	–	--	–	–	503.74	84.5	67.0	82.0	2
MW-81-043	MW	X	–	–	--	–	–	478.02	45.1	22.8	42.8	2
MW-81-098	MW	–	–	X	--	–	–	477.91	100.3	78.0	98.0	2
MW-82-046	MW	X	–	–	--	–	–	484.46	48.3	26.0	46.0	2
MW-82-112	MW	–	–	X	--	–	–	484.36	114.3	92.0	112.0	2
MW-82-168	MW	–	–	–	X	–	–	483.75	170.3	148.0	168.0	2
MW-82-198	MW	–	–	–	X	X	–	483.66	200.3	178.0	198.0	2
MW-83-090	MW	X	–	–	--	–	–	529.24	92.3	70.0	90.0	2
MW-83-180	MW	–	–	X	X	–	–	529.13	182.0	160.0	180.0	2
MW-83-225	MW	–	–	–	X	–	–	529.80	227.4	205.0	225.0	2
MW-83-245	MW	–	–	–	--	X	–	529.65	257.4	235.0	245.0	2
MW-84-057	MW	X	–	–	--	–	–	500.70	59.4	42.0	57.0	2
MW-84-095	MW	X	X	–	--	–	–	500.64	97.4	75.0	95.0	2
MW-84-132	MW	–	–	X	--	–	–	501.26	134.4	112.0	132.0	2
MW-84-193	MW	–	–	–	X	–	–	501.18	195.5	173.2	193.2	2

Table 3.3
Monitoring Well Construction Details
Second Quarter 2026 Quarterly Progress Report
Pacific Gas and Electric Company, Topock Compressor Station, Needles, California

Location ID	Location Type	Layer 1	Layer 2	Layer 3	Layer 4	Layer 5	Other Layer	Top of Casing Elevation (feet)	Depth of Well (feet bgs)	Top of Screen (feet bgs)	Bottom of Screen (feet bgs)	Diameter of Well (inches)
MW-85-129	MW	X	–	–	--	–	–	569.93	131.3	113.8	129.0	2
MW-85-217	MW	–	–	X	--	–	–	569.36	219.0	196.7	216.7	2
MW-85-237	MW	–	–	–	X	–	–	569.50	239.0	226.7	236.7	2
MW-86-030	MW	X	–	–	--	–	–	468.02	32.3	10.0	30.0	2
MW-86-066	MW	–	X	–	--	–	–	467.91	68.3	46.0	66.0	2
MW-86-120	MW	–	–	X	X	–	–	468.33	122.3	100.0	120.0	2
MW-86-140	MW	–	–	–	X	–	–	468.18	142.3	130.0	140.0	2
MW-87-109	MW	X	–	–	--	–	–	546.94	111.3	89.0	109.0	2
MW-87-139	MW	X	X	–	--	–	–	546.94	141.4	119.0	139.0	2
MW-87-192	MW	–	–	X	--	–	–	547.26	194.3	172.0	192.0	2
MW-87-275	MW	–	–	–	--	X	–	547.11	277.3	255.0	275.0	2
MW-88-107	MW	X	–	–	--	–	–	546.53	109.3	87.0	107.0	2
MW-89-183	MW	–	X	–	--	–	–	587.52	185.6	163.2	183.2	2
MW-89-273	MW	–	–	–	X	–	–	587.66	275.6	253.2	273.2	2
MW-90-031	MW	X	–	–	--	–	–	459.27	33.8	21.5	31.5	2
MW-91-045	MW	X	X	–	--	–	–	465.48	46.5	24.2	44.2	2
MW-91-120	MW	–	–	X	X	–	–	465.37	122.1	99.8	119.8	2
MW-91-170	MW	–	–	–	X	X	–	465.37	173.2	150.8	170.8	2
MW-91-320	MW	–	–	–	--	–	Layers 7, 8	465.28	323.2	300.8	320.8	2
MW-92-037	MW	X	X	–	--	–	–	462.00	39.4	17.0	37.0	2
MW-92-072	MW	–	X	X	--	–	–	461.97	74.4	52.0	72.0	2
MW-92-102	MW	–	–	X	--	–	–	462.38	104.3	82.0	102.0	2
MW-92-122	MW	–	–	X	X	–	–	462.30	124.3	112.0	122.0	2
MW-93-050	MW	X	–	–	--	–	–	486.41	52.3	30.0	50.0	2
MW-93-213	MW	–	–	–	--	X	–	486.33	215.3	193.0	213.0	2
MW-94-030	MW	X	–	–	--	–	–	468.39	32.2	10.0	30.0	2
MW-94-100	MW	–	–	X	--	–	–	468.41	102.3	70.0	100.0	2
MW-95-113	MW	X	–	–	--	–	–	553.64	115.3	93.0	113.0	2
MW-95-157	MW	–	X	X	--	–	–	553.60	159.3	137.0	157.0	2
MW-96-045	MW	X	–	–	--	–	–	483.84	47.3	25.0	45.0	2
MW-96-217	MW	–	–	–	--	X	–	483.61	219.3	197.0	217.0	2
MW-97-042	MW	X	–	–	--	–	–	481.81	42.8	22.3	42.3	2
MW-97-202	MW	–	–	–	--	X	–	481.65	201.8	191.3	201.3	2
MW-98-055	MW	X	–	–	--	–	–	502.12	57.3	39.9	55.0	2
MW-98-077	MW	X	–	–	--	–	–	502.02	79.3	67.0	77.0	2
MW-99-060	MW	X	–	–	--	–	–	500.76	62.3	40.0	60.0	2
MW-99-140	MW	–	–	X	--	–	–	500.71	142.3	120.0	140.0	2
MW-107-041	MW	X	–	–	--	–	–	477.39	43.3	21.0	41.0	2
MW-107-076	MW	–	X	–	--	–	–	477.58	78.3	56.0	76.0	2
OW-01D	MW	–	–	–	--	X	–	550.37	277.3	257.0	277.0	2
OW-01M	MW	–	–	X	--	–	–	550.36	185.8	165.0	185.0	2
OW-01S	MW	X	–	–	--	–	–	550.21	113.5	83.5	113.5	2
OW-02D	MW	–	–	–	--	–	Layer 6	549.01	340.0	310.0	330.0	2
OW-02M	MW	–	–	X	X	–	–	548.52	210.3	190.0	210.0	2
OW-02S	MW	X	–	–	--	–	–	548.88	103.6	71.0	101.0	2
OW-05D	MW	–	–	–	--	–	Layer 6	552.41	350.0	300.0	320.0	2
OW-05M	MW	–	–	–	X	–	–	551.81	250.3	210.0	250.0	2
OW-05S	MW	X	–	–	--	–	–	551.83	110.3	70.0	110.0	2
PGE-07BR	MW	–	–	–	--	–	Layer 9	565.76	300.0	249.0	300.0	7

Table 3.3
Monitoring Well Construction Details
Second Quarter 2026 Quarterly Progress Report
Pacific Gas and Electric Company, Topock Compressor Station, Needles, California

Location ID	Location Type	Layer 1	Layer 2	Layer 3	Layer 4	Layer 5	Other Layer	Top of Casing Elevation (feet)	Depth of Well (feet bgs)	Top of Screen (feet bgs)	Bottom of Screen (feet bgs)	Diameter of Well (inches)
PGE-08	MW	–	–	–	--	–	Layers 7, 8, 9	598.48	564.0	405.0	554.0	6.75
PT5D	MW	–	–	X	--	–	–	473.49	105.0	95.0	105.0	2
PT5M	MW	–	X	–	--	–	–	473.49	70.0	60.0	70.0	2
PT5S	MW	X	–	–	--	–	–	473.47	45.0	35.0	45.0	2
PT8D	MW	–	–	X	--	–	–	562.03	212.5	190.0	210.0	2
PT9D	MW	–	–	X	X	–	–	559.11	212.5	190.0	210.0	2
PT9M	MW	–	–	X	--	–	–	559.14	187.0	162.0	182.0	2
PT9S	MW	X	X	–	--	–	–	559.27	153.0	128.0	148.0	2
MW-58BR	MWBR	–	–	–	--	–	Layer 9	524.91	206.00	160.00	206.00	–
MW-60BR-245	MWBR	–	X	X	X	–	–	554.95	244.1	136.0	245.0	5
MW-64BR	MWBR	X	X	X	X	–	–	575.51	260.0	2.0	258.0	3
MW-66BR-270	MWBR	–	–	–	X	–	–	586.15	270.6	248.0	271.0	5
MW-68BR-280	MWBR	–	–	X	X	–	–	620.56	278.2	257.0	279.0	5
MW-70BR-225	MWBR	–	–	–	X	–	–	537.29	229.3	120.0	227.0	5
MW-72BR-200	MWBR	–	X	X	X	–	–	513.67	200.0	107.0	200.0	–
PT1D	MW	–	–	X	--	–	–	474.49	125.0	95.0	105.0	2
PT2D	MW	–	–	X	--	–	–	473.38	127.0	95.0	105.0	2
PT3D	MW	–	–	X	--	–	–	473.39	129.0	95.0	105.0	2
PT4D	MW	–	–	X	--	–	–	474.16	127.0	95.0	105.0	2
PT6D	MW	–	–	X	--	–	–	475.88	137.0	95.0	105.0	2

Acronyms and Abbreviations:
– = not available or not applicable
bgs = below ground surface
ID = identification
MW = monitoring well
MWBR = open borehole bedrock monitoring well
SW = surface water
Layer 1 = greater than 425 feet National Geodetic Vertical Datum of 1988
Layer 2 = 400 to 425 feet National Geodetic Vertical Datum of 1988
Layer 3 = 350 to 400 feet National Geodetic Vertical Datum of 1988
Layer 4 = 300 to 350 feet National Geodetic Vertical Datum of 1988
Layer 5 = 250 to 300 feet National Geodetic Vertical Datum of 1988
Layer 6 = 200 to 250 feet National Geodetic Vertical Datum of 1988
Layer 7 = 150 to 200 feet National Geodetic Vertical Datum of 1988
Layer 8 = 100 to 150 feet National Geodetic Vertical Datum of 1988
Layer 9 = –200 to 100 feet National Geodetic Vertical Datum of 1988
Layer 10 = less than –200 feet National Geodetic Vertical Datum of 1988

Table 3.4
Process Control Monitoring Analytical Results
Second Quarter 2026 Quarterly Progress Report
Pacific Gas and Electric Company, Topock Compressor Station, Needles, California

Monitoring Well ID	Well Group	Sample Date	Sample Type	Hexavalent Chromium (µg/L)	Total Dissolved Chromium (µg/L)	Dissolved Arsenic (µg/L)	Dissolved Barium (µg/L)	Total Iron (mg/L)	Dissolved Iron (mg/L)	Dissolved Manganese (mg/L)	Ammonia (as Nitrate) (mg/L)	Nitrate (as Nitrogen) (mg/L)	Nitrite (as Nitrogen) (mg/L)	Sulfate (mg/L)	Total Organic Carbon (mg/L)
IRZ-21-065	Injection Well	05/20/2026	N	<1	<1	<0.1	180	–	0.05	1.20	–	<0.5	–	310	<1
IRZ-21-157	Injection Well	05/20/2026	N	1.1	2.9	<0.1	41	–	0.17	0.04	–	<0.5	–	300	<1
IRZ-25-100	Injection Well	05/20/2026	N	880	1,100	<0.1	68	–	<0.03	0.0021	–	5.3	–	310	<1
IRZ-25-166	Injection Well	05/20/2026	N	13	24	<0.1	120	–	0.057	0.002	–	<0.5	–	250	<1
MW-20-070	Dose Response	04/14/2026	N	180	–	0.23	100	–	<0.02	<0.0005	–	5.7	–	290	<1
MW-20-070	Dose Response	05/13/2026	N	200	200	<0.1	120	–	<0.02	<0.0005	–	7.7	–	310	<1
MW-20-070	Dose Response	06/11/2026	N	220	–	1.4	110	–	<0.02	0.00075	–	9.1	–	330	<1
MW-20-100	Dose Response	04/14/2026	N	390	–	4.8	16	–	<0.02	<0.0005	–	2.3	–	270	2.9
MW-20-100	Dose Response	05/13/2026	N	290	290	3.4	26	–	<0.02	0.001	–	1.4	–	330	2.3
MW-20-100	Dose Response	06/11/2026	N	350	–	4.5	30	–	<0.02	0.0007	–	1.8	–	340	2.4
MW-20-130	Dose Response	04/14/2026	N	1,200	–	<0.1	32	–	<0.032	0.0016	–	3.5	–	510	<1
MW-20-130	Dose Response	05/13/2026	N	330	320	<0.1	22	–	<0.02	0.0016	–	6.7	–	900	3.1
MW-20-130	Dose Response	06/11/2026	N	250	–	2.8	22	–	<0.02	0.0038	–	6.7	–	1,000	3.7
MW-21	Dose Response	04/14/2026	N	<1	–	<0.1	69	–	<0.033	0.23	–	0.76	–	800	2.1
MW-21	Dose Response	05/12/2026	N	<1	<1	2.6	94	–	4.10	1.20	–	<0.5	–	970	3.1
MW-21	Dose Response	06/11/2026	N	<1	–	4.9	100	–	2.80	1.30	–	<0.5	–	890	3.8
MW-26	Dose Response	04/16/2026	N	<0.2	–	2.3	110 J	–	0.15	0.66	–	<0.5	–	230	<1
MW-26	Dose Response	05/14/2026	N	<0.2	<1	0.99	110	–	0.21 J	0.87	–	<0.5	–	320	<1
MW-26	Dose Response	06/10/2026	N	<1	–	3.8	96	–	0.16 J	0.78	–	<0.5	–	340	<1
MW-31-060	Dose Response	04/14/2026	N	<0.2	–	<0.1	170	–	0.11 J	0.57	–	<0.5	–	200	<1
MW-31-060	Dose Response	04/14/2026	FD	<0.2	–	<0.1	180	–	0.15 J	0.5	–	<0.5	–	200	<1
MW-31-060	Dose Response	05/12/2026	N	<1	<1	<0.1	200	–	0.4	0.43	–	<0.5	–	310	<1
MW-31-060	Dose Response	06/09/2026	N	<1	–	0.44 J	210	–	0.35 J	0.42	–	<0.5	–	290	<1
MW-31-135	Dose Response	04/14/2026	N	6.9	–	0.54	36	–	<0.02	0.0086	–	<0.5	–	380	<1
MW-31-135	Dose Response	05/12/2026	N	2.6	2.6	<0.1	39	–	0.04	0.016	–	<0.5	–	400	<1
MW-31-135	Dose Response	05/12/2026	FD	2.7	2.4	<0.1	36	–	<0.02	0.015	–	<0.5	–	400	<1
MW-31-135	Dose Response	06/09/2026	N	2.2	–	3.3 J	47	–	0.13 J	0.02	–	<0.5	–	380	<1
MW-51	Dose Response	04/16/2026	N	<1	–	0.74	58 J	–	<0.02	0.75	–	<0.5	–	260	<1
MW-51	Dose Response	05/14/2026	N	<0.2	<1	0.31 J	50	–	0.043 J	0.74	–	<0.5	–	250	<1
MW-51	Dose Response	06/10/2026	N	<0.2	–	2.9	50	–	0.048 J	0.8	–	<0.5	–	270	<1
MW-51	Dose Response	06/10/2026	FD	<0.2	–	3.0	54	–	0.04 J	0.84	–	<0.5	–	270	<1
MW-71-035	Dose Response	04/14/2026	N	2.8	–	<0.1	45	–	<0.02	0.01	–	6.1	–	600	1.4
MW-71-035	Dose Response	05/12/2026	N	1.7	1.9	<0.1	46	–	0.042	0.047	–	7.4	–	690	1.9
MW-71-035	Dose Response	06/11/2026	N	4.8	–	2.0	45	–	<0.02	0.0045	–	8.1	–	650	2.6
MW-76-039	Dose Response	04/13/2026	N	<1	–	<0.1	91	–	<0.02	0.73	–	<0.5	–	320	<1
MW-76-039	Dose Response	05/11/2026	N	<1	<1	<0.1	94	–	<0.02	0.74	–	<0.5	–	330	<1
MW-76-039	Dose Response	06/08/2026	N	<1	–	1.1	100	–	<0.02	1.30	–	<0.5	–	330	<1
MW-76-156	Dose Response	04/13/2026	N	<0.2	–	<0.1	42	–	0.041	0.061	–	<0.5	–	290	<1
MW-76-156	Dose Response	05/11/2026	N	<1	<1	<0.1	64	–	<0.02	0.085	–	<0.5	–	430	<1
MW-76-156	Dose Response	06/08/2026	N	<1	–	0.86	47	–	<0.02	0.06	–	<0.5	–	320	<1
MW-76-181	Dose Response	04/13/2026	N	<1	–	<0.1	38	–	<0.02	0.056	–	<0.5	–	300	<1
MW-76-181	Dose Response	05/11/2026	N	<1	<1	<0.1	32	–	0.058	0.047	–	<0.25	–	330	<1
MW-76-181	Dose Response	06/08/2026	N	<1	–	2.8	41	–	0.088	0.066	–	<0.25	–	330	<1
MW-76-218	Dose Response	04/13/2026	N	1.0	–	0.42	55	–	0.031	0.007	–	<0.5	–	300	<1
MW-76-218	Dose Response	04/13/2026	FD	1.3	–	0.4	55	–	<0.02	0.007	–	<0.5	–	300	<1
MW-76-218	Dose Response	05/11/2026	N	1.1	1.3	1.2	35	–	<0.02	0.061	–	<0.5	–	370	<1
MW-76-218	Dose Response	06/08/2026	N	<1	–	4.6	51	–	0.026	0.078	–	<0.25	–	320	<1
MW-78-070	Dose Response	04/16/2026	N	<0.2	–	<0.1	110 J	–	0.022	0.17	–	<0.5	–	220	<1
MW-78-070	Dose Response	05/14/2026	N	<0.2	<1	<0.1	100	–	<0.02 J	0.13	–	<0.5	–	210	<1
MW-78-070	Dose Response	06/10/2026	N	<0.2	–	0.98	95	–	0.043 J	0.093	–	<0.5	–	220	<1
MW-78-142	Dose Response	04/16/2026	N	62	–	1.3	33 J	–	<0.02	0.0041	–	<0.5	–	340	<1

Table 3.4
Process Control Monitoring Analytical Results
Second Quarter 2026 Quarterly Progress Report
Pacific Gas and Electric Company, Topock Compressor Station, Needles, California

Monitoring Well ID	Well Group	Sample Date	Sample Type	Hexavalent Chromium (µg/L)	Total Dissolved Chromium (µg/L)	Dissolved Arsenic (µg/L)	Dissolved Barium (µg/L)	Total Iron (mg/L)	Dissolved Iron (mg/L)	Dissolved Manganese (mg/L)	Ammonia (as Nitrate) (mg/L)	Nitrate (as Nitrogen) (mg/L)	Nitrite (as Nitrogen) (mg/L)	Sulfate (mg/L)	Total Organic Carbon (mg/L)
MW-78-142	Dose Response	05/14/2026	N	<1	3.9	0.79	28	–	0.033 J	0.0043	–	<0.5	–	340	<1
MW-78-142	Dose Response	06/10/2026	N	360	–	3.6	27	–	<0.02 J	0.0033	–	<0.5	–	370	<1
MW-79-058	Dose Response	04/16/2026	N	<0.2	–	<0.1	110 J	–	0.091	0.29	–	<0.5	–	260	<1
MW-79-058	Dose Response	05/14/2026	N	<1	<1	<0.1	96	–	0.027 J	0.28	–	0.67	–	310	1.0
MW-79-058	Dose Response	06/10/2026	N	<0.2	–	1.2	98	–	0.051 J	0.26	–	<0.5	–	320	<1
MW-79-058	Dose Response	06/10/2026	FD	<0.2	–	1.0	93	–	0.031 J	0.21	–	<0.5	–	310	<1
MW-79-102	Dose Response	04/16/2026	N	<0.2	–	0.79	170 J	–	0.47	0.89	–	1.3	–	250	3.1
MW-79-102	Dose Response	05/14/2026	N	<1	<1	1.1	140	–	0.29 J	1.20	–	<0.5	–	280	<1
MW-79-102	Dose Response	06/10/2026	N	<0.2	–	3.3	110	–	0.27 J	0.62	–	<0.5	–	280	<1
MW-80-057	Dose Response	04/16/2026	N	7.1	–	<0.1	100 J	–	0.029	0.19	–	<0.5	–	300	<1
MW-80-057	Dose Response	05/14/2026	N	<0.2	<1	<0.1	95	–	0.026 J	0.42	–	<0.5	–	290	<1
MW-80-057	Dose Response	05/14/2026	FD	0.22	<1	<0.1	94	–	0.043 J	0.42	–	<0.5	–	290	<1
MW-80-057	Dose Response	06/10/2026	N	3.5	–	1.8	98	–	0.1 J	0.21	–	0.56	–	310	<1
MW-80-082	Dose Response	04/16/2026	N	<0.2	–	1.3	79 J	–	0.081	0.33	–	<0.5	–	280	<1
MW-80-082	Dose Response	04/16/2026	FD	<0.2	–	1.5	76 J	–	0.067	0.36	–	<0.5	–	270	<1
MW-80-082	Dose Response	05/14/2026	N	<0.2	<1	0.59	72	–	0.06 J	0.41	–	<0.5	–	200	<1
MW-80-082	Dose Response	06/10/2026	N	<0.2	–	3.0	67	–	0.16 J	0.35	–	<0.5	–	290	<1
TW-02D	Dose Response	04/14/2026	N	<1	–	2.6	17	–	<0.02	0.085	–	<0.5	–	310	<1
TW-02D	Dose Response	05/12/2026	N	<1	<1	1.7	18	–	<0.02	0.089	–	<0.5	–	330	<1
TW-02D	Dose Response	06/11/2026	N	<1	–	4.9	19	–	0.038	0.085	–	<0.5	–	330	<1
TW-02S	Dose Response	04/14/2026	N	0.82	–	<0.1	100	–	<0.02	<0.0005	–	<0.5	–	300	<1
TW-02S	Dose Response	05/12/2026	N	1.4	1.6	<0.1	110	–	<0.02	<0.0005	–	<0.5	–	340	<1
TW-02S	Dose Response	05/12/2026	FD	1.2	1.4	<0.1	110	–	0.026	<0.0005	–	<0.5	–	340	<1
TW-02S	Dose Response	06/11/2026	N	1.7	–	1.4	120	–	0.031	0.00098	–	<0.5	–	330	<1
TW-02S	Dose Response	06/11/2026	FD	1.5	–	1.4	120	–	0.066	0.0011	–	<0.5	–	330	<1
TW-03D	Dose Response	04/14/2026	N	3.9	–	2.5	28	–	<0.02	0.067	–	<0.5	–	320	<1
TW-03D	Dose Response	05/12/2026	N	6.9	7.1	0.41	60	–	<0.02	0.085	–	<0.5	–	340	<1
TW-03D	Dose Response	06/11/2026	N	4.6	–	5.1	29	–	<0.02	0.063	–	<0.5	–	340	<1
MW-22	Downgradient	06/16/2026	N	<1	<1	14	89	–	11	1.90	–	<0.5	–	–	5.8
MW-27-020	Downgradient	04/28/2026	N	<0.2	<1	1.1	86 J	–	0.092	0.14	–	<0.25	–	–	1.9
MW-27-060	Downgradient	04/28/2026	N	<0.2	<1	12	200 J	–	1.30	0.61	–	<0.25	–	–	2.4
MW-27-085	Downgradient	04/28/2026	N	<1	<1	<0.1	48 J	–	0.2	0.25	–	<0.25	–	–	1.4
MW-28-025	Downgradient	04/28/2026	N	<0.2	<1	2.3	110 J	–	0.044	0.89	–	<0.25	–	–	1.6
MW-28-090	Downgradient	04/28/2026	N	<0.2	<1	<0.1	41 J	–	0.93	0.9	–	<0.25	–	–	<1
MW-30-030R	Downgradient	05/12/2026	N	<0.2	<1	4.1	130	–	0.43	0.12	–	<0.25	–	–	11
MW-30-050	Downgradient	05/12/2026	N	<0.2	<1	0.68	120	–	0.13	1.80	–	0.54	–	–	1.2
MW-32-020	Downgradient	06/16/2026	N	<2	<1	3.1	57	–	8.30	0.6	–	<0.5	–	–	42
MW-32-035	Downgradient	06/16/2026	N	<1	<1	14	150	–	10	1.0	–	<0.5	–	–	6.0
MW-34-055	Downgradient	04/16/2026	N	<0.2	<1	2.3	110 J	–	0.034	0.18	–	0.47	–	–	1.2
MW-34-055	Downgradient	06/09/2026	N	–	–	–	–	–	–	–	–	<0.25	–	–	–
MW-34-080	Downgradient	04/16/2026	N	<1	<1	<0.1	53 J	–	0.15	0.15	–	0.25	–	–	<1
MW-34-100	Downgradient	04/16/2026	N	1.3	–	–	–	–	–	–	–	–	–	–	–
MW-34-100	Downgradient	05/13/2026	N	<1	<1	<0.1	27	–	0.08	0.29	–	<0.5	–	820	<1
MW-34-100	Downgradient	06/09/2026	N	<1	–	–	–	–	–	–	–	–	–	–	–
MW-36-020	Downgradient	05/13/2026	N	<0.2	<1	0.76	110	–	0.62	0.19	–	<0.25	–	–	3.3
MW-36-020	Downgradient	05/13/2026	FD	<0.2	<1	0.86	110	–	0.61	0.2	–	<0.25	–	–	3.5
MW-36-040	Downgradient	05/13/2026	N	<0.2	<1	5.6	100	–	0.83	0.35	–	<0.25	–	–	1.9
MW-36-050	Downgradient	05/13/2026	N	<0.2	<1	4.4	88	–	0.47	0.54	–	<0.25	–	260	1.5
MW-36-070	Downgradient	05/13/2026	N	<0.2	<1	1.2	170	–	0.13	0.9	–	<0.25	–	–	1.3
MW-36-090	Downgradient	05/13/2026	N	<0.2	<1	0.39 J	58	–	0.082	0.13	–	<0.5	–	–	<1
MW-36-100	Downgradient	04/15/2026	N	<0.2	–	–	–	–	–	–	–	–	–	–	–

Table 3.4
Process Control Monitoring Analytical Results
Second Quarter 2026 Quarterly Progress Report
Pacific Gas and Electric Company, Topock Compressor Station, Needles, California

Monitoring Well ID	Well Group	Sample Date	Sample Type	Hexavalent Chromium (µg/L)	Total Dissolved Chromium (µg/L)	Dissolved Arsenic (µg/L)	Dissolved Barium (µg/L)	Total Iron (mg/L)	Dissolved Iron (mg/L)	Dissolved Manganese (mg/L)	Ammonia (as Nitrate) (mg/L)	Nitrate (as Nitrogen) (mg/L)	Nitrite (as Nitrogen) (mg/L)	Sulfate (mg/L)	Total Organic Carbon (mg/L)
MW-36-100	Downgradient	05/13/2026	N	<1	2.1	0.27 J	51	–	0.25	0.29	–	<0.5	–	590	1.1
MW-36-100	Downgradient	06/09/2026	N	<1	–	–	–	–	–	–	–	–	–	–	–
MW-39-040	Downgradient	05/12/2026	N	<0.2	<1	12	98	–	0.49	0.15	–	<0.25	–	–	3.1
MW-39-050	Downgradient	05/12/2026	N	<0.2	<1	0.66	270	–	0.031	1.10	–	<0.25	–	–	1.1
MW-39-060	Downgradient	05/12/2026	N	0.53	1.1	1.9	54	–	0.13	0.81	–	<0.5	–	–	1.3
MW-39-070	Downgradient	04/15/2026	N	<0.2	–	–	–	–	–	–	–	–	–	–	–
MW-39-070	Downgradient	05/12/2026	N	<0.2	<1	0.24	70	–	0.025	0.015	–	<0.5	–	420	<1
MW-39-070	Downgradient	06/09/2026	N	<0.2	–	–	–	–	–	–	–	–	–	–	–
MW-39-080	Downgradient	04/15/2026	N	6.6	–	–	–	–	–	–	–	–	–	–	–
MW-39-080	Downgradient	05/12/2026	N	5.6	6.2	<0.1	25	–	<0.02	0.0046	–	<0.5	–	620	1.4
MW-39-080	Downgradient	06/09/2026	N	5.2	–	–	–	–	–	–	–	–	–	–	–
MW-39-100	Downgradient	04/15/2026	N	460	–	–	–	–	–	–	–	–	–	–	–
MW-39-100	Downgradient	05/12/2026	N	160 J	150 J	<0.1	31	–	<0.02	0.0087 J	–	<0.5	–	980	1.6
MW-39-100	Downgradient	05/12/2026	FD	100 J	99 J	<0.1	32	–	0.025	0.0062 J	–	<0.5	–	1,000	1.6
MW-39-100	Downgradient	06/09/2026	N	600	–	–	–	–	–	–	–	–	–	–	–
MW-42-030	Downgradient	06/15/2026	N	<0.2	<1	2.7	85	–	0.31 J	0.093	–	<0.25	–	–	3.6
MW-42-055	Downgradient	06/15/2026	N	<0.2	<1	14	530	–	1.40	0.76	–	<0.5	–	–	1.9
MW-42-065	Downgradient	06/15/2026	N	<1	<1	<0.1	73	–	0.053 J	1.90	–	<0.5	–	–	3.1
MW-43-025	Downgradient	04/14/2026	N	–	–	–	–	–	5.40	–	–	–	–	–	–
MW-43-025	Downgradient	06/10/2026	N	<0.2	<1	33	170	–	6.80 J	0.53	–	<0.5	–	–	11
MW-43-075	Downgradient	06/10/2026	N	<1	<1	9.6	59	–	3.90 J	0.49	–	<0.5	–	–	3.3
MW-43-090	Downgradient	06/10/2026	N	<1	<1	3.0	54	–	1.50 J	0.83	–	<0.5	–	–	4.1
MW-44-070	Downgradient	05/14/2026	N	<0.2	<1	1.8	110	–	2.20	0.98	–	<0.5	–	–	<1
MW-44-115	Downgradient	04/13/2026	N	19	–	–	–	–	–	–	–	–	–	–	–
MW-44-115	Downgradient	05/14/2026	N	14	13	<0.1	29	–	0.056	0.018	–	1.0	–	920	<1
MW-44-115	Downgradient	05/14/2026	FD	13	13	<0.1	31	–	<0.02	0.018	–	1.5	–	930	<1
MW-44-115	Downgradient	06/09/2026	N	17	–	–	–	–	–	–	–	–	–	–	–
MW-44-125	Downgradient	04/13/2026	N	<1	–	–	–	–	–	–	–	–	–	–	–
MW-44-125	Downgradient	05/14/2026	N	<1	2.5	0.84	69	–	1.40	0.8	–	<0.5	–	650	<1
MW-44-125	Downgradient	06/09/2026	N	<1	–	–	–	–	–	–	–	–	–	–	–
MW-45-095a	Downgradient	04/28/2026	N	<1	<1	<0.1	43 J	–	<0.02	0.28	–	<0.25	–	–	<1
MW-46-175	Downgradient	04/14/2026	N	15	–	–	–	–	–	–	–	–	–	–	–
MW-46-175	Downgradient	05/14/2026	N	15	14	<0.1	28	–	<0.02 J	0.015	–	1.3	–	1,100	<1
MW-46-175	Downgradient	06/09/2026	N	14	–	–	–	–	–	–	–	–	–	–	–
MW-46-205	Downgradient	05/20/2026	N	2.5	2.7	2.6 J	32	–	0.16 J	0.0011 J	–	1.2	–	–	<1
MW-52D	Downgradient	05/20/2026	N	<1	<1	1.5 J	49	–	0.64 J	0.32 J	–	<0.5	–	–	2.3
MW-52M	Downgradient	05/20/2026	N	<1	<1	<0.1 J	61	–	0.54 J	0.18 J	–	<0.5	–	–	2.9
MW-52S	Downgradient	05/20/2026	N	<1	<1	<0.1 J	95	–	17 J	0.9 J	–	<0.5	–	–	28
MW-53D	Downgradient	05/20/2026	N	<1	<1	2.3 J	46	–	0.48 J	1.10 J	–	<0.5	–	–	<1
MW-53M	Downgradient	05/20/2026	N	<1	<1	<0.1 J	89	–	1.90 J	0.65 J	–	<0.5	–	–	7.7 J
MW-53M	Downgradient	05/20/2026	FD	<1	<1	<0.1 J	74	–	1.10 J	0.54 J	–	<0.5	–	–	2.5 J
MW-53S	Downgradient	05/20/2026	N	<0.2	<1	<0.1 J	240	–	9.50 J	2.0 J	–	<0.5	–	–	3.7
MW-77-046	Downgradient	05/13/2026	N	<0.2	<1	0.55	100	–	0.033	0.78	–	<0.5	–	–	<1
MW-77-102	Downgradient	05/13/2026	N	<1	<1	<0.1	61	–	0.024	0.0099	–	<0.5	–	–	<1
MW-77-158	Downgradient	05/13/2026	N	<0.2	<1	<0.1	40	–	0.032	0.028	–	<0.5	–	–	<1
MW-77-187	Downgradient	04/15/2026	N	<1	–	–	–	–	–	–	–	–	–	–	–
MW-77-187	Downgradient	05/13/2026	N	<1	<1	1.9	29	–	<0.02	0.044	–	<0.5	–	330	<1
MW-77-187	Downgradient	05/13/2026	FD	<0.2	<1	1.8	29	–	<0.02	0.043	–	<0.5	–	330	<1
MW-77-187	Downgradient	06/09/2026	N	<1	–	–	–	–	–	–	–	–	–	–	–
MW-81-043	Downgradient	04/15/2026	N	<1	–	–	–	–	–	–	–	–	–	–	–
MW-81-043	Downgradient	05/11/2026	N	<1	1.3	<0.1	100	–	0.14	0.053	–	<0.5	–	420	<1

Table 3.4
Process Control Monitoring Analytical Results
Second Quarter 2026 Quarterly Progress Report
Pacific Gas and Electric Company, Topock Compressor Station, Needles, California

Monitoring Well ID	Well Group	Sample Date	Sample Type	Hexavalent Chromium (µg/L)	Total Dissolved Chromium (µg/L)	Dissolved Arsenic (µg/L)	Dissolved Barium (µg/L)	Total Iron (mg/L)	Dissolved Iron (mg/L)	Dissolved Manganese (mg/L)	Ammonia (as Nitrate) (mg/L)	Nitrate (as Nitrogen) (mg/L)	Nitrite (as Nitrogen) (mg/L)	Sulfate (mg/L)	Total Organic Carbon (mg/L)
MW-81-043	Downgradient	06/10/2026	N	<0.2	–	–	–	–	–	–	–	–	–	–	–
MW-81-098	Downgradient	04/15/2026	N	<1	–	–	–	–	–	–	–	–	–	–	–
MW-81-098	Downgradient	05/11/2026	N	<1	<1	<0.1	76	–	0.11	0.049	–	<0.5	–	320	<1
MW-81-098	Downgradient	06/10/2026	N	<1	–	–	–	–	–	–	–	–	–	–	–
MW-82-046	Downgradient	06/18/2026	N	<1	<1	9.1	68	–	2.50	0.49	–	<0.25	–	–	17
MW-82-112	Downgradient	06/18/2026	N	<1	<1	2.1	47	–	0.056	0.0043	–	<0.25	–	–	<1
MW-82-168	Downgradient	06/18/2026	N	<1	<1	1.7	37	–	0.052	0.053	–	<0.25	–	–	<1
MW-82-198	Downgradient	06/18/2026	N	<1	<1	3.1	46	–	0.037	0.056	–	<0.25	–	–	<1
MW-86-030	Downgradient	04/29/2026	N	<0.2	<1	6.6 J	270	–	1.90 J	0.26 J	–	<0.25	–	–	4.8
MW-86-066	Downgradient	04/29/2026	N	<0.2	<1	<0.1 J	72	–	0.091 J	0.28 J	–	<0.25	–	–	<1
MW-86-120	Downgradient	05/28/2026	N	<1	<1	<0.1	42	–	–	0.85	–	<0.25	–	–	3.4
MW-86-140	Downgradient	04/29/2026	N	<1	<1	<0.1 J	60	–	<0.02 J	0.44	–	1.2	–	–	<1
MW-90-031	Downgradient	06/16/2026	N	<1	<1	12	290	–	16	0.69	–	<0.5	–	–	20
PT5D	Downgradient	04/13/2026	N	33	–	–	–	–	–	–	–	–	–	–	–
PT5D	Downgradient	05/14/2026	N	34	31	2.6	27	–	0.028	0.014	–	<0.5	–	1,000	<1
PT5D	Downgradient	06/11/2026	N	2.8	–	–	–	–	–	–	–	–	–	–	–
PT5M	Downgradient	05/14/2026	N	<0.2	<1	<0.1	89	–	0.02 J	2.50	–	<0.25	–	–	<1
PT5S	Downgradient	05/14/2026	N	<0.2	<1	11	120	–	0.95	0.21	–	<0.25	–	–	4.0
PT6D	Downgradient	04/13/2026	N	1.5	–	–	–	–	–	–	–	–	–	–	–
PT6D	Downgradient	05/11/2026	N	2.2	2.3	1.1	31	–	<0.02	0.0098	–	<0.5	–	360	<1
PT6D	Downgradient	05/11/2026	FD	2.4	2.3	1.2	30	–	<0.02	0.0093	–	<0.5	–	350	<1
PT6D	Downgradient	06/11/2026	N	36	–	–	–	–	–	–	–	–	–	–	–
IRZ-09-100	Extraction Wells	05/20/2026	N	13	–	–	–	0.028	<0.02	0.0009	–	1.7	–	390	<1
IRZ-13D-210	Extraction Wells	05/20/2026	N	87	–	–	–	<0.02	<0.02	0.0017	–	0.51	–	470	<1
IRZ-13S-095	Extraction Wells	05/20/2026	N	<0.2	–	–	–	<0.02	<0.02	0.0023	–	<0.5	–	300	<1
IRZ-23-143	Extraction Wells	05/20/2026	N	230	–	–	–	0.095	<0.02	<0.0005	–	1.7	–	370	<1
PTI-1D	Extraction Wells	04/14/2026	N	<1	–	–	–	0.25	0.23	0.84	–	–	–	–	–
PTI-1D	Extraction Wells	05/20/2026	N	<1	–	–	–	0.26	0.24	0.83	–	–	–	–	–
PTI-1D	Extraction Wells	06/08/2026	N	<1	–	–	–	0.31 J	0.28	1.0	–	–	–	–	–
MW-29	Northern Extraction	04/28/2026	N	<0.2	<1	–	–	–	3.10	–	–	–	–	–	–
MW-33-040	Northern Extraction	05/28/2026	N	<1	<1	–	–	–	–	–	–	–	–	–	–
MW-33-090	Northern Extraction	05/28/2026	N	<0.2	<1	–	–	–	–	–	–	–	–	–	–
MW-33-150	Northern Extraction	05/28/2026	N	10	10	–	–	–	–	–	–	–	–	–	–
MW-33-210	Northern Extraction	05/28/2026	N	<1	<1	–	–	–	–	–	–	–	–	–	–
MW-35-060	Northern Extraction	06/16/2026	N	19	19	–	–	–	–	–	–	–	–	–	–
MW-35-135	Northern Extraction	06/16/2026	N	27	27	–	–	–	–	–	–	–	–	–	–
MW-47-055	Northern Extraction	05/26/2026	N	17	19	–	–	–	–	–	–	–	–	–	–
MW-47-115	Northern Extraction	05/26/2026	N	19	21	–	–	–	–	–	–	–	–	–	–
MW-49-135	Northern Extraction	04/28/2026	N	12	12	–	–	–	–	–	–	–	–	–	–
MW-49-275	Northern Extraction	04/28/2026	N	<1	<1	–	–	–	–	–	–	–	–	–	–
MW-49-365	Northern Extraction	04/28/2026	N	<1	<1	–	–	–	–	–	–	–	–	–	–
MW-75-033	Northern Extraction	06/15/2026	N	55	60	–	–	–	–	–	–	–	–	–	–
MW-75-117	Northern Extraction	06/15/2026	N	17	18	–	–	–	–	–	–	–	–	–	–
MW-75-202	Northern Extraction	06/15/2026	N	<1	<1	–	–	–	–	–	–	–	–	–	–
MW-75-267	Northern Extraction	06/15/2026	N	<1	<1	–	–	–	–	–	–	–	–	–	–
MW-75-337	Northern Extraction	06/15/2026	N	<1	<1	–	–	–	–	–	–	–	–	–	–
MW-96-045	Northern Extraction	05/21/2026	N	<1	<1	–	–	–	–	–	–	–	–	–	–
MW-96-217	Northern Extraction	05/21/2026	N	2.0	3.1	–	–	–	–	–	–	–	–	–	–
MW-97-042	Northern Extraction	06/17/2026	N	32	30	–	–	–	–	–	–	–	–	–	–
MW-97-202	Northern Extraction	06/17/2026	N	<1	1.6	–	–	–	–	–	–	–	–	–	–
MW-97-202	Northern Extraction	06/17/2026	FD	<1	1.6	–	–	–	–	–	–	–	–	–	–

Table 3.4
Process Control Monitoring Analytical Results
Second Quarter 2026 Quarterly Progress Report
Pacific Gas and Electric Company, Topock Compressor Station, Needles, California

Monitoring Well ID	Well Group	Sample Date	Sample Type	Hexavalent Chromium (µg/L)	Total Dissolved Chromium (µg/L)	Dissolved Arsenic (µg/L)	Dissolved Barium (µg/L)	Total Iron (mg/L)	Dissolved Iron (mg/L)	Dissolved Manganese (mg/L)	Ammonia (as Nitrate) (mg/L)	Nitrate (as Nitrogen) (mg/L)	Nitrite (as Nitrogen) (mg/L)	Sulfate (mg/L)	Total Organic Carbon (mg/L)
MW-107-041	Northern Extraction	06/16/2026	N	<1	<1	--	--	--	<0.02	--	--	--	--	--	--
MW-107-076	Northern Extraction	06/16/2026	N	<1	<1	--	--	--	0.039	--	--	--	--	--	--
TW-04	Northern Extraction	06/17/2026	N	16	14	--	--	--	--	--	--	--	--	--	--

Acronyms and Abbreviations:
µg/L = microgram per liter
-- = not applicable or not available
< = not detected at reporting limit, as shown
FD = field duplicate
ID= identification
J = estimated concentration
mg/L= milligram per liter
N= primary sample

Table 3.5
NTH IRZ Dose Response Monitoring Wells Performance Summary
Second Quarter 2026 Quarterly Progress Report
Pacific Gas and Electric Company Topock Compressor Station, Needles, California

Monitoring Well ID	IRZ Injection Well ID	Sample Date	TOC			Cr6						Dissolved Iron				Dissolved Arsenic			Dissolved Manganese			Evidence of Treated Groundwater at Well[g]	Are In-Situ Byproducts Controlled?	Operational Response and Reasoning[h]
			TOC Baseline[a] (mg/L)	TOC (mg/L)	Is TOC within the Target Range of 15 - 50 mg/L[b]?	Cr6 Baseline[c] (µg/L)	Cr6 (µg/L)	Change from Baseline Concentration (µg/L)	Percent Change from Baseline Concentration (%)[d]	Are Cr6 Concentrations Decreasing Compared to the Baseline Concentration?	Is Cr6 < 32 µg/L?	Dissolved Iron Baseline[f] (mg/L)	Dissolved Iron (mg/L)	Are Dissolved Iron Concentrations above Baseline?	Is Dissolved Iron < 5 mg/L[e]? If Dissolved Iron > 5 mg/L, Is It < Baseline?	Dissolved Arsenic Baseline[f] (µg/L)	Dissolved Arsenic (µg/L)	Is Dissolved Arsenic < 15 µg/L[e]? If Dissolved Arsenic > 15 µg/L, Is It < Baseline?	Dissolved Manganese Baseline[f] (mg/L)	Dissolved Manganese (mg/L)	Is Dissolved Manganese < 5 mg/L[e]? If Dissolved Manganese > 5 mg/L, Is It < Baseline?			
MW-20-070	IRZ-25	04/14/2026	<1	<1	N	2,500	180	-2,320	-93%	Y	N	0.0624	<0.02	N	Y	2.7	0.2	Y	0.0077	<0.0005	Y	N	Y	IRZ injection well not operating
MW-20-070	IRZ-25	05/13/2026	<1	<1	N	2,500	200	-2,300	-92%	Y	N	0.0624	<0.02	N	Y	2.7	<0.1	Y	0.0077	<0.0005	Y	N	Y	IRZ injection well not operating
MW-20-070	IRZ-25	06/11/2026	<1	<1	N	2,500	220	-2,280	-91%	Y	N	0.0624	<0.02	N	Y	2.7	1.4	Y	0.0077	0.00075	Y	N	Y	IRZ injection well not operating
MW-20-100	IRZ-25	04/14/2026	<1	2.9	N	750	390	-360	-48%	Y	N	0.39	<0.02	N	Y	2.9	4.8	Y	0.056	<0.0005	Y	N	Y	IRZ injection well not operating
MW-20-100	IRZ-25	05/13/2026	<1	2.3	N	750	290	-460	-61%	Y	N	0.39	<0.02	N	Y	2.9	3.4	Y	0.056	0.001	Y	N	Y	IRZ injection well not operating
MW-20-100	IRZ-25	06/11/2026	<1	2.4	N	750	350	-400	-53%	Y	N	0.39	<0.02	N	Y	2.9	4.5	Y	0.056	0.0007	Y	N	Y	IRZ injection well not operating
MW-20-130	IRZ-25	04/14/2026	<1	<1	N	5,900	1,200	-4,700	-80%	Y	N	0.092	<0.032	N	Y	7.42	<0.1	Y	0.0036	0.0016	Y	N	Y	IRZ injection well not operating
MW-20-130	IRZ-25	05/13/2026	<1	3.1	N	5,900	330	-5,570	-94%	Y	N	0.092	<0.02	N	Y	7.42	<0.1	Y	0.0036	0.0016	Y	N	Y	IRZ injection well not operating
MW-20-130	IRZ-25	06/11/2026	<1	3.7	N	5,900	250	-5,650	-96%	Y	N	0.092	<0.02	N	Y	7.42	2.8	Y	0.0036	0.0038	Y	N	Y	IRZ injection well not operating
MW-21	IRZ-37; IRZ-39	04/14/2026	<1	2.1	N	4.6	<1	-3.6	-78%	Y	Y	0.17	<0.033	N	Y	4.47	<0.1	Y	1.04	0.23	Y	N	Y	Baseline Cr6 less than 32 µg/L
MW-21	IRZ-37; IRZ-39	05/12/2026	<1	3.1	N	4.6	<1	-3.6	-78%	Y	Y	0.17	4.1	Y	Y	4.47	2.6	Y	1.04	1.2	Y	N	Y	Baseline Cr6 less than 32 µg/L
MW-21	IRZ-37; IRZ-39	06/11/2026	<1	3.8	N	4.6	<1	-3.6	-78%	Y	Y	0.17	2.8	Y	Y	4.47	4.9	Y	1.04	1.3	Y	N	Y	Baseline Cr6 less than 32 µg/L
MW-26	IRZ-31	04/16/2026	<1	<1	N	2,300	<0.2	-2,300	-100%	Y	Y	0.11	0.15	Y	Y	2.2	2.3	Y	0.12	0.66	Y	Y	Y	Cr6 concentrations maintained less than 32 µg/L
MW-26	IRZ-31	05/14/2026	<1	<1	N	2,300	<0.2	-2,300	-100%	Y	Y	0.11	0.21 J	Y	Y	2.2	1.0	Y	0.12	0.87	Y	Y	Y	Cr6 concentrations maintained less than 32 µg/L
MW-26	IRZ-31	06/10/2026	<1	<1	N	2,300	<1	-2,299	-100%	Y	Y	0.11	0.16 J	Y	Y	2.2	3.8	Y	0.12	0.78	Y	Y	Y	Cr6 concentrations maintained less than 32 µg/L
MW-31-060	IRZ-18	04/14/2026	<1	<1	N	410	<0.2	-410	-100%	Y	Y	0.11	0.15 J	Y	Y	1.96	<0.1	Y	0.0066	0.57	Y	Y	Y	Cr6 concentrations maintained less than 32 µg/L
MW-31-060	IRZ-18	05/12/2026	<1	<1	N	410	<1	-409	-100%	Y	Y	0.11	0.4	Y	Y	1.96	<0.1	Y	0.0066	0.43	Y	Y	Y	Cr6 concentrations maintained less than 32 µg/L
MW-31-060	IRZ-18	06/09/2026	<1	<1	N	410	<1	-409	-100%	Y	Y	0.11	0.35 J	Y	Y	1.96	0.44 J	Y	0.0066	0.42	Y	Y	Y	Cr6 concentrations maintained less than 32 µg/L
MW-31-135	IRZ-18	04/14/2026	<1	<1	N	15	6.9	-8.1	-54%	Y	Y	0.061	<0.02	N	Y	4.64	0.5	Y	0.13	0.0086	Y	N	Y	Baseline Cr6 less than 32 µg/L
MW-31-135	IRZ-18	05/12/2026	<1	<1	N	15	2.7	-12	-82%	Y	Y	0.061	0.04	N	Y	4.64	<0.1	Y	0.13	0.016	Y	N	Y	Baseline Cr6 less than 32 µg/L
MW-31-135	IRZ-18	06/09/2026	<1	<1	N	15	2.2	-13	-85%	Y	Y	0.061	0.13 J	Y	Y	4.64	3.3 J	Y	0.13	0.02	Y	N	Y	Baseline Cr6 less than 32 µg/L
MW-51	IRZ-31	04/16/2026	<1	<1	N	3,300	<1	-3,299	-100%	Y	Y	0.081	<0.02	N	Y	4.9	0.7	Y	0.0045	0.75	Y	Y	Y	Cr6 concentrations maintained less than 32 µg/L
MW-51	IRZ-31	05/14/2026	<1	<1	N	3,300	<0.2	-3,300	-100%	Y	Y	0.081	0.043 J	N	Y	4.9	0.31 J	Y	0.0045	0.74	Y	Y	Y	Cr6 concentrations maintained less than 32 µg/L
MW-51	IRZ-31	06/10/2026	<1	<1	N	3,300	<0.2	-3,300	-100%	Y	Y	0.081	0.048 J	N	Y	4.9	3.0	Y	0.0045	0.84	Y	Y	Y	Cr6 concentrations maintained less than 32 µg/L
MW-71-035	IRZ-39	04/14/2026	<1	1.4	N	<1.0	2.8	1.8	180%	N	Y	13	<0.02	N	Y	10	<0.1	Y	5.2	0.01	Y	N	Y	Baseline Cr6 less than 32 µg/L
MW-71-035	IRZ-39	05/12/2026	<1	1.9	N	<1.0	1.7	0.7	70%	N	Y	13	0.042	N	Y	10	<0.1	Y	5.2	0.047	Y	N	Y	Baseline Cr6 less than 32 µg/L
MW-71-035	IRZ-39	06/11/2026	<1	2.6	N	<1.0	4.8	3.8	380%	N	Y	13	<0.02	N	Y	10	2.0	Y	5.2	0.0045	Y	N	Y	Baseline Cr6 less than 32 µg/L
MW-76-039	IRZ-15	04/13/2026	<1	<1	N	130	<1	-129	-99%	Y	Y	2	<0.02	N	Y	1.3	<0.1	Y	0.22	0.73	Y	Y	Y	Cr6 concentrations maintained less than 32 µg/L
MW-76-039	IRZ-15	05/11/2026	<1	<1	N	130	<1	-129	-99%	Y	Y	2	<0.02	N	Y	1.3	<0.1	Y	0.22	0.74	Y	Y	Y	Cr6 concentrations maintained less than 32 µg/L
MW-76-039	IRZ-15	06/08/2026	<1	<1	N	130	<1	-129	-99%	Y	Y	2	<0.02	N	Y	1.3	1.1	Y	0.22	1.3	Y	Y	Y	Cr6 concentrations maintained less than 32 µg/L
MW-76-156	IRZ-15	04/13/2026	<1	<1	N	4.2	<0.2	-3.8	-95%	Y	Y	0.17	0.041	N	Y	2.5	<0.1	Y	0.28	0.061	Y	N	Y	Baseline Cr6 less than 32 µg/L
MW-76-156	IRZ-15	05/11/2026	<1	<1	N	4.2	<1	-3.2	-76%	Y	Y	0.17	<0.02	N	Y	2.5	<0.1	Y	0.28	0.085	Y	N	Y	Baseline Cr6 less than 32 µg/L
MW-76-156	IRZ-15	06/08/2026	<1	<1	N	4.2	<1	-3.2	-76%	Y	Y	0.17	<0.02	N	Y	2.5	0.9	Y	0.28	0.06	Y	N	Y	Baseline Cr6 less than 32 µg/L
MW-76-181	IRZ-15	04/13/2026	<1	<1	N	1,500	<1	-1,499	-100%	Y	Y	0.08	<0.02	N	Y	1.7	<0.1	Y	0.93	0.056	Y	Y	Y	Cr6 concentrations maintained less than 32 µg/L
MW-76-181	IRZ-15	05/11/2026	<1	<1	N	1,500	<1	-1,499	-100%	Y	Y	0.08	0.058	N	Y	1.7	<0.1	Y	0.93	0.047	Y	Y	Y	Cr6 concentrations maintained less than 32 µg/L
MW-76-181	IRZ-15	06/08/2026	<1	<1	N	1,500	<1	-1,499	-100%	Y	Y	0.08	0.088	Y	Y	1.7	2.8	Y	0.93	0.066	Y	Y	Y	Cr6 concentrations maintained less than 32 µg/L
MW-76-218	IRZ-15	04/13/2026	<1	<1	N	320	1.3	-319	-100%	Y	Y	0.18	0.031	N	Y	5.1	0.4	Y	0.39	0.007	Y	Y	Y	Cr6 concentrations maintained less than 32 µg/L
MW-76-218	IRZ-15	05/11/2026	<1	<1	N	320	1.1	-319	-100%	Y	Y	0.18	<0.02	N	Y	5.1	1.2	Y	0.39	0.061	Y	Y	Y	Cr6 concentrations maintained less than 32 µg/L
MW-76-218	IRZ-15	06/08/2026	<1	<1	N	320	<1	-319	-100%	Y	Y	0.18	0.026	N	Y	5.1	4.6	Y	0.39	0.078	Y	Y	Y	Cr6 concentrations maintained less than 32 µg/L

Table 3.5
NTH IRZ Dose Response Monitoring Wells Performance Summary
Second Quarter 2026 Quarterly Progress Report
Pacific Gas and Electric Company Topock Compressor Station, Needles, California

Monitoring Well ID	IRZ Injection Well ID	Sample Date	TOC			Cr6						Dissolved Iron				Dissolved Arsenic			Dissolved Manganese			Evidence of Treated Groundwater at Well[g]	Are In-Situ Byproducts Controlled?	Operational Response and Reasoning[h]
			TOC Baseline[a] (mg/L)	TOC (mg/L)	Is TOC within the Target Range of 15 - 50 mg/L[b]?	Cr6 Baseline[c] (µg/L)	Cr6 (µg/L)	Change from Baseline Concentration (µg/L)	Percent Change from Baseline Concentration (%)[d]	Are Cr6 Concentrations Decreasing Compared to the Baseline Concentration?	Is Cr6 < 32 µg/L?	Dissolved Iron Baseline[f] (mg/L)	Dissolved Iron (mg/L)	Are Dissolved Iron Concentrations above Baseline?	Is Dissolved Iron < 5 mg/L[e]? If Dissolved Iron > 5 mg/L, Is It < Baseline?	Dissolved Arsenic Baseline[f] (µg/L)	Dissolved Arsenic (µg/L)	Is Dissolved Arsenic < 15 µg/L[e]? If Dissolved Arsenic > 15 µg/L, Is It < Baseline?	Dissolved Manganese Baseline[f] (mg/L)	Dissolved Manganese (mg/L)	Is Dissolved Manganese < 5 mg/L[e]? If Dissolved Manganese > 5 mg/L, Is It < Baseline?			
MW-78-070	IRZ-25; IRZ-27	04/16/2026	<1	<1	N	4,400	<0.2	-4,400	-100%	Y	Y	0.1	0.022	N	Y	1.4	<0.1	Y	0.0054	0.17	Y	Y	Y	Cr6 concentrations maintained less than 32 µg/L
MW-78-070	IRZ-25; IRZ-27	05/14/2026	<1	<1	N	4,400	<0.2	-4,400	-100%	Y	Y	0.1	<0.02 J	N	Y	1.4	<0.1	Y	0.0054	0.13	Y	Y	Y	Cr6 concentrations maintained less than 32 µg/L
MW-78-070	IRZ-25; IRZ-27	06/10/2026	<1	<1	N	4,400	<0.2	-4,400	-100%	Y	Y	0.1	0.043 J	N	Y	1.4	1.0	Y	0.0054	0.093	Y	Y	Y	Cr6 concentrations maintained less than 32 µg/L
MW-78-142	IRZ-25; IRZ-27	04/16/2026	<1	<1	N	6,800	62	-6,738	-99%	Y	N	0.13	<0.02	N	Y	4.3	1.3	Y	0.025	0.0041	Y	Y	Y	Cr6 concentrations are decreasing; need continued treatment
MW-78-142	IRZ-25; IRZ-27	05/14/2026	<1	<1	N	6,800	<1	-6,799	-100%	Y	Y	0.13	0.033 J	N	Y	4.3	0.8	Y	0.025	0.0043	Y	Y	Y	Cr6 concentrations are decreasing; need continued treatment
MW-78-142	IRZ-25; IRZ-27	06/10/2026	<1	<1	N	6,800	360	-6,440	-95%	Y	N	0.13	<0.02 J	N	Y	4.3	3.6	Y	0.025	0.0033	Y	Y	Y	Cr6 concentrations are decreasing; need continued treatment
MW-79-058	IRZ-29; IRZ-31	04/16/2026	<1	<1	N	3,200	<0.2	-3,200	-100%	Y	Y	2.6	0.091	N	Y	2.5	<0.1	Y	0.47	0.29	Y	Y	Y	Cr6 concentrations maintained less than 32 µg/L
MW-79-058	IRZ-29; IRZ-31	05/14/2026	<1	1.0	N	3,200	<1	-3,199	-100%	Y	Y	2.6	0.027 J	N	Y	2.5	<0.1	Y	0.47	0.28	Y	Y	Y	Cr6 concentrations maintained less than 32 µg/L
MW-79-058	IRZ-29; IRZ-31	06/10/2026	<1	<1	N	3,200	<0.2	-3,200	-100%	Y	Y	2.6	0.051 J	N	Y	2.5	1.2	Y	0.47	0.26	Y	Y	Y	Cr6 concentrations maintained less than 32 µg/L
MW-79-102	IRZ-29; IRZ-31	04/16/2026	<1	3.1	N	3,500	<0.2	-3,500	-100%	Y	Y	0.065	0.47	Y	Y	4.8	0.8	Y	0.054	0.89	Y	Y	Y	Cr6 concentrations maintained less than 32 µg/L
MW-79-102	IRZ-29; IRZ-31	05/14/2026	<1	<1	N	3,500	<1	-3,499	-100%	Y	Y	0.065	0.29 J	Y	Y	4.8	1.1	Y	0.054	1.2	Y	Y	Y	Cr6 concentrations maintained less than 32 µg/L
MW-79-102	IRZ-29; IRZ-31	06/10/2026	<1	<1	N	3,500	<0.2	-3,500	-100%	Y	Y	0.065	0.27 J	Y	Y	4.8	3.3	Y	0.054	0.62	Y	Y	Y	Cr6 concentrations maintained less than 32 µg/L
MW-80-057	IRZ-35	04/16/2026	<1	<1	N	840 J	7.1	-833	-99%	Y	Y	0.11	0.029	N	Y	3.3	<0.1	Y	0.08	0.19	Y	Y	Y	Cr6 concentrations maintained less than 32 µg/L
MW-80-057	IRZ-35	05/14/2026	<1	<1	N	840 J	0.2	-840	-100%	Y	Y	0.11	0.043 J	N	Y	3.3	<0.1	Y	0.08	0.42	Y	Y	Y	Cr6 concentrations maintained less than 32 µg/L
MW-80-057	IRZ-35	06/10/2026	<1	<1	N	840 J	3.5	-837	-100%	Y	Y	0.11	0.1 J	N	Y	3.3	1.8	Y	0.08	0.21	Y	Y	Y	Cr6 concentrations maintained less than 32 µg/L
MW-80-082	IRZ-35	04/16/2026	<1	<1	N	2,100	<0.2	-2,100	-100%	Y	Y	0.059	0.081	Y	Y	4.2	1.5	Y	0.01	0.36	Y	Y	Y	Cr6 concentrations maintained less than 32 µg/L
MW-80-082	IRZ-35	05/14/2026	<1	<1	N	2,100	<0.2	-2,100	-100%	Y	Y	0.059	0.06 J	Y	Y	4.2	0.6	Y	0.01	0.41	Y	Y	Y	Cr6 concentrations maintained less than 32 µg/L
MW-80-082	IRZ-35	06/10/2026	<1	<1	N	2,100	<0.2	-2,100	-100%	Y	Y	0.059	0.16 J	Y	Y	4.2	3.0	Y	0.01	0.35	Y	Y	Y	Cr6 concentrations maintained less than 32 µg/L
TW-02D	IRZ-21	04/14/2026	<1	<1	N	740	<1	-739	-100%	Y	Y	0.77	<0.02	N	Y	4.53	2.6	Y	0.21	0.085	Y	Y	Y	IRZ injection well not operating; Cr6 concentrations maintained less than 32 µg/L
TW-02D	IRZ-21	05/12/2026	<1	<1	N	740	<1	-739	-100%	Y	Y	0.77	<0.02	N	Y	4.53	1.7	Y	0.21	0.089	Y	Y	Y	IRZ injection well not operating; Cr6 concentrations maintained less than 32 µg/L
TW-02D	IRZ-21	06/11/2026	<1	<1	N	740	<1	-739	-100%	Y	Y	0.77	0.038	N	Y	4.53	4.9	Y	0.21	0.085	Y	Y	Y	IRZ injection well not operating; Cr6 concentrations maintained less than 32 µg/L
TW-02S	IRZ-21	04/14/2026	<1	<1	N	81	0.8	-80	-99%	Y	Y	0.18	<0.02	N	Y	<10	<0.1	Y	0.09	<0.0005	Y	Y	Y	IRZ injection well not operating; Cr6 concentrations maintained less than 32 µg/L
TW-02S	IRZ-21	05/12/2026	<1	<1	N	81	1.4	-80	-98%	Y	Y	0.18	0.026	N	Y	<10	<0.1	Y	0.09	<0.0005	Y	Y	Y	IRZ injection well not operating; Cr6 concentrations maintained less than 32 µg/L
TW-02S	IRZ-21	06/11/2026	<1	<1	N	81	1.7	-79	-98%	Y	Y	0.18	0.066	N	Y	<10	1.4	Y	0.09	0.0011	Y	Y	Y	IRZ injection well not operating; Cr6 concentrations maintained less than 32 µg/L
TW-03D	IRZ-21	04/14/2026	<1	<1	N	470	3.9	-466	-99%	Y	Y	0.18	<0.02	N	Y	<5.0	2.5	Y	0.034	0.067	Y	Y	Y	IRZ injection well not operating; Cr6 concentrations maintained less than 32 µg/L
TW-03D	IRZ-21	05/12/2026	<1	<1	N	470	6.9	-463	-99%	Y	Y	0.18	<0.02	N	Y	<5.0	0.4	Y	0.034	0.085	Y	Y	Y	IRZ injection well not operating; Cr6 concentrations maintained less than 32 µg/L
TW-03D	IRZ-21	06/11/2026	<1	<1	N	470	4.6	-465	-99%	Y	Y	0.18	<0.02	N	Y	<5.0	5.1	Y	0.034	0.063	Y	Y	Y	IRZ injection well not operating; Cr6 concentrations maintained less than 32 µg/L

Table 3.5

NTH IRZ Dose-Response Monitoring Wells Performance Summary

Second Quarter 2026 Quarterly Progress Report

Pacific Gas and Electric Company Topock Compressor Station, Needles, California

Notes:

1. If a primary sample and field duplicate sample were collected, then the maximum result is presented.

[a] Baseline TOC concentrations are defined by the most recent sampling result prior to IRZ system startup. If a result was a non-detect value at an elevated reporting limit, previous sampling events were considered to develop a more conservative baseline concentration.

[b] Anticipated target ranges were set forth in the NTH IRZ Injection Decision Rules and Operational Framework (CH2M Hill 2015).

[c] Baseline Cr6 concentrations represent the maximum concentration observed at each monitoring well between January 2020 and December 2021.

[d] In comparison to the baseline concentration, a negative value indicates a decrease in concentration and a positive value indicates an increase in concentration.

[e] Anticipated comparison values were set forth in the NTH IRZ Injection Decision Rules and Operational Framework (CH2M Hill 2015).

[f] Baseline dissolved iron, dissolved arsenic, and dissolved manganese concentrations represent the maximum historical concentration observed at each monitoring well. For wells installed after 2019, baseline concentrations represent the maximum concentration observed at each monitoring well between January 2020 and December 2021.

[g] Evidence of treated groundwater at the monitoring well is determined by changes in TOC, Cr6, and/or in situ byproduct (dissolved iron, dissolved arsenic, and dissolved manganese) concentrations, as outlined in the NTH IRZ Injection Decision Rules and Operational Framework (CH2M Hill 2015). Additional information, including changes in nitrate and sulfate concentrations, is also used to support evidence of treated groundwater.

[h] The need for an operational response is determined based on evidence of treated groundwater at the monitoring well and control of in situ byproducts, as outlined in the NTH IRZ Injection Decision Rules and Operational Framework (CH2M Hill 2015).

Acronyms and Abbreviations:

µg/L = microgram per liter

<x = not detected at the reporting limit, as indicated in parentheses

< = less than

> = greater than

CH2M Hill = CH2M Hill, Inc.

Cr6 = hexavalent chromium

ID = identification

IRZ = In Situ Reactive Zone

J = estimated concentration

mg/L= milligram per liter

N = no

NTH = National Trails Highway

TOC = total organic carbon

Y = yes

Reference:

CH2M Hill. 2015. Basis of Design Report/Final (100%) Design Submittal for the Final Groundwater Remedy, PG&E Topock Compressor Station, Needles, California. November.

Table 3.6
NTH IRZ Downgradient Response Monitoring Wells Performance Summary
Second Quarter 2026 Quarterly Progress Report
Pacific Gas and Electric Company, Topock Compressor Station, Needles, California

Monitoring Well ID	Sample Date	Cr6						Dissolved Iron			Dissolved Arsenic			Dissolved Manganese			Are In-Situ Byproducts Controlled?	Operational Response and Reasoning[e]
		Cr6 Baseline[a] (µg/L)	Cr6 (µg/L)	Change from Baseline Concentration[b] (µg/L)	Percent Change from Baseline Concentration[b]	Anticipated Change in Cr6 Concentrations[c]	Is Cr6 Concentration Within Expectations?	Dissolved Iron Baseline[d] (mg/L)	Dissolved Iron (mg/L)	Is Dissolved Iron < 5 mg/L[c]? If Dissolved Iron > 5 mg/L, Is It < Baseline?	Dissolved Arsenic Baseline[d] (µg/L)	Dissolved Arsenic (µg/L)	Is Dissolved Arsenic < 15 µg/L[c]? If Dissolved Arsenic > 15 µg/L, Is It < Baseline?	Dissolved Manganese Baseline[d] (mg/L)	Dissolved Manganese (mg/L)	Is Dissolved Manganese < 5 mg/L[c]? If Dissolved Manganese > 5 mg/L, Is It < Baseline?		
Northern Floodplain																		
MW-28-025	04/28/2026	<0.2	<0.20	0	0%	Remains below 32 µg/L	Y	0.063	0.044	Y	2.4	2.3	Y	0.41	0.89	Y	Y	No operational changes made
MW-28-090	04/28/2026	<0.2	<0.20	0	0%	Remains below 32 µg/L	Y	1	0.9	Y	7.7	<0.10	Y	0.664	0.9	Y	Y	No operational changes made
MW-46-175	04/14/2026	9.1	15	5.9	65%	Remains below 32 µg/L	Y	0.2	--	Y	2.9	--	Y	0.025	--	Y	Y	No operational changes made; monitoring closely
MW-46-175	05/14/2026	9.1	15	5.9	65%	Remains below 32 µg/L	Y	0.2	<0.02 J	Y	2.9	<0.10	Y	0.025	0.015	Y	Y	No operational changes made; monitoring closely
MW-46-175	06/09/2026	9.1	14	4.9	54%	Remains below 32 µg/L	Y	0.2	--	Y	2.9	--	Y	0.025	--	Y	Y	No operational changes made; monitoring closely
MW-46-205	05/20/2026	1.6	2.5	0.9	57%	Remains below 32 µg/L	Y	0.068	0.2 J	Y	<0.1	2.6 J	Y	0.053	0.0011 J	Y	Y	No operational changes made
MW-77-046	05/13/2026	1.1	<0.20	-0.9	-82%	Remains below 32 µg/L	Y	0.94	0.033	Y	3.6	0.6	Y	0.46	0.78	Y	Y	No operational changes made
MW-77-102	05/13/2026	1.6	<1.0	-0.6	-38%	Remains below 32 µg/L	Y	0.082	0.024	Y	1.3	<0.10	Y	0.064	0.0099	Y	Y	No operational changes made
MW-77-158	05/13/2026	10 J	<0.20	-10	-98%	Remains below 32 µg/L	Y	0.048	0.032	Y	3.2	<0.10	Y	0.087	0.028	Y	Y	No operational changes made
MW-77-187	04/15/2026	4.1	<1.0	-3.1	-76%	Remains below 32 µg/L	Y	0.05	--	Y	4.4	--	Y	0.11	--	Y	Y	No operational changes made
MW-77-187	05/13/2026	4.1	<1.0	-3.1	-76%	Remains below 32 µg/L	Y	0.05	<0.02	Y	4.4	1.9	Y	0.11	0.044	Y	Y	No operational changes made
MW-77-187	06/09/2026	4.1	<1.0	-3.1	-76%	Remains below 32 µg/L	Y	0.05	--	Y	4.4	--	Y	0.11	--	Y	Y	No operational changes made
MW-81-043	04/15/2026	13	<1.0	-12	-93%	Remains below 32 µg/L	Y	0.38	--	Y	3.4	--	Y	0.36	--	Y	Y	No operational changes made
MW-81-043	05/11/2026	13	<1.0	-12	-93%	Remains below 32 µg/L	Y	0.38	0.1	Y	3.4	<0.10	Y	0.36	0.053	Y	Y	No operational changes made
MW-81-043	06/10/2026	13	<0.20	-13	-99%	Remains below 32 µg/L	Y	0.38	--	Y	3.4	--	Y	0.36	--	Y	Y	No operational changes made
MW-81-098	04/15/2026	2.0 J	<1.0	-1	-50%	Remains below 32 µg/L	Y	0.15	--	Y	1	--	Y	0.28	--	Y	Y	No operational changes made
MW-81-098	05/11/2026	2.0 J	<1.0	-1	-50%	Remains below 32 µg/L	Y	0.15	0.1	Y	1	<0.10	Y	0.28	0.049	Y	Y	No operational changes made
MW-81-098	06/10/2026	2.0 J	<1.0	-1	-50%	Remains below 32 µg/L	Y	0.15	--	Y	1	--	Y	0.28	--	Y	Y	No operational changes made
MW-82-046	06/18/2026	<0.2	<1.0	0.8	0%	Increasing before decreasing below 32 µg/L	Y	6.6	2.5	Y	32	9.1	Y	0.48	0.49	Y	Y	No operational changes made
MW-82-112	06/18/2026	0.88	<1.0	0.12	14%	Increasing before decreasing below 32 µg/L	Y	0.11	0.056	Y	2	2.1	Y	0.072	0.0043	Y	Y	No operational changes made
MW-82-168	06/18/2026	7	<1.0	-6	-86%	Increasing before decreasing below 32 µg/L	Y	0.094	0.052	Y	1.9	1.7	Y	0.32	0.053	Y	Y	No operational changes made
MW-82-198	06/18/2026	<1.0	<1.0	0	0%	Increasing before decreasing below 32 µg/L	Y	0.27	0.037	Y	3.9	3.1	Y	0.23	0.056	Y	Y	No operational changes made
MW-86-030	04/29/2026	<0.2	<0.20	0	0%	Remains below 32 µg/L	Y	1.4	1.9 J	Y	7.8	6.6 J	Y	0.44	0.26 J	Y	Y	No operational changes made
MW-86-066	04/29/2026	<0.2	<0.20	0	0%	Remains below 32 µg/L	Y	0.42	0.091 J	Y	2	<0.1 J	Y	1.1	0.28 J	Y	Y	No operational changes made
MW-86-120	05/28/2026	1.1 J	<1.0	-0.1	-10%	Remains below 32 µg/L	Y	0.69	--	Y	3.1	<0.10	Y	0.98	0.85	Y	Y	No operational changes made
MW-86-140	04/29/2026	<1.0	<1.0	0	0%	Remains below 32 µg/L	Y	0.53	<0.02 J	Y	1.4	<0.1 J	Y	1.5	0.44	Y	Y	No operational changes made
Central Floodplain																		
MW-30-030R	05/12/2026	<1.0	<0.20	-0.8	0%	Remains below 32 µg/L	Y	5.37	0.4	Y	19	4.1	Y	1.3	0.12	Y	Y	No operational changes made
MW-30-050	05/12/2026	<0.2	<0.20	0	0%	Remains below 32 µg/L	Y	0.12	0.1	Y	9.7	0.7	Y	0.26	1.8	Y	Y	No operational changes made

Table 3.6
NTH IRZ Downgradient Response Monitoring Wells Performance Summary
Second Quarter 2026 Quarterly Progress Report
Pacific Gas and Electric Company, Topock Compressor Station, Needles, California

Monitoring Well ID	Sample Date	Cr6						Dissolved Iron			Dissolved Arsenic			Dissolved Manganese			Are In-Situ Byproducts Controlled?	Operational Response and Reasoning[e]
		Cr6 Baseline[a] (µg/L)	Cr6 (µg/L)	Change from Baseline Concentration[b] (µg/L)	Percent Change from Baseline Concentration[b]	Anticipated Change in Cr6 Concentrations[c]	Is Cr6 Concentration Within Expectations?	Dissolved Iron Baseline[d] (mg/L)	Dissolved Iron (mg/L)	Is Dissolved Iron < 5 mg/L[c]? If Dissolved Iron > 5 mg/L, Is It < Baseline?	Dissolved Arsenic Baseline[d] (µg/L)	Dissolved Arsenic (µg/L)	Is Dissolved Arsenic < 15 µg/L[c]? If Dissolved Arsenic > 15 µg/L, Is It < Baseline?	Dissolved Manganese Baseline[d] (mg/L)	Dissolved Manganese (mg/L)	Is Dissolved Manganese < 5 mg/L[c]? If Dissolved Manganese > 5 mg/L, Is It < Baseline?		
MW-34-055	04/16/2026	<0.2	<0.20	0	0%	Remains below 32 µg/L	Y	0.505	0.034	Y	4.83	2.3	Y	0.29	0.18	Y	Y	No operational changes made
MW-34-080	04/16/2026	<0.2	<1.0	0.8	0%	Remains below 32 µg/L	Y	0.35	0.2	Y	7.3	<0.10	Y	0.3	0.15	Y	Y	No operational changes made
MW-34-100	04/16/2026	<1.0	1.3	0.3	30%	Steady	Y	0.47	--	Y	16	--	Y	0.23	--	Y	Y	No operational changes made
MW-34-100	05/13/2026	<1.0	<1.0	0	0%	Steady	Y	0.47	0.08	Y	16	<0.10	Y	0.23	0.29	Y	Y	No operational changes made
MW-34-100	06/09/2026	<1.0	<1.0	0	0%	Steady	Y	0.47	--	Y	16	--	Y	0.23	--	Y	Y	No operational changes made
MW-36-020	05/13/2026	<0.2	<0.20	0	0%	Remains below 32 µg/L	Y	2.75	0.6	Y	3.3	0.9	Y	0.642	0.2	Y	Y	No operational changes made
MW-36-040	05/13/2026	<0.2	<0.20	0	0%	Remains below 32 µg/L	Y	3.92	0.8	Y	7.7	5.6	Y	0.699	0.35	Y	Y	No operational changes made
MW-36-050	05/13/2026	<0.2	<0.20	0	0%	Remains below 32 µg/L	Y	0.57	0.5	Y	5.6	4.4	Y	0.517	0.54	Y	Y	No operational changes made
MW-36-070	05/13/2026	0.2	<0.20	0	0%	Remains below 32 µg/L	Y	0.57	0.1	Y	10	1.2	Y	1.6	0.9	Y	Y	No operational changes made
MW-36-090	05/13/2026	<0.2	<0.20	0	0%	Remains below 32 µg/L	Y	0.13	0.082	Y	25	0.4 J	Y	0.17	0.13	Y	Y	No operational changes made
MW-36-100	04/15/2026	36	<0.20	-36	-100%	Increasing	Y	0.26	--	Y	14	--	Y	0.39	--	Y	Y	No operational changes made
MW-36-100	05/13/2026	36	<1.0	-35	-98%	Increasing	Y	0.26	0.3	Y	14	0.3 J	Y	0.39	0.29	Y	Y	No operational changes made
MW-36-100	06/09/2026	36	<1.0	-35	-98%	Increasing	Y	0.26	--	Y	14	--	Y	0.39	--	Y	Y	No operational changes made
MW-39-040	05/12/2026	<0.2	<0.20	0	0%	Remains below 32 µg/L	Y	12.4	0.5	Y	21	12	Y	1.59	0.15	Y	Y	No operational changes made
MW-39-050	05/12/2026	<0.2	<0.20	0	0%	Remains below 32 µg/L	Y	0.15	0.031	Y	16	0.7	Y	0.19	1.1	Y	Y	No operational changes made
MW-39-060	05/12/2026	<0.2	0.53	0.3	165%	Remains below 32 µg/L	Y	0.12	0.1	Y	7.6	1.9	Y	0.11	0.81	Y	Y	No operational changes made
MW-39-070	04/15/2026	<0.2	<0.20	0	0%	Remains below 32 µg/L	Y	0.22	--	Y	16	--	Y	0.12	--	Y	Y	No operational changes made
MW-39-070	05/12/2026	<0.2	<0.20	0	0%	Remains below 32 µg/L	Y	0.22	0.025	Y	16	0.2	Y	0.12	0.015	Y	Y	No operational changes made
MW-39-070	06/09/2026	<0.2	<0.20	0	0%	Remains below 32 µg/L	Y	0.22	--	Y	16	--	Y	0.12	--	Y	Y	No operational changes made
MW-39-080	04/15/2026	0.47	6.6	6.1	1305%	Remains below 32 µg/L	Y	0.12		Y	16		Y	0.12		Y	Y	No operational changes made
MW-39-080	05/12/2026	0.47	5.6	5.1	1092%	Remains below 32 µg/L	Y	0.12	<0.02	Y	16	<0.10	Y	0.12	0.0046	Y	Y	No operational changes made
MW-39-080	06/09/2026	0.47	5.2	4.7	1007%	Remains below 32 µg/L	Y	0.12	--	Y	16	--	Y	0.12	--	Y	Y	No operational changes made
MW-39-100	04/15/2026	120	460	340	284%	Increasing	Y	0.056	--	Y	4.1	--	Y	0.031	--	Y	Y	Continued extraction at IRZ-23; consider operating IRZ-25
MW-39-100	05/12/2026	120	160 J	40	34%	Increasing	Y	0.056	0.025	Y	4.1	<0.10	Y	0.031	0.0087 J	Y	Y	Continued extraction at IRZ-23; consider operating IRZ-25
MW-39-100	06/09/2026	120	600	480	400%	Increasing	Y	0.056	--	Y	4.1	--	Y	0.031	--	Y	Y	Continued extraction at IRZ-23; planned operation of IRZ-25 starting in Third Quarter 2026
MW-44-070	05/14/2026	<0.2	<0.20	0	0%	Remains below 32 µg/L	Y	0.656	2.2	Y	6.6	1.8	Y	0.316	0.98	Y	Y	No operational changes made
MW-44-115	04/13/2026	4.8	19	14.2	296%	Increasing	Y	0.25	--	Y	6.93	--	Y	0.0917	--	Y	Y	No operational changes made; monitoring closely
MW-44-115	05/14/2026	4.8	14	9	192%	Increasing	Y	0.25	0.056	Y	6.93	<0.10	Y	0.0917	0.018	Y	Y	No operational changes made; monitoring closely
MW-44-115	06/09/2026	4.8	17	12.2	255%	Increasing	Y	0.25	--	Y	6.93	--	Y	0.0917	--	Y	Y	No operational changes made; monitoring closely
MW-44-125	04/13/2026	<1.0	<1.0	0	0%	Increasing	Y	0.7	--	Y	5.9	--	Y	0.777	--	Y	Y	No operational changes made

Table 3.6
NTH IRZ Downgradient Response Monitoring Wells Performance Summary
Second Quarter 2026 Quarterly Progress Report
Pacific Gas and Electric Company, Topock Compressor Station, Needles, California

Monitoring Well ID	Sample Date	Cr6						Dissolved Iron			Dissolved Arsenic			Dissolved Manganese			Are In-Situ Byproducts Controlled?	Operational Response and Reasoning[e]
		Cr6 Baseline[a] (µg/L)	Cr6 (µg/L)	Change from Baseline Concentration[b] (µg/L)	Percent Change from Baseline Concentration[b]	Anticipated Change in Cr6 Concentrations[c]	Is Cr6 Concentration Within Expectations?	Dissolved Iron Baseline[d] (mg/L)	Dissolved Iron (mg/L)	Is Dissolved Iron < 5 mg/L[c]? If Dissolved Iron > 5 mg/L, Is It < Baseline?	Dissolved Arsenic Baseline[d] (µg/L)	Dissolved Arsenic (µg/L)	Is Dissolved Arsenic < 15 µg/L[c]? If Dissolved Arsenic > 15 µg/L, Is It < Baseline?	Dissolved Manganese Baseline[d] (mg/L)	Dissolved Manganese (mg/L)	Is Dissolved Manganese < 5 mg/L[c]? If Dissolved Manganese > 5 mg/L, Is It < Baseline?		
MW-44-125	05/14/2026	<1.0	<1.0	0	0%	Increasing	Y	0.7	1.4	Y	5.9	0.8	Y	0.777	0.8	Y	Y	No operational changes made
MW-44-125	06/09/2026	<1.0	<1.0	0	0%	Increasing	Y	0.7	–	Y	5.9	–	Y	0.777	–	Y	Y	No operational changes made
MW-45-095a	04/28/2026	<0.2	<1.0	0.8	0%	Increasing	Y	0.0129	<0.02	Y	10	<0.10	Y	0.26	0.28	Y	Y	No operational changes made
PT5S	05/14/2026	<0.2	<0.20	0	0%	Remains below 32 µg/L	Y	1.03	1.0	Y	13	11	Y	2.44	0.21	Y	Y	No operational changes made
PT5M	05/14/2026	<0.2	<0.20	0	0%	Remains below 32 µg/L	Y	1.82	0.02 J	Y	11.1	<0.10	Y	1.77	2.5	Y	Y	No operational changes made
PT5D	04/13/2026	31	33	2.0	7%	May increase before decreasing	N	2.2	–	Y	11.5	–	Y	1.7	–	Y	Y	Continued extraction at IRZ-23; monitoring closely
PT5D	05/14/2026	31	34	3.0	10%	May increase before decreasing	N	2.2	0.028	Y	11.5	2.6	Y	1.7	0.014	Y	Y	Continued extraction at IRZ-23; monitoring closely
PT5D	06/11/2026	31	2.8	-28.2	-91%	May increase before decreasing	Y	2.2	–	Y	11.5	–	Y	1.7	–	Y	Y	Continued extraction at IRZ-23; monitoring closely
Southern Floodplain																		
MW-22	06/16/2026	<1.0	<1.0	0	0%	Remains below 32 µg/L	Y	21	11	Y	28	14	Y	7.2	1.9	Y	Y	No operational changes made
MW-27-020	04/28/2026	<0.2	<0.20	0	0%	Remains below 32 µg/L	Y	2.9	0.092	Y	4.8	1.1	Y	0.36	0.14	Y	Y	No operational changes made
MW-27-060	04/28/2026	<0.2	<0.20	0	0%	Remains below 32 µg/L	Y	2.6	1.3	Y	13	12	Y	0.35	0.61	Y	Y	No operational changes made
MW-27-085	04/28/2026	<1.0	<1.0	0	0%	Remains below 32 µg/L	Y	1.9	0.2	Y	14	<0.10	Y	0.964	0.25	Y	Y	No operational changes made
MW-32-020	06/16/2026	<1.0	<2.0	0	0%	Remains below 32 µg/L	Y	21	8.3	Y	65	3.1	Y	2.85	0.6	Y	Y	No operational changes made
MW-32-035	06/16/2026	<0.2	<1.0	0.8	0%	Remains below 32 µg/L	Y	24.1	10	Y	53	14	Y	4.3	1.0	Y	Y	No operational changes made
MW-42-030	06/15/2026	<0.2	<0.20	0	0%	Remains below 32 µg/L	Y	5.39	0.3 J	Y	6.5	2.7	Y	0.737	0.093	Y	Y	No operational changes made
MW-42-055	06/15/2026	<0.2	<0.20	0	0%	Remains below 32 µg/L	Y	2.24	1.4	Y	29	14	Y	1.02	0.76	Y	Y	No operational changes made
MW-42-065	06/15/2026	<0.2	<1.0	0.8	0%	Remains below 32 µg/L	Y	0.36	0.053 J	Y	14	<0.10	Y	2.37	1.9	Y	Y	No operational changes made
MW-43-025	04/14/2026	<0.2	–	–	–	Remains below 32 µg/L	Y	5.4	5.4	N	32	–	Y	0.36	--	Y	Y	No operational changes made
MW-43-025	06/10/2026	<0.2	<0.20	0	0%	Remains below 32 µg/L	Y	5.4	6.8 J	N	32	33	N	0.36	0.53	Y	Y	No operational changes made
MW-43-075	06/10/2026	<0.2	<1.0	0.8	0%	Remains below 32 µg/L	Y	5.5	3.9 J	Y	17	9.6	Y	0.93	0.49	Y	Y	No operational changes made
MW-43-090	06/10/2026	<1.0	<1.0	0	0%	Remains below 32 µg/L	Y	9.26	1.5 J	Y	25	3.0	Y	1.26	0.83	Y	Y	No operational changes made
MW-52S	05/20/2026	<0.2	<1.0	0.8	0%	Remains below 32 µg/L	Y	27	17 J	Y	12	<0.1 J	Y	2.1	0.9 J	Y	Y	No operational changes made
MW-52M	05/20/2026	<1.0	<1.0	0	0%	Remains below 32 µg/L	Y	2	0.5 J	Y	21	<0.1 J	Y	0.316	0.18 J	Y	Y	No operational changes made
MW-52D	05/20/2026	<1.0	<1.0	0	0%	Remains below 32 µg/L	Y	5.4	0.6 J	Y	27	1.5 J	Y	0.319	0.32 J	Y	Y	No operational changes made
MW-53S	05/20/2026	<0.2	<0.20	0	0%	Remains below 32 µg/L	Y	5.4	9.5 J	N	<0.1	<0.1 J	Y	1.2	2.0 J	Y	Y	No operational changes made
MW-53M	05/20/2026	<1.0	<1.0	0	0%	Remains below 32 µg/L	Y	0.55	1.9 J	Y	25	<0.1 J	Y	0.63	0.65 J	Y	Y	No operational changes made
MW-53D	05/20/2026	<1.0	<1.0	0	0%	Remains below 32 µg/L	Y	0.54	0.5 J	Y	32	2.3 J	Y	2.2	1.1 J	Y	Y	No operational changes made
MW-90-031	06/16/2026	<1.0	<1.0	0	0%	Remains below 32 µg/L	Y	9.8	16	N	3.7	12	Y	0.35	0.69	Y	Y	No operational changes made

Table 3.6
NTH IRZ Downgradient Response Monitoring Wells Performance Summary
Second Quarter 2026 Quarterly Progress Report
Pacific Gas and Electric Company, Topock Compressor Station, Needles, California

Notes:

1. If a primary sample and field duplicate sample were collected, then the maximum result is presented.

[a] Baseline Cr6 concentrations represent the maximum concentration observed at each monitoring well between January 2020 and December 2021.

[b] In comparison to the baseline concentration, a negative value indicates a decrease in concentration and a positive value indicates an increase in concentration.

[c] Anticipated change in Cr6 concentrations and comparison values were determined from the NTH IRZ Injection Decision Rules and Operational Framework (CH2M Hill 2015).

[d] Baseline dissolved iron, dissolved arsenic, and dissolved manganese concentrations represent the maximum historical concentration observed at each monitoring well. For wells installed after 2019, baseline concentrations represent the maximum concentration observed at each monitoring well between January 2020 and December 2021.

[e] The need for an operational response is determined based on anticipated changes in Cr6 concentrations and control of in situ byproducts, as outlined in the NTH IRZ Injection Decision Rules and Operational Framework (CH2M Hill 2015).

Acronyms and Abbreviations:

µg/L = microgram per liter
<x = not detected at the reporting limit
< = less than
> = greater than
-- = not analyzed or applicable
CH2M Hill = CH2M Hill, Inc.
Cr6 = hexavalent chromium
ID = identification
IRZ = In Situ Reactive Zone
J = estimated value
mg/L= milligram per liter
N = no
NTH = National Trails Highway
Y = yes

Reference:

CH2M Hill. 2015. Basis of Design Report / Final (100%) Design Submittal for the Final Groundwater Remedy, PG&E Topock Compressor Station, Needles, California. November.

Table 3.7
Remedy Compliance Monitoring Analytical Results
Second Quarter 2026 Quarterly Progress Report
Pacific Gas and Electric Company, Topock Compressor Station, Needles, California

Monitornig Well ID	Well Group	Sample Date	Sample Type	Hexavalent Chromium (µg/L)	Total Dissolved Chromium (µg/L)	Dissolved Arsenic (µg/L)	Dissolved Manganese (mg/L)
MW-09	Inside Plume	06/17/2026	N	18	19	–	–
MW-09	Inside Plume	06/17/2026	FD	16	16	–	–
MW-10	Inside Plume	04/27/2026	N	1,900	2,100	–	–
MW-10D	Inside Plume	04/27/2026	N	250	300	–	–
MW-11	Inside Plume	04/27/2026	N	780	960	–	–
MW-11D	Inside Plume	06/17/2026	N	310	310	–	–
MW-12	Inside Plume	05/21/2026	N	200	220	–	–
MW-12	Inside Plume	05/21/2026	FD	190	240	–	–
MW-19	Inside Plume	05/26/2026	N	270	280	–	–
MW-20-070	Inside Plume	04/14/2026	N	180	–	0.23	<0.0005
MW-20-070	Inside Plume	05/13/2026	N	200	200	<0.1	<0.0005
MW-20-070	Inside Plume	06/11/2026	N	220	–	1.4	0.00075
MW-20-100	Inside Plume	04/14/2026	N	390	–	4.8	<0.0005
MW-20-100	Inside Plume	05/13/2026	N	290	290	3.4	0.001
MW-20-100	Inside Plume	06/11/2026	N	350	–	4.5	0.0007
MW-20-130	Inside Plume	04/14/2026	N	1,200	–	<0.1	0.0016
MW-20-130	Inside Plume	05/13/2026	N	330	320	<0.1	0.0016
MW-20-130	Inside Plume	06/11/2026	N	250	–	2.8	0.0038
MW-23-060	Inside Plume	05/28/2026	N	24	24	–	–
MW-24A	Inside Plume	05/27/2026	N	1.2 J	1.7	–	–
MW-24A	Inside Plume	05/27/2026	FD	<0.2 J	<1	–	–
MW-24B	Inside Plume	05/27/2026	N	640	730	–	–
MW-25	Inside Plume	05/28/2026	N	48	49	–	–
MW-26	Inside Plume	04/16/2026	N	<0.2	–	2.3	0.66
MW-26	Inside Plume	05/14/2026	N	<0.2	<1	0.99	0.87
MW-26	Inside Plume	06/10/2026	N	<1	–	3.8	0.78
MW-31-060	Inside Plume	04/14/2026	N	<0.2	–	<0.1	0.57
MW-31-060	Inside Plume	04/14/2026	FD	<0.2	–	<0.1	0.5
MW-31-060	Inside Plume	05/12/2026	N	<1	<1	<0.1	0.43
MW-31-060	Inside Plume	06/09/2026	N	<1	–	0.44 J	0.42
MW-38D	Inside Plume	06/18/2026	N	16	18	–	–
MW-38S	Inside Plume	06/18/2026	N	26	26	–	–
MW-39-100	Inside Plume	04/15/2026	N	460	–	–	–
MW-39-100	Inside Plume	05/12/2026	N	160 J	150 J	<0.1	0.0087 J
MW-39-100	Inside Plume	05/12/2026	FD	100 J	99 J	<0.1	0.0062 J
MW-39-100	Inside Plume	06/09/2026	N	600	–	–	–
MW-40D	Inside Plume	06/10/2026	N	2.3	2.5	–	–
MW-50-200	Inside Plume	04/30/2026	N	5,600	5,100	–	–
MW-50-200	Inside Plume	04/30/2026	FD	5,900	5,500	–	–
MW-51	Inside Plume	04/16/2026	N	<1	–	0.74	0.75
MW-51	Inside Plume	05/14/2026	N	<0.2	<1	0.31 J	0.74
MW-51	Inside Plume	06/10/2026	N	<0.2	–	2.9	0.8
MW-51	Inside Plume	06/10/2026	FD	<0.2	–	3.0	0.84
MW-57-070	Inside Plume	06/17/2026	N	<0.2	<1	–	–
MW-59-100	Inside Plume	05/26/2026	N	1,200	1,300	–	–
MW-60-125	Inside Plume	04/29/2026	N	350	390	–	–

Table 3.7
Remedy Compliance Monitoring Analytical Results
Second Quarter 2026 Quarterly Progress Report
Pacific Gas and Electric Company, Topock Compressor Station, Needles, California

Monitornig Well ID	Well Group	Sample Date	Sample Type	Hexavalent Chromium (µg/L)	Total Dissolved Chromium (µg/L)	Dissolved Arsenic (µg/L)	Dissolved Manganese (mg/L)
MW-61-110	Inside Plume	05/28/2026	N	4.5	7.7	–	–
MW-62-065	Inside Plume	05/28/2026	N	420	500	–	–
MW-62-110	Inside Plume	05/28/2026	N	<1	<1	–	–
MW-65-160	Inside Plume	05/27/2026	N	290	290	–	–
MW-65-225	Inside Plume	05/27/2026	N	250	250	–	–
MW-66-165	Inside Plume	05/26/2026	N	340	340	–	–
MW-66-230	Inside Plume	04/30/2026	N	7,100	6,800	–	–
MW-66-230	Inside Plume	04/30/2026	FD	7,200	6,700	–	–
MW-67-185	Inside Plume	05/27/2026	N	470	490	–	0.13
MW-67-225	Inside Plume	05/27/2026	N	1,900	2,100	–	–
MW-67-260	Inside Plume	05/27/2026	N	400	410	–	–
MW-68-180	Inside Plume	04/30/2026	N	4,800	4,700	–	–
MW-68-180	Inside Plume	04/30/2026	FD	4,900	5,100	–	–
MW-68-240	Inside Plume	04/30/2026	N	1,800	1,600	–	–
MW-69-195	Inside Plume	05/27/2026	N	280	260	–	–
MW-70-105	Inside Plume	04/28/2026	N	210	260	–	–
MW-70BR-225	Inside Plume	04/29/2026	N	930	980	–	–
MW-70BR-287	Inside Plume	04/29/2026	N	490	560	–	–
MW-72-080	Inside Plume	05/28/2026	N	35	38	–	–
MW-73-080	Inside Plume	05/28/2026	N	28	28	–	–
MW-75-033	Inside Plume	06/15/2026	N	55	60	–	–
MW-76-039	Inside Plume	04/13/2026	N	<1	–	<0.1	0.73
MW-76-039	Inside Plume	05/11/2026	N	<1	<1	<0.1	0.74
MW-76-039	Inside Plume	06/08/2026	N	<1	–	1.1	1.30
MW-76-156	Inside Plume	04/13/2026	N	<0.2	–	<0.1	0.061
MW-76-156	Inside Plume	05/11/2026	N	<1	<1	<0.1	0.085
MW-76-156	Inside Plume	06/08/2026	N	<1	–	0.86	0.06
MW-76-181	Inside Plume	04/13/2026	N	<1	–	<0.1	0.056
MW-76-181	Inside Plume	05/11/2026	N	<1	<1	<0.1	0.047
MW-76-181	Inside Plume	06/08/2026	N	<1	–	2.8	0.066
MW-76-218	Inside Plume	04/13/2026	N	1.0	–	0.42	0.007
MW-76-218	Inside Plume	04/13/2026	FD	1.3	–	0.4	0.007
MW-76-218	Inside Plume	05/11/2026	N	1.1	1.3	1.2	0.061
MW-76-218	Inside Plume	06/08/2026	N	<1	–	4.6	0.078
MW-78-070	Inside Plume	04/16/2026	N	<0.2	–	<0.1	0.17
MW-78-070	Inside Plume	05/14/2026	N	<0.2	<1	<0.1	0.13
MW-78-070	Inside Plume	06/10/2026	N	<0.2	–	0.98	0.093
MW-78-142	Inside Plume	04/16/2026	N	62	–	1.3	0.0041
MW-78-142	Inside Plume	05/14/2026	N	<1	3.9	0.79	0.0043
MW-78-142	Inside Plume	06/10/2026	N	360	–	3.6	0.0033
MW-79-058	Inside Plume	04/16/2026	N	<0.2	–	<0.1	0.29
MW-79-058	Inside Plume	05/14/2026	N	<1	<1	<0.1	0.28
MW-79-058	Inside Plume	06/10/2026	N	<0.2	–	1.2	0.26
MW-79-058	Inside Plume	06/10/2026	FD	<0.2	–	1.0	0.21
MW-79-102	Inside Plume	04/16/2026	N	<0.2	–	0.79	0.89

Table 3.7
Remedy Compliance Monitoring Analytical Results
Second Quarter 2026 Quarterly Progress Report
Pacific Gas and Electric Company, Topock Compressor Station, Needles, California

Monitornig Well ID	Well Group	Sample Date	Sample Type	Hexavalent Chromium (µg/L)	Total Dissolved Chromium (µg/L)	Dissolved Arsenic (µg/L)	Dissolved Manganese (mg/L)
MW-79-102	Inside Plume	05/14/2026	N	<1	<1	1.1	1.20
MW-79-102	Inside Plume	06/10/2026	N	<0.2	–	3.3	0.62
MW-80-057	Inside Plume	04/16/2026	N	7.1	–	<0.1	0.19
MW-80-057	Inside Plume	05/14/2026	N	<0.2	<1	<0.1	0.42
MW-80-057	Inside Plume	05/14/2026	FD	0.22	<1	<0.1	0.42
MW-80-057	Inside Plume	06/10/2026	N	3.5	–	1.8	0.21
MW-80-082	Inside Plume	04/16/2026	N	<0.2	–	1.3	0.33
MW-80-082	Inside Plume	04/16/2026	FD	<0.2	–	1.5	0.36
MW-80-082	Inside Plume	05/14/2026	N	<0.2	<1	0.59	0.41
MW-80-082	Inside Plume	06/10/2026	N	<0.2	–	3.0	0.35
MW-83-090	Inside Plume	06/16/2026	N	76	72	–	–
MW-83-225	Inside Plume	06/16/2026	N	34	33	–	–
MW-83-245	Inside Plume	06/16/2026	N	2,600	2,700	–	–
MW-84-057	Inside Plume	05/27/2026	N	35	39	–	–
MW-84-193	Inside Plume	05/27/2026	N	1.1	1.1	–	–
MW-84-193	Inside Plume	05/27/2026	FD	<1	1.0	–	–
MW-85-129	Inside Plume	05/26/2026	N	450	520	–	–
MW-85-217	Inside Plume	05/26/2026	N	1,400	1,600	–	–
MW-85-237	Inside Plume	05/26/2026	N	3,800	4,000	–	–
MW-88-107	Inside Plume	06/17/2026	N	150	140	1.7	0.0018 J
MW-88-107	Inside Plume	06/17/2026	FD	170	160	1.7	0.00077 J
MW-98-055	Inside Plume	05/28/2026	N	140	130	–	–
MW-98-077	Inside Plume	05/28/2026	N	880	980	–	–
PT5D	Inside Plume	04/13/2026	N	33	–	–	–
PT5D	Inside Plume	05/14/2026	N	34	31	2.6	0.014
PT5D	Inside Plume	06/11/2026	N	2.8	–	–	–
PT8D	Inside Plume	05/27/2026	N	<1	5.2	–	–
PT9D	Inside Plume	04/30/2026	N	3,900	3,700	–	–
PT9M	Inside Plume	05/27/2026	N	190	180	–	–
PT9S	Inside Plume	05/27/2026	N	<0.2	<1	–	–
TW-01	Inside Plume	04/30/2026	N	4,100	4,000	–	–
TW-02D	Inside Plume	04/14/2026	N	<1	–	2.6	0.085
TW-02D	Inside Plume	05/12/2026	N	<1	<1	1.7	0.089
TW-02D	Inside Plume	06/11/2026	N	<1	–	4.9	0.085
TW-02S	Inside Plume	04/14/2026	N	0.82	–	<0.1	<0.0005
TW-02S	Inside Plume	05/12/2026	N	1.4	1.6	<0.1	<0.0005
TW-02S	Inside Plume	05/12/2026	FD	1.2	1.4	<0.1	<0.0005
TW-02S	Inside Plume	06/11/2026	N	1.7	–	1.4	0.00098
TW-02S	Inside Plume	06/11/2026	FD	1.5	–	1.4	0.0011
TW-03D	Inside Plume	04/14/2026	N	3.9	–	2.5	0.067
TW-03D	Inside Plume	05/12/2026	N	6.9	7.1	0.41	0.085
TW-03D	Inside Plume	06/11/2026	N	4.6	–	5.1	0.063
MW-13	Outside Plume	05/28/2026	N	5.2	6.0	–	–
MW-14	Outside Plume	05/27/2026	N	13	15	–	–
MW-15	Outside Plume	05/27/2026	N	18	20	1.1	<0.0005
MW-21	Outside Plume	04/14/2026	N	<1	–	<0.1	0.23

Table 3.7
Remedy Compliance Monitoring Analytical Results
Second Quarter 2026 Quarterly Progress Report
Pacific Gas and Electric Company, Topock Compressor Station, Needles, California

Monitornig Well ID	Well Group	Sample Date	Sample Type	Hexavalent Chromium (µg/L)	Total Dissolved Chromium (µg/L)	Dissolved Arsenic (µg/L)	Dissolved Manganese (mg/L)
MW-21	Outside Plume	05/12/2026	N	<1	<1	2.6	1.20
MW-21	Outside Plume	06/11/2026	N	<1	–	4.9	1.30
MW-22	Outside Plume	06/16/2026	N	<1	<1	14	1.90
MW-23-080	Outside Plume	05/28/2026	N	<0.2	<1	–	–
MW-24BR	Outside Plume	05/28/2026	N	<1	<1	–	–
MW-27-020	Outside Plume	04/28/2026	N	<0.2	<1	1.1	0.14
MW-27-060	Outside Plume	04/28/2026	N	<0.2	<1	12	0.61
MW-27-085	Outside Plume	04/28/2026	N	<1	<1	<0.1	0.25
MW-28-025	Outside Plume	04/28/2026	N	<0.2	<1	2.3	0.89
MW-28-090	Outside Plume	04/28/2026	N	<0.2	<1	<0.1	0.9
MW-29	Outside Plume	04/28/2026	N	<0.2	<1	–	–
MW-30-030R	Outside Plume	05/12/2026	N	<0.2	<1	4.1	0.12
MW-30-050	Outside Plume	05/12/2026	N	<0.2	<1	0.68	1.80
MW-31-135	Outside Plume	04/14/2026	N	6.9	–	0.54	0.0086
MW-31-135	Outside Plume	05/12/2026	N	2.6	2.6	<0.1	0.016
MW-31-135	Outside Plume	05/12/2026	FD	2.7	2.4	<0.1	0.015
MW-31-135	Outside Plume	06/09/2026	N	2.2	–	3.3 J	0.02
MW-32-020	Outside Plume	06/16/2026	N	<2	<1	3.1	0.6
MW-32-035	Outside Plume	06/16/2026	N	<1	<1	14	1.0
MW-33-040	Outside Plume	05/28/2026	N	<1	<1	–	–
MW-33-090	Outside Plume	05/28/2026	N	<0.2	<1	–	–
MW-33-150	Outside Plume	05/28/2026	N	10	10	–	–
MW-33-210	Outside Plume	05/28/2026	N	<1	<1	–	–
MW-34-055	Outside Plume	04/16/2026	N	<0.2	<1	2.3	0.18
MW-34-080	Outside Plume	04/16/2026	N	<1	<1	<0.1	0.15
MW-34-100	Outside Plume	04/16/2026	N	1.3	–	–	–
MW-34-100	Outside Plume	05/13/2026	N	<1	<1	<0.1	0.29
MW-34-100	Outside Plume	06/09/2026	N	<1	–	–	–
MW-35-060	Outside Plume	06/16/2026	N	19	19	–	–
MW-35-135	Outside Plume	06/16/2026	N	27	27	–	–
MW-36-020	Outside Plume	05/13/2026	N	<0.2	<1	0.76	0.19
MW-36-020	Outside Plume	05/13/2026	FD	<0.2	<1	0.86	0.2
MW-36-040	Outside Plume	05/13/2026	N	<0.2	<1	5.6	0.35
MW-36-050	Outside Plume	05/13/2026	N	<0.2	<1	4.4	0.54
MW-36-070	Outside Plume	05/13/2026	N	<0.2	<1	1.2	0.9
MW-36-090	Outside Plume	05/13/2026	N	<0.2	<1	0.39 J	0.13
MW-36-100	Outside Plume	04/15/2026	N	<0.2	–	–	–
MW-36-100	Outside Plume	05/13/2026	N	<1	2.1	0.27 J	0.29
MW-36-100	Outside Plume	06/09/2026	N	<1	–	–	–
MW-37D	Outside Plume	06/18/2026	N	3.6	3.8	–	–
MW-37S	Outside Plume	06/18/2026	N	12	12	–	–
MW-39-040	Outside Plume	05/12/2026	N	<0.2	<1	12	0.15

Table 3.7
Remedy Compliance Monitoring Analytical Results
Second Quarter 2026 Quarterly Progress Report
Pacific Gas and Electric Company, Topock Compressor Station, Needles, California

Monitornig Well ID	Well Group	Sample Date	Sample Type	Hexavalent Chromium (µg/L)	Total Dissolved Chromium (µg/L)	Dissolved Arsenic (µg/L)	Dissolved Manganese (mg/L)
MW-39-050	Outside Plume	05/12/2026	N	<0.2	<1	0.66	1.10
MW-39-060	Outside Plume	05/12/2026	N	0.53	1.1	1.9	0.81
MW-39-070	Outside Plume	04/15/2026	N	<0.2	–	–	–
MW-39-070	Outside Plume	05/12/2026	N	<0.2	<1	0.24	0.015
MW-39-070	Outside Plume	06/09/2026	N	<0.2	–	–	–
MW-39-080	Outside Plume	04/15/2026	N	6.6	–	–	–
MW-39-080	Outside Plume	05/12/2026	N	5.6	6.2	<0.1	0.0046
MW-39-080	Outside Plume	06/09/2026	N	5.2	–	–	–
MW-40S	Outside Plume	06/10/2026	N	110	110	–	–
MW-41D	Outside Plume	06/16/2026	N	1.3	2.0	–	–
MW-41M	Outside Plume	06/16/2026	N	9.7	9.6	–	–
MW-41S	Outside Plume	06/16/2026	N	5.9	5.8	–	–
MW-42-030	Outside Plume	06/15/2026	N	<0.2	<1	2.7	0.093
MW-42-055	Outside Plume	06/15/2026	N	<0.2	<1	14	0.76
MW-42-065	Outside Plume	06/15/2026	N	<1	<1	<0.1	1.90
MW-43-025	Outside Plume	06/10/2026	N	<0.2	<1	33	0.53
MW-43-075	Outside Plume	06/10/2026	N	<1	<1	9.6	0.49
MW-43-090	Outside Plume	06/10/2026	N	<1	<1	3.0	0.83
MW-44-070	Outside Plume	05/14/2026	N	<0.2	<1	1.8	0.98
MW-44-115	Outside Plume	04/13/2026	N	19	–	–	–
MW-44-115	Outside Plume	05/14/2026	N	14	13	<0.1	0.018
MW-44-115	Outside Plume	05/14/2026	FD	13	13	<0.1	0.018
MW-44-115	Outside Plume	06/09/2026	N	17	–	–	–
MW-44-125	Outside Plume	04/13/2026	N	<1	–	–	–
MW-44-125	Outside Plume	05/14/2026	N	<1	2.5	0.84	0.8
MW-44-125	Outside Plume	06/09/2026	N	<1	–	–	–
MW-45-095a	Outside Plume	04/28/2026	N	<1	<1	<0.1	0.28
MW-46-175	Outside Plume	04/14/2026	N	15	–	–	–
MW-46-175	Outside Plume	05/14/2026	N	15	14	<0.1	0.015
MW-46-175	Outside Plume	06/09/2026	N	14	–	–	–
MW-46-205	Outside Plume	05/20/2026	N	2.5	2.7	2.6 J	0.0011 J
MW-47-055	Outside Plume	05/26/2026	N	17	19	–	–
MW-47-115	Outside Plume	05/26/2026	N	19	21	–	–
MW-48	Outside Plume	05/21/2026	N	<1	<1	–	–
MW-49-135	Outside Plume	04/28/2026	N	12	12	–	–
MW-49-275	Outside Plume	04/28/2026	N	<1	<1	–	–
MW-49-365	Outside Plume	04/28/2026	N	<1	<1	–	–
MW-50-095	Outside Plume	05/26/2026	N	13	14	–	–
MW-52D	Outside Plume	05/20/2026	N	<1	<1	1.5 J	0.32 J
MW-52M	Outside Plume	05/20/2026	N	<1	<1	<0.1 J	0.18 J
MW-52S	Outside Plume	05/20/2026	N	<1	<1	<0.1 J	0.9 J
MW-53D	Outside Plume	05/20/2026	N	<1	<1	2.3 J	1.10 J
MW-53M	Outside Plume	05/20/2026	N	<1	<1	<0.1 J	0.65 J

Table 3.7
Remedy Compliance Monitoring Analytical Results
Second Quarter 2026 Quarterly Progress Report
Pacific Gas and Electric Company, Topock Compressor Station, Needles, California

Monitornig Well ID	Well Group	Sample Date	Sample Type	Hexavalent Chromium (µg/L)	Total Dissolved Chromium (µg/L)	Dissolved Arsenic (µg/L)	Dissolved Manganese (mg/L)
MW-53M	Outside Plume	05/20/2026	FD	<1	<1	<0.1 J	0.54 J
MW-53S	Outside Plume	05/20/2026	N	<0.2	<1	<0.1 J	2.0 J
MW-54-085	Outside Plume	06/11/2026	N	<0.1 J	<2.0	–	–
MW-54-140	Outside Plume	06/11/2026	N	<0.1	<2.0	–	–
MW-54-195	Outside Plume	06/11/2026	N	<0.1 J	<10	–	–
MW-55-045	Outside Plume	05/21/2026	N	R	<2	–	–
MW-55-120	Outside Plume	05/21/2026	N	10.7 J	10.3	–	–
MW-56D	Outside Plume	05/21/2026	N	R	<10	–	–
MW-56M	Outside Plume	05/21/2026	N	R	<2	–	–
MW-56S	Outside Plume	05/21/2026	N	R	<2	–	–
MW-57-185	Outside Plume	06/17/2026	N	<1	<1	–	–
MW-58BR	Outside Plume	05/27/2026	N	6.1	7.9	–	–
MW-60BR-245	Outside Plume	05/28/2026	N	46	47	–	–
MW-60BR-245	Outside Plume	05/28/2026	FD	48	46	–	–
MW-62-190	Outside Plume	05/28/2026	N	<1	<1	–	–
MW-63-065	Outside Plume	05/28/2026	N	<0.2	<1	–	–
MW-64BR	Outside Plume	05/26/2026	N	<1	1.2	–	–
MW-66BR-270	Outside Plume	05/26/2026	N	<0.2	<1	–	–
MW-68BR-280	Outside Plume	05/27/2026	N	<1	<1	–	–
MW-71-035	Outside Plume	04/14/2026	N	2.8	–	<0.1	0.01
MW-71-035	Outside Plume	05/12/2026	N	1.7	1.9	<0.1	0.047
MW-71-035	Outside Plume	06/11/2026	N	4.8	–	2.0	0.0045
MW-72BR-200	Outside Plume	05/28/2026	N	<1	<1	–	–
MW-72BR-200	Outside Plume	05/28/2026	FD	<1	<1	–	–
MW-74-240	Outside Plume	05/27/2026	N	<0.2	<1	–	–
MW-75-117	Outside Plume	06/15/2026	N	17	18	–	–
MW-75-202	Outside Plume	06/15/2026	N	<1	<1	–	–
MW-75-267	Outside Plume	06/15/2026	N	<1	<1	–	–
MW-75-337	Outside Plume	06/15/2026	N	<1	<1	–	–
MW-77-046	Outside Plume	05/13/2026	N	<0.2	<1	0.55	0.78
MW-77-102	Outside Plume	05/13/2026	N	<1	<1	<0.1	0.0099
MW-77-158	Outside Plume	05/13/2026	N	<0.2	<1	<0.1	0.028
MW-77-187	Outside Plume	04/15/2026	N	<1	–	–	–
MW-77-187	Outside Plume	05/13/2026	N	<1	<1	1.9	0.044
MW-77-187	Outside Plume	05/13/2026	FD	<0.2	<1	1.8	0.043
MW-77-187	Outside Plume	06/09/2026	N	<1	–	–	–
MW-81-043	Outside Plume	04/15/2026	N	<1	–	–	–
MW-81-043	Outside Plume	05/11/2026	N	<1	1.3	<0.1	0.053
MW-81-043	Outside Plume	06/10/2026	N	<0.2	–	–	–
MW-81-098	Outside Plume	04/15/2026	N	<1	–	–	–
MW-81-098	Outside Plume	05/11/2026	N	<1	<1	<0.1	0.049
MW-81-098	Outside Plume	06/10/2026	N	<1	–	–	–
MW-82-046	Outside Plume	06/18/2026	N	<1	<1	9.1	0.49

Table 3.7
Remedy Compliance Monitoring Analytical Results
Second Quarter 2026 Quarterly Progress Report
Pacific Gas and Electric Company, Topock Compressor Station, Needles, California

Monitornig Well ID	Well Group	Sample Date	Sample Type	Hexavalent Chromium (µg/L)	Total Dissolved Chromium (µg/L)	Dissolved Arsenic (µg/L)	Dissolved Manganese (mg/L)
MW-82-112	Outside Plume	06/18/2026	N	<1	<1	2.1	0.0043
MW-82-168	Outside Plume	06/18/2026	N	<1	<1	1.7	0.053
MW-82-198	Outside Plume	06/18/2026	N	<1	<1	3.1	0.056
MW-83-180	Outside Plume	06/16/2026	N	3.0	3.4	–	–
MW-84-095	Outside Plume	05/27/2026	N	0.87	1.1	–	–
MW-84-132	Outside Plume	05/27/2026	N	2.6	3.0	–	–
MW-86-030	Outside Plume	04/29/2026	N	<0.2	<1	6.6 J	0.26 J
MW-86-066	Outside Plume	04/29/2026	N	<0.2	<1	<0.1 J	0.28 J
MW-86-120	Outside Plume	05/28/2026	N	<1	<1	<0.1	0.85
MW-86-140	Outside Plume	04/29/2026	N	<1	<1	<0.1 J	0.44
MW-87-109	Outside Plume	06/17/2026	N	29	28	–	–
MW-87-139	Outside Plume	06/17/2026	N	9.6	9.1	–	–
MW-87-192	Outside Plume	06/17/2026	N	2.2	2.1	–	–
MW-87-275	Outside Plume	06/17/2026	N	1.2	1.5	–	–
MW-89-183	Outside Plume	06/10/2026	N	1.0	1.4	–	–
MW-89-273	Outside Plume	06/10/2026	N	0.44	<1	–	–
MW-90-031	Outside Plume	06/16/2026	N	<1	<1	12	0.69
MW-91-045	Outside Plume	06/11/2026	N	<0.1	<2.0	–	–
MW-91-120	Outside Plume	06/11/2026	N	0.272	0.917	–	–
MW-91-170	Outside Plume	06/11/2026	N	<0.1	<10	–	–
MW-91-320	Outside Plume	06/11/2026	N	<0.1	<10	–	–
MW-92-037	Outside Plume	06/11/2026	N	<0.1	<2.0	–	–
MW-92-072	Outside Plume	06/11/2026	N	<0.1	<2.0	–	–
MW-92-072	Outside Plume	06/11/2026	FD	<0.1	<2.0	–	–
MW-92-102	Outside Plume	06/11/2026	N	2.1 J	2.81	–	–
MW-92-122	Outside Plume	06/11/2026	N	<0.1	<2.0	–	–
MW-93-050	Outside Plume	06/18/2026	N	25	28	–	–
MW-93-213	Outside Plume	06/18/2026	N	17	17	–	–
MW-95-113	Outside Plume	06/17/2026	N	3.3	3.4	–	–
MW-95-157	Outside Plume	06/17/2026	N	12	11	–	–
MW-96-045	Outside Plume	05/21/2026	N	<1	<1	–	–
MW-96-217	Outside Plume	05/21/2026	N	2.0	3.1	–	–
MW-107-041	Outside Plume	06/16/2026	N	<1	<1	–	–
MW-107-076	Outside Plume	06/16/2026	N	<1	<1	–	–
PGE-07BR	Outside Plume	05/27/2026	N	<1	<1	–	–
PGE-08	Outside Plume	04/30/2026	N	<1	<1	–	–
PT5M	Outside Plume	05/14/2026	N	<0.2	<1	<0.1	2.50
PT5S	Outside Plume	05/14/2026	N	<0.2	<1	11	0.21
TW-04	Outside Plume	06/17/2026	N	16	14	–	–
TW-05	Outside Plume	05/26/2026	N	12	13	–	–
TW-05	Outside Plume	05/26/2026	FD	11	13	–	–
C-BNS	Surface Water	05/20/2026	N	<0.2	<1	2.4	<0.0005
C-CON-D	Surface Water	05/21/2026	N	<0.2	<1	2.3	<0.0005

Table 3.7
Remedy Compliance Monitoring Analytical Results
Second Quarter 2026 Quarterly Progress Report
Pacific Gas and Electric Company, Topock Compressor Station, Needles, California

Monitornig Well ID	Well Group	Sample Date	Sample Type	Hexavalent Chromium (µg/L)	Total Dissolved Chromium (µg/L)	Dissolved Arsenic (µg/L)	Dissolved Manganese (mg/L)
C-CON-S	Surface Water	05/21/2026	N	<0.2	<1	2.3	<0.0005
C-I-3-D	Surface Water	05/20/2026	N	<0.2	<1	2.4	<0.0005
C-I-3-S	Surface Water	05/20/2026	N	<0.2	<1	2.4	<0.0005
C-MAR-D	Surface Water	05/21/2026	N	<0.2	<1	2.5	0.075
C-MAR-S	Surface Water	05/21/2026	N	<0.2	<1	2.5	0.054
C-NR1-D	Surface Water	05/21/2026	N	<0.2	<1	2.5	0.0008
C-NR1-S	Surface Water	05/21/2026	N	<0.2	<1	2.4	0.00061
C-NR1-S	Surface Water	05/21/2026	FD	<0.2	<1	2.4	<0.0005
C-NR3-D	Surface Water	05/21/2026	N	<0.2	<1	2.5	0.0017
C-NR3-S	Surface Water	05/21/2026	N	<0.2	<1	2.3	0.00069
C-NR4-D	Surface Water	05/21/2026	N	<0.2	<1	2.5	<0.0005
C-NR4-S	Surface Water	05/21/2026	N	<0.2	<1	2.4	0.00075
C-R22A-D	Surface Water	05/20/2026	N	<0.2	<1	2.4	0.00057
C-R22A-S	Surface Water	05/20/2026	N	<0.2	<1	2.4	0.00057
C-R27-D	Surface Water	05/20/2026	N	<0.2	<1	2.5	<0.0005
C-R27-S	Surface Water	05/20/2026	N	<0.2	<1	2.4	0.00051
C-TAZ-D	Surface Water	05/20/2026	N	<0.2	<1	2.3	0.0017
C-TAZ-S	Surface Water	05/20/2026	N	<0.2	<1	2.3	<0.0005
R-19	Surface Water	05/21/2026	N	<0.2	<1	2.4	0.00059
R-28	Surface Water	05/20/2026	N	<0.2	<1	2.4	0.0017 J
R-28	Surface Water	05/20/2026	FD	<0.2	<1	2.4	0.00067 J
R-63	Surface Water	05/20/2026	N	<0.2	<1	2.2	0.00075
RRB	Surface Water	05/21/2026	N	<0.2	<1	2.4	0.00064
SW1	Surface Water	05/20/2026	N	<0.2	<1	2.6	0.0011
SW2	Surface Water	05/20/2026	N	<0.2	<1	2.5	0.0013

Acronyms and Abbreviations:

µg/L = microgram per liter
– = not applicable or not available
< = not detected at reporting limit, as shown
FD = field duplicate
J = estimated concentration
mg/L = milligram per liter
N = primary sample
PCM = process control monitoring
R = the data has been rejected

Table 3.8
COPC Monitoring Analytical Results
Second Quarter 2026 Quarterly Progress Report
Pacific Gas and Electric Company, Topock Compressor Station, Needles, California

Monitoring Well ID	RCM Group	Perimeter Assessment Plan Monitoring Well	Sample Date	Sample Type	Dissolved Molybdenum (µg/L)	Dissolved Selenium (µg/L)	Nitrate (mg/L)	Nitrate/Nitrite as Nitrogen (mg/L)
MW-09	Inside	–	06/17/26	N	8.9	3.6	10	–
MW-09	Inside	–	06/17/26	FD	8.6	3.3	9.9	–
MW-10	Inside	–	04/27/26	N	110	4.5	14	–
MW-10D	Inside	–	04/27/26	N	2.1	5.9	11	–
MW-12	Inside	–	05/21/26	N	3.0	1.5	1.8	–
MW-12	Inside	–	05/21/26	FD	3.3	1.5	1.9	–
MW-20-070	Dose Response	–	04/14/26	N	–	–	5.7	–
MW-20-070	Dose Response	–	05/13/26	N	11	4.0	7.7	–
MW-20-070	Dose Response	–	06/11/26	N	–	–	9.1	–
MW-20-100	Dose Response	–	04/14/26	N	–	–	2.3	–
MW-20-100	Dose Response	–	05/13/26	N	43	2.5	1.4	–
MW-20-100	Dose Response	–	06/11/26	N	–	–	1.8	–
MW-20-130	Dose Response	–	04/14/26	N	–	–	3.5	–
MW-20-130	Dose Response	–	05/13/26	N	10	7.0	6.7	–
MW-20-130	Dose Response	–	06/11/26	N	–	–	6.7	–
MW-21	Dose Response	–	04/14/26	N	–	–	0.76	–
MW-21	Dose Response	–	05/12/26	N	14	<0.5	<0.5	–
MW-21	Dose Response	–	06/11/26	N	–	–	<0.5	–
MW-22	Downgradient	X	06/16/26	N	–	–	<0.5	–
MW-24A	Inside	–	05/27/26	N	86	<0.5	<0.25	–
MW-24A	Inside	–	05/27/26	FD	91	<0.5	<0.25	–
MW-24B	Inside	–	05/27/26	N	36	3.8	4.1	–
MW-26	Dose Response	–	04/16/26	N	–	–	<0.5	–
MW-26	Dose Response	–	05/14/26	N	4.9	<0.5	<0.5	–
MW-26	Dose Response	–	06/10/26	N	–	–	<0.5	–
MW-27-020	Downgradient	–	04/28/26	N	–	–	<0.25	–
MW-27-060	Downgradient	X	04/28/26	N	–	–	<0.25	–
MW-27-085	Downgradient	X	04/28/26	N	–	–	<0.25	–
MW-28-025	Downgradient	–	04/28/26	N	–	–	<0.25	–
MW-28-090	Downgradient	–	04/28/26	N	–	–	<0.25	–
MW-30-030R	Downgradient	–	05/12/26	N	–	–	<0.25	–
MW-30-050	Downgradient	–	05/12/26	N	–	–	0.54	–
MW-31-060	Dose Response	–	04/14/26	N	–	–	<0.5	–
MW-31-060	Dose Response	–	04/14/26	FD	–	–	<0.5	–
MW-31-060	Dose Response	–	05/12/26	N	5.3	<0.5	<0.5	–
MW-31-060	Dose Response	–	06/09/26	N	–	–	<0.5	–
MW-31-135	Dose Response	–	04/14/26	N	–	–	<0.5	–
MW-31-135	Dose Response	–	05/12/26	N	18	<0.5	<0.5	–
MW-31-135	Dose Response	–	05/12/26	FD	17	<0.5	<0.5	–
MW-31-135	Dose Response	–	06/09/26	N	–	–	<0.5	–
MW-32-020	Downgradient	–	06/16/26	N	–	–	<0.5	–
MW-32-035	Downgradient	X	06/16/26	N	–	–	<0.5	–
MW-34-055	Downgradient	X	04/16/26	N	–	–	0.47	–
MW-34-055	Downgradient	X	06/09/26	N	–	–	<0.25	–
MW-34-080	Downgradient	–	04/16/26	N	–	–	0.25	–
MW-34-100	Downgradient	X	05/13/26	N	–	–	<0.5	–
MW-36-020	Downgradient	–	05/13/26	N	–	–	<0.25	–
MW-36-020	Downgradient	–	05/13/26	FD	–	–	<0.25	–
MW-36-040	Downgradient	X	05/13/26	N	–	–	<0.25	–
MW-36-050	Downgradient	–	05/13/26	N	–	–	<0.25	–
MW-36-070	Downgradient	–	05/13/26	N	–	–	<0.25	–
MW-36-090	Downgradient	–	05/13/26	N	–	–	<0.5	–
MW-36-100	Downgradient	X	05/13/26	N	–	–	<0.5	–
MW-38D	Inside	–	06/18/26	N	69	<0.5	<0.5	–
MW-38S	Inside	–	06/18/26	N	8.3	4.7	6.0	–
MW-39-040	Downgradient	–	05/12/26	N	–	–	<0.25	–
MW-39-050	Downgradient	–	05/12/26	N	–	–	<0.25	–
MW-39-060	Downgradient	–	05/12/26	N	–	–	<0.5	–
MW-39-070	Downgradient	–	05/12/26	N	–	–	<0.5	–
MW-39-080	Downgradient	–	05/12/26	N	–	–	<0.5	–
MW-39-100	Downgradient	–	05/12/26	N	–	–	<0.5	–
MW-39-100	Downgradient	–	05/12/26	FD	–	–	<0.5	–
MW-42-030	Downgradient	X	06/15/26	N	–	–	<0.25	–
MW-42-055	Downgradient	–	06/15/26	N	–	–	<0.5	–
MW-42-065	Downgradient	–	06/15/26	N	–	–	<0.5	–
MW-43-025	Downgradient	–	06/10/26	N	–	–	<0.5	–
MW-43-075	Downgradient	–	06/10/26	N	–	–	<0.5	–
MW-43-090	Downgradient	–	06/10/26	N	–	–	<0.5	–
MW-44-070	Downgradient	X	05/14/26	N	–	–	<0.5	–
MW-44-115	Downgradient	–	05/14/26	N	–	–	1.0	–

Table 3.8
COPC Monitoring Analytical Results
Second Quarter 2026 Quarterly Progress Report
Pacific Gas and Electric Company, Topock Compressor Station, Needles, California

Monitoring Well ID	RCM Group	Perimeter Assessment Plan Monitoring Well	Sample Date	Sample Type	Dissolved Molybdenum (µg/L)	Dissolved Selenium (µg/L)	Nitrate (mg/L)	Nitrate/Nitrite as Nitrogen (mg/L)
MW-44-115	Downgradient	–	05/14/26	FD	–	–	1.5	–
MW-44-125	Downgradient	X	05/14/26	N	–	–	<0.5	–
MW-45-095a	Downgradient	–	04/28/26	N	–	–	<0.25	–
MW-46-175	Downgradient	X	05/14/26	N	–	–	1.3	–
MW-46-205	Downgradient	–	05/20/26	N	–	–	1.2	–
MW-48	Outside	–	05/21/26	N	8.4	<0.5	<0.5	–
MW-51	Dose Response	–	04/16/26	N	–	–	<0.5	–
MW-51	Dose Response	–	05/14/26	N	49	<0.5	<0.5	–
MW-51	Dose Response	–	06/10/26	N	–	–	<0.5	–
MW-51	Dose Response	–	06/10/26	FD	–	–	<0.5	–
MW-52D	Downgradient	–	05/20/26	N	–	–	<0.5	–
MW-52M	Downgradient	–	05/20/26	N	–	–	<0.5	–
MW-52S	Downgradient	–	05/20/26	N	–	–	<0.5	–
MW-53D	Downgradient	–	05/20/26	N	–	–	<0.5	–
MW-53M	Downgradient	–	05/20/26	N	–	–	<0.5	–
MW-53M	Downgradient	–	05/20/26	FD	–	–	<0.5	–
MW-53S	Downgradient	–	05/20/26	N	–	–	<0.5	–
MW-65-160	Inside	–	05/27/26	N	24	8.6	14	–
MW-65-225	Inside	–	05/27/26	N	29	2.5	3.3	–
MW-66-165	Inside	–	05/26/26	N	4.1	14	20	–
MW-66-230	Inside	–	04/30/26	N	98	13	17	–
MW-66-230	Inside	–	04/30/26	FD	92	13	18	–
MW-67-185	Inside	–	05/27/26	N	15	120	33	–
MW-67-225	Inside	–	05/27/26	N	68	24	12	–
MW-67-260	Inside	–	05/27/26	N	70	12	<0.5	–
MW-68-180	Inside	–	04/30/26	N	61	8.9	13	–
MW-68-180	Inside	–	04/30/26	FD	62	9.1	13	–
MW-68-240	Inside	–	04/30/26	N	29	5.6	4.4	–
MW-69-195	Inside	–	05/27/26	N	50	12	15	–
MW-70-105	Inside	–	04/28/26	N	45	7.8	6.4	–
MW-70BR-225	Inside	–	04/29/26	N	27	3.2	3.1	–
MW-71-035	Dose Response	X	04/14/26	N	–	–	6.1	–
MW-71-035	Dose Response	X	05/12/26	N	31	4.7	7.4	–
MW-71-035	Dose Response	X	06/11/26	N	–	–	8.1	–
MW-76-039	Dose Response	–	04/13/26	N	–	–	<0.5	–
MW-76-039	Dose Response	–	05/11/26	N	18	<0.5	<0.5	–
MW-76-039	Dose Response	–	06/08/26	N	–	–	<0.5	–
MW-76-156	Dose Response	–	04/13/26	N	–	–	<0.5	–
MW-76-156	Dose Response	–	05/11/26	N	11	<0.5	<0.5	–
MW-76-156	Dose Response	–	06/08/26	N	–	–	<0.5	–
MW-76-181	Dose Response	–	04/13/26	N	–	–	<0.5	–
MW-76-181	Dose Response	–	05/11/26	N	23	<0.5	<0.25	–
MW-76-181	Dose Response	–	06/08/26	N	–	–	<0.25	–
MW-76-218	Dose Response	–	04/13/26	N	–	–	<0.5	–
MW-76-218	Dose Response	–	04/13/26	FD	–	–	<0.5	–
MW-76-218	Dose Response	–	05/11/26	N	55	<0.5	<0.5	–
MW-76-218	Dose Response	–	06/08/26	N	–	–	<0.25	–
MW-77-046	Downgradient	–	05/13/26	N	–	–	<0.5	–
MW-77-102	Downgradient	–	05/13/26	N	–	–	<0.5	–
MW-77-158	Downgradient	–	05/13/26	N	–	–	<0.5	–
MW-77-187	Downgradient	–	05/13/26	N	–	–	<0.5	–
MW-77-187	Downgradient	–	05/13/26	FD	–	–	<0.5	–
MW-78-070	Dose Response	–	04/16/26	N	–	–	<0.5	–
MW-78-070	Dose Response	–	05/14/26	N	5.5	<0.5	<0.5	–
MW-78-070	Dose Response	–	06/10/26	N	–	–	<0.5	–
MW-78-142	Dose Response	–	04/16/26	N	–	–	<0.5	–
MW-78-142	Dose Response	–	05/14/26	N	15	<0.5	<0.5	–
MW-78-142	Dose Response	–	06/10/26	N	–	–	<0.5	–
MW-79-058	Dose Response	–	04/16/26	N	–	–	<0.5	–
MW-79-058	Dose Response	–	05/14/26	N	8.8	<0.5	0.67	–
MW-79-058	Dose Response	–	06/10/26	N	–	–	<0.5	–
MW-79-058	Dose Response	–	06/10/26	FD	–	–	<0.5	–
MW-79-102	Dose Response	–	04/16/26	N	–	–	1.3	–
MW-79-102	Dose Response	–	05/14/26	N	12	<0.5	<0.5	–
MW-79-102	Dose Response	–	06/10/26	N	–	–	<0.5	–
MW-80-057	Dose Response	–	04/16/26	N	–	–	<0.5	–
MW-80-057	Dose Response	–	05/14/26	N	14	<0.5	<0.5	–
MW-80-057	Dose Response	–	05/14/26	FD	14	<0.5	<0.5	–
MW-80-057	Dose Response	–	06/10/26	N	–	–	0.56	–
MW-80-082	Dose Response	–	04/16/26	N	–	–	<0.5	–

Table 3.8
COPC Monitoring Analytical Results
Second Quarter 2026 Quarterly Progress Report
Pacific Gas and Electric Company, Topock Compressor Station, Needles, California

Monitoring Well ID	RCM Group	Perimeter Assessment Plan Monitoring Well	Sample Date	Sample Type	Dissolved Molybdenum (µg/L)	Dissolved Selenium (µg/L)	Nitrate (mg/L)	Nitrate/Nitrite as Nitrogen (mg/L)
MW-80-082	Dose Response	–	04/16/26	FD	–	–	<0.5	–
MW-80-082	Dose Response	–	05/14/26	N	18	<0.5	<0.5	–
MW-80-082	Dose Response	–	06/10/26	N	–	–	<0.5	–
MW-81-043	Downgradient	–	05/11/26	N	–	–	<0.5	–
MW-81-098	Downgradient	–	05/11/26	N	–	–	<0.5	–
MW-82-046	Downgradient	–	06/18/26	N	–	–	<0.25	–
MW-82-112	Downgradient	–	06/18/26	N	–	–	<0.25	–
MW-82-168	Downgradient	–	06/18/26	N	–	–	<0.25	–
MW-82-198	Downgradient	–	06/18/26	N	–	–	<0.25	–
MW-86-030	Downgradient	–	04/29/26	N	–	–	<0.25	–
MW-86-066	Downgradient	–	04/29/26	N	–	–	<0.25	–
MW-86-120	Downgradient	–	05/28/26	N	–	–	<0.25	–
MW-86-140	Downgradient	–	04/29/26	N	–	–	1.2	–
MW-90-031	Downgradient	X	06/16/26	N	–	–	<0.5	–
PT5D	Downgradient	–	05/14/26	N	–	–	<0.5	–
PT5M	Downgradient	–	05/14/26	N	–	–	<0.25	–
PT5S	Downgradient	–	05/14/26	N	–	–	<0.25	–
SW1	SW	–	05/20/26	N	–	–	0.44	–
SW2	SW	–	05/20/26	N	–	–	0.45	–
TW-01	Inside	–	04/30/26	N	17	56	16	–
TW-02D	Dose Response	–	04/14/26	N	–	–	<0.5	–
TW-02D	Dose Response	–	05/12/26	N	34	<0.5	<0.5	–
TW-02D	Dose Response	–	06/11/26	N	–	–	<0.5	–
TW-02S	Dose Response	–	04/14/26	N	–	–	<0.5	–
TW-02S	Dose Response	–	05/12/26	N	5.3	<0.5	<0.5	–
TW-02S	Dose Response	–	05/12/26	FD	5.1	<0.5	<0.5	–
TW-02S	Dose Response	–	06/11/26	N	–	–	<0.5	–
TW-02S	Dose Response	–	06/11/26	FD	–	–	<0.5	–
TW-03D	Dose Response	–	04/14/26	N	–	–	<0.5	–
TW-03D	Dose Response	–	05/12/26	N	17	<0.5	<0.5	–
TW-03D	Dose Response	–	06/11/26	N	–	–	<0.5	–

Acronyms and Abbreviations:

µg/L = microgram per liter
– = not applicable or not available
< = not detected at reporting limit, as shown
FD = field duplicate
J = estimated concentration
mg/L= milligram per liter
R = the data has been rejected
RCM = remedy compliance monitoring
SW = surface water

Figures

LEGEND

- REMEDIATION WELL (EXTRACTION)
- REMEDIATION WELL (INJECTION)
- REMEDIATION WELL (NOT PLUMBED INTO SYSTEM CURRENTLY)
- PILOT TEST WELL (EXTRACTION)
- BAT CAVE WASH
- PIPELINE
- REMEDY STRUCTURE

Notes:
1. NTH = National Trails Highway
2. PG&E = Pacific Gas and Electric Company

N

0 625 1,250

Feet

SECOND QUARTER 2026
QUARTERLY PROGRESS REPORT
PG&E TOPOCK COMPRESSOR STATION
NEEDLES, CALIFORNIA

PARTIAL REMEDY SYSTEM LAYOUT

ARCADIS

FIGURE
1.1

T:_ENV\PGE_TOPOCK\GEC\ARC_PRO\GMP\2Q26\FIGURE1_1_PARTIAL REMEDY SYSTEM LAYOUT.APRX 7/27/2026 2:41 PM

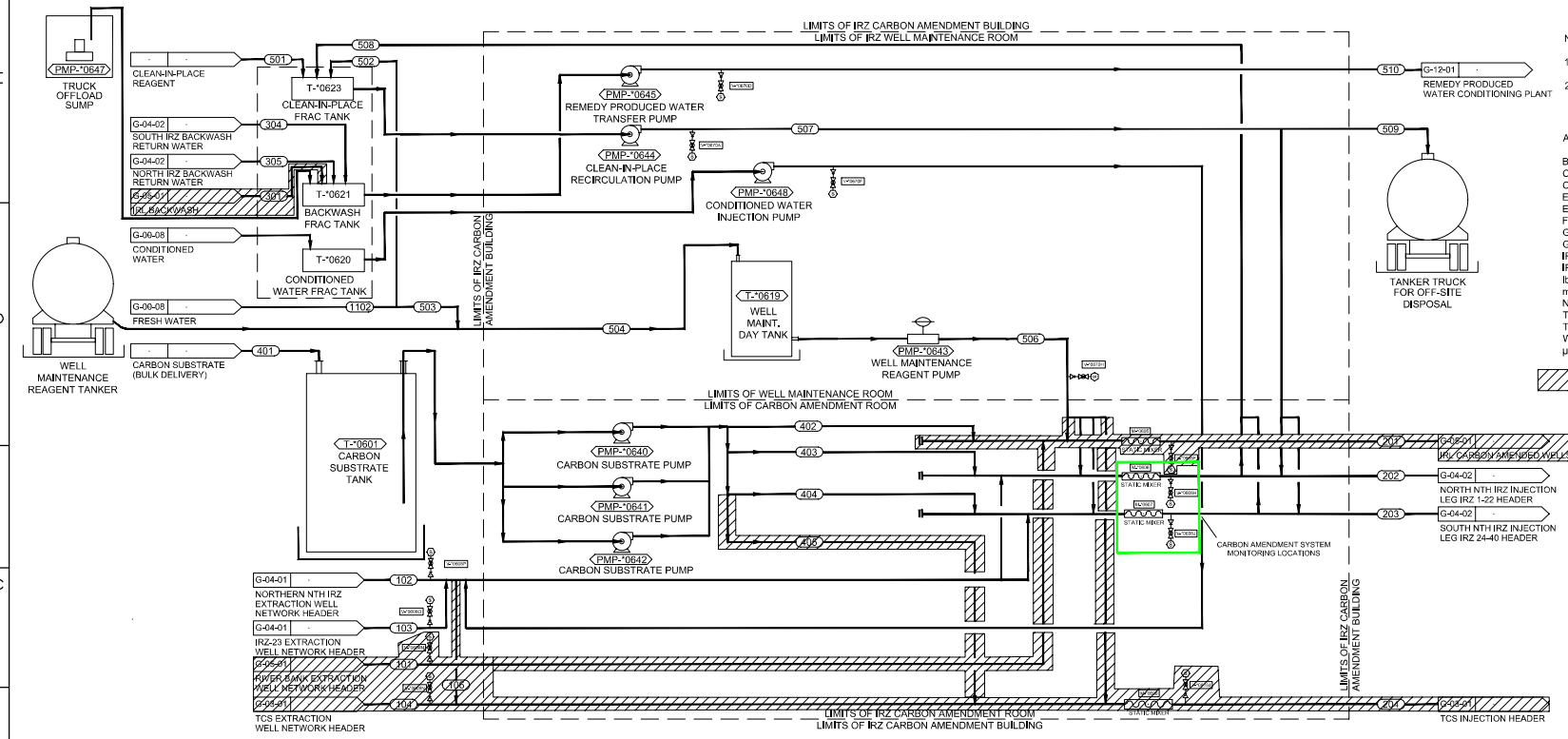

NOTES:

1. SPARE HEADERS AND FUTURE PROVISIONAL WELLS ARE NOT SHOWN.
2. CARBON AMENDMENT SYSTEM MONITORING LOCATIONS ARE SHOWN IN GREEN BOX.

ABBREVIATIONS:

BWGW:	BACKWASH GROUNDWATER
CAGW:	CARBON AMENDED GROUNDWATER
CIPR:	CLEAN IN PLACE REAGENT
ETOH:	ETHANOL
EXGW:	EXTRACTED GROUNDWATER
FW:	FRESH WATER
GPD:	GALLONS PER DAY
GPM:	GALLONS PER MINUTE
IRL:	INNER RECIRCULATION LOOP
IRZ:	IN-SITU REACTIVE ZONE
lbs/day	POUNDS PER DAY
mg/L:	MILLIGRAMS PER LITER
NTH:	NATIONAL TRAIL HIGHWAY
TOC:	TOTAL ORGANIC CARBON
TW:	TREATED WATER
WMR:	WELL MAINTENANCE REAGENT
µg/L:	MICROGRAMS PER LITER

TO BE COMPLETED DURING PHASE 2.

ARCADIS

NO.	DATE	DESCRIPTION	GM/SPEC	DWN	CHKD	SUPV	APVD BY
		REVISIONS					

NO.	DATE	DESCRIPTION	GM/SPEC	DWN	CHKD	SUPV	APVD BY
		REVISIONS					

APPROVED BY: SO, SUPV, DSGN, DWN, CHKD, OK, DATE, SCALES

TOPOCK GROUNDWATER REMEDIATION PROJECT

MW-20 BENCH PROCESS FLOW DIAGRAM

GAS TRANSMISSION & DISTRIBUTION
PACIFIC GAS AND ELECTRIC COMPANY
SAN FRANCISCO, CALIFORNIA

MICROFILM
BILL OF MATL
DWG LIST
SUPSDS
SUPSD BY
SHEET NO. of SHEETS
FIGURE 1.2
REV

12/20/2022, 15:42, C:\Users\vmorasko\ACCDocs\Arcadis\ANA - 30019125 - RC000753.0050 - Needles CA - Topock Construction & Closeout DDR Svcs\Project Files\0_MP\C-General\C-26-01-Startup Figure.dwg, Tab: C-26-01 -Startup Figure

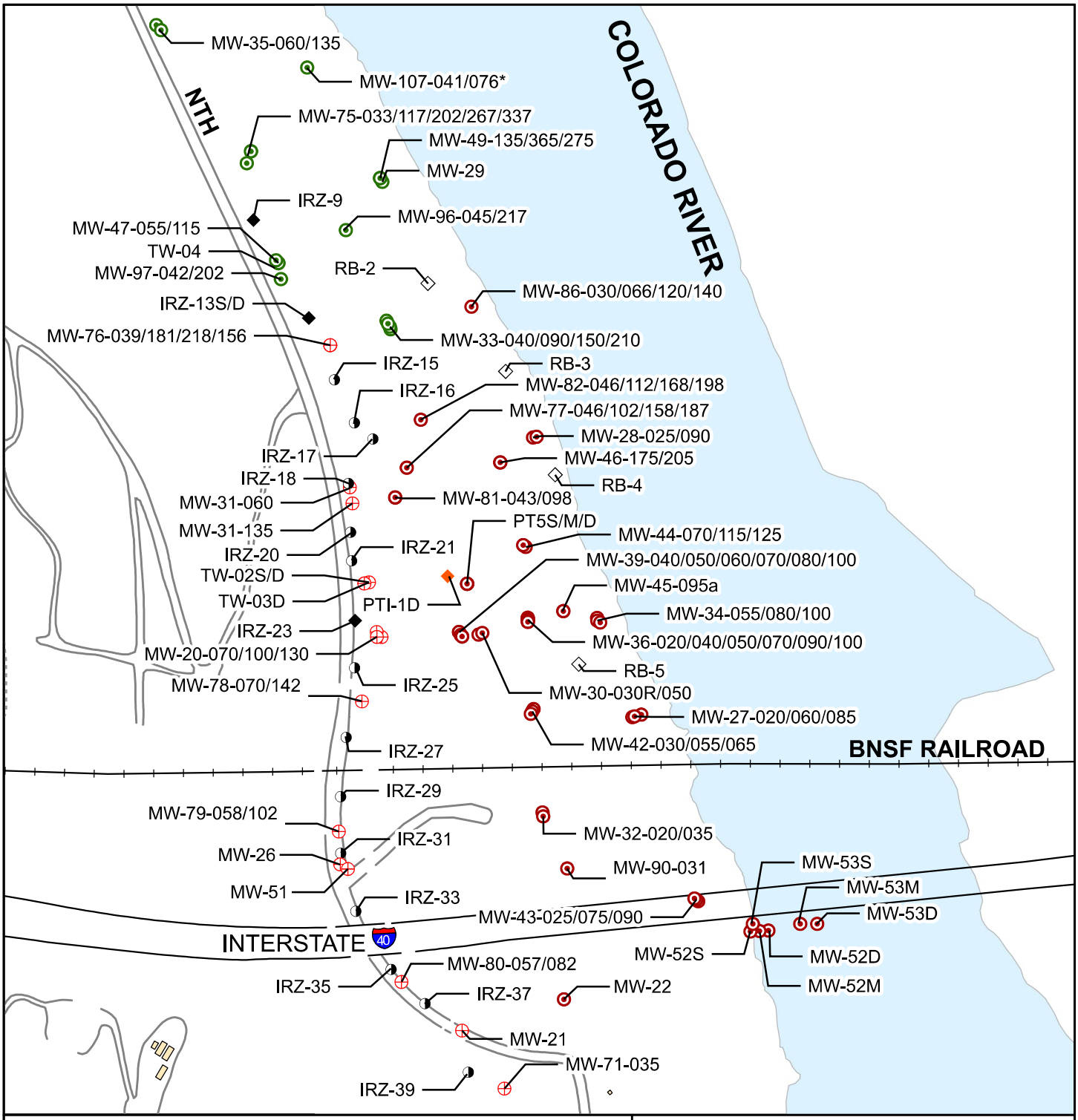

LEGEND

- NTH IRZ DOSE RESPONSE MONITORING WELL
- NORTHERN IRZ EXTRACTION MONITORING WELL
- NTH IRZ DOWNGRADIENT MONITORING WELL
- REMEDIATION WELL (INJECTION)
- REMEDIATION WELL (EXTRACTION)
- REMEDIATION WELL (NOT PLUMBED INTO SYSTEM CURRENTLY)
- PILOT TEST WELL (EXTRACTION)

Notes:

1. IRZ = In Situ Reactive Zone
2. NTH = National Trails Highway
3. * = well installed between October and November 2025, and added to the monitoring network starting in December 2025.

N

0 365 730

Feet

SECOND QUARTER 2026
QUARTERLY PROGRESS REPORT
PG&E TOPOCK COMPRESSOR STATION
NEEDLES, CALIFORNIA

PROCESS CONTROL MONITORING NETWORK

ARCADIS

FIGURE

1.3

T:_ENV\PGE_TOPOCK\GEC\ARC_PRO\GMP\2Q26\FIGURE1_3_TO_1_7.APRX 7/28/2026 10:24 AM

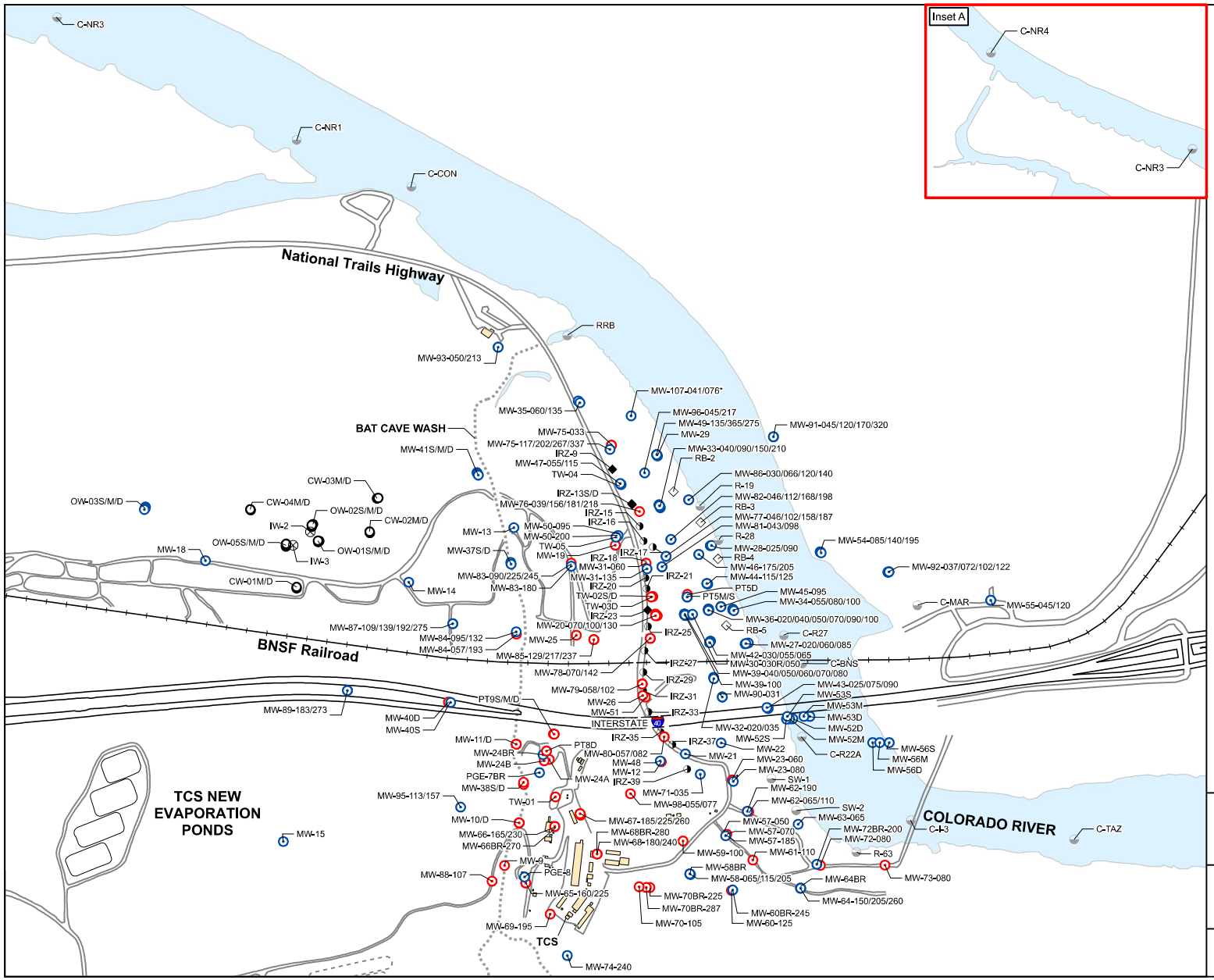

LEGEND

- REMEDIATION WELL (INJECTION)
- REMEDIATION WELL (EXTRACTION)
- REMEDIATION WELL (NOT PLUMBED INTO SYSTEM CURRENTLY)
- COMPLIANCE GROUNDWATER MONITORING WELL (INSIDE PLUME)
- COMPLIANCE GROUNDWATER MONITORING WELL (OUTSIDE PLUME)
- FORMER IM-3 MONITORING WELLS
- SURFACE WATER MONITORING LOCATION (INCLUDED IN REMEDY COMPLIANCE MONITORING PROGRAM)
- FORMER IM-3 INJECTION WELLS (NOT INCLUDED IN FORMER IM-3 INJECTION AREA MONITORING PROGRAM)
- BAT CAVE WASH

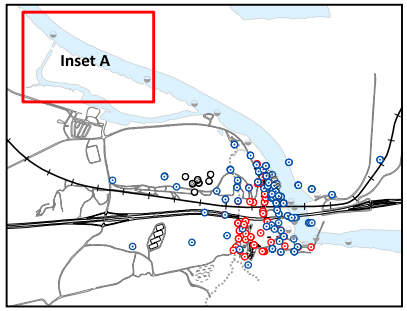

Notes:

1. IM-3 = Interim Measure No. 3
2. TCS = Topock Compressor Station
3. * = well installed between October and November 2025, and added to the monitoring network starting in December 2025.

N

0 700 1,400

Feet

SECOND QUARTER 2026
QUARTERLY PROGRESS REPORT
PG&E TOPOCK COMPRESSOR STATION
NEEDLES, CALIFORNIA

REMEDY COMPLIANCE MONITORING NETWORK

ARCADIS

FIGURE 1.4

T:_ENV\PGE_TOPOCK\GEC\ARC_PRO\GMP\2Q26\FIGURE1_3_TO_1_7.APRX 7/28/2026 10:24 AM

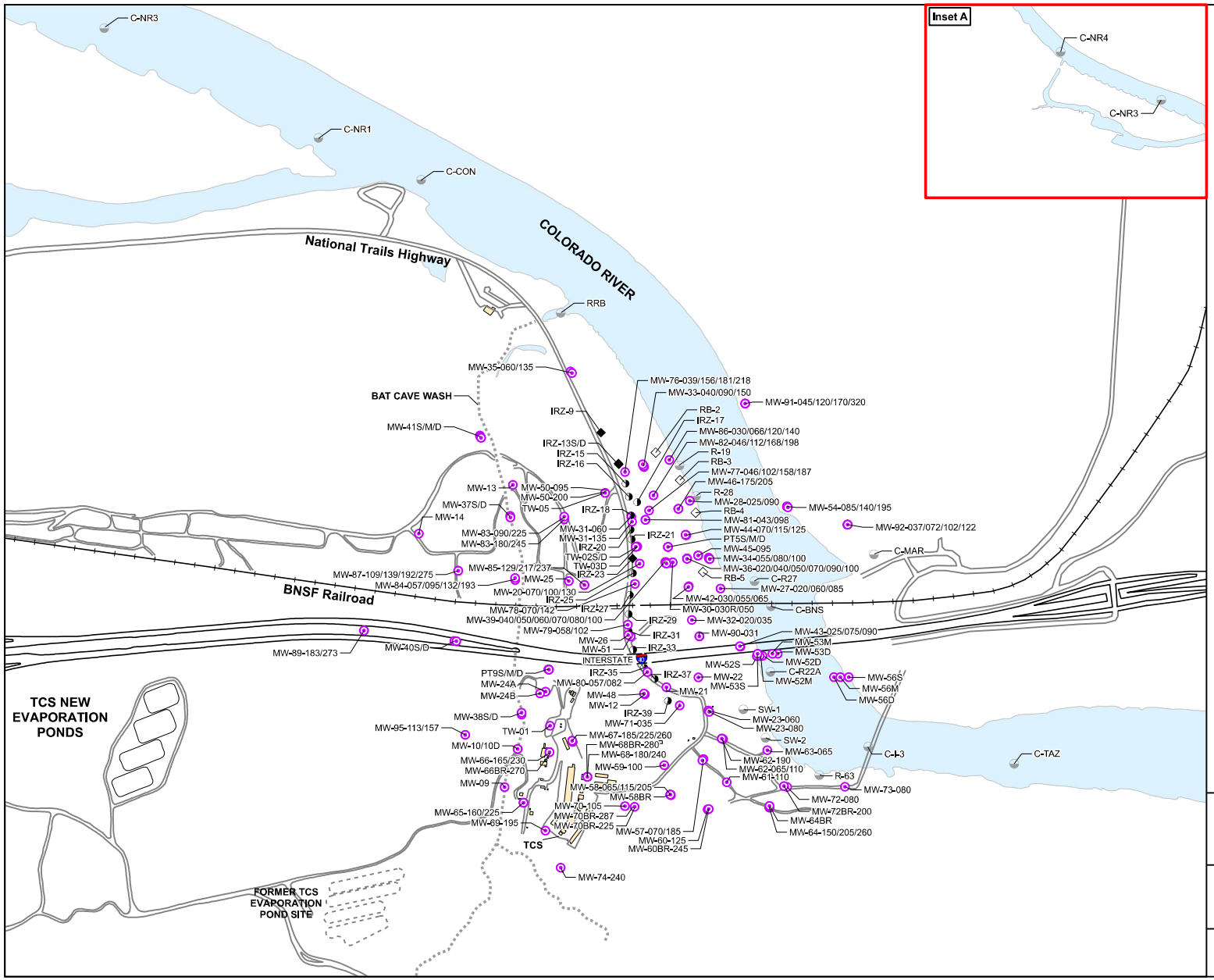

LEGEND

- REMEDIATION WELL (EXTRACTION)
- REMEDIATION WELL (INJECTION)
- REMEDIATION WELL (NOT PLUMBED INTO SYSTEM CURRENTLY)
- SURFACE WATER MONITORING LOCATION (INCLUDED IN COPC MONITORING PROGRAM)
- COPC MONITORING WELL
- BAT CAVE WASH

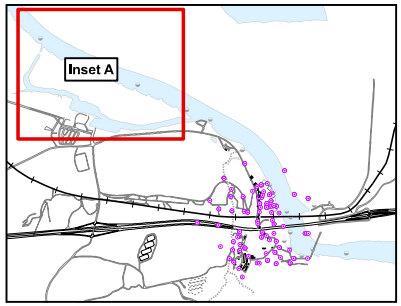

Notes:
1. COPC = constituent of potential concern
2. TCS = Topock Compressor Station

N

0 500 1,000

Feet

SECOND QUARTER 2026
QUARTERLY PROGRESS REPORT
PG&E TOPOCK COMPRESSOR STATION
NEEDLES, CALIFORNIA

COPC MONITORING NETWORK

ARCADIS

FIGURE 1.5

T:_ENV\PGE_TOPOCK\GEC\ARC_PRO\GMP\2Q26\FIGURE1_3_TO_1_7.APRX 7/27/2026 3:03 PM

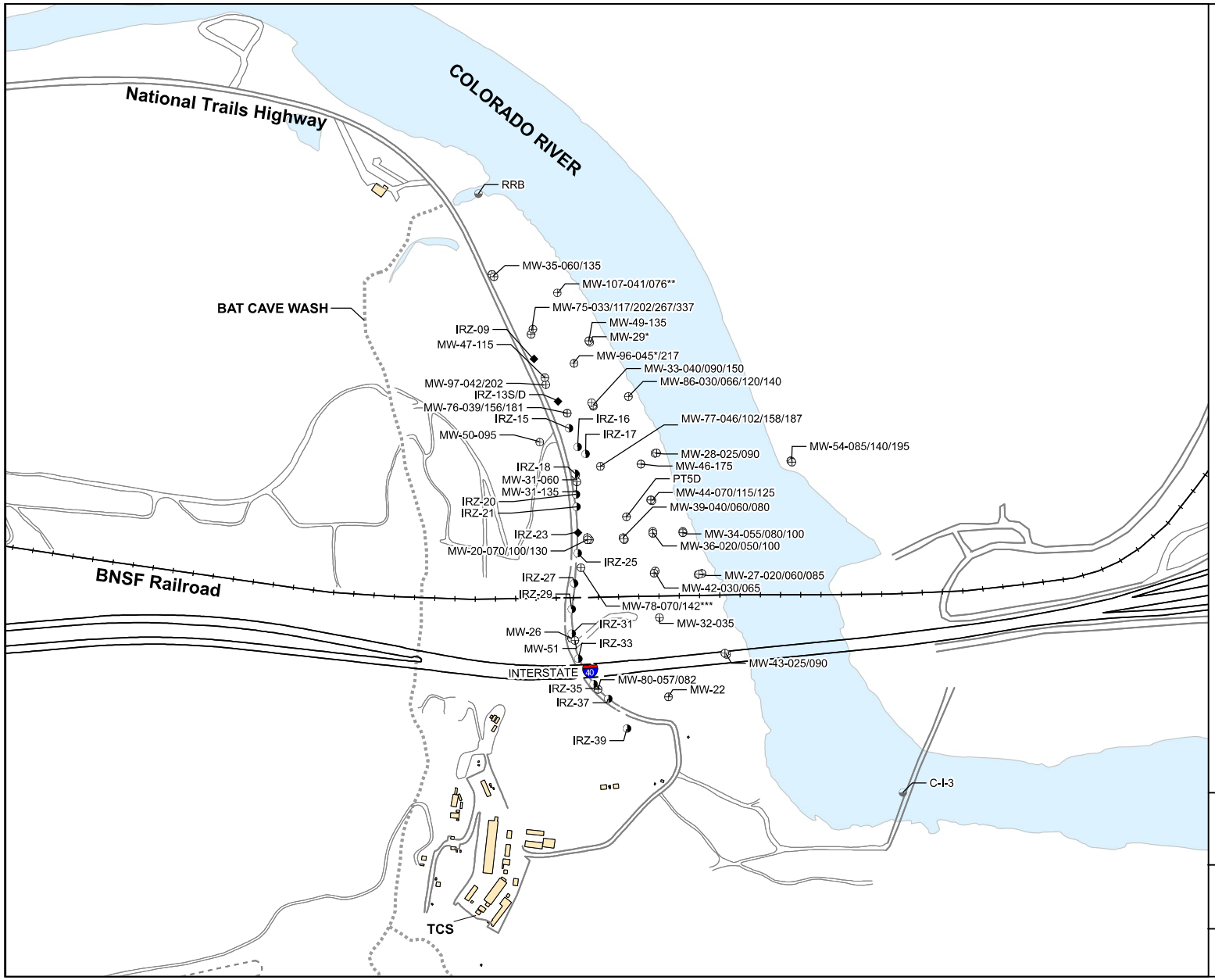

LEGEND

- GROUNDWATER MONITORING WELL WITH A PRESSURE TRANSDUCER
- SURFACE WATER MONITORING LOCATION WITH A PRESSURE TRANSDUCER
- REMEDIATION WELL (INJECTION)
- REMEDIATION WELL (EXTRACTION)
- BAT CAVE WASH

Notes:

1. TCS = Topock Compressor Station
2. * = location was added for the IRZ-9 Extended Aquifer Test and continues to be monitored
3. ** = well installed between October and November 2025, and added to the monitoring network starting in December 2025
4. *** = location was added in Second Quarter 2026

N

0 500 1,000

Feet

SECOND QUARTER 2026
QUARTERLY PROGRESS REPORT
PG&E TOPOCK COMPRESSOR STATION
NEEDLES, CALIFORNIA

PRESSURE TRANSDUCER MONITORING NETWORK

ARCADIS

FIGURE 1.6

T:_ENV\PGE_TOPOCK\GEC\ARC_PRO\GMP\2Q26\FIGURE1_3_TO_1_7.APRX 7/28/2026 10:24 AM

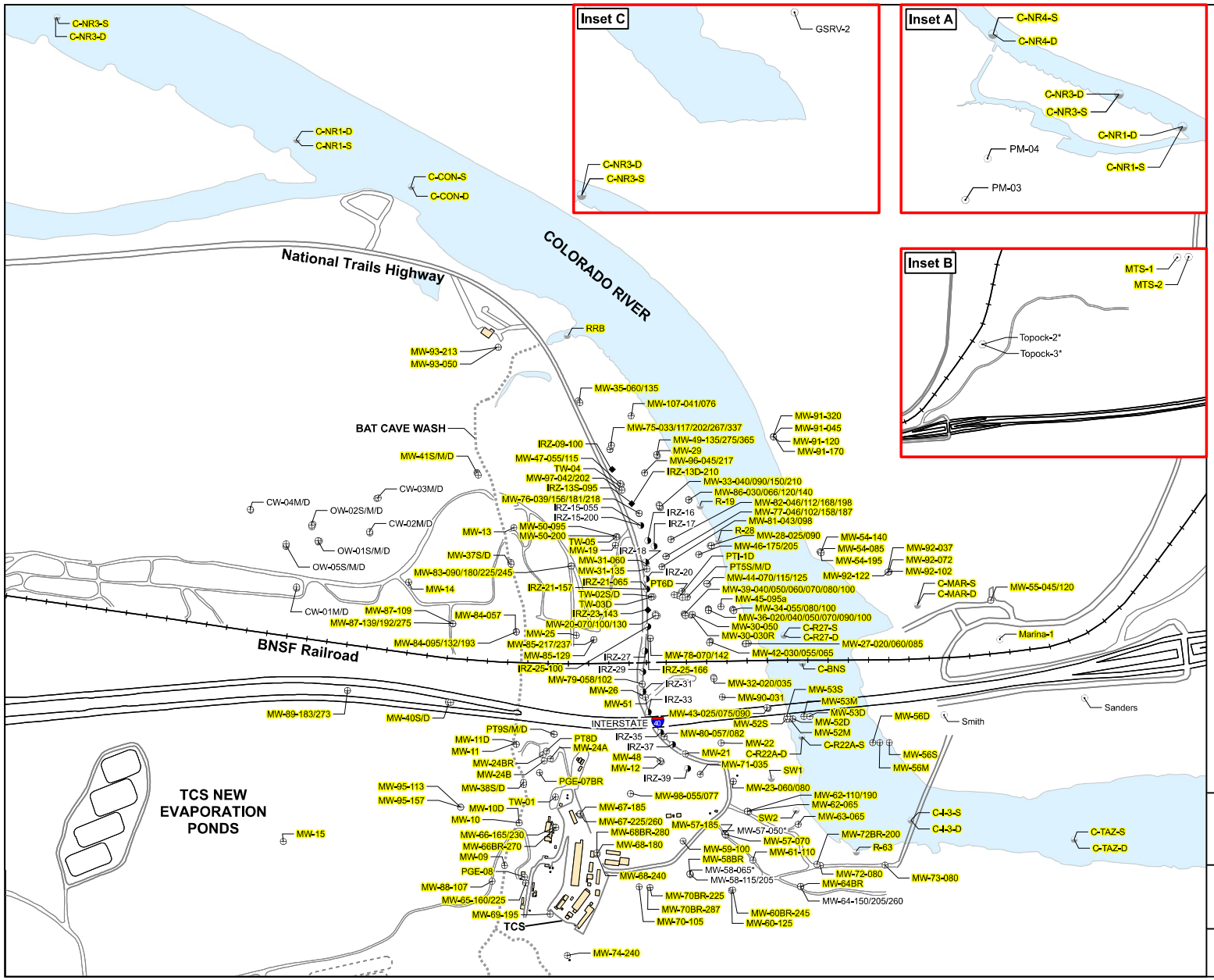

LEGEND

- GROUNDWATER MONITORING WELL
- SURFACE MONITORING WELL LOCATION
- REMEDIATION WELL (INJECTION)
- REMEDIATION WELL (EXTRACTION)
- PILOT TEST WELL (EXTRACTION)
- DOMESTIC WELL LOCATION
- BAT CAVE WASH

MW-69-195 = location sampled in Second Quarter 2026
MW-58-115 = location not sampled in Second Quarter 2026
* = location was supposed to be sampled in Second Quarter 2026, but sample could not be collected

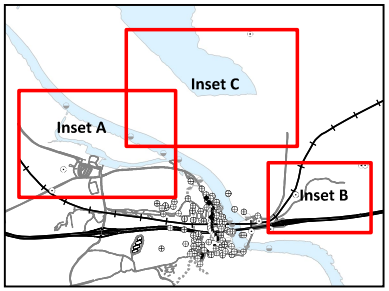

Note:
1. TCS = Topock Compressor Station

N

0 500 1,000
Feet

SECOND QUARTER 2026
QUARTERLY PROGRESS REPORT
PG&E TOPOCK COMPRESSOR STATION
NEEDLES, CALIFORNIA

PHASE 1 MONITORING PROGRAM: SECOND QUARTER 2026

ARCADIS

FIGURE 1.7

T:_ENV\PGE_TOPOCK\GEC\ARC_PRO\GMP\2Q26\FIGURE1_3_TO_1_7.APRX 7/27/2026 3:03 PM

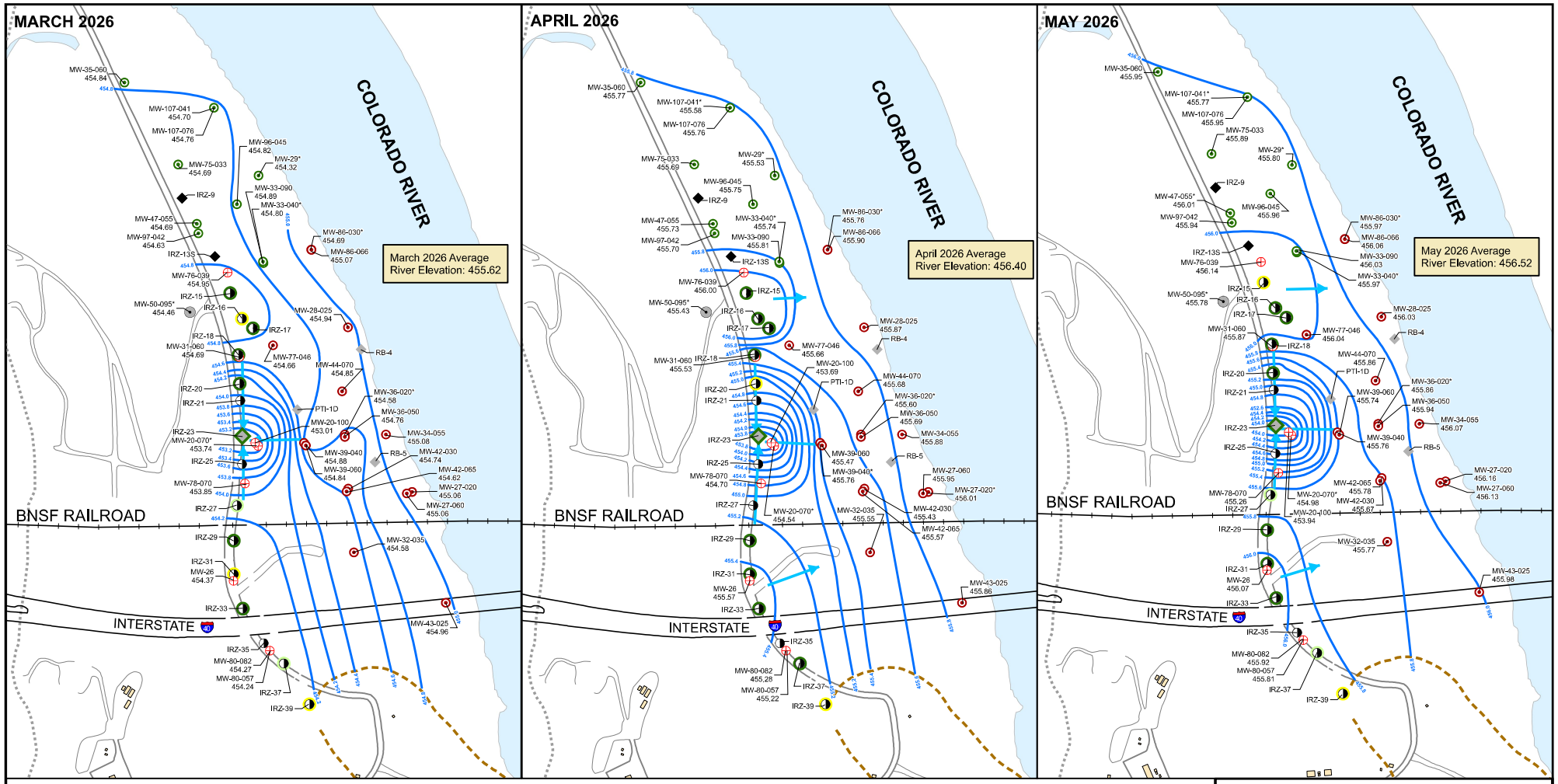

LEGEND

- NTH IRZ DOSE RESPONSE MONITORING WELL
- NORTHERN IRZ EXTRACTION MONITORING WELL
- NTH IRZ DOWNGRADIENT MONITORING WELL
- MONITORING WELL
- REMEDIATION WELL (INJECTION)
- REMEDIATION WELL (EXTRACTION)
- REMEDIATION WELL (EXTRACTION) NOT SCREENED IN THIS INTERVAL
- OPERATING 80-100% UPTIME
- OPERATING 65-79% UPTIME
- OPERATING 15-64% UPTIME
- GROUNDWATER FLOW DIRECTION
- BAT CAVE WASH
- ESTIMATE GROUNDWATER ELEVATION CONTOUR 0.2 Foot
- APPROXIMATE BEDROCK CONTACT (PER DEPTH INTERVAL)

Notes:

1. IRZ = In-Situ Reactive Zone.
2. NTH = National Trails Highway.
3. Water elevation is in feet above mean sea level (feet amsl).
4. An asterisk (*) indicates a well was not used for contouring.

N

0 300 600
Feet

SECOND QUARTER 2026
QUARTERLY PROGRESS REPORT
PG&E TOPOCK COMPRESSOR STATION
NEEDLES, CALIFORNIA

LAYER 1 (425 – 455) & LAYER 2 (400 – 425) AVERAGE POTENTIOMETRIC SURFACE: MARCH, APRIL, MAY 2026

ARCADIS

FIGURE
2.1a

City: Citrix Div/Group: IM Created By: K. SINSABAUGH Last Saved By: berap1012
Topock\(RC0007S3.8020.Q4182)
T:_ENV\PGE_Topock\GEC\ARC_PRO\POT\2026\Figure 2.1a – Average Potentiometric Surface – Layer 1 and 2 – March 2026, April 2026, May 2026.aprx 8/25/2026 2:50 PM

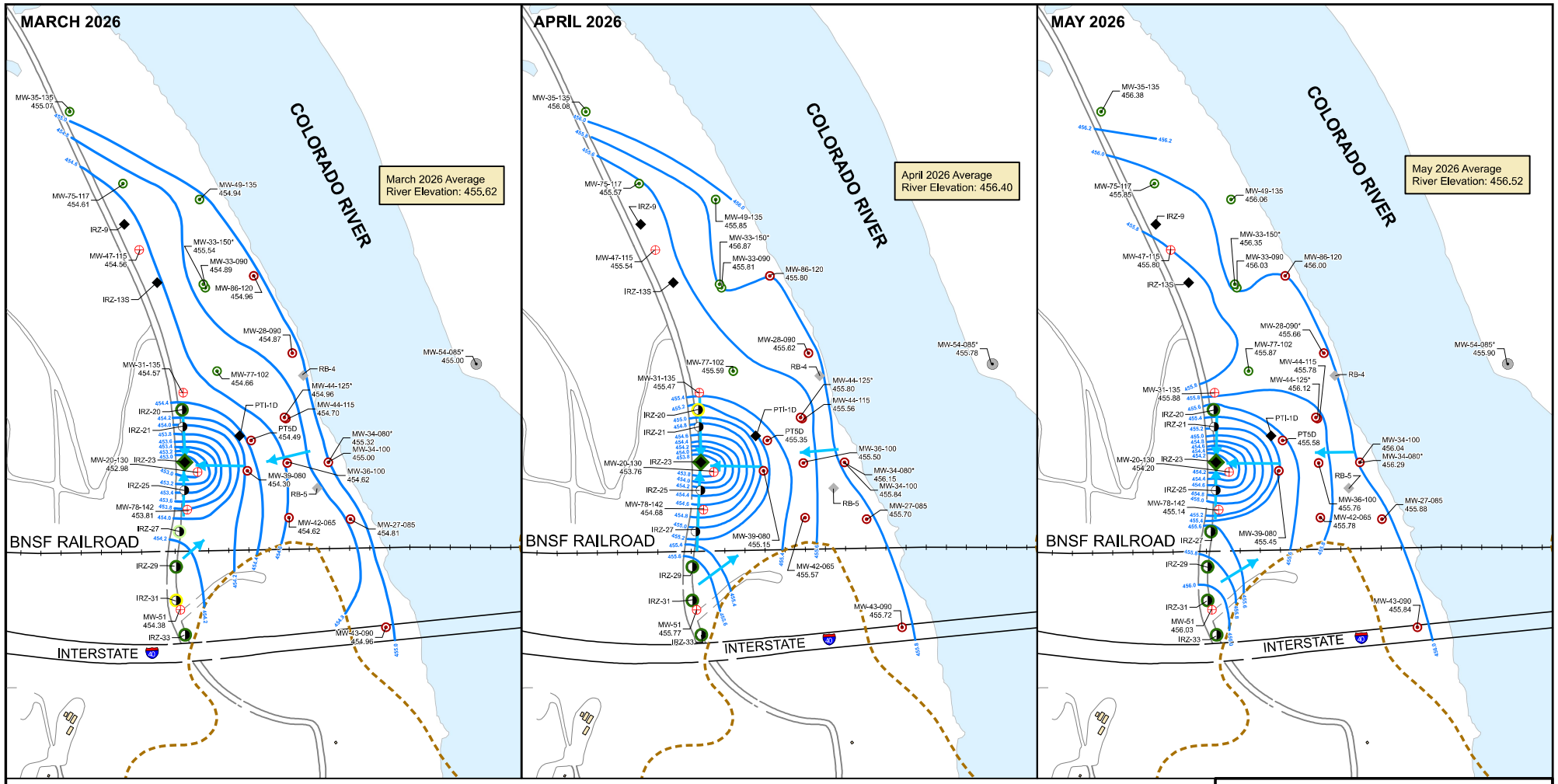

LEGEND

- NTH IRZ DOSE RESPONSE MONITORING WELL
- NORTHERN IRZ EXTRACTION MONITORING WELL
- NTH IRZ DOWNGRADIENT MONITORING WELL
- MONITORING WELL
- REMEDIATION WELL (INJECTION)
- REMEDIATION WELL (EXTRACTION)
- REMEDIATION WELL (EXTRACTION) NOT SCREENED IN THIS INTERVAL
- OPERATING 80-100% UPTIME
- OPERATING 65-79% UPTIME
- OPERATING 15-64% UPTIME
- GROUNDWATER FLOW DIRECTION
- ESTIMATE GROUNDWATER ELEVATION CONTOUR 0.2 Foot
- APPROXIMATE BEDROCK CONTACT (PER DEPTH INTERVAL)

Notes:

1. IRZ = In-Situ Reactive Zone.
2. NTH = National Trails Highway.
3. Water elevation is in feet above mean sea level (feet amsl).
4. An asterisk (*) indicates a well was not used for contouring.

N

0 310 620
Feet

SECOND QUARTER 2026
QUARTERLY PROGRESS REPORT
PG&E TOPOCK COMPRESSOR STATION
NEEDLES, CALIFORNIA

LAYER 3 (350 - 400)
AVERAGE POTENTIOMETRIC SURFACE:
MARCH, APRIL, MAY 2026

ARCADIS

FIGURE
2.1b

City: Citrix Div/Group: IM Created By: K. SINSABAUGH Last Saved By: purtya3059
Topock\R0000753.8020_Q4182\
T:_ENV\PGE_Topock\GEC\ARC_PRO\POT\2026\Figure 2.1b – Average Potentiometric Surface – Layer 3 – March 2026, April 2026, May 2026.aprx 8/31/2026 12:21 PM

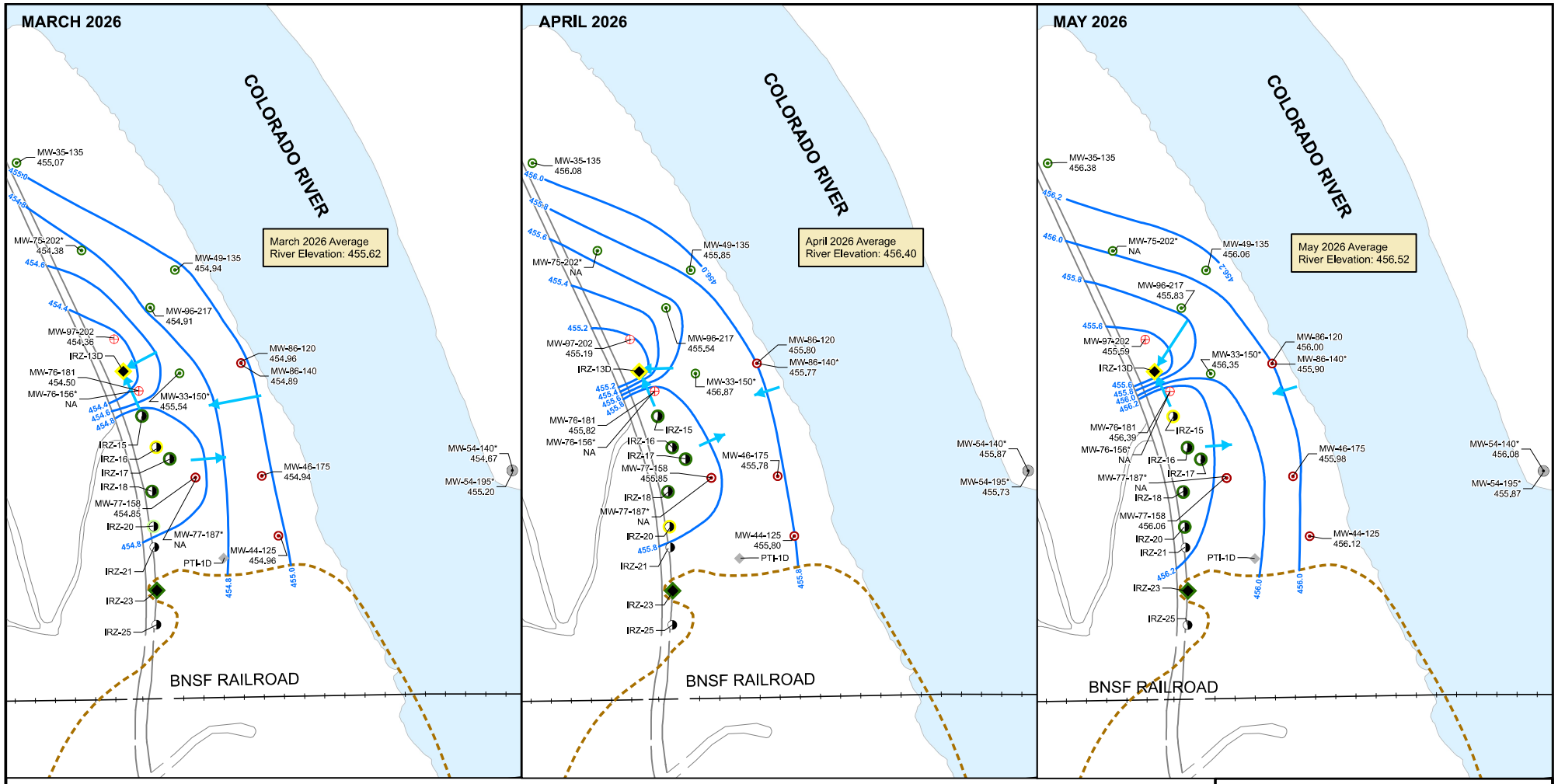

LEGEND

- NTH IRZ DOSE RESPONSE MONITORING WELL
- NORTHERN IRZ EXTRACTION MONITORING WELL
- NTH IRZ DOWNGRADIENT MONITORING WELL
- MONITORING WELL
- REMEDIATION WELL (INJECTION)
- REMEDIATION WELL (EXTRACTION)
- REMEDIATION WELL (EXTRACTION) NOT SCREENED IN THIS INTERVAL
- OPERATING 80-100% UPTIME
- OPERATING 65-79% UPTIME
- OPERATING 15-64% UPTIME
- GROUNDWATER FLOW DIRECTION
- ESTIMATE GROUNDWATER ELEVATION CONTOUR 0.2 Foot
- APPROXIMATE BEDROCK CONTACT (PER DEPTH INTERVAL)

Notes:

1. IRZ = In-Situ Reactive Zone.
2. NTH = National Trails Highway.
3. Water elevation is in feet above mean sea level (feet amsl).
4. An asterisk (*) indicates a well was not used for contouring.
5. NA = Average monthly groundwater elevation unavailable.

N

0 310 620
Feet

SECOND QUARTER 2026
QUARTERLY PROGRESS REPORT
PG&E TOPOCK COMPRESSOR STATION
NEEDLES, CALIFORNIA

LAYER 4 (300 – 350) & LAYER 5 (250 – 300) AVERAGE POTENTIOMETRIC SURFACE: MARCH, APRIL, MAY 2026

ARCADIS

FIGURE
2.1c

City: Citrix Div/Group: IM Created By: K. SINSABAUGH Last Saved By: berap1012
Topock\R0000753.8020_Q4182\
T:_ENV\PGE_Topock\GEC\ARC_PRO\POT\2Q26\Figure 2.1c – Average Potentiometric Surface – Layer 4 and 5 – March 2026, April 2026, May 2026.aprx 8/25/2026 2:34 PM

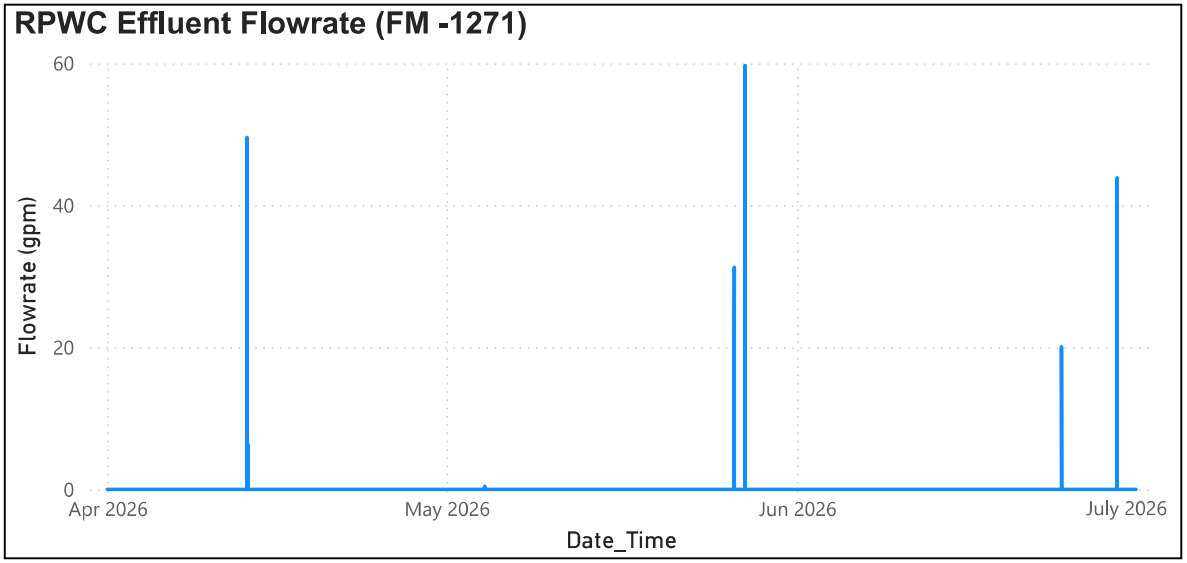

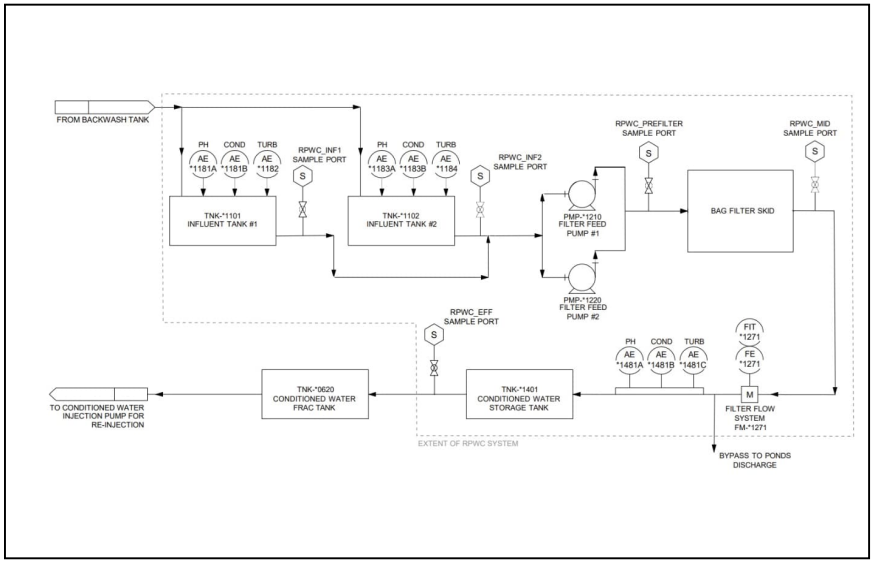

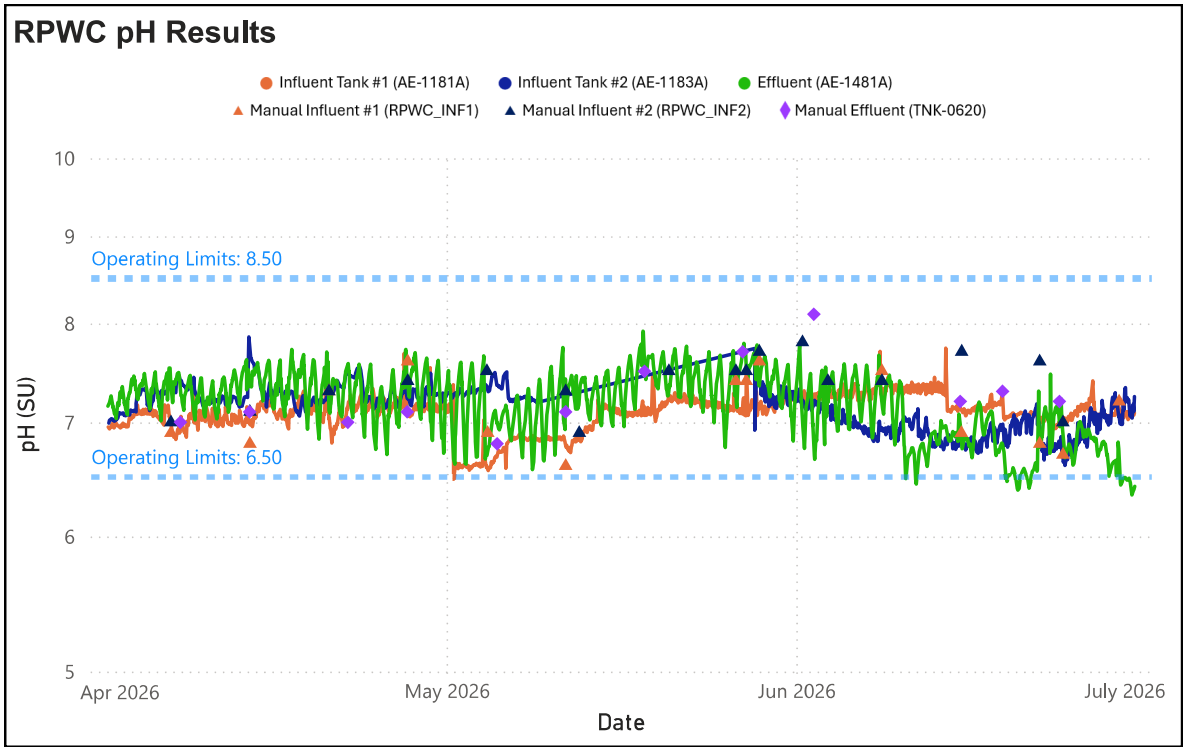

LEGEND:

	PRIMARY PROCESS LINE		BALL VALVE
AE *1481A	SENSOR		PUMP
	TANK	M	FLOW METER
S	SAMPLE PORT		DIRECTION OF FLOW

gpm = gallons per minute
RPWC = Remedy-Produced Water Conditioning
RPWC_EFF = Remedy-Produced Water Conditioning Effluent Sampling Port
RPWC_INF1 = Remedy-Produced Water Conditioning Influent Tank #1 Sampling Port
RPWC_INF2 = Remedy-Produced Water Conditioning Influent Tank #2 Sampling Port
SU = standard units

Note: 1. pH readings from the Manual Effluent (TNK-0620*) location are taken manually at the conditioned water frac tank itself and not at a designated sample port.

QUARTERLY PROGRESS REPORT
PG&E TOPOCK COMPRESSOR STATION
NEEDLES, CALIFORNIA

REMEDY-PRODUCED WATER CONDITIONING SYSTEM AND MW-20 BENCH RESULTS

ARCADIS

FIGURE
2.2

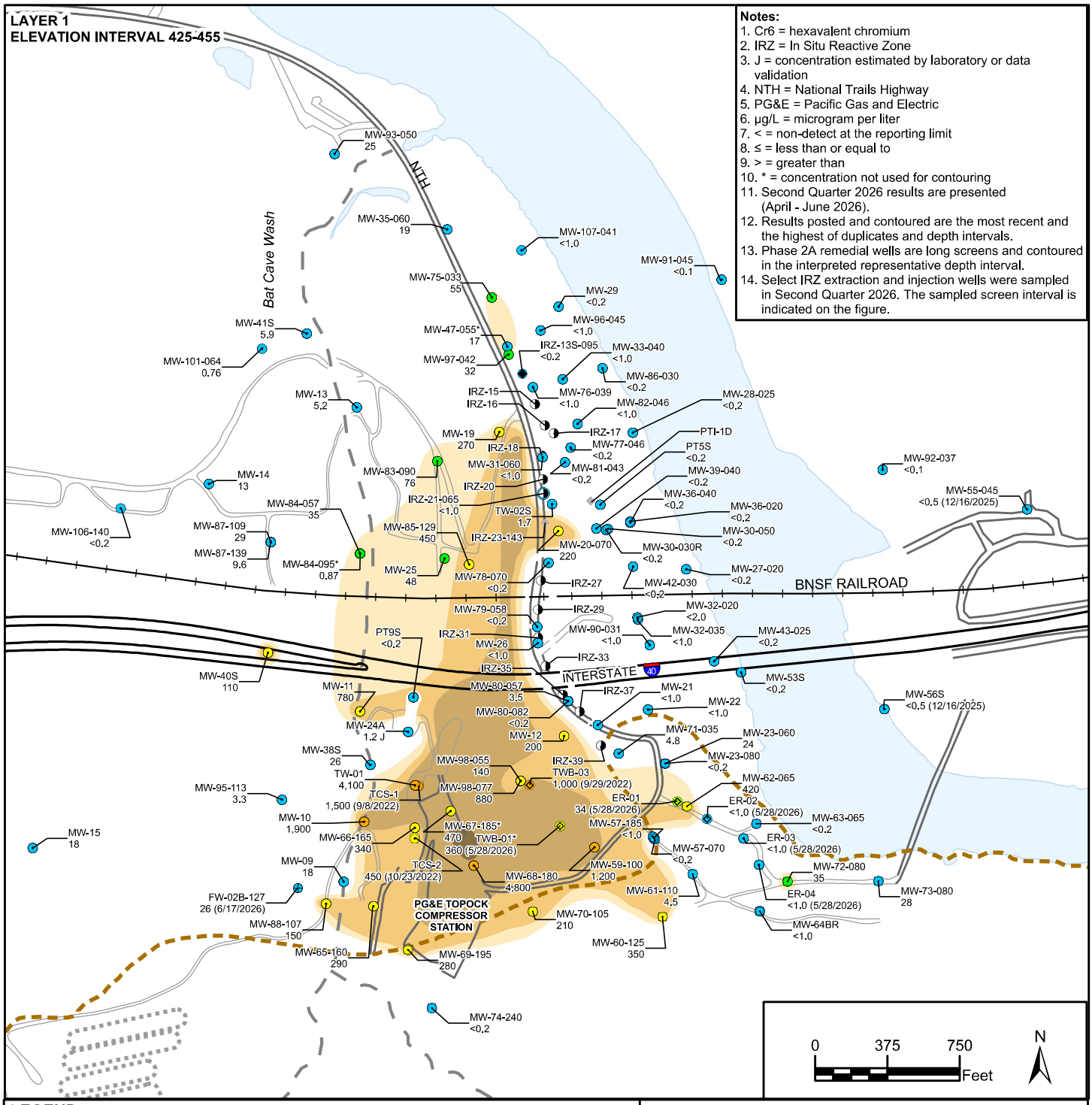

LEGEND

- GROUNDWATER MONITORING WELL
- GROUNDWATER WELL COMPLETED IN BEDROCK
- NTH IRZ INJECTION WELL
- NTH IRZ EXTRACTION WELL
- PHASE 2A INJECTION WELL
- PHASE 2A EXTRACTION WELL
- PHASE 2A FRESHWATER INJECTION WELL
- REMEDIATION WELL (EXTRACTION) NOT SCREENED IN THIS INTERVAL
- BAT CAVE WASH
- APPROXIMATE BEDROCK CONTACT (PER DEPTH INTERVAL)

MW-71-035 — WELL ID
4.8 — CR6 CONCENTRATION IN µg/L

Cr6 Concentrations

- ≤ 32 µg/L (or not detected)
- 32 - 100 µg/L
- 100 - 1,000 µg/L
- 1,000 - 10,000 µg/L
- > 10,000 µg/L

Cr6 contours

- 32 µg/L
- 100 µg/L
- 1,000 µg/L
- 10,000 µg/L

SECOND QUARTER 2026
QUARTERLY PROGRESS REPORT
PG&E TOPOCK COMPRESSOR STATION
NEEDLES, CALIFORNIA

CR6 CONCENTRATIONS IN GROUNDWATER BY ELEVATION INTERVAL: LAYER 1

ARCADIS

FIGURE
3.1a

T:_ENV\PGE_TOPOCK\GEC\ARC_PRO\GMP\2Q26\FIGURE_3_1_A_B_C_D_&_E.APRX 8/12/2026 3:08 PM

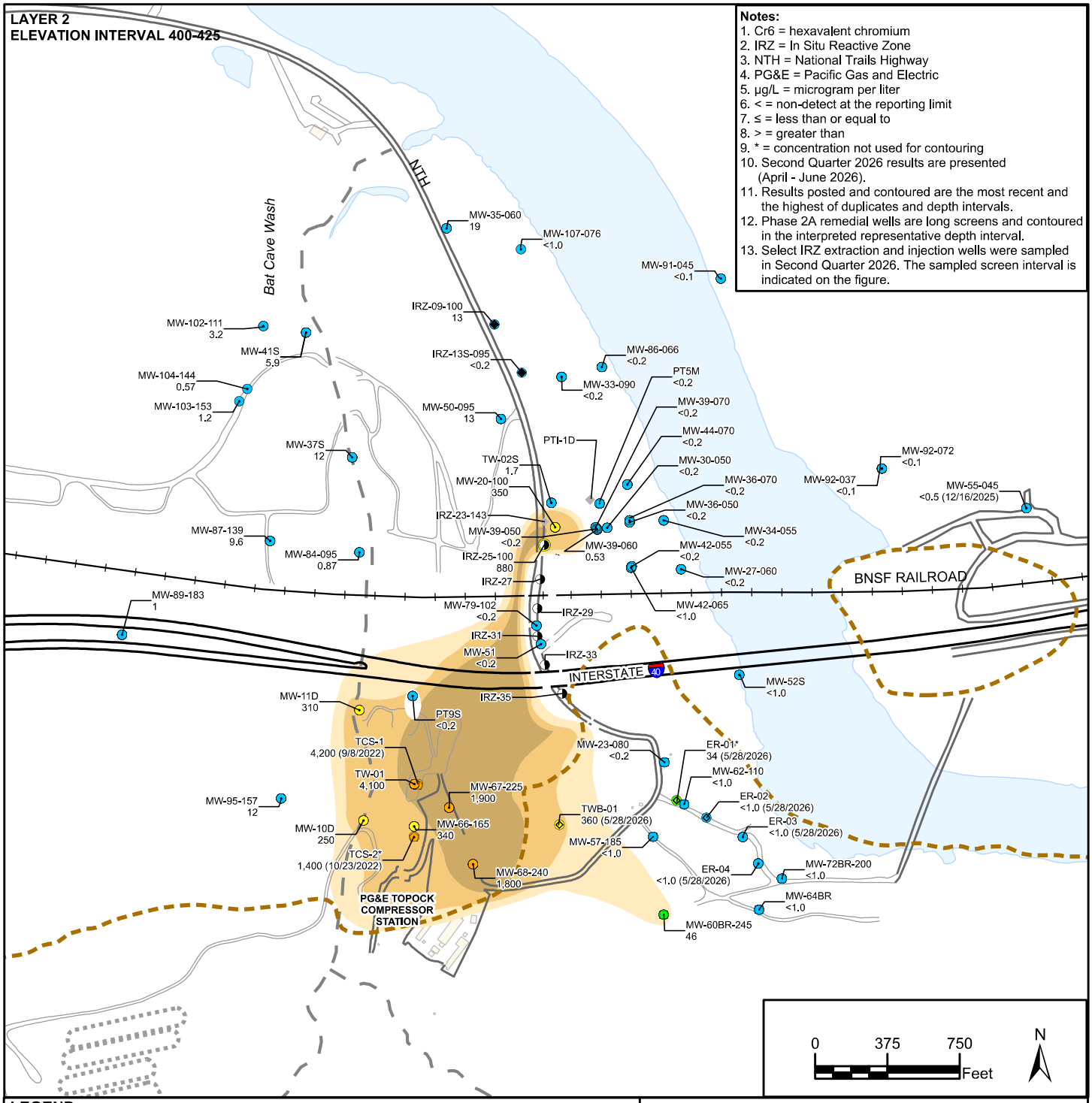

LEGEND

- GROUNDWATER MONITORING WELL
- GROUNDWATER WELL COMPLETED IN BEDROCK
- NTH IRZ INJECTION WELL
- NTH IRZ EXTRACTION WELL
- REMEDIATION WELL (EXTRACTION) NOT SCREENED IN THIS INTERVAL
- PHASE 2A INJECTION WELL
- PHASE 2A EXTRACTION WELL
- BAT CAVE WASH
- APPROXIMATE BEDROCK CONTACT (PER DEPTH INTERVAL)

MW-51 — WELL ID
<0.2 — CR6 CONCENTRATION IN µg/L

Cr6 Concentrations

- ≤ 32 µg/L (or not detected)
- 32 - 100 µg/L
- 100 - 1,000 µg/L
- 1,000 - 10,000 µg/L
- > 10,000 µg/L

Cr6 contours

- 32 µg/L
- 100 µg/L
- 1,000 µg/L
- 10,000 µg/L

SECOND QUARTER 2026
QUARTERLY PROGRESS REPORT
PG&E TOPOCK COMPRESSOR STATION
NEEDLES, CALIFORNIA

CR6 CONCENTRATIONS IN GROUNDWATER BY ELEVATION INTERVAL: LAYER 2

ARCADIS

FIGURE
3.1b

T:_ENV\PGE_TOPOCK\GEC\ARC_PRO\GMP\2Q26\FIGURE_3_1_A_B_C_D_&_E.APRX 8/11/2026 8:59 PM

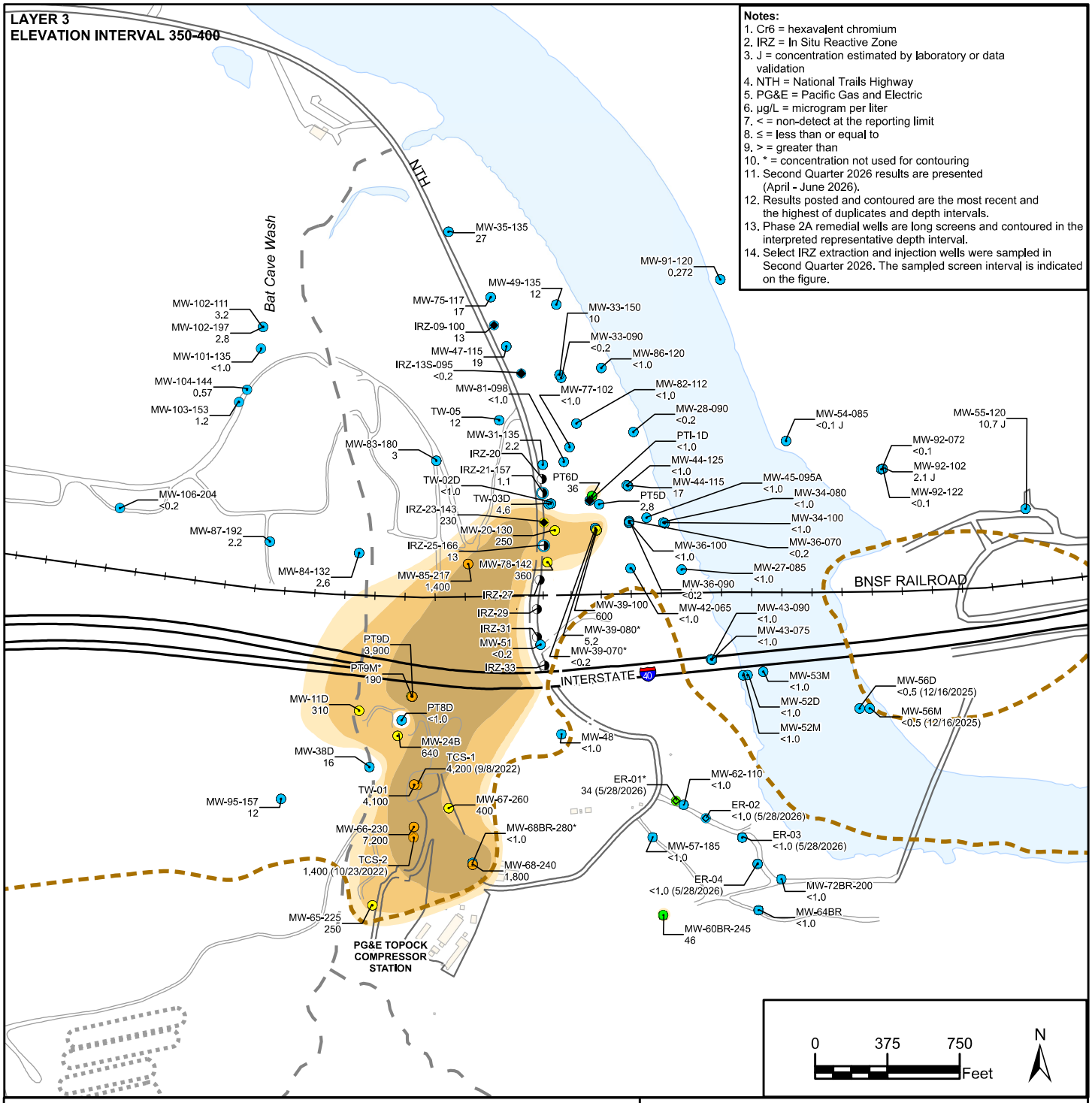

LEGEND

- GROUNDWATER MONITORING WELL
- GROUNDWATER WELL COMPLETED IN BEDROCK
- NTH IRZ INJECTION WELL
- NTH IRZ EXTRACTION WELL
- PHASE 2A INJECTION WELL
- PHASE 2A EXTRACTION WELL
- BAT CAVE WASH
- APPROXIMATE BEDROCK CONTACT (PER DEPTH INTERVAL)

MW-35-135 — WELL ID
27 — CR6 CONCENTRATION IN µg/L

Cr6 Concentrations

- ≤ 32 µg/L (or not detected)
- 32 - 100 µg/L
- 100 - 1,000 µg/L
- 1,000 - 10,000 µg/L
- > 10,000 µg/L

Cr6 contours

- 32 µg/L
- 100 µg/L
- 1,000 µg/L
- 10,000 µg/L

SECOND QUARTER 2026
QUARTERLY PROGRESS REPORT
PG&E TOPOCK COMPRESSOR STATION
NEEDLES, CALIFORNIA

CR6 CONCENTRATIONS IN GROUNDWATER BY ELEVATION INTERVAL: LAYER 3

ARCADIS

FIGURE
3.1c

T:_ENV\PGE_TOPOCK\GEC\ARC_PRO\GMP\2Q26\FIGURE_3_1_A_B_C_D_&_E.APRX 8/11/2026 8:59 PM

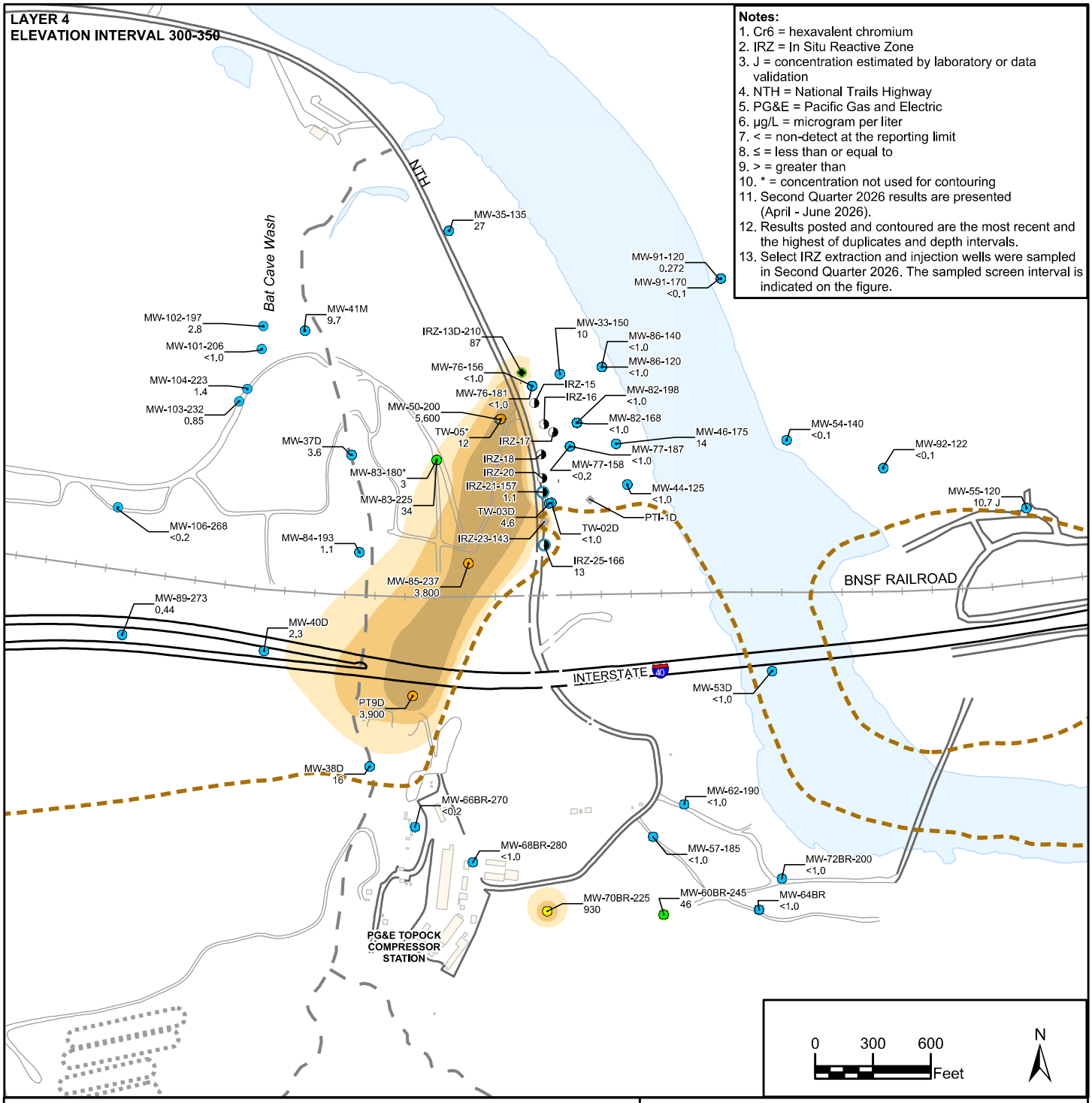

Notes:

1. Cr6 = hexavalent chromium
2. IRZ = In Situ Reactive Zone
3. J = concentration estimated by laboratory or data validation
4. NTH = National Trails Highway
5. PG&E = Pacific Gas and Electric
6. µg/L = microgram per liter
7. < = non-detect at the reporting limit
8. ≤ = less than or equal to
9. > = greater than
10. * = concentration not used for contouring
11. Second Quarter 2026 results are presented (April - June 2026).
12. Results posted and contoured are the most recent and the highest of duplicates and depth intervals.
13. Select IRZ extraction and injection wells were sampled in Second Quarter 2026. The sampled screen interval is indicated on the figure.

LEGEND

- GROUNDWATER MONITORING WELL
- GROUNDWATER WELL COMPLETED IN BEDROCK
- NTH IRZ INJECTION WELL
- NTH IRZ EXTRACTION WELL
- REMEDIATION WELL (EXTRACTION) NOT SCREENED IN THIS INTERVAL
- BAT CAVE WASH
- APPROXIMATE BEDROCK CONTACT (PER DEPTH INTERVAL)

MW-46-175 — WELL ID
14 — CR6 CONCENTRATION IN µg/L

Cr6 Concentrations

- ≤ 32 µg/L (or not detected)
- 32 - 100 µg/L
- 100 - 1,000 µg/L
- 1,000 - 10,000 µg/L
- > 10,000 µg/L

Cr6 contours

- 32 µg/L
- 100 µg/L
- 1,000 µg/L
- 10,000 µg/L

SECOND QUARTER 2026
QUARTERLY PROGRESS REPORT
PG&E TOPOCK COMPRESSOR STATION
NEEDLES, CALIFORNIA

CR6 CONCENTRATIONS IN GROUNDWATER BY ELEVATION INTERVAL: LAYER 4

ARCADIS

FIGURE
3.1d

T:_ENV\PGE_TOPOCK\GEC\ARC_PRO\GMP\2Q26\FIGURE_3_1_A_B_C_D_&_E.APRX 8/11/2026 8:59 PM

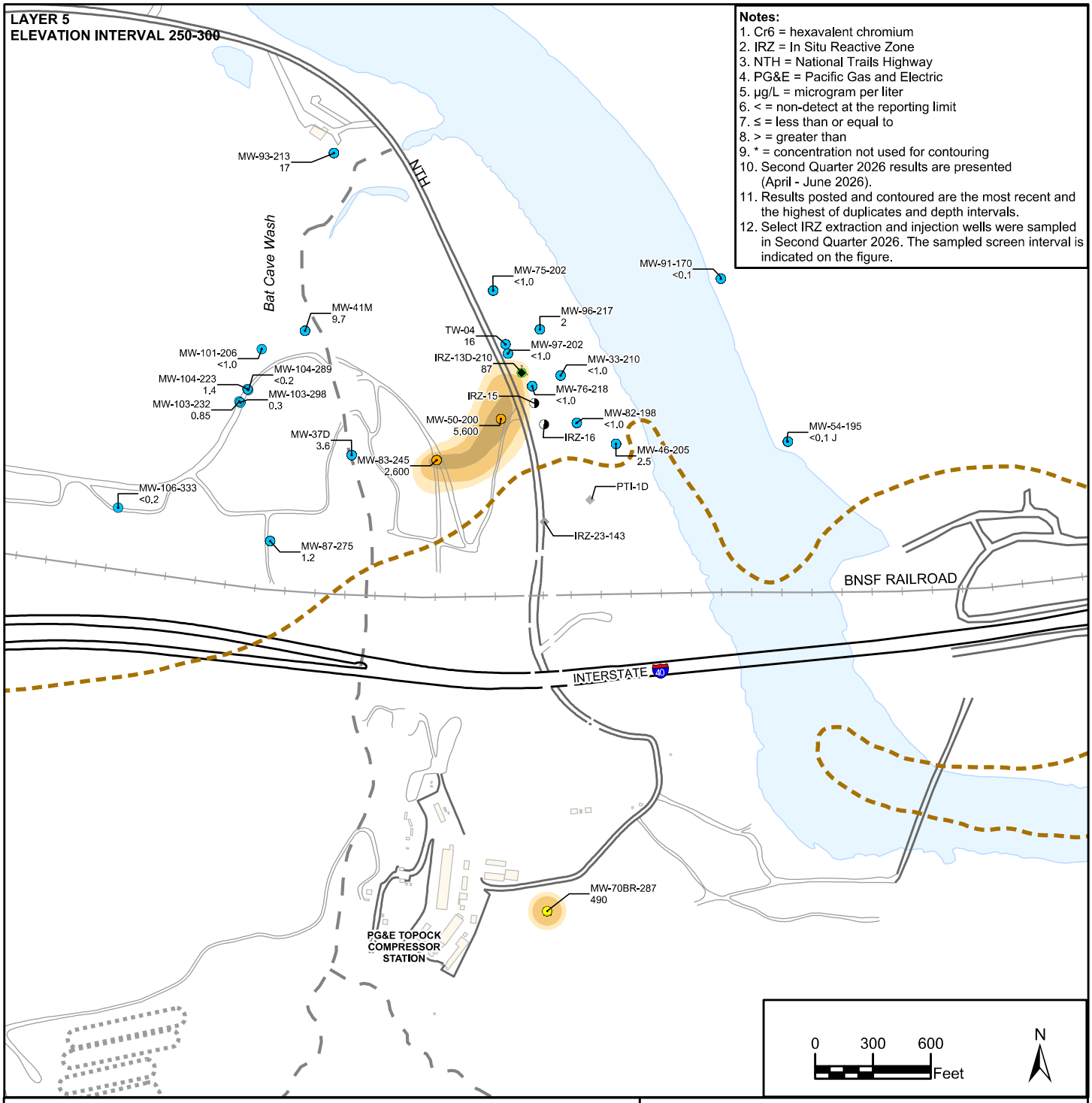

LEGEND

- GROUNDWATER MONITORING WELL
- GROUNDWATER WELL COMPLETED IN BEDROCK
- NTH IRZ INJECTION WELL
- NTH IRZ EXTRACTION WELL
- REMEDIATION WELL (EXTRACTION) NOT SCREENED IN THIS INTERVAL
- BAT CAVE WASH
- APPROXIMATE BEDROCK CONTACT (PER DEPTH INTERVAL)

MW-46-205 — WELL ID
2.5 — CR6 CONCENTRATION IN µg/L

Cr6 Concentrations

- ≤ 32 µg/L (or not detected)
- 32 - 100 µg/L
- 100 - 1,000 µg/L
- 1,000 - 10,000 µg/L
- > 10,000 µg/L

Cr6 contours

- 32 µg/L
- 100 µg/L
- 1,000 µg/L
- 10,000 µg/L

SECOND QUARTER 2026
QUARTERLY PROGRESS REPORT
PG&E TOPOCK COMPRESSOR STATION
NEEDLES, CALIFORNIA

CR6 CONCENTRATIONS IN GROUNDWATER BY ELEVATION INTERVAL: LAYER 5

ARCADIS

FIGURE
3.1e

T:_ENV\PGE_TOPOCK\GEC\ARC_PRO\GMP\2Q26\FIGURE_3_1_A_B_C_D_&_E.APRX 8/12/2026 3:09 PM

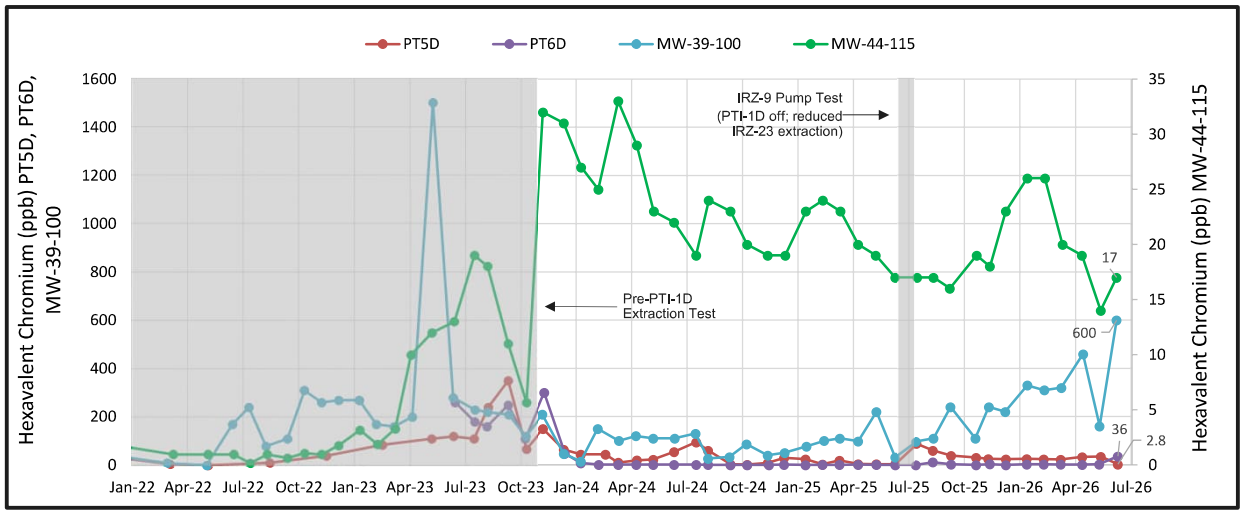

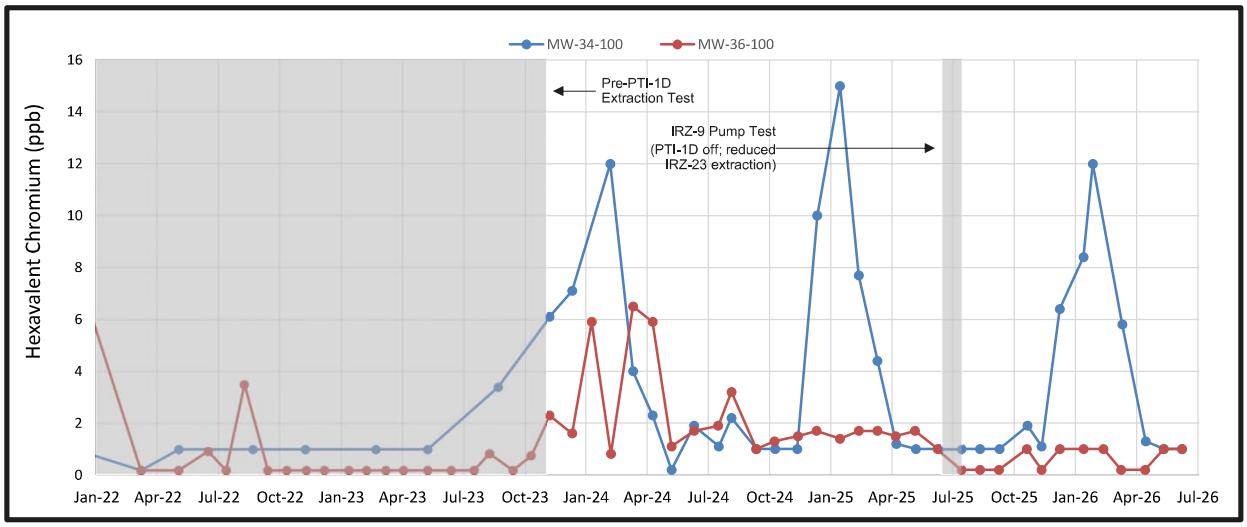

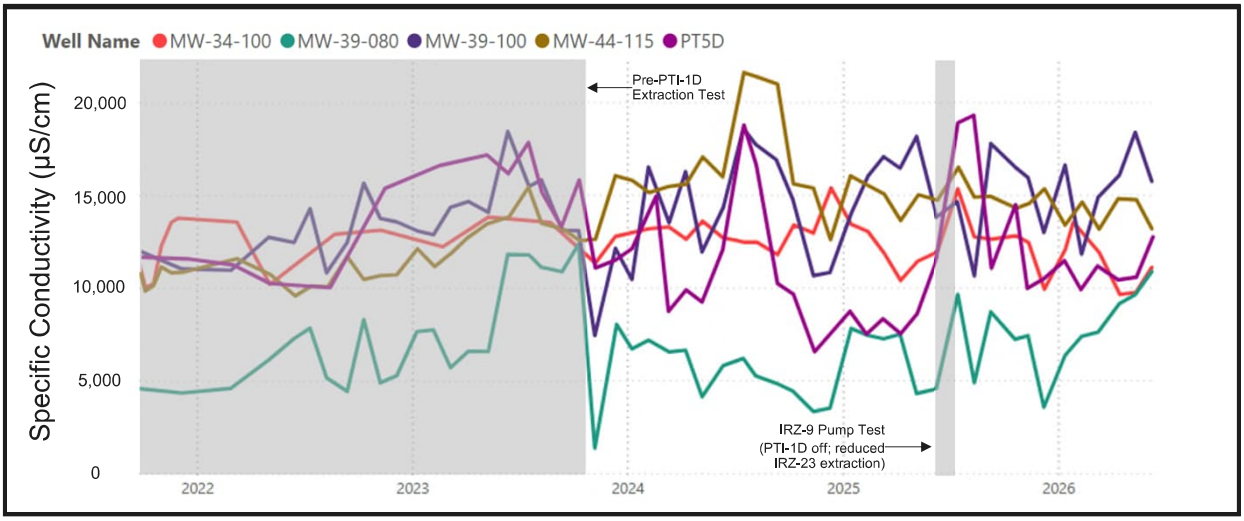

Notes:

1. µS/cm = microSiemen per centimeter
2. ppb = part per billion
3. PG&E = Pacific Gas and Electric

SECOND QUARTER 2026
QUARTERLY PROGRESS REPORT
PG&E TOPOCK COMPRESSOR STATION
NEEDLES, CALIFORNIA

CENTRAL FLOODPLAIN EXTRACTION PERFORMANCE: CONCENTRATION TRENDS

ARCADIS

FIGURE
3.2

8/13/2026 11:15:17 AM

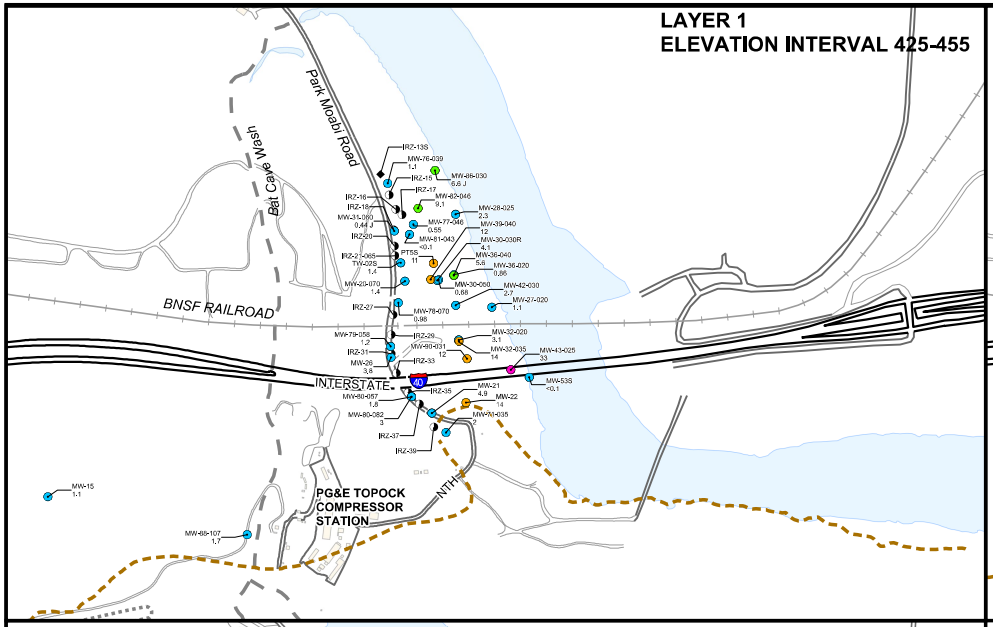

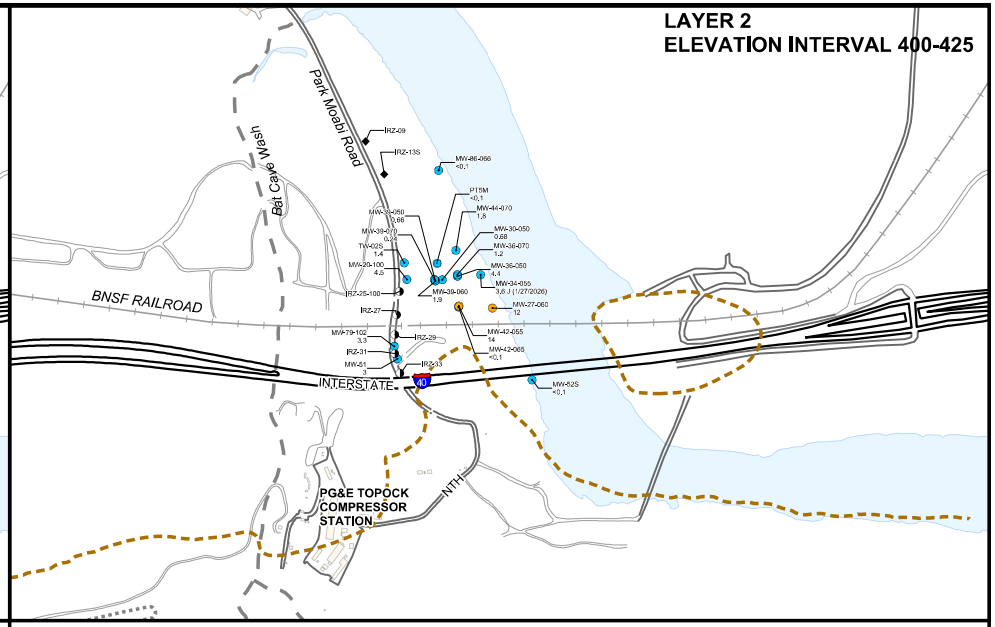

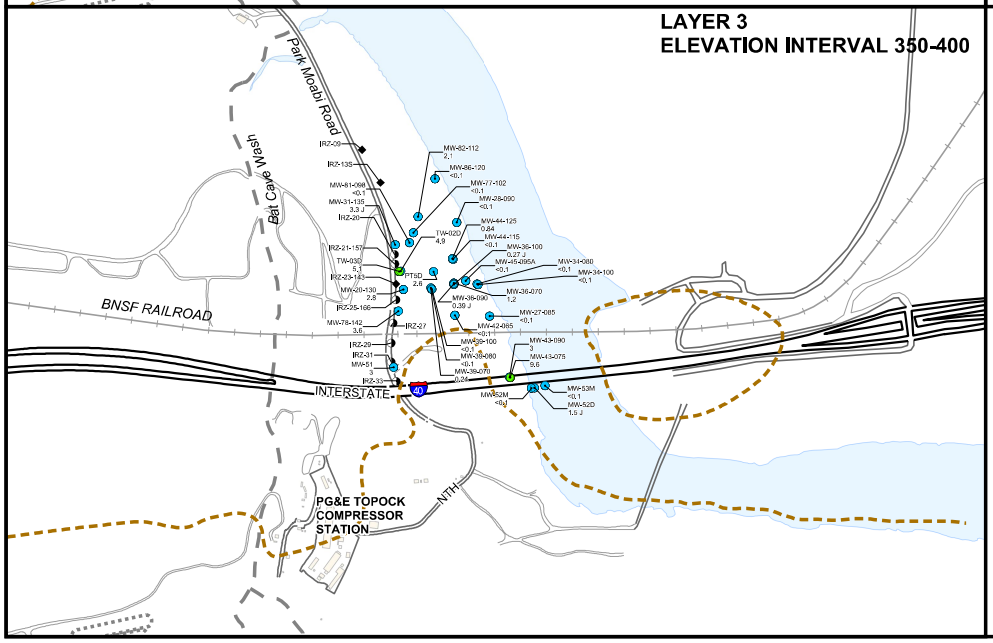

LEGEND

- Groundwater Monitoring Well
- Groundwater Well Completed in Bedrock
- NTH IRZ Injection Well
- NTH IRZ Extraction Well
- Bat Cave Wash
- Approximate Bedrock Contact (per depth interval)

Dissolved Arsenic Concentrations

- 5 µg/L
- 10 µg/L (ARAR)
- 24.3 µg/L (Background UTL)

MW-43-075 — Well ID
9.6 — Dissolved arsenic concentration in µg/L

N

0 475 950 Feet

Notes:

1. ARAR = Applicable or Relevant and Appropriate Requirement
2. IRZ = In Situ Reactive Zone
3. J = concentration estimated by laboratory or data validation
4. NTH = National Trails Highway
5. PG&E = Pacific Gas and Electric
6. UTL = upper tolerance limit
7. µg/L = microgram per liter
8. < = non-detect at the reporting limit
9. Arsenic background study UTL= 24.3 µg/L
10. Arsenic ARAR = 10.0 µg/L
11. Second Quarter 2026 results are presented (April - June 2026). Results posted are the most recent and the highest of duplicates and depth intervals.

SECOND QUARTER 2026
QUARTERLY PROGRESS REPORT
PG&E TOPOCK COMPRESSOR STATION
NEEDLES, CALIFORNIA

DISSOLVED ARSENIC CONCENTRATIONS IN GROUNDWATER BY ELEVATION INTERVAL: LAYERS 1, 2, AND 3

ARCADIS

FIGURE
3.3a

City: Citrix Div/Group: IM Created By: K. SINSABAUGH Last Saved By: bcrap1012
Topock (RC000753,8I02D,Q4182)
T:_ENV\PGE_Topock\GEC\ARC_PRO\GMP\2026\Figure 3_3a To 3_3b.aprx 8/12/2026 10:21 PM

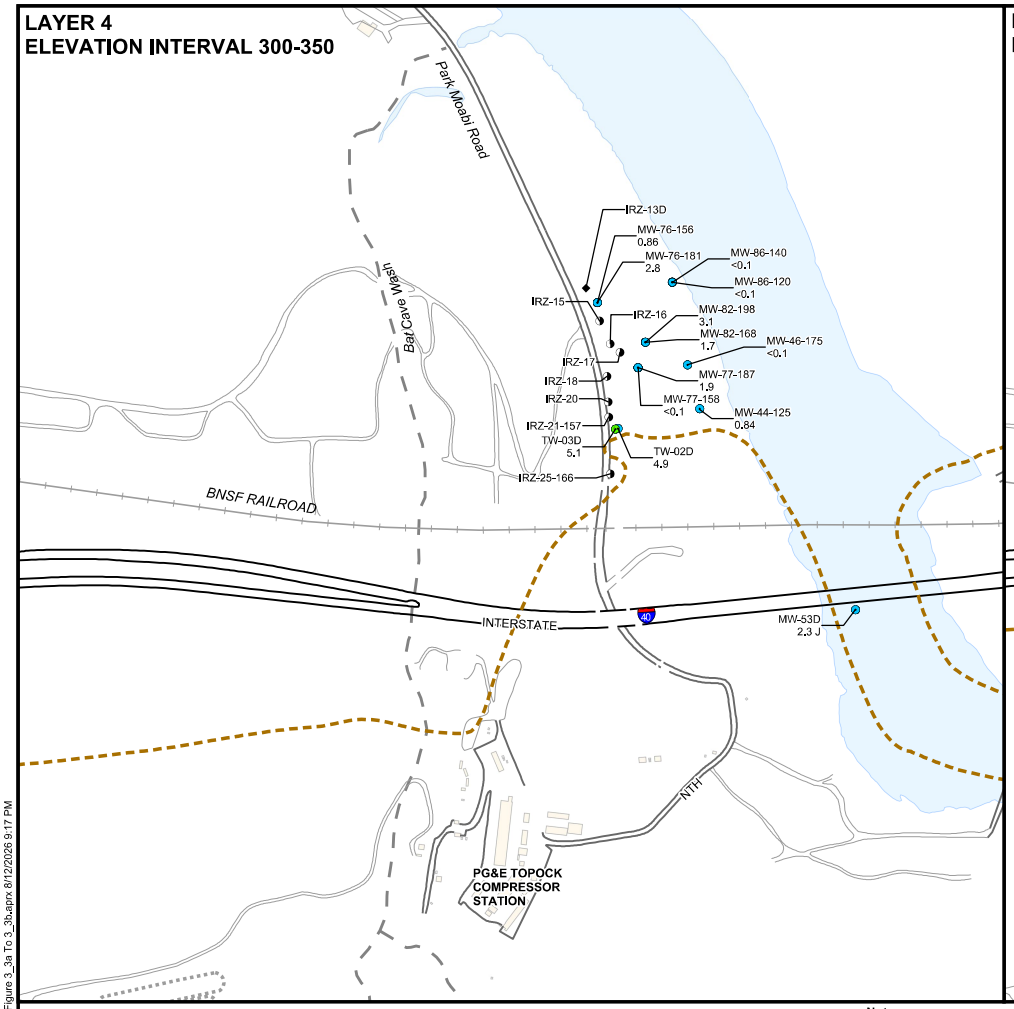

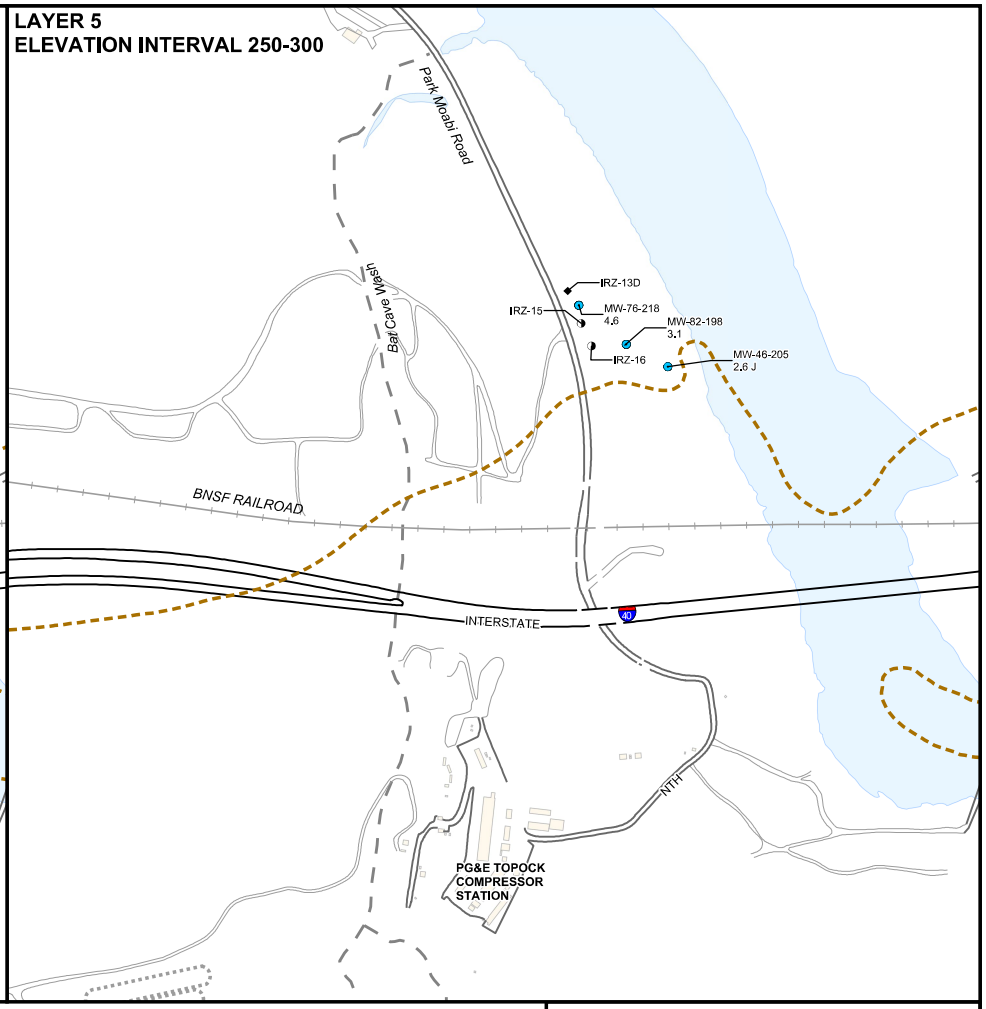

LEGEND

- Groundwater Monitoring Well
- Groundwater Well Completed in Bedrock
- NTH IRZ Injection Well
- NTH IRZ Extraction Well
- Bat Cave Wash
- Approximate Bedrock Contact (per depth interval)

Dissolved Arsenic Concentrations

- 5 µg/L
- 10 µg/L (ARAR)
- 24.3 µg/L (Background UTL)

Notes:

1. ARAR = Applicable or Relevant and Appropriate Requirement
2. IRZ = In Situ Reactive Zone
3. J = concentration estimated by laboratory or data validation
4. NTH = National Trails Highway
5. PG&E = Pacific Gas and Electric
6. UTL = upper tolerance limit
7. µg/L = microgram per liter
8. < = non-detect at the reporting limit
9. Arsenic background study UTL = 24.3 µg/L
10. Arsenic ARAR = 10.0 µg/L
11. Second Quarter 2026 results are presented (April - June 2026). Results posted are the most recent and the highest of duplicates and depth intervals.

MW-82-198 — Well ID
3.1 — Dissolved arsenic concentration in µg/L

N

0 300 600 Feet

SECOND QUARTER 2026
QUARTERLY PROGRESS REPORT
PG&E TOPOCK COMPRESSOR STATION
NEEDLES, CALIFORNIA

DISSOLVED ARSENIC CONCENTRATIONS IN GROUNDWATER BY ELEVATION INTERVAL: LAYERS 4 AND 5

ARCADIS

FIGURE
3.3b

City: Citrix Div/Group: IM Created By: K. SINSABAUGH Last Saved By: bersp1012
Topock (RC0007533/0D,Q4182)
T:_ENV\PGE_Topock\GEC\ARC_PROG\GMP\2026\Figure 3_3a To 3_3b.aprx 8/12/2026 9:17 PM

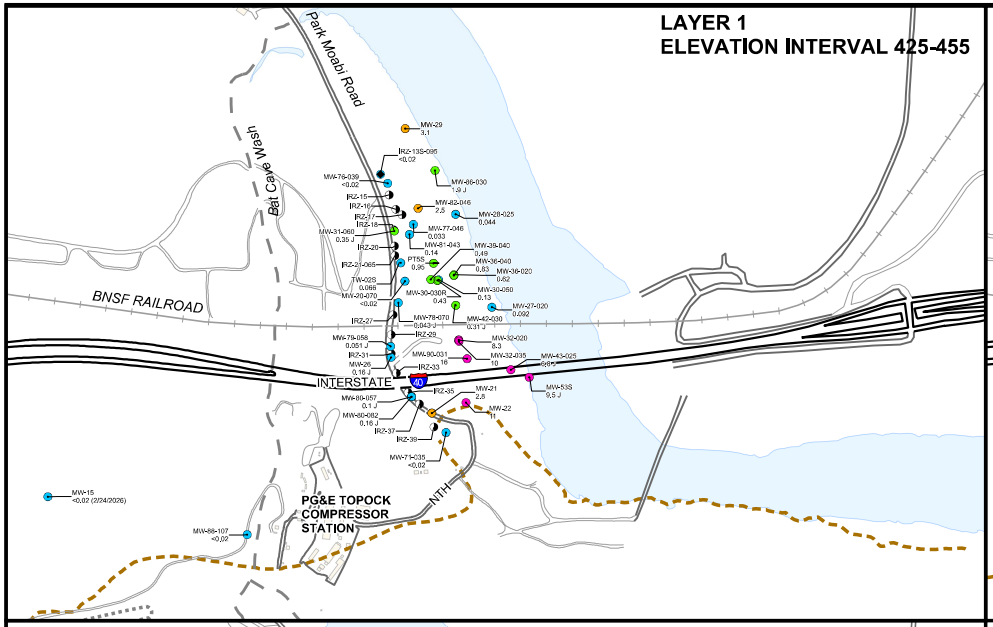

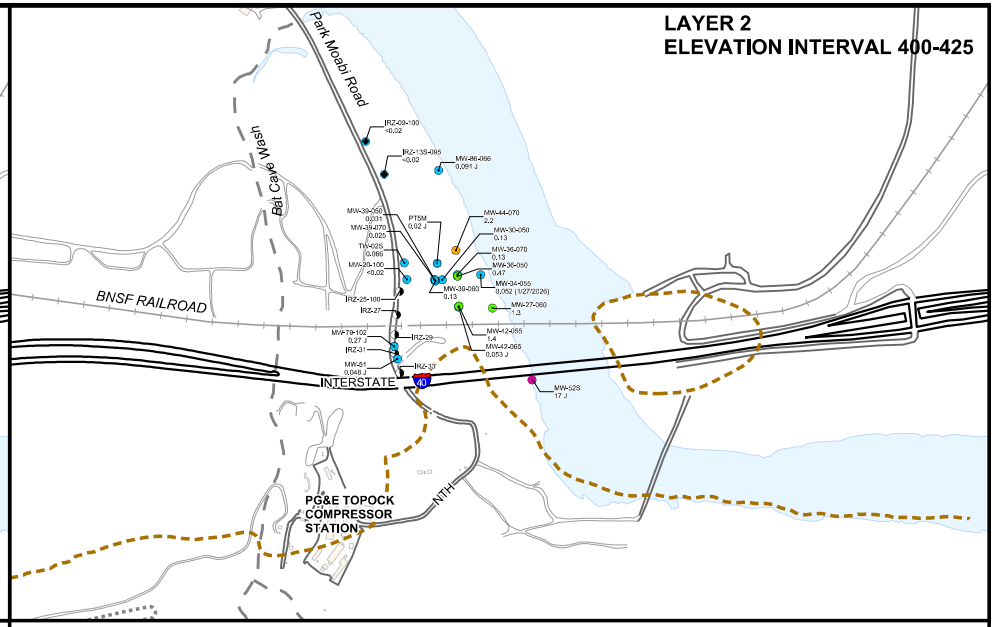

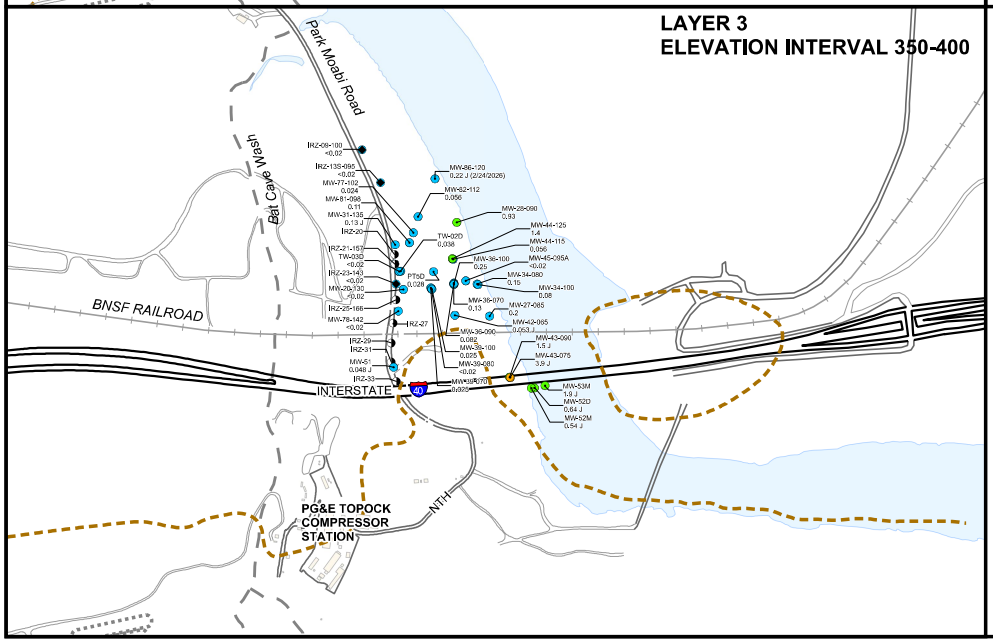

LEGEND

- Groundwater Monitoring Well
- Groundwater Well Completed in Bedrock
- NTH IRZ Injection Well
- NTH IRZ Extraction Well
- Bat Cave Wash
- Approximate Bedrock Contact (per depth interval)

Dissolved Iron Concentrations

- 0.3 mg/L (ARAR)
- 2 mg/L
- 3.93 mg/L (Background UTL)

MW-52M — Well ID
0.54 J — Dissolved iron concentration in mg/L

N

0 475 950 Feet

Notes:

1. ARAR = Applicable or Relevant and Appropriate Requirement
2. IRZ = In Situ Reactive Zone
3. J = concentration estimated by laboratory or data validation
4. NTH = National Trails Highway
5. PG&E = Pacific Gas and Electric
6. UTL = upper tolerance limit
7. mg/L = milligram per liter
8. < = non-detect at the reporting limit
9. Iron background study UTL = 3.93 mg/L
10. Iron ARAR = 0.3 mg/L
11. Second Quarter 2026 results are presented (April - June 2026). Results posted are the most recent and the highest of duplicates and depth intervals.

SECOND QUARTER 2026
QUARTERLY PROGRESS REPORT
PG&E TOPOCK COMPRESSOR STATION
NEEDLES, CALIFORNIA

DISSOLVED IRON CONCENTRATIONS IN GROUNDWATER BY ELEVATION INTERVAL: LAYERS 1, 2, AND 3

ARCADIS

FIGURE
3.4a

City: Citrix Div/Group: IM Created By: K. SINSABAUGH Last Saved By: bcrap1012
Topock (RC000753,8I02D,Q4182)
T:_ENV\PGE_Topock\GEC\ARC_PRO\GMP\2026\Figure 3_4a To 3_4b.aprx 8/12/2026 11:57 PM

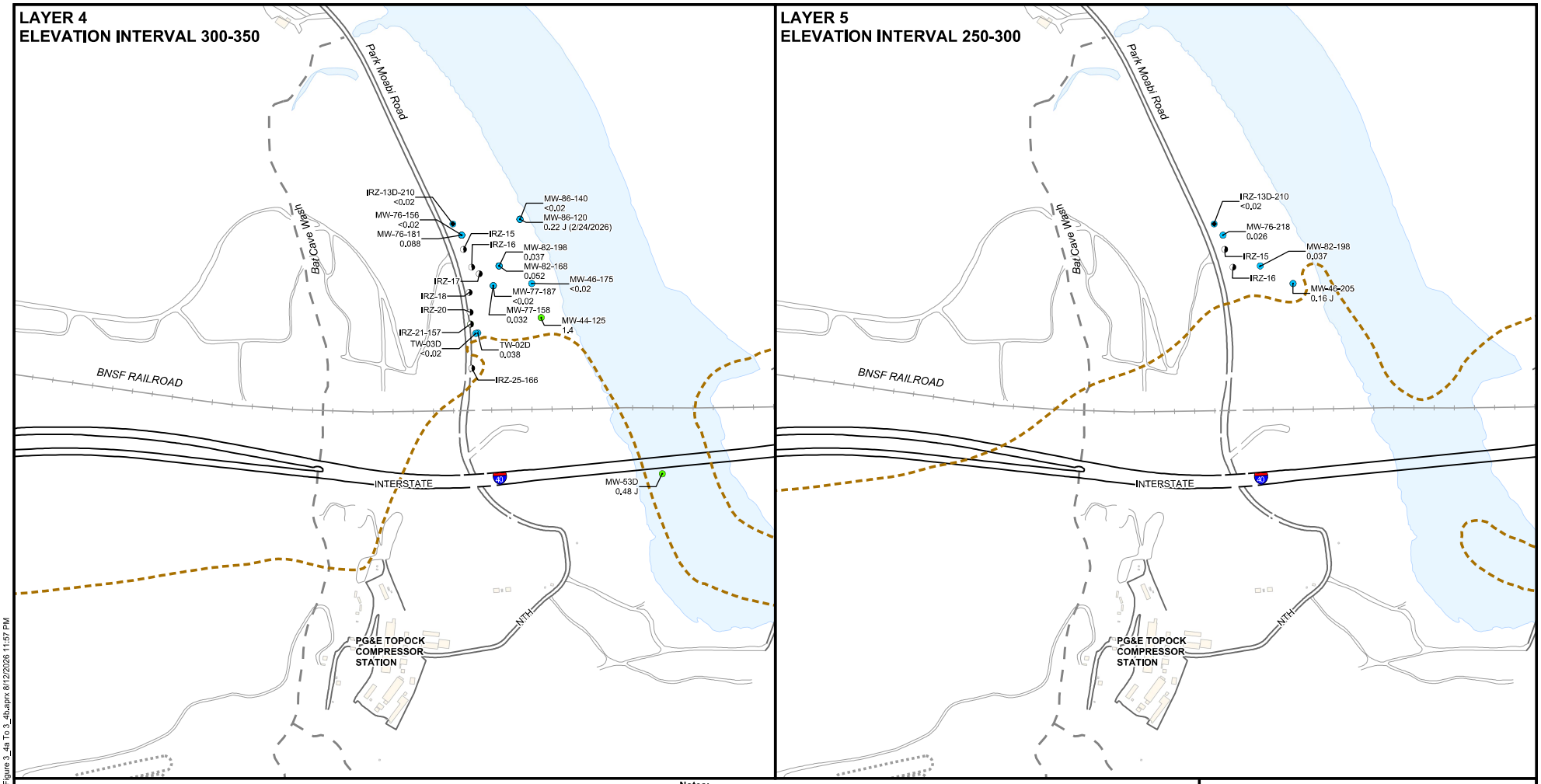

LEGEND

- Groundwater Monitoring Well
- Groundwater Well Completed in Bedrock
- NTH IRZ Injection Well
- NTH IRZ Extraction Well
- Bat Cave Wash
- Approximate Bedrock Contact (per depth interval)

Dissolved Iron Concentrations

- 0.3 mg/L (ARAR)
- 2 mg/L
- 3.93 mg/L (Background UTL)

Notes:

1. ARAR = Applicable or Relevant and Appropriate Requirement
2. IRZ = In Situ Reactive Zone
3. J = concentration estimated by laboratory or data validation
4. NTH = National Trails Highway
5. PG&E = Pacific Gas and Electric
6. UTL = upper tolerance limit
7. mg/L = milligram per liter
8. < = non-detect at the reporting limit
9. Iron background study UTL = 3.93 mg/L.
10. Iron ARAR = 0.3 mg/L
11. Second Quarter 2026 results are presented (April - June 2026). Results posted are the most recent and the highest of duplicates and depth intervals.

MW-53D — Well ID
0.48 J — Dissolved iron concentration in mg/L

N

0 300 600 Feet

SECOND QUARTER 2026
QUARTERLY PROGRESS REPORT
PG&E TOPOCK COMPRESSOR STATION
NEEDLES, CALIFORNIA

DISSOLVED IRON CONCENTRATIONS IN GROUNDWATER BY ELEVATION INTERVAL: LAYERS 4 AND 5

ARCADIS

FIGURE 3.4b

City: Citrix Div/Group: IM Created By: K. SINSABAUGH Last Saved By: bersp1012
Topock (R0007553.80/D,Q4182)
T:_ENV\PGE_Topock\GEC\ARC_PROG\GMP\2Q26\Figure 3_4a To 3_4b.aprx 8/12/2026 11:57 PM

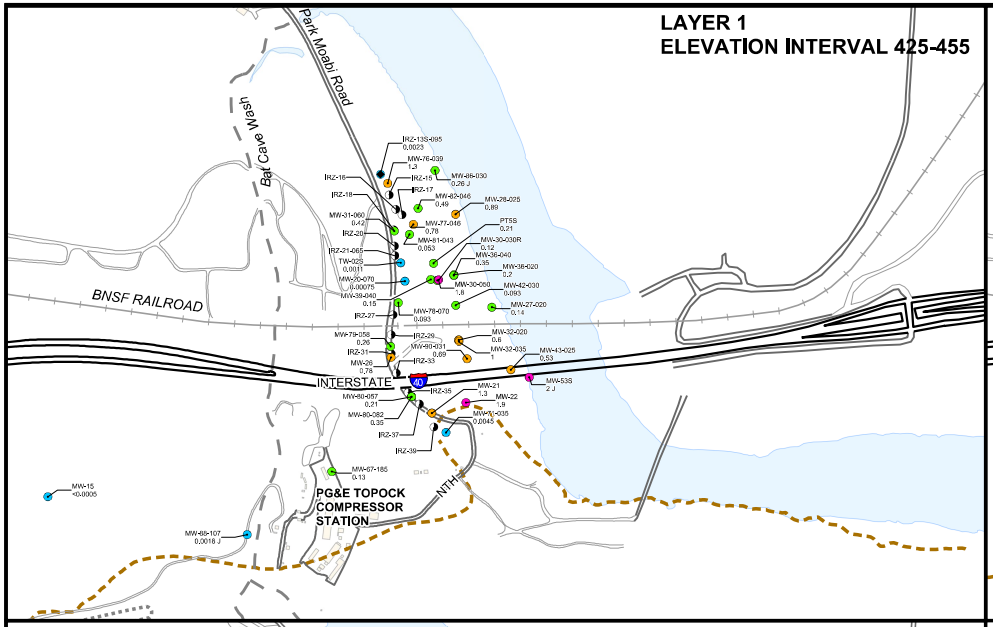

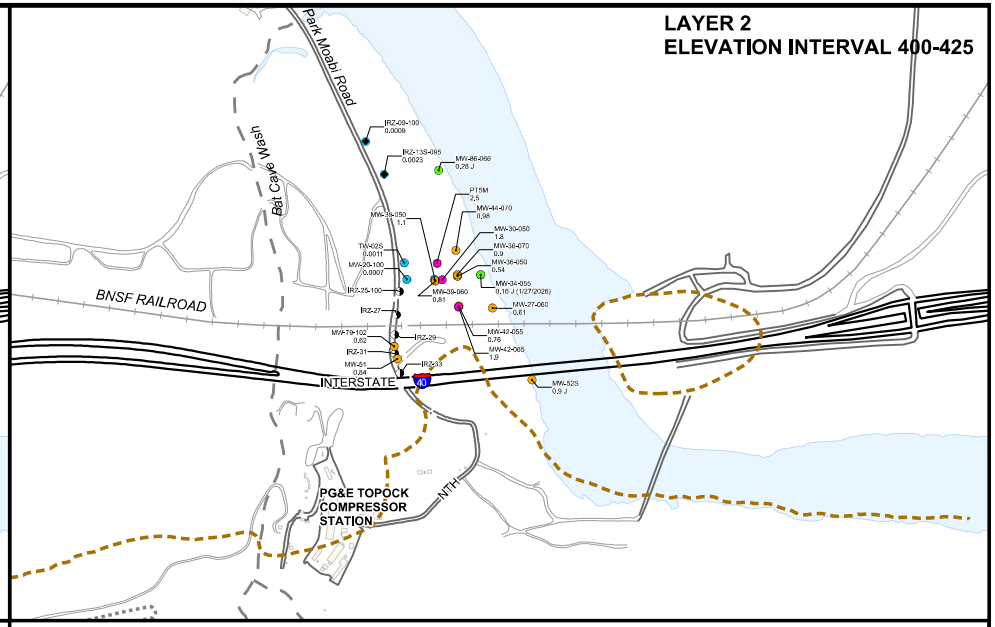

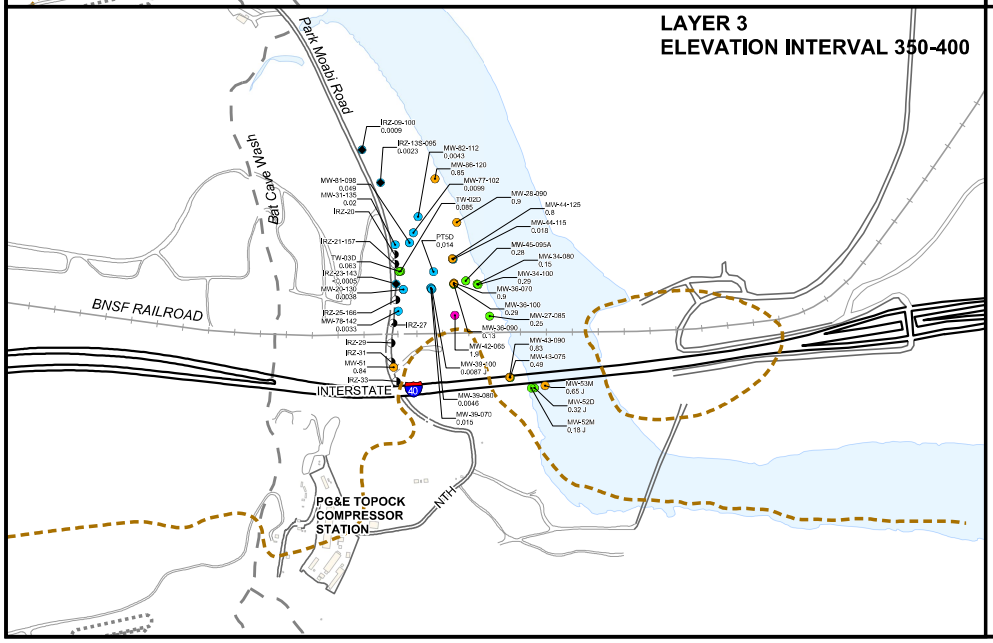

LEGEND

- Groundwater Monitoring Well
- Groundwater Well Completed in Bedrock
- NTH IRZ Injection Well
- NTH IRZ Extraction Well
- Bat Cave Wash
- Approximate Bedrock Contact (per depth interval)

Dissolved Manganese Concentrations

- 0.05 mg/L (ARAR)
- 0.5 mg/L
- 1.320 mg/L (Background UTL)

MW-53M — Well ID
0.65 J — Dissolved manganese concentration in mg/L

N

0 475 950 Feet

Notes:

1. ARAR = Applicable or Relevant and Appropriate Requirement
2. IRZ = In Situ Reactive Zone
3. J = concentration estimated by laboratory or data validation
4. NTH = National Trails Highway
5. PG&E = Pacific Gas and Electric
6. UTL = upper tolerance limit
7. mg/L = milligram per liter
8. < = non-detect at the reporting limit
9. Manganese background study UTL = 1.320 mg/L
10. Manganese ARAR = 0.05 mg/L
11. Second Quarter 2026 results are presented (April - June 2026). Results posted are the most recent and the highest of duplicates and depth intervals.

SECOND QUARTER 2026
QUARTERLY PROGRESS REPORT
PG&E TOPOCK COMPRESSOR STATION
NEEDLES, CALIFORNIA

DISSOLVED MANGANESE CONCENTRATIONS IN GROUNDWATER BY ELEVATION INTERVAL: LAYERS 1, 2, AND 3

ARCADIS

FIGURE
3.5a

City: Citrix Div/Group: IM Created By: K. SINSABAUGH Last Saved By: bcrap1012
Topock (RC000753,8I02D,Q4182)
T:_ENV\PGE_Topock\GEC\ARC_PRO\GMP\2026\Figure 3_5a To 3_5b.aprx 8/13/2026 8:41 AM

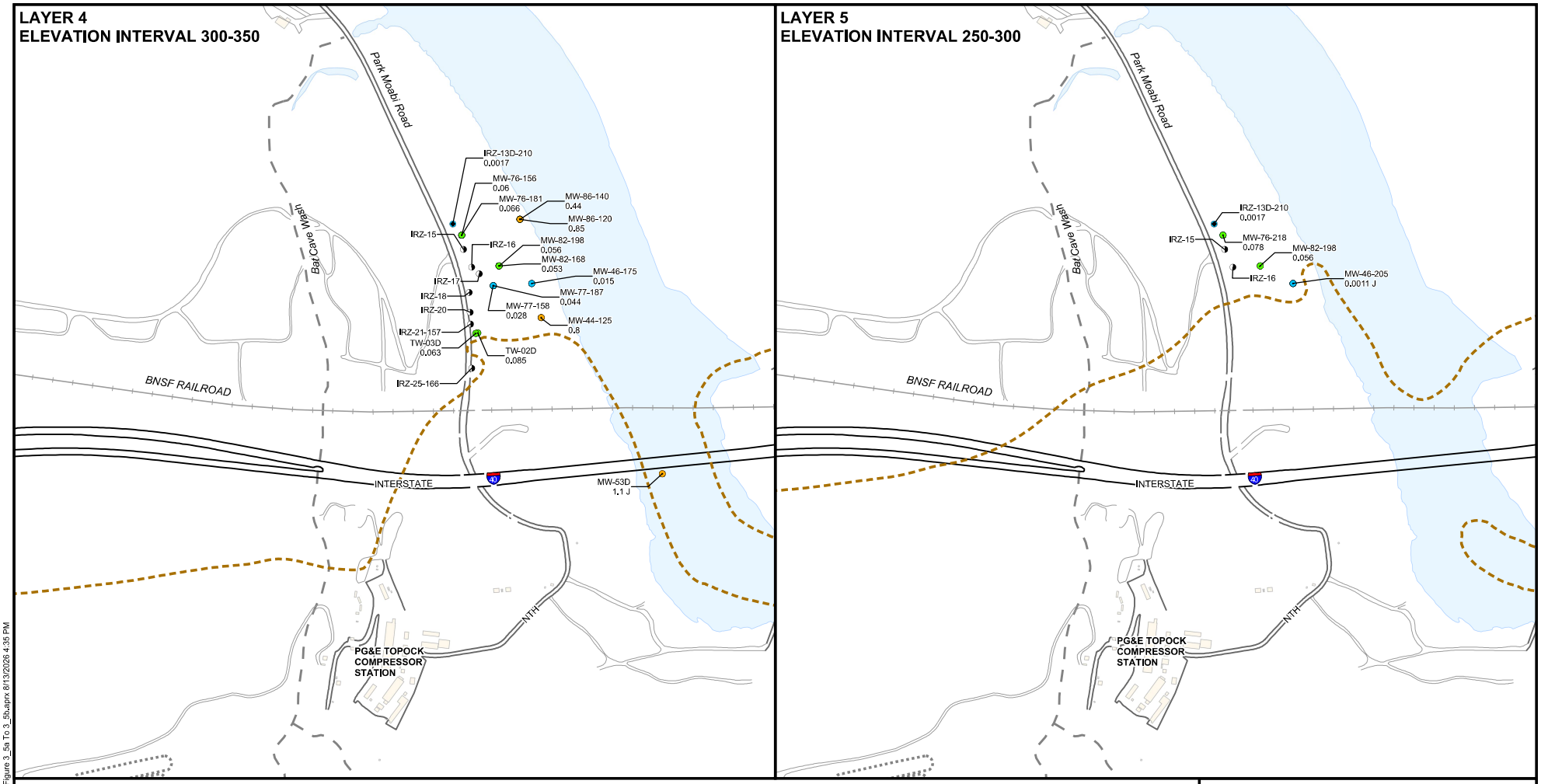

LEGEND

- Groundwater Monitoring Well
- Groundwater Well Completed in Bedrock
- NTH IRZ Injection Well
- NTH IRZ Extraction Well
- Bat Cave Wash
- Approximate Bedrock Contact (per depth interval)

Dissolved Manganese Concentrations

- 0.05 mg/L (ARAR)
- 0.5 mg/L
- 1.320 mg/L (Background UTL)

MW-82-198 — Well ID
0.056 — Dissolved manganese concentration in mg/L

N

0 300 600 Feet

Notes:

1. ARAR = Applicable or Relevant and Appropriate Requirement
2. IRZ = In Situ Reactive Zone
3. J = concentration estimated by laboratory or data validation
4. NTH = National Trails Highway
5. PG&E = Pacific Gas and Electric
6. UTL = upper tolerance limit
7. mg/L = milligram per liter
8. < = non-detect at the reporting limit
9. Manganese background study UTL = 1.320 mg/L
10. Manganese ARAR = 0.05 mg/L
11. Second Quarter 2026 results are presented (April - June 2026). Results posted are the most recent and the highest of duplicates and depth intervals.

SECOND QUARTER 2026
QUARTERLY PROGRESS REPORT
PG&E TOPOCK COMPRESSOR STATION
NEEDLES, CALIFORNIA

DISSOLVED MANGANESE CONCENTRATIONS IN GROUNDWATER BY ELEVATION INTERVAL: LAYERS 4 AND 5

ARCADIS

FIGURE
3.5b

City: Citrix Div/Group: IM Created By: K. SINSABAUGH Last Saved By: bersp1012
Topock (RC0007533/0D,Q4182)
T:_ENV\PGE_Topock\GEC\ARC_PROG\GMP\2026\Figure 3_5a To 3_5b.aprx 8/13/2026 4:35 PM

Appendix A

Second Quarter 2026 Field Parameters

This appendix cannot be made ADA-compliant. For additional help with the information provided in this appendix, please contact Erin Somers, Arcadis Report Lead, at 905-807-6126.

Appendix A
Second Quarter 2026 Water Quality Field Parameters
Second Quarter 2026 Quarterly Progress Report
Pacific Gas and Electric Company, Topock Compressor Station, Needles, California

Well ID	Sample Date	Depth to Water (ft bTOC)	pH	Specific Conductance (µS/cm)	Turbidity (NTU)	Dissolved Oxygen (mg/L)	Temperature (deg C)	Salinity (ppt)	Total Dissolved Solids (mg/L)	ORP (mV)
C-BNS	05/20/2026	nm	8.69	1,009	2.00	6.43	19.0	0.50	650	107.5
C-CON-D	05/21/2026	nm	8.63	1,001	2.00	5.89	19.3	0.50	650	104.7
C-CON-S	05/21/2026	nm	8.59	998	2.00	5.84	19.3	0.50	650	105.7
C-I-3-D	05/20/2026	nm	8.65	1,003	3.00	6.43	18.3	0.50	650	105.8
C-I-3-S	05/20/2026	nm	8.63	1,001	3.00	6.55	18.2	0.50	650	108.6
C-MAR-D	05/21/2026	nm	7.95	1,115	8.00	5.13	19.7	0.55	720	100.7
C-MAR-S	05/21/2026	nm	7.95	1,054	7.00	5.11	19.5	0.53	690	96.8
C-NR1-D	05/21/2026	nm	8.59	1,001	2.00	5.75	19.2	0.50	650	101.9
C-NR1-S	05/21/2026	nm	8.60	1,000	2.00	5.68	19.3	0.50	650	101.9
C-NR3-D	05/21/2026	nm	8.60	999	2.00	5.86	19.2	0.50	650	103.3
C-NR3-S	05/21/2026	nm	8.59	1,000	2.00	5.87	19.3	0.50	650	108.8
C-NR4-D	05/21/2026	nm	8.58	1,001	2.00	5.93	19.2	0.50	650	109.7
C-NR4-S	05/21/2026	nm	8.58	1,002	2.00	5.76	19.4	0.50	650	107.6
C-R22A-D	05/20/2026	nm	8.64	1,006	2.00	6.58	19.5	0.50	650	106.8
C-R22A-S	05/20/2026	nm	8.65	1,006	2.00	6.45	19.4	0.50	650	108.5
C-R27-D	05/20/2026	nm	8.63	1,009	2.00	6.44	18.8	0.50	650	109.8
C-R27-S	05/20/2026	nm	8.64	1,010	2.00	6.41	19.2	0.50	650	108.5
C-TAZ-D	05/20/2026	nm	8.67	1,027	3.00	6.35	18.6	0.51	660	95.8
C-TAZ-S	05/20/2026	nm	8.72	1,002	2.00	6.36	18.3	0.50	650	101.5
IRZ-09-100	05/20/2026	nm	7.31	7,558	0.18	1.09	29.5	nm	nm	36.3
IRZ-13D-210	05/20/2026	nm	7.29	10,488	0.33	1.00	28.3	nm	nm	0.4
IRZ-13S-095	05/20/2026	nm	7.06	8,789	0.47	0.74	29.9	nm	nm	30.6
IRZ-21-065	05/20/2026	nm	7.05	7,718	0.73	1.34	29.2	nm	nm	33.8
IRZ-21-157	05/20/2026	nm	7.08	7,840	0.39	1.20	28.7	nm	nm	24.7
IRZ-23-143	05/20/2026	nm	6.62	6,813	1.07	2.38	26.2	nm	nm	-49.5
IRZ-25-100	05/20/2026	nm	7.06	5,883	0.54	5.25	28.6	nm	nm	-18.8
IRZ-25-166	05/20/2026	nm	6.90	7,736	0.63	1.83	29.7	nm	nm	21.2
Marina-1	05/19/2026	nm	8.32	34,764	9.00	1.25	27.2	21.80	22,590	50.8
MTS-1	05/19/2026	nm	7.58	2,743	4.00	0.12	28.7	1.41	1,780	199.5
MTS-2	05/19/2026	nm	7.79	2,324	8.00	0.14	32.9	1.18	1,510	205.5
MW-09	06/17/2026	80.44	7.21	4,693	15.00	1.22	35.7	1.99	2,483	128.2
MW-10	04/27/2026	75.62	7.35	2,198	22.00	0.52	28.8	1.12	1,420	206.8

Appendix A
Second Quarter 2026 Water Quality Field Parameters
Second Quarter 2026 Quarterly Progress Report
Pacific Gas and Electric Company, Topock Compressor Station, Needles, California

Well ID	Sample Date	Depth to Water (ft bTOC)	pH	Specific Conductance (µS/cm)	Turbidity (NTU)	Dissolved Oxygen (mg/L)	Temperature (deg C)	Salinity (ppt)	Total Dissolved Solids (mg/L)	ORP (mV)
MW-10D	04/27/2026	76.24	7.41	3,704	27.00	0.49	29.7	1.94	2,400	207.4
MW-11	04/27/2026	66.3	7.42	1,935	49.00	0.36	28.9	0.97	1,240	210.3
MW-11D	06/17/2026	66.6	7.12	9,393	9.00	2.89	37.8	4.19	4,902	167.1
MW-12	05/21/2026	28.15	7.82	10,142	15.00	4.28	25.9	5.49	8,390	138.9
MW-13	05/28/2026	30.1	7.29	3,279	10.00	0.77	29.1	1.77	1,720	57.1
MW-14	05/27/2026	115.21	7.65	4,295	11.00	3.94	29.3	2.05	2,583	131.5
MW-15	05/27/2026	185.82	7.68	2,381	4.00	4.01	27.4	1.23	1,560	83.9
MW-19	05/26/2026	46.34	7.24	2,755	10.00	0.49	31.8	1.49	1,450	65.0
MW-20-070	04/14/2026	44.5	7.18	6,231	10.00	1.24	27.4	nm	nm	168.9
MW-20-070	05/13/2026	43.99	7.31	5,297	21.00	0.44	30.1	2.83	3,440	210.0
MW-20-070	06/11/2026	43.57	7.17	5,233	8.00	0.10	31.2	2.79	3,390	227.6
MW-20-100	04/14/2026	44.31	7.01	3,303	16.00	2.51	27.1	nm	nm	165.4
MW-20-100	05/13/2026	44.4	7.26	3,413	10.00	0.18	29.4	1.77	2,210	217.9
MW-20-100	06/11/2026	43.9	7.10	3,820	10.00	0.06	31.5	2.00	2,480	231.2
MW-20-130	04/14/2026	44.6	7.13	10,251	15.00	1.64	24.0	nm	nm	152.1
MW-20-130	05/13/2026	44.71	7.17	10,678	15.00	0.18	29.5	6.01	6,940	212.8
MW-20-130	06/11/2026	43.91	7.00	11,133	11.00	0.07	30.4	6.26	7,220	231.3
MW-21	04/14/2026	50.72	7.02	14,313	12.00	0.81	27.1	nm	nm	131.5
MW-21	05/12/2026	50.02	7.23	13,593	32.00	0.13	36.6	7.71	8,830	173.5
MW-21	06/11/2026	48.84	7.11	14,220	32.00	0.04	32.1	8.16	9,240	193.9
MW-22	06/16/2026	3.9	6.65	11,903	8.00	0.02	32.3	16.63	17,740	165.7
MW-23-060	05/28/2026	50.87	7.79	3,360	10.00	1.09	31.6	1.45	1,150	75.0
MW-23-080	05/28/2026	50.49	8.01	2,887	10.00	0.92	31.8	2.63	2,320	37.8
MW-24A	05/27/2026	111.41	7.50	2,662	16.00	2.54	26.3	1.33	1,872	128.5
MW-24B	05/27/2026	109.6	7.54	12,495	12.00	3.73	26.3	7.00	7,962	139.1
MW-24BR	05/28/2026	108.22	8.29	14,644	4.00	0.44	30.9	8.42	9,500	-108.1
MW-25	05/28/2026	88.94	7.18	2,509	10.00	1.76	30.2	1.36	1,300	64.6
MW-26	04/16/2026	46.71	6.70	8,973	15.00	1.26	26.5	nm	nm	152.4
MW-26	05/14/2026	46.53	7.78	8,890	10.00	0.38	32.0	4.76	4,320	57.0
MW-26	06/10/2026	46	7.05	11,553	14.00	1.52	31.8	6.73	6,641	101.9
MW-27-020	04/28/2026	4.67	7.20	1,238	6.00	0.07	20.1	0.62	800	215.5
MW-27-060	04/28/2026	5.7	7.23	4,554	4.00	0.12	21.2	2.43	2,950	187.4

Appendix A
Second Quarter 2026 Water Quality Field Parameters
Second Quarter 2026 Quarterly Progress Report
Pacific Gas and Electric Company, Topock Compressor Station, Needles, California

Well ID	Sample Date	Depth to Water (ft bTOC)	pH	Specific Conductance (µS/cm)	Turbidity (NTU)	Dissolved Oxygen (mg/L)	Temperature (deg C)	Salinity (ppt)	Total Dissolved Solids (mg/L)	ORP (mV)
MW-27-085	04/28/2026	5.45	7.28	11,682	7.00	0.10	22.2	6.67	7,590	203.3
MW-28-025	04/28/2026	10.9	7.35	1,593	9.00	0.11	22.5	0.80	1,030	200.1
MW-28-090	04/28/2026	11.82	7.23	6,997	24.00	0.13	21.6	3.86	4,560	193.0
MW-29	04/28/2026	29.45	7.34	8,303	9.00	0.46	25.8	4.45	5,390	-17.4
MW-30-030R	05/12/2026	13.54	8.12	1,897	10.00	0.79	37.6	1.14	1,120	10.0
MW-30-050	05/12/2026	10.79	7.25	5,558	25.00	0.15	28.2	2.97	3,600	199.8
MW-31-060	04/14/2026	39.2	7.23	8,791	18.00	0.80	24.5	nm	nm	170.1
MW-31-060	05/12/2026	38.8	7.47	8,185	10.00	0.17	31.0	4.50	5,320	197.5
MW-31-060	06/09/2026	38.3	7.30	7,801	10.00	0.05	30.7	4.27	5,060	228.1
MW-31-135	04/14/2026	39.82	7.08	10,245	16.00	4.31	25.3	nm	nm	160.9
MW-31-135	05/12/2026	39.49	7.39	9,101	18.00	0.19	30.0	5.06	5,920	207.4
MW-31-135	06/09/2026	39.06	7.25	9,214	17.00	0.05	30.6	5.11	5,980	230.8
MW-32-020	06/16/2026	6	6.72	28,751	8.00	0.02	31.5	15.15	16,540	111.9
MW-32-035	06/16/2026	6.36	6.82	13,731	13.00	0.02	27.3	7.49	8,460	52.2
MW-33-040	05/28/2026	31.62	7.82	9,573	9.00	0.49	28.6	5.28	6,220	73.5
MW-33-090	05/28/2026	31.6	7.25	8,802	5.00	0.41	28.6	4.82	5,720	72.2
MW-33-150	05/28/2026	32.12	7.57	14,833	5.00	0.66	28.8	8.51	9,640	82.8
MW-33-210	05/28/2026	31.35	7.52	9,248	7.00	0.46	29.7	5.09	6,010	70.2
MW-34-055	04/16/2026	5.1	7.33	2,228	4.00	0.17	21.2	1.14	1,440	220.0
MW-34-055	06/09/2026	4.04	7.21	2,606	5.00	0.06	23.8	1.35	1,690	222.6
MW-34-080	04/16/2026	5.3	7.32	8,889	5.00	0.01	21.0	4.98	5,780	211.3
MW-34-100	04/16/2026	5.38	7.41	9,627	6.00	0.31	21.1	5.42	6,260	213.7
MW-34-100	05/13/2026	5.2	7.29	9,736	4.00	0.06	22.9	5.50	6,340	202.0
MW-34-100	06/09/2026	4.41	7.13	11,073	4.00	0.07	21.2	6.31	7,200	215.3
MW-35-060	06/16/2026	26.22	7.14	7,494	15.00	3.52	28.6	3.87	4,585	102.2
MW-35-135	06/16/2026	25.63	7.26	15,215	14.00	1.19	29.7	7.89	8,925	105.4
MW-36-020	05/13/2026	16.24	7.72	1,330	10.00	1.06	24.3	0.70	690	-10.9
MW-36-040	05/13/2026	16.12	7.63	1,884	10.00	0.55	23.0	0.89	860	-44.7
MW-36-050	05/13/2026	16.03	7.57	2,450	10.00	1.09	23.2	0.78	760	17.9
MW-36-070	05/13/2026	16.04	7.39	2,604	10.00	0.41	23.0	1.52	1,470	-32.2
MW-36-090	05/13/2026	16.27	7.43	7,485	10.00	0.47	23.1	0.36	370	-92.2
MW-36-100	04/15/2026	14.03	7.22	7,775	12.00	1.07	22.4	nm	nm	131.8

Appendix A
Second Quarter 2026 Water Quality Field Parameters
Second Quarter 2026 Quarterly Progress Report
Pacific Gas and Electric Company, Topock Compressor Station, Needles, California

Well ID	Sample Date	Depth to Water (ft bTOC)	pH	Specific Conductance (µS/cm)	Turbidity (NTU)	Dissolved Oxygen (mg/L)	Temperature (deg C)	Salinity (ppt)	Total Dissolved Solids (mg/L)	ORP (mV)
MW-36-100	05/13/2026	14.24	7.83	8,727	10.00	1.07	23.4	4.84	4,330	-46.6
MW-36-100	06/09/2026	13.2	7.32	14,233	18.00	2.01	40.5	5.91	7,053	90.7
MW-37D	06/18/2026	30.77	7.87	9,018	8.00	1.72	31.7	4.96	5,860	64.1
MW-37S	06/18/2026	30.68	7.57	6,614	9.00	1.81	31.6	3.63	4,260	81.9
MW-38D	06/18/2026	70.7	8.91	15,703	11.00	3.82	32.4	7.97	9,003	115.5
MW-38S	06/18/2026	69.62	7.75	2,645	16.00	5.61	31.5	1.22	1,550	52.0
MW-39-040	05/12/2026	14.59	7.41	1,079	10.00	0.98	24.7	0.53	530	-38.7
MW-39-050	05/12/2026	15.63	7.07	4,408	10.00	0.90	26.6	2.48	2,250	50.9
MW-39-060	05/12/2026	14.53	7.03	3,489	10.00	2.80	24.6	2.39	2,470	184.0
MW-39-070	04/15/2026	12.63	7.01	6,413	10.00	0.71	21.5	nm	nm	162.1
MW-39-070	05/12/2026	12.74	7.03	5,441	9.00	0.98	23.6	1.92	1,820	34.9
MW-39-070	06/09/2026	11.93	6.96	7,718	13.00	1.01	25.5	4.02	4,753	103.6
MW-39-080	04/15/2026	12.5	7.22	9,128	17.00	0.96	21.3	nm	nm	178.4
MW-39-080	05/12/2026	12.34	7.30	9,612	10.00	0.98	24.7	5.38	4,800	68.5
MW-39-080	06/09/2026	11.9	6.83	10,855	16.00	1.23	24.5	6.23	7,155	101.7
MW-39-100	04/15/2026	12.6	7.27	16,043	16.00	0.87	20.5	nm	nm	130.6
MW-39-100	05/12/2026	12.49	7.57	18,360	10.00	0.82	25.3	11.58	9,740	47.5
MW-39-100	06/09/2026	11.8	7.02	15,731	18.00	1.25	24.3	9.37	10,450	95.1
MW-40D	06/10/2026	111.02	7.32	14,201	7.00	1.02	30.1	8.16	9,230	56.3
MW-40S	06/10/2026	110.37	7.64	2,511	8.00	1.54	29.8	1.29	1,630	71.2
MW-41D	06/16/2026	23.9	7.23	14,304	28.00	0.04	42.2	8.11	9,310	232.4
MW-41M	06/16/2026	24.19	7.48	12,598	23.00	0.04	46.0	7.04	8,210	227.9
MW-41S	06/16/2026	23.98	7.56	6,936	19.00	0.04	44.5	3.69	4,500	224.2
MW-42-030	06/15/2026	7.67	8.03	1,471	15.00	0.56	26.4	0.71	935	109.9
MW-42-055	06/15/2026	7.67	7.53	5,144	13.00	0.97	25.3	2.71	3,282	109.9
MW-42-065	06/15/2026	7.17	7.29	12,890	12.00	3.22	27.4	7.04	8,002	113.4
MW-43-025	04/14/2026	6.46	7.26	2,876	26.00	0.16	22.3	1.50	1,860	165.5
MW-43-025	06/10/2026	6.11	7.21	2,828	14.00	0.04	23.2	1.47	1,830	152.7
MW-43-075	06/10/2026	6.31	7.24	13,656	9.00	0.05	23.9	7.88	8,870	185.1
MW-43-090	06/10/2026	6.52	7.14	17,783	8.00	0.04	22.8	10.53	11,580	196.6
MW-44-070	05/14/2026	15.71	7.26	6,158	4.00	0.08	25.1	3.35	4,000	188.4
MW-44-115	04/13/2026	16.73	7.64	14,779	6.00	0.14	26.0	8.58	9,610	214.8

Appendix A
Second Quarter 2026 Water Quality Field Parameters
Second Quarter 2026 Quarterly Progress Report
Pacific Gas and Electric Company, Topock Compressor Station, Needles, California

Well ID	Sample Date	Depth to Water (ft bTOC)	pH	Specific Conductance (µS/cm)	Turbidity (NTU)	Dissolved Oxygen (mg/L)	Temperature (deg C)	Salinity (ppt)	Total Dissolved Solids (mg/L)	ORP (mV)
MW-44-115	05/14/2026	16.06	7.43	14,735	7.00	0.10	27.5	8.53	9,580	210.5
MW-44-115	06/09/2026	15.62	7.35	13,177	8.00	0.07	28.2	7.55	8,570	228.2
MW-44-125	04/13/2026	16.72	7.39	10,039	7.00	0.11	24.9	5.87	6,740	196.8
MW-44-125	05/14/2026	16	7.37	10,180	5.00	0.08	28.0	5.72	6,620	188.8
MW-44-125	06/09/2026	15.39	7.25	10,024	9.00	0.05	28.7	5.62	6,520	196.8
MW-45-095A	04/28/2026	12.66	7.36	8,623	2.00	0.13	23.4	4.81	5,600	205.1
MW-46-175	04/14/2026	27.21	7.64	18,097	10.00	0.28	24.2	10.70	11,760	217.9
MW-46-175	05/14/2026	26.8	7.74	18,068	13.00	0.20	31.0	10.60	11,740	205.9
MW-46-175	06/09/2026	26.42	7.45	17,803	7.00	0.09	28.1	10.50	11,600	229.2
MW-46-205	05/20/2026	27.71	8.18	20,977	7.00	1.71	28.4	12.49	13,610	81.6
MW-47-055	05/26/2026	27.8	8.03	4,547	15.00	4.62	28.3	2.33	2,831	135.7
MW-47-115	05/26/2026	28.19	7.64	4,249	7.00	0.95	29.7	2.05	2,649	131.4
MW-48	05/21/2026	32.44	7.13	22,213	8.00	0.91	29.7	12.01	13,200	135.9
MW-49-135	04/28/2026	28.47	7.80	13,995	9.00	2.26	23.7	8.09	9,080	54.2
MW-49-275	04/28/2026	29.65	8.07	22,292	4.00	0.78	25.2	13.41	14,490	43.9
MW-49-365	04/28/2026	31.44	7.76	36,096	3.00	0.64	24.8	22.76	23,430	28.9
MW-50-095	05/26/2026	42.86	7.79	5,163	10.00	2.42	33.1	2.71	2,510	14.8
MW-50-200	04/30/2026	41.08	7.61	15,135	6.00	0.20	28.4	8.85	9,900	203.7
MW-51	04/16/2026	45.87	6.64	9,422	10.00	0.72	26.5	nm	nm	132.9
MW-51	05/14/2026	45.78	7.28	7,888	20.00	0.15	29.1	4.34	5,130	212.1
MW-51	06/10/2026	45.43	7.05	10,853	15.00	1.45	29.3	5.63	6,515	102.1
MW-52D	05/20/2026	9.32	6.55	4,913	6.00	0.69	32.2	2.27	2,815	118.9
MW-52M	05/20/2026	9.83	6.53	4,174	7.00	0.85	33.7	1.49	2,319	118.4
MW-52S	05/20/2026	9.76	7.41	7,916	15.00	0.55	33.1	3.72	4,472	114.3
MW-53D	05/20/2026	7.56	7.67	3,425	13.00	0.72	30.1	1.62	2,015	129.2
MW-53M	05/20/2026	12.23	7.15	3,223	9.00	2.31	25.2	1.53	2,100	126.5
MW-53S	05/20/2026	12.23	6.82	1,670	17.00	1.03	23.4	0.91	1,113	114.1
MW-54-085	06/11/2026	9.81	7.93	9,487	17.00	5.84	34.7	3.45	5,201	105.5
MW-54-140	06/11/2026	10.08	7.89	13,425	4.00	0.61	28.5	7.69	8,730	-15.2
MW-54-195	06/11/2026	10.96	8.29	19,336	5.00	0.67	28.5	11.39	12,530	-59.9
MW-55-045	05/21/2026	9.73	8.55	2,021	16.00	0.77	27.9	0.99	1,251	134.9
MW-55-120	05/21/2026	9.8	8.49	7,465	11.00	1.81	29.3	3.81	4,498	132.9

Appendix A
Second Quarter 2026 Water Quality Field Parameters
Second Quarter 2026 Quarterly Progress Report
Pacific Gas and Electric Company, Topock Compressor Station, Needles, California

Well ID	Sample Date	Depth to Water (ft bTOC)	pH	Specific Conductance (µS/cm)	Turbidity (NTU)	Dissolved Oxygen (mg/L)	Temperature (deg C)	Salinity (ppt)	Total Dissolved Solids (mg/L)	ORP (mV)
MW-56D	05/21/2026	11.29	7.41	24,621	17.00	0.86	25.9	14.65	15,730	129.3
MW-56M	05/21/2026	13.6	7.76	12,383	15.00	1.91	21.2	7.72	8,669	127.5
MW-56S	05/21/2026	12.24	7.79	5,962	10.00	1.31	22.1	3.44	4,101	125.9
MW-57-050	06/17/2026[a]	nm	nm	nm	nm	nm	nm	nm	nm	nm
MW-57-070	06/17/2026	53.4	7.25	3,152	16.00	1.51	34.4	1.33	1,723	106.6
MW-57-185	06/17/2026	52.1	10.92	4,523	7.00	1.22	35.3	1.91	2,432	110.5
MW-58-065	05/27/2026[a]	nm	nm	nm	nm	nm	nm	nm	nm	nm
MW-58BR	05/27/2026	67	7.37	7,657	2.00	0.07	30.0	4.20	4,980	206.3
MW-59-100	05/26/2026	82.8	7.03	7,783	13.00	3.42	32.9	3.78	4,635	132.7
MW-60-125	04/29/2026	99.85	7.40	6,705	38.00	0.31	28.6	3.65	4,360	214.0
MW-60BR-245	05/28/2026	99.52	8.16	17,204	30.00	0.13	30.7	10.05	11,180	197.3
MW-61-110	05/28/2026	88.16	7.45	15,176	25.00	0.08	28.8	8.79	9,860	187.0
MW-62-065	05/28/2026	48.1	6.90	7,171	9.00	1.04	28.9	3.87	3,540	107.4
MW-62-110	05/28/2026	nm	7.47	12,510	10.00	0.10	28.7	7.04	8,040	195.2
MW-62-190	05/28/2026	nm	7.61	16,720	8.00	0.10	28.7	9.67	10,790	51.5
MW-63-065	05/28/2026	49.87	7.18	8,511	10.00	0.95	27.3	4.67	4,210	-11.7
MW-64BR	05/26/2026	119.51	7.76	12,028	8.00	0.63	30.3	6.81	7,800	-66.5
MW-65-160	05/27/2026	141.05	7.26	4,206	24.00	0.11	29.3	2.22	2,730	196.1
MW-65-225	05/27/2026	140.89	7.31	14,348	14.00	0.14	29.7	8.26	9,320	204.9
MW-66-165	05/26/2026	130.46	7.47	3,970	9.00	2.65	30.3	2.07	2,570	57.7
MW-66-230	04/30/2026	131.28	7.78	18,514	9.00	1.31	29.1	10.90	12,030	108.9
MW-66BR-270	05/26/2026	128.35	8.18	2,475	11.00	0.15	30.9	1.27	1,610	-33.6
MW-67-185	05/27/2026	170.23	7.33	5,080	20.00	0.12	30.3	2.71	3,300	204.3
MW-67-225	05/27/2026	170.2	7.81	5,251	8.00	1.82	29.5	2.81	3,420	43.9
MW-67-260	05/27/2026	170.22	10.32	18,775	9.00	0.61	29.2	11.04	12,180	-35.7
MW-68-180	04/30/2026	165.94	7.38	3,007	29.00	0.19	29.7	1.55	1,950	207.8
MW-68-240	04/30/2026	166.11	7.40	15,914	7.00	0.13	30.2	9.24	10,350	205.5
MW-68BR-280	05/27/2026	164.05	8.35	21,987	4.00	0.51	30.6	13.13	14,280	-93.7
MW-69-195	05/27/2026	175.29	7.52	3,544	31.00	1.06	28.2	1.87	2,320	60.7
MW-70-105	04/28/2026	82.22	7.85	3,340	8.00	3.27	27.2	1.74	2,170	92.2
MW-70BR-225	04/29/2026	79.03	7.92	12,228	7.00	1.23	29.3	6.89	7,870	43.2
MW-70BR-287	04/29/2026	82.7	8.41	16,755	8.00	1.08	29.5	9.76	10,860	47.5

Appendix A
Second Quarter 2026 Water Quality Field Parameters
Second Quarter 2026 Quarterly Progress Report
Pacific Gas and Electric Company, Topock Compressor Station, Needles, California

Well ID	Sample Date	Depth to Water (ft bTOC)	pH	Specific Conductance (µS/cm)	Turbidity (NTU)	Dissolved Oxygen (mg/L)	Temperature (deg C)	Salinity (ppt)	Total Dissolved Solids (mg/L)	ORP (mV)
MW-71-035	04/14/2026	28.9	7.33	8,248	31.00	0.35	29.5	4.54	5,350	214.5
MW-71-035	05/12/2026	28.34	7.30	8,683	27.00	0.29	37.0	4.74	5,630	208.3
MW-71-035	06/11/2026	27.28	7.26	5,140	34.00	0.09	31.8	2.73	3,340	221.6
MW-72-080	05/28/2026	57.6	7.55	16,057	48.00	0.12	27.7	9.36	10,430	198.3
MW-72BR-200	05/28/2026	57.74	7.73	15,228	34.00	0.12	27.5	8.85	9,900	195.2
MW-73-080	05/28/2026	50.87	7.46	10,425	40.00	0.12	27.3	5.88	6,780	201.3
MW-74-240	05/27/2026	216.88	8.17	973	9.00	0.92	28.9	0.48	630	55.2
MW-75-033	06/15/2026	17.05	7.28	3,973	5.00	0.11	29.4	2.09	2,590	225.4
MW-75-117	06/15/2026	17.31	7.33	11,410	6.00	0.06	29.8	6.45	7,410	224.1
MW-75-202	06/15/2026	17.62	7.32	16,010	10.00	0.07	31.8	9.28	10,400	218.6
MW-75-267	06/15/2026	17.7	7.31	21,895	7.00	0.06	32.9	13.04	14,220	215.6
MW-75-337	06/15/2026	19.89	7.54	28,427	3.00	0.06	33.5	17.37	18,500	218.1
MW-76-039	04/13/2026	25.58	6.73	9,015	15.00	0.05	25.0	nm	nm	155.4
MW-76-039	05/11/2026	25.1	7.18	8,310	9.00	0.28	31.0	4.57	5,400	216.5
MW-76-039	06/08/2026	24.84	7.27	8,146	32.00	0.12	30.3	4.49	5,300	221.3
MW-76-156	04/13/2026	26.3	6.62	9,283	10.00	1.07	25.2	nm	nm	138.2
MW-76-156	05/11/2026	25.91	7.17	9,879	11.00	0.23	32.0	5.51	6,420	217.6
MW-76-156	06/08/2026	25.05	7.22	8,184	20.00	0.10	30.6	4.51	5,320	222.7
MW-76-181	04/13/2026	25.85	6.81	9,669	12.00	0.03	26.4	nm	nm	157.2
MW-76-181	05/11/2026	25.89	7.21	8,168	17.00	0.18	30.0	4.50	5,320	211.8
MW-76-181	06/08/2026	24.99	7.25	8,145	15.00	0.09	29.5	4.49	5,290	225.2
MW-76-218	04/13/2026	25.45	6.93	9,597	14.00	1.35	25.3	nm	nm	164.5
MW-76-218	05/11/2026	26.88	7.49	8,932	38.00	0.16	30.9	4.94	5,800	205.2
MW-76-218	06/08/2026	24.89	7.23	8,218	10.00	0.09	29.7	4.52	5,330	233.2
MW-77-046	05/13/2026	23.12	7.38	8,044	46.00	0.11	29.8	4.43	5,230	206.4
MW-77-102	05/13/2026	22.92	7.25	8,477	49.00	0.16	29.7	4.68	5,500	208.2
MW-77-158	05/13/2026	22.7	7.32	7,866	12.00	0.17	28.7	4.33	5,110	208.2
MW-77-187	04/15/2026	23	7.28	10,555	17.00	1.84	28.9	nm	nm	133.7
MW-77-187	05/13/2026	22.77	7.63	8,231	13.00	0.19	30.8	4.53	5,350	207.1
MW-77-187	06/09/2026	22.11	7.37	8,163	40.00	0.06	28.8	4.52	5,330	227.1
MW-78-070	04/16/2026	46.27	6.52	8,950	16.00	1.12	25.2	nm	nm	150.7
MW-78-070	05/14/2026	46.51	7.71	8,564	10.00	0.98	31.7	4.71	4,260	51.4

Appendix A
Second Quarter 2026 Water Quality Field Parameters
Second Quarter 2026 Quarterly Progress Report
Pacific Gas and Electric Company, Topock Compressor Station, Needles, California

Well ID	Sample Date	Depth to Water (ft bTOC)	pH	Specific Conductance (µS/cm)	Turbidity (NTU)	Dissolved Oxygen (mg/L)	Temperature (deg C)	Salinity (ppt)	Total Dissolved Solids (mg/L)	ORP (mV)
MW-78-070	06/10/2026	45.6	6.89	10,864	12.00	1.43	29.7	6.73	6,492	96.9
MW-78-142	04/16/2026	46.34	6.73	9,742	15.00	1.01	25.4	nm	nm	135.6
MW-78-142	05/14/2026	46.6	8.10	9,356	10.00	0.68	36.2	5.18	4,720	9.4
MW-78-142	06/10/2026	45.64	6.96	11,670	13.00	2.53	28.4	6.22	7,133	98.5
MW-79-058	04/16/2026	45.63	6.58	9,113	17.00	1.54	25.5	nm	nm	185.7
MW-79-058	05/14/2026	45.47	7.52	8,690	10.00	0.49	32.5	4.76	4,320	51.1
MW-79-058	06/10/2026	45	6.72	11,208	13.00	2.24	30.0	6.72	6,663	100.2
MW-79-102	04/16/2026	45.63	6.45	4,904	18.00	0.73	25.5	nm	nm	101.2
MW-79-102	05/14/2026	45.5	7.64	5,554	10.00	0.48	32.5	1.69	1,620	55.0
MW-79-102	06/10/2026	44.96	6.89	11,183	19.00	1.03	29.2	6.83	6,751	95.1
MW-80-057	04/16/2026	48.54	6.57	9,968	14.00	1.54	26.6	nm	nm	184.1
MW-80-057	05/14/2026	48.1	7.24	7,962	48.00	0.19	30.7	4.37	5,170	211.0
MW-80-057	06/10/2026	47.55	7.05	11,876	12.00	2.99	29.9	6.11	7,055	109.6
MW-80-082	04/16/2026	48.5	6.65	9,565	17.00	1.01	26.6	nm	nm	175.1
MW-80-082	05/14/2026	48.97	7.70	6,068	10.00	0.62	37.6	2.77	2,650	65.9
MW-80-082	06/10/2026	47.36	7.03	12,515	16.00	1.42	35.5	5.85	6,795	103.1
MW-81-043	04/15/2026	22.64	7.55	10,352	18.00	0.56	26.7	nm	nm	150.2
MW-81-043	05/11/2026	22.47	7.54	9,285	10.00	0.94	31.6	5.16	4,650	16.5
MW-81-043	06/10/2026	21.83	7.20	8,117	21.00	0.04	31.8	4.46	5,280	215.4
MW-81-098	04/15/2026	22.62	7.25	9,985	13.00	2.04	26.9	nm	nm	125.9
MW-81-098	05/11/2026	25.48	7.65	9,168	10.00	0.45	31.6	5.12	4,610	1.0
MW-81-098	06/10/2026	21.88	7.18	8,293	7.00	0.04	31.6	4.56	5,390	222.9
MW-82-046	06/18/2026	29	6.95	16,019	17.00	1.71	34.6	7.75	8,834	107.2
MW-82-112	06/18/2026	28.9	7.05	10,351	16.00	1.78	35.5	4.82	5,831	133.9
MW-82-168	06/18/2026	28.24	7.33	9,453	19.00	1.37	32.0	4.57	5,375	80.1
MW-82-198	06/18/2026	28	7.59	9,835	7.00	1.35	32.8	4.74	5,583	170.4
MW-83-090	06/16/2026	73.3	7.26	1,962	22.00	0.13	31.5	0.99	1,270	220.8
MW-83-180	06/16/2026	73.31	7.43	9,100	12.00	0.10	30.3	5.04	5,910	224.0
MW-83-225	06/16/2026	73.69	7.43	12,844	25.00	0.09	30.7	7.32	8,350	227.2
MW-83-245	06/16/2026	73.28	7.52	14,682	26.00	0.05	30.7	8.50	9,580	231.7
MW-84-057	05/27/2026	47.94	6.86	2,443	10.00	1.17	30.3	2.16	2,300	69.8
MW-84-095	05/27/2026	52.29	7.14	5,466	10.00	1.04	32.7	2.85	2,670	62.0

Appendix A
Second Quarter 2026 Water Quality Field Parameters
Second Quarter 2026 Quarterly Progress Report
Pacific Gas and Electric Company, Topock Compressor Station, Needles, California

Well ID	Sample Date	Depth to Water (ft bTOC)	pH	Specific Conductance (µS/cm)	Turbidity (NTU)	Dissolved Oxygen (mg/L)	Temperature (deg C)	Salinity (ppt)	Total Dissolved Solids (mg/L)	ORP (mV)
MW-84-132	05/27/2026	48.24	6.77	7,815	9.00	1.17	29.4	4.27	3,880	86.0
MW-84-193	05/27/2026	47.89	7.29	10,820	10.00	0.48	32.4	6.00	5,300	41.4
MW-85-129	05/26/2026	114.17	7.26	2,214	11.00	0.18	30.0	1.12	1,430	207.2
MW-85-217	05/26/2026	113.71	7.44	9,327	21.00	0.15	30.9	5.18	6,060	203.2
MW-85-237	05/26/2026	114	7.46	13,407	23.00	0.17	29.9	7.69	8,730	200.4
MW-86-030	04/29/2026	11.28	7.25	1,740	13.00	0.29	22.0	0.88	1,130	185.6
MW-86-066	04/29/2026	12.2	7.21	8,655	10.00	0.11	22.6	4.86	5,650	211.2
MW-86-120	05/28/2026	12.78	7.36	11,076	6.00	0.06	23.0	6.30	7,200	182.5
MW-86-140	04/29/2026	13.21	7.33	15,359	5.00	0.13	23.4	8.98	10,000	212.8
MW-87-109	06/17/2026	90.8	7.61	3,106	9.00	1.41	30.6	1.60	2,010	60.9
MW-87-139	06/17/2026	90.76	7.56	7,144	15.00	1.84	30.7	3.86	4,620	84.8
MW-87-192	06/17/2026	91.16	7.72	8,848	8.00	1.21	30.6	4.86	5,730	70.5
MW-87-275	06/17/2026	91.2	7.54	10,918	8.00	1.37	30.7	6.12	7,080	73.7
MW-88-107	06/17/2026	90.44	7.38	4,341	17.00	3.55	31.1	2.02	2,530	180.6
MW-89-183	06/10/2026	131.68	7.32	6,985	21.00	0.03	30.3	3.80	4,530	210.1
MW-89-273	06/10/2026	131.73	7.47	7,251	13.00	0.05	30.5	3.96	4,710	211.0
MW-90-031	06/16/2026	4.1	6.94	19,281	19.00	0.02	27.8	10.77	11,850	172.2
MW-91-045	06/11/2026	9.42	7.45	3,474	16.00	0.83	27.7	1.76	2,157	101.9
MW-91-120	06/11/2026	9.6	7.19	13,203	19.00	1.02	27.3	7.26	8,225	101.4
MW-91-170	06/11/2026	9.5	7.76	14,945	19.00	1.34	25.9	8.52	9,445	93.9
MW-91-320	06/11/2026	11.8	7.03	23,014	12.00	2.89	26.8	13.32	14,420	83.9
MW-92-037	06/11/2026	5.7	8.29	1,796	4.00	0.36	27.6	0.90	1,160	-44.6
MW-92-072	06/11/2026	5.62	8.29	2,389	5.00	0.24	27.9	1.22	1,540	23.2
MW-92-102	06/11/2026	6.05	8.24	3,224	5.00	0.44	27.8	1.67	2,090	32.7
MW-92-122	06/11/2026	6.42	7.65	11,394	7.00	0.35	28.6	6.44	7,390	-7.4
MW-93-050	06/18/2026	30.88	7.30	3,568	42.00	2.24	28.9	1.86	2,310	220.3
MW-93-213	06/18/2026	30.71	7.34	10,444	11.00	0.37	29.8	5.86	6,760	224.3
MW-95-113	06/17/2026	97.68	7.61	1,537	15.00	1.31	30.5	0.77	1,010	83.5
MW-95-157	06/17/2026	97.41	7.56	5,852	9.00	2.15	30.7	3.14	3,810	75.6
MW-96-045	05/21/2026	28.15	7.56	9,372	9.00	1.29	28.8	5.18	6,070	36.2
MW-96-217	05/21/2026	28.91	7.34	19,973	8.00	1.21	28.9	11.76	12,970	41.6
MW-97-042	06/17/2026	25.98	7.91	4,533	11.00	3.30	29.5	2.20	2,732	63.7

Appendix A
Second Quarter 2026 Water Quality Field Parameters
Second Quarter 2026 Quarterly Progress Report
Pacific Gas and Electric Company, Topock Compressor Station, Needles, California

Well ID	Sample Date	Depth to Water (ft bTOC)	pH	Specific Conductance (µS/cm)	Turbidity (NTU)	Dissolved Oxygen (mg/L)	Temperature (deg C)	Salinity (ppt)	Total Dissolved Solids (mg/L)	ORP (mV)
MW-97-202	06/17/2026	26.76	6.48	22,097	15.00	2.78	30.7	11.71	12,950	131.9
MW-98-055	05/28/2026	46.45	7.84	3,943	15.00	1.07	28.2	2.08	2,560	72.1
MW-98-077	05/28/2026	46.35	7.71	10,026	14.00	1.34	29.6	5.63	6,510	33.9
MW-107-041	06/16/2026	22.16	7.02	13,891	10.00	1.26	33.2	6.83	7,842	106.3
MW-107-076	06/16/2026	22.1	6.84	12,914	15.00	1.25	28.3	6.92	7,915	95.2
PGE-07BR	05/27/2026	110.61	7.63	18,321	5.00	0.05	30.5	10.77	11,910	52.8
PGE-08	04/30/2026	143.72	8.12	20,365	4.00	0.44	30.5	12.02	13,180	-56.8
PT5D	04/13/2026	18.33	7.56	10,408	5.00	0.08	24.7	5.88	6,760	214.3
PT5D	05/14/2026	17.83	7.52	10,559	3.00	0.06	28.4	5.94	6,860	215.3
PT5D	06/11/2026	20.5	7.79	12,722	14.00	1.03	30.1	6.43	7,482	114.7
PT5M	05/14/2026	17.64	7.27	7,697	5.00	0.08	27.2	4.24	5,000	213.4
PT5S	05/14/2026	17.5	7.45	1,480	6.00	0.07	25.7	0.74	960	193.8
PT6D	04/13/2026	20.68	7.47	8,613	9.00	0.08	24.2	4.80	5,600	212.8
PT6D	05/11/2026	20.52	7.83	9,519	10.00	0.68	26.1	5.32	4,710	14.7
PT6D	06/11/2026	17.8	7.99	16,810	17.00	1.23	35.4	8.04	9,114	101.1
PT8D	05/27/2026	106.57	7.04	8,052	18.00	3.73	25.4	4.75	5,518	126.9
PT9D	04/30/2026	104.1	7.66	13,816	9.00	1.18	28.9	7.93	8,970	107.3
PT9M	05/27/2026	104	7.25	9,225	14.00	1.73	26.9	5.32	6,122	129.5
PT9S	05/27/2026	103.69	7.12	3,150	12.00	2.92	25.6	1.65	2,019	130.5
PTI-1D	04/14/2026	nm	6.65	8,640	0.30	3.70	24.5	nm	nm	18.6
PTI-1D	05/20/2026	nm	7.26	8,977	0.25	1.33	25.6	nm	nm	12.6
PTI-1D	06/08/2026	nm	7.20	9,194	3.20	2.42	25.0	nm	nm	213.8
R-19	05/21/2026	nm	8.60	1,001	2.00	5.88	19.3	0.50	650	107.8
R-28	05/20/2026	nm	8.53	1,020	2.00	6.18	19.5	0.51	660	107.5
R-63	05/20/2026	nm	8.63	1,004	4.00	6.06	19.4	0.50	650	108.5
RRB	05/21/2026	nm	8.61	1,001	4.00	4.88	19.3	0.50	650	101.7
SW1	05/20/2026	nm	8.60	1,005	2.00	6.25	18.8	0.50	650	107.5
SW2	05/20/2026	nm	8.61	1,007	2.00	5.96	19.1	0.50	650	100.5
TW-01	04/30/2026	165.2	7.61	10,636	7.00	1.06	27.8	5.99	6,920	100.5
TW-02D	04/14/2026	38.41	7.40	8,283	5.00	0.06	28.4	4.57	5,380	202.5
TW-02D	05/12/2026	37.81	7.37	8,280	8.00	0.08	29.1	4.57	5,380	205.1
TW-02D	06/11/2026	37.66	7.21	8,260	3.00	0.03	29.0	4.56	5,370	228.0

Appendix A
Second Quarter 2026 Water Quality Field Parameters
Second Quarter 2026 Quarterly Progress Report
Pacific Gas and Electric Company, Topock Compressor Station, Needles, California

Well ID	Sample Date	Depth to Water (ft bTOC)	pH	Specific Conductance (µS/cm)	Turbidity (NTU)	Dissolved Oxygen (mg/L)	Temperature (deg C)	Salinity (ppt)	Total Dissolved Solids (mg/L)	ORP (mV)
TW-02S	04/14/2026	38.71	7.37	7,862	4.00	0.24	28.4	4.33	5,110	210.5
TW-02S	05/12/2026	38.02	7.27	8,008	6.00	0.16	29.3	4.41	5,210	203.3
TW-02S	06/11/2026	37.26	7.21	8,046	4.00	0.04	29.5	4.43	5,230	214.4
TW-03D	04/14/2026	38.2	7.39	8,089	6.00	0.05	28.7	4.47	5,270	196.9
TW-03D	05/12/2026	37.53	7.31	8,138	7.00	0.08	29.2	4.49	5,290	206.7
TW-03D	06/11/2026	37.4	7.21	8,554	5.00	0.02	29.2	4.73	5,560	229.5
TW-04	06/17/2026	29.21	7.62	20,274	5.00	1.62	29.7	12.02	13,160	81.7
TW-05	05/26/2026	43.4	7.00	10,855	5.00	1.06	33.4	5.73	5,120	64.5

Note:
[a] Well was not sampled this reporting period because there was an insufficient volume of groundwater.

Acronyms and Abbreviations:
µS/cm = microsiemen per centimeter
deg C = degree Celsius
ft bTOC = feet below the top of casing
ID = identification
mg/L = milligram per liter
mV = millivolt
nm = parameter was not measured
NTU = nephelometric turbidity unit
ORP = oxidation–reduction potential
ppt = part per thousand

Appendix B

January 2020 to June 2026 Analytical Results

For additional help with the information provided in Appendix B, please contact Erin Somers, Arcadis Report Lead, at 905-807-6126.

Appendix B
January 2020 to June 2026 Analytical Results
Second Quarter 2026 Quarterly Progress Report
Pacific Gas and Electric Company, Topock Compressor Station, Needles, California

Monitoring Well ID	Sample Date	Sample Type	Hexavalent Chromium (µg/L)	Total Dissolved Chromium (µg/L)	Dissolved Arsenic (µg/L)	Dissolved Barium (µg/L)	Dissolved Boron (mg/L)	Dissolved Calcium (mg/L)	Total Iron (mg/L)	Dissolved Iron (mg/L)	Dissolved Magnesium (mg/L)	Dissolved Manganese (mg/L)	Dissolved Molybdenum (µg/L)	Dissolved Potassium (mg/L)	Dissolved Selenium (µg/L)	Dissolved Sodium (mg/L)
C-BNS	05/20/26	N	<0.2	<1	2.4	--	--	--	--	--	--	<0.0005	--	--	--	--
C-BNS	02/17/26	N	<0.2	--	2.3	--	--	--	--	--	--	0.0006	--	--	--	--
C-BNS	11/19/25	N	<0.2	<1	2.3	--	--	--	--	--	--	<0.0005	4.4	--	1.4	--
C-BNS	08/20/25	N	<0.2	--	2.4	--	--	--	--	--	--	0.0014	--	--	--	--
C-BNS	05/14/25	N	<0.2	<1	2.3	--	--	--	--	--	--	<0.0005	--	--	--	--
C-BNS	02/19/25	N	<0.2	--	2.2	--	--	--	--	--	--	<0.0005	--	--	--	--
C-BNS	11/13/24	N	<0.2	<1	2.4	--	--	--	--	--	--	0.0012	5.3	--	1.9	--
C-BNS	08/14/24	N	<0.2	--	2.5	--	--	--	--	--	--	0.002	--	--	--	--
C-BNS	05/15/24	N	<0.2	<1	2.2	--	--	--	--	--	--	0.0007	--	--	--	--
C-BNS	02/14/24	N	<0.2	--	2.5	--	--	--	--	--	--	0.0018	--	--	--	--
C-BNS	11/15/23	N	<0.2	<1	2.6	--	--	--	--	--	--	0.0012	5.8	--	1.9	--
C-BNS	08/16/23	N	<0.2	--	2.6	--	--	--	--	--	--	0.0028 J	--	--	--	--
C-BNS	05/16/23	N	<0.2	<1	2.4	--	--	--	--	--	--	0.00059 J	--	--	--	--
C-BNS	02/15/23	N	<0.2	--	2.5	--	--	--	--	--	--	0.035 J	--	--	--	--
C-BNS	11/15/22	N	<0.2	<1	2.5 J	--	--	--	--	--	--	0.00067	4.7	--	1.2	--
C-BNS	08/17/22	N	<0.2	--	2.3	--	--	--	--	--	--	0.0013 J	--	--	--	--
C-BNS	05/18/22	N	<0.2	<1	2.1 J	--	--	--	--	--	--	<0.0005	--	--	--	--
C-BNS	02/16/22	N	<0.2	--	1.9	--	--	--	--	--	--	<0.0005 J	--	--	--	--
C-BNS	11/17/21	N	<0.2	<1	3	--	--	--	--	--	--	<0.0005	4.4 J	--	1.9	--
C-BNS	08/18/21	N	<0.2	<1	2.3	100	--	--	0.026 J	<0.02	--	<0.0005	4.1	--	1.4	--
C-BNS	05/19/21	N	<0.2	<1	2.2	110	--	--	<0.02	<0.02 J	--	<0.0005	4.4	--	1.4	--
C-BNS	02/17/21	N	<0.2	<1	2.5	110	--	--	0.046 J	<0.02 J	--	0.0014	4.7	--	1.6	--
C-BNS	01/27/21	N	<0.2	<1	2.3	120	--	--	0.033	<0.02	--	0.0012	4.7	--	1.7	--
C-BNS	11/18/20	N	<0.2	<1	2.4	110	--	--	0.05	<0.02	--	0.00079	4.4	--	1.5	--
C-BNS	08/19/20	N	<0.2	<1	2.6	120 J	--	--	0.051 J	0.023 J	--	0.00054	4.7	--	1.5	--
C-BNS	04/29/20	N	<0.2	<1	2.2	120	--	--	0.058 J	0.039 J	--	0.00071	4.6	--	1.7	--
C-BNS	02/19/20	N	<0.2	<1	2.2	120 J	--	--	0.13 J	0.08 J	--	0.0013	4.6	--	1.6	--
C-BNS	01/29/20	N	<0.2	<1	2.2	120	--	--	0.093	<0.02	--	0.0016	4.7	--	1.6	--
C-BNS	02/14/24	FD	<0.2	--	2.4	--	--	--	--	--	--	0.0028	--	--	--	--
C-BNS	02/15/23	FD	<0.2	--	2.7	--	--	--	--	--	--	0.0011 J	--	--	--	--
C-BNS	11/18/20	FD	<0.2	<1	2.4	110	--	--	0.036	<0.02	--	0.001	4.4	--	1.5	--
C-CON-D	05/21/26	N	<0.2	<1	2.3	--	--	--	--	--	--	<0.0005	--	--	--	--
C-CON-D	02/18/26	N	<0.2	--	2.1	--	--	--	--	--	--	0.00079	--	--	--	--
C-CON-D	11/20/25	N	<0.2	<1	2	--	--	--	--	--	--	0.0031 J	4.5	--	1.4	--
C-CON-D	08/21/25	N	<0.2	--	2.4	--	--	--	--	--	--	0.0018	--	--	--	--
C-CON-D	05/15/25	N	<0.2	<1	2.5 J	--	--	--	--	--	--	0.00065	--	--	--	--
C-CON-D	02/20/25	N	<0.2	--	2.3	--	--	--	--	--	--	<0.0005	--	--	--	--
C-CON-D	11/14/24	N	<0.2	<1	2.6	--	--	--	--	--	--	0.0014	5.4	--	2	--
C-CON-D	08/15/24	N	<0.2	--	2.6	--	--	--	--	--	--	0.00075	--	--	--	--
C-CON-D	05/16/24	N	<0.2	<1	2.3	--	--	--	--	--	--	<0.0005	--	--	--	--
C-CON-D	02/15/24	N	<0.2	--	2.2	--	--	--	--	--	--	0.0015	--	--	--	--
C-CON-D	11/16/23	N	<0.2	<1	2.4	--	--	--	--	--	--	0.00066	5.7 J	--	1.9	--
C-CON-D	08/17/23	N	<0.2	--	2.4	--	--	--	--	--	--	0.00081 J	--	--	--	--
C-CON-D	05/17/23	N	<0.2	<1	2.5	--	--	--	--	--	--	0.00069 J	--	--	--	--
C-CON-D	02/16/23	N	<0.2	--	2.3	--	--	--	--	--	--	0.0014	--	--	--	--
C-CON-D	11/16/22	N	<0.2	<1	2.6	--	--	--	--	--	--	0.00087	4.7	--	1.5	--
C-CON-D	08/18/22	N	<0.2	--	2.4	--	--	--	--	--	--	0.00072 J	--	--	--	--
C-CON-D	05/19/22	N	<0.2	<1 J	1.9 J	--	--	--	--	--	--	<0.0005 J	--	--	--	--
C-CON-D	02/17/22	N	<0.2	--	2.2	--	--	--	--	--	--	0.00071	--	--	--	--
C-CON-D	11/18/21	N	<0.2	<1	2.5 J	--	--	--	--	--	--	<0.0005	4.5	--	1.5	--
C-CON-D	08/19/21	N	<0.2	<1	2	98	--	--	0.025	<0.02 J	--	<0.0005	4.1	--	1.4	--

Appendix B
January 2020 to June 2026 Analytical Results
Second Quarter 2026 Quarterly Progress Report
Pacific Gas and Electric Company, Topock Compressor Station, Needles, California

Monitoring Well ID	Sample Date	Sample Type	Hexavalent Chromium (µg/L)	Total Dissolved Chromium (µg/L)	Dissolved Arsenic (µg/L)	Dissolved Barium (µg/L)	Dissolved Boron (mg/L)	Dissolved Calcium (mg/L)	Total Iron (mg/L)	Dissolved Iron (mg/L)	Dissolved Magnesium (mg/L)	Dissolved Manganese (mg/L)	Dissolved Molybdenum (µg/L)	Dissolved Potassium (mg/L)	Dissolved Selenium (µg/L)	Dissolved Sodium (mg/L)
C-CON-D	05/20/21	N	<0.2	<1	1.9	110	--	--	<0.02	<0.02	--	<0.0005	4.3	--	1.3	--
C-CON-D	02/18/21	N	<0.2	<1	2.2	110	--	--	0.15 J	<0.02 J	--	0.0012	4.6	--	1.4	--
C-CON-D	01/28/21	N	<0.2	<1	2.3	120	--	--	0.035	0.024	--	0.00069	4.6	--	1.6	--
C-CON-D	11/19/20	N	<0.2	<1	2.3	110	--	--	0.026	<0.02	--	0.00096	4.7	--	1.7	--
C-CON-D	08/20/20	N	<0.2	<1	2.6	110 J	--	--	0.032 J	<0.02 J	--	0.0021	4.8	--	1.6	--
C-CON-D	04/30/20	N	<0.2	<1	2.2	110	--	--	0.079	0.031 J	--	0.00082	4.6	--	1.6	--
C-CON-D	02/20/20	N	<0.2	<1	2.1	110	--	--	0.078	0.029	--	0.0014	4.5 J	--	1.4	--
C-CON-D	01/30/20	N	<0.2	<1	2.2	120	--	--	0.084	0.027 J	--	0.002 J	4.6	--	1.6	--
C-CON-D	08/18/22	FD	<0.2	--	2.2	--	--	--	--	--	--	0.0041 J	--	--	--	--
C-CON-D	05/19/22	FD	<0.2	<1 J	2 J	--	--	--	--	--	--	0.0037 J	--	--	--	--
C-CON-D	04/30/20	FD	<0.2	<1	2.1	100	--	--	0.099	0.029 J	--	0.00083	4.4	--	1.7	--
C-CON-S	05/21/26	N	<0.2	<1	2.3	--	--	--	--	--	--	<0.0005	--	--	--	--
C-CON-S	02/18/26	N	<0.2	--	2.3	--	--	--	--	--	--	0.00072	--	--	--	--
C-CON-S	11/20/25	N	<0.2	<1	2.2	--	--	--	--	--	--	0.0029 J	4.7	--	1.5	--
C-CON-S	08/21/25	N	<0.2	--	2.5	--	--	--	--	--	--	0.0016	--	--	--	--
C-CON-S	05/15/25	N	<0.2	<1	2.4 J	--	--	--	--	--	--	0.0006	--	--	--	--
C-CON-S	02/20/25	N	<0.2	--	2.2	--	--	--	--	--	--	<0.0005	--	--	--	--
C-CON-S	11/14/24	N	<0.2	<1	2.5	--	--	--	--	--	--	0.0013	5.4	--	2	--
C-CON-S	08/15/24	N	<0.2	--	2.6	--	--	--	--	--	--	0.00057	--	--	--	--
C-CON-S	05/16/24	N	<0.2	<1	2.3	--	--	--	--	--	--	0.0027	--	--	--	--
C-CON-S	02/15/24	N	<0.2	--	2.3	--	--	--	--	--	--	0.011	--	--	--	--
C-CON-S	11/16/23	N	<0.2	<1	2.4	--	--	--	--	--	--	0.00063	5.6 J	--	1.9	--
C-CON-S	08/17/23	N	<0.2	--	2.4	--	--	--	--	--	--	<0.0005 J	--	--	--	--
C-CON-S	05/17/23	N	<0.2	<1	2.4	--	--	--	--	--	--	0.0008 J	--	--	--	--
C-CON-S	02/16/23	N	<0.2	--	2.2	--	--	--	--	--	--	0.0014	--	--	--	--
C-CON-S	11/16/22	N	<0.2	<1	2.6	--	--	--	--	--	--	0.00086	4.7	--	1.6	--
C-CON-S	08/18/22	N	<0.2	--	2.4	--	--	--	--	--	--	0.00092	--	--	--	--
C-CON-S	05/19/22	N	<0.2	<1 J	1.9 J	--	--	--	--	--	--	<0.0005	--	--	--	--
C-CON-S	02/17/22	N	<0.2	--	2	--	--	--	--	--	--	<0.0005	--	--	--	--
C-CON-S	11/18/21	N	<0.2	<1	3 J	--	--	--	--	--	--	<0.0005	4.4	--	1.5	--
C-CON-S	08/19/21	N	<0.2	<1	2.2	100	--	--	0.021	<0.02 J	--	<0.0005	4.4	--	1.4	--
C-CON-S	05/20/21	N	<0.2	<1	2.1	110	--	--	<0.02	<0.02	--	<0.0005	4.4	--	1.3	--
C-CON-S	02/18/21	N	<0.2	<1	2.3	120	--	--	0.1 J	<0.02 J	--	0.0011	4.8	--	1.6	--
C-CON-S	01/28/21	N	<0.2	<1	2.2	120	--	--	0.029	<0.02	--	0.00074	4.6	--	1.5	--
C-CON-S	11/19/20	N	<0.2	<1	2.2	110	--	--	0.034	<0.02	--	0.0011	4.5	--	1.6	--
C-CON-S	08/20/20	N	<0.2	<1	2.5	110 J	--	--	0.025 J	<0.02 J	--	0.00062	4.5	--	1.4	--
C-CON-S	04/30/20	N	<0.2	<1	2.2	110	--	--	0.073	<0.02	--	0.00052	4.5	--	1.5	--
C-CON-S	02/20/20	N	<0.2	<1	2.1	110	--	--	0.067 J	0.028	--	0.0012	4.6 J	--	1.4	--
C-CON-S	01/30/20	N	<0.2	<1	2.2	110	--	--	0.053	0.032 J	--	0.0022 J	4.6	--	1.6	--
C-CON-S	08/15/24	FD	<0.2	--	2.7	--	--	--	--	--	--	0.00084	--	--	--	--
C-CON-S	11/18/21	FD	<0.2	<1	3.2 J	--	--	--	--	--	--	<0.0005	4.5	--	2	--
C-CON-S	02/18/21	FD	<0.2	<1	2.5	120	--	--	0.035 J	<0.02 J	--	0.0011	4.8	--	1.7	--
C-CON-S	02/20/20	FD	<0.2	<1	2.3	120 J	--	--	0.088	0.038	--	0.00099	4.7	--	1.6	--
C-I-3-D	05/20/26	N	<0.2	<1	2.4	--	--	--	--	--	--	<0.0005	--	--	--	--
C-I-3-D	02/17/26	N	<0.2	--	2.4	--	--	--	--	--	--	0.00061	--	--	--	--
C-I-3-D	11/19/25	N	<0.2	<1	2.3	--	--	--	--	--	--	<0.0005	4.6	--	1.4	--
C-I-3-D	08/20/25	N	<0.2	--	2.4	--	--	--	--	--	--	0.0012	--	--	--	--
C-I-3-D	05/14/25	N	<0.2	<1	2.6	--	--	--	--	--	--	<0.00056	--	--	--	--
C-I-3-D	02/19/25	N	<0.2	--	2.2	--	--	--	--	--	--	<0.00091	--	--	--	--
C-I-3-D	11/13/24	N	<0.2	<1	2.5	--	--	--	--	--	--	0.0011	5	--	1.7	--
C-I-3-D	08/14/24	N	<0.2	--	2.8	--	--	--	--	--	--	0.0024	--	--	--	--

Appendix B
January 2020 to June 2026 Analytical Results
Second Quarter 2026 Quarterly Progress Report
Pacific Gas and Electric Company, Topock Compressor Station, Needles, California

Monitoring Well ID	Sample Date	Sample Type	Hexavalent Chromium (µg/L)	Total Dissolved Chromium (µg/L)	Dissolved Arsenic (µg/L)	Dissolved Barium (µg/L)	Dissolved Boron (mg/L)	Dissolved Calcium (mg/L)	Total Iron (mg/L)	Dissolved Iron (mg/L)	Dissolved Magnesium (mg/L)	Dissolved Manganese (mg/L)	Dissolved Molybdenum (µg/L)	Dissolved Potassium (mg/L)	Dissolved Selenium (µg/L)	Dissolved Sodium (mg/L)
C-I-3-D	05/15/24	N	<0.2	<1	2.3	--	--	--	--	--	--	0.00065	--	--	--	--
C-I-3-D	02/14/24	N	<0.2	--	2.3	--	--	--	--	--	--	0.0013	--	--	--	--
C-I-3-D	11/15/23	N	<0.2	<1	2.6	--	--	--	--	--	--	<0.0005	5.9	--	1.9	--
C-I-3-D	08/16/23	N	<0.2	--	2.5	--	--	--	--	--	--	0.0022 J	--	--	--	--
C-I-3-D	05/16/23	N	<0.2	<1	2.3	--	--	--	--	--	--	<0.0005 J	--	--	--	--
C-I-3-D	02/15/23	N	<0.2	--	2.8	--	--	--	--	--	--	0.0011	--	--	--	--
C-I-3-D	11/15/22	N	<0.2	<1	2.6 J	--	--	--	--	--	--	<0.0005	4.7	--	1.6	--
C-I-3-D	08/17/22	N	<0.2	--	2.4	--	--	--	--	--	--	0.0015 J	--	--	--	--
C-I-3-D	05/18/22	N	<0.2	<1	2 J	--	--	--	--	--	--	<0.0005	--	--	--	--
C-I-3-D	02/16/22	N	<0.2	--	2.1	--	--	--	--	--	--	<0.0005 J	--	--	--	--
C-I-3-D	11/17/21	N	<0.2	<1	2.5	--	--	--	--	--	--	<0.0005	4.5 J	--	1.5	--
C-I-3-D	08/18/21	N	<0.2	<1	2.1	100	--	--	<0.02	<0.02	--	<0.0005	4.3	--	1.6	--
C-I-3-D	05/19/21	N	<0.2	<1	2.3	110	--	--	<0.02	<0.02 J	--	<0.0005	4.5	--	1.4	--
C-I-3-D	02/17/21	N	<0.2	<1	2.5	120	--	--	0.07 J	<0.02 J	--	0.0014	4.8	--	1.9	--
C-I-3-D	01/27/21	N	<0.2	<1	2.3	120	--	--	0.023	<0.02	--	<0.0005	4.6	--	1.6	--
C-I-3-D	11/18/20	N	<0.2	<1	2.4	110	--	--	0.09	<0.02	--	0.0013	4.6	--	1.6	--
C-I-3-D	08/19/20	N	<0.2	<1	2.6	120 J	--	--	0.056 J	0.051 J	--	0.00062	4.8	--	1.6	--
C-I-3-D	04/29/20	N	<0.2	<1	2.2	120	--	--	0.53 J	0.049 J	--	0.00068	4.5	--	1.6	--
C-I-3-D	02/19/20	N	<0.2	<1	2.1	120 J	--	--	0.091 J	0.086 J	--	0.00084	4.6	--	1.6	--
C-I-3-D	01/29/20	N	<0.2	<1	2.1	110	--	--	0.075	<0.02	--	0.0012	4.4	--	1.6	--
C-I-3-D	05/15/24	FD	<0.2	<1	2.5	--	--	--	--	--	--	0.00063	--	--	--	--
C-I-3-S	05/20/26	N	<0.2	<1	2.4	--	--	--	--	--	--	<0.0005	--	--	--	--
C-I-3-S	02/17/26	N	<0.2	--	2.5	--	--	--	--	--	--	0.0011	--	--	--	--
C-I-3-S	11/19/25	N	<0.2	<1	2.2	--	--	--	--	--	--	<0.0005	4.3	--	1.5	--
C-I-3-S	08/20/25	N	<0.2	--	2.5	--	--	--	--	--	--	0.0009	--	--	--	--
C-I-3-S	05/14/25	N	<0.2	<1	2.5	--	--	--	--	--	--	<0.0005	--	--	--	--
C-I-3-S	02/19/25	N	<0.2	--	2.3	--	--	--	--	--	--	<0.0005	--	--	--	--
C-I-3-S	11/13/24	N	<0.2	<1	2.4	--	--	--	--	--	--	0.0011	5.1	--	1.9	--
C-I-3-S	08/14/24	N	<0.2	--	2.7	--	--	--	--	--	--	0.0024	--	--	--	--
C-I-3-S	05/15/24	N	<0.2	<1	2.5	--	--	--	--	--	--	0.00067	--	--	--	--
C-I-3-S	02/14/24	N	<0.2	--	2.2	--	--	--	--	--	--	0.0014	--	--	--	--
C-I-3-S	11/15/23	N	<0.2	<1	2.4	--	--	--	--	--	--	0.00089	6	--	2.2	--
C-I-3-S	08/16/23	N	<0.2	--	2.4	--	--	--	--	--	--	0.002 J	--	--	--	--
C-I-3-S	05/16/23	N	<0.2	<1	2.2	--	--	--	--	--	--	<0.0005 J	--	--	--	--
C-I-3-S	02/15/23	N	<0.2	--	2.8	--	--	--	--	--	--	0.001	--	--	--	--
C-I-3-S	11/15/22	N	<0.2	<1	2.5 J	--	--	--	--	--	--	<0.0005	4.5	--	1.5	--
C-I-3-S	08/17/22	N	<0.2	--	2.4	--	--	--	--	--	--	0.0022 J	--	--	--	--
C-I-3-S	05/18/22	N	<0.2	<1	1.9 J	--	--	--	--	--	--	<0.0005	--	--	--	--
C-I-3-S	02/16/22	N	<0.2	--	1.9	--	--	--	--	--	--	<0.0005 J	--	--	--	--
C-I-3-S	11/17/21	N	<0.2	<1	2.8	--	--	--	--	--	--	<0.0005	4.5 J	--	1.6	--
C-I-3-S	08/18/21	N	<0.2	<1	2.1	100	--	--	0.025 J	<0.02	--	<0.0005	4.2	--	1.4	--
C-I-3-S	05/19/21	N	<0.2	<1	2	110	--	--	<0.02	<0.02 J	--	<0.0005	4.4	--	1.5	--
C-I-3-S	02/17/21	N	<0.2	<1	2.3	110	--	--	0.069 J	<0.02 J	--	0.0017	4.6	--	1.7	--
C-I-3-S	01/27/21	N	<0.2	<1	2.3	120	--	--	0.029	0.026 J	--	0.00051	4.9	--	1.7	--
C-I-3-S	11/18/20	N	<0.2	<1	2.5	110	--	--	0.044	<0.02	--	0.001	4.6	--	1.7	--
C-I-3-S	08/19/20	N	<0.2 J	<1	2.5	120 J	--	--	0.04 J	0.038 J	--	<0.0005	4.7	--	1.6	--
C-I-3-S	04/29/20	N	<0.2	<1	2.2	120	--	--	0.075 J	0.029 J	--	<0.0005	4.5	--	1.7	--
C-I-3-S	02/19/20	N	<0.2	<1	2.2	120 J	--	--	0.075	0.044 J	--	0.0011	4.6	--	1.6	--
C-I-3-S	01/29/20	N	<0.2	<1	2.2	110	--	--	0.12	<0.02	--	0.0011	4.4	--	1.5	--
C-I-3-S	02/17/26	FD	<0.2	--	2.3	--	--	--	--	--	--	<0.0005	--	--	--	--
C-I-3-S	08/20/25	FD	<0.2	--	2.3	--	--	--	--	--	--	0.001	--	--	--	--

Appendix B
January 2020 to June 2026 Analytical Results
Second Quarter 2026 Quarterly Progress Report
Pacific Gas and Electric Company, Topock Compressor Station, Needles, California

Monitoring Well ID	Sample Date	Sample Type	Hexavalent Chromium (µg/L)	Total Dissolved Chromium (µg/L)	Dissolved Arsenic (µg/L)	Dissolved Barium (µg/L)	Dissolved Boron (mg/L)	Dissolved Calcium (mg/L)	Total Iron (mg/L)	Dissolved Iron (mg/L)	Dissolved Magnesium (mg/L)	Dissolved Manganese (mg/L)	Dissolved Molybdenum (µg/L)	Dissolved Potassium (mg/L)	Dissolved Selenium (µg/L)	Dissolved Sodium (mg/L)
C-I-3-S	08/17/22	FD	<0.2	--	2.5	--	--	--	--	--	--	0.0017 J	--	--	--	--
C-MAR-D	05/21/26	N	<0.2	<1	2.5	--	--	--	--	--	--	0.075	--	--	--	--
C-MAR-D	02/18/26	N	<0.2	--	2.2	--	--	--	--	--	--	0.066	--	--	--	--
C-MAR-D	11/20/25	N	<0.2	<1	2.2	--	--	--	--	--	--	0.017 J	4.5	--	1.2	--
C-MAR-D	08/21/25	N	<0.2	--	2.4	--	--	--	--	--	--	0.028	--	--	--	--
C-MAR-D	05/15/25	N	<0.2	<1	2.2 J	--	--	--	--	--	--	0.039	--	--	--	--
C-MAR-D	02/20/25	N	<0.2	--	1.9	--	--	--	--	--	--	0.1 J	--	--	--	--
C-MAR-D	11/14/24	N	<0.2	<1	2.5	--	--	--	--	--	--	0.011	5.4	--	1.8	--
C-MAR-D	08/15/24	N	<0.2	--	2.6	--	--	--	--	--	--	0.0047	--	--	--	--
C-MAR-D	05/16/24	N	<0.2	<1	2.3	--	--	--	--	--	--	0.0057	--	--	--	--
C-MAR-D	02/15/24	N	<0.2	--	2.2	--	--	--	--	--	--	0.068	--	--	--	--
C-MAR-D	11/16/23	N	<0.2	<1	2.3	--	--	--	--	--	--	0.016	5.7 J	--	1.7	--
C-MAR-D	08/17/23	N	<0.2	--	2.4	--	--	--	--	--	--	0.017 J	--	--	--	--
C-MAR-D	05/17/23	N	<0.2	<1	2.1	--	--	--	--	--	--	0.2 J	--	--	--	--
C-MAR-D	02/16/23	N	<0.2	--	2.3	--	--	--	--	--	--	0.043	--	--	--	--
C-MAR-D	11/16/22	N	<0.2	<1	2.4	--	--	--	--	--	--	0.052	4.8	--	1.2	--
C-MAR-D	08/18/22	N	<0.2	--	3.5	--	--	--	--	--	--	0.13	--	--	--	--
C-MAR-D	05/19/22	N	<0.2	<1 J	2.1 J	--	--	--	--	--	--	0.00096	--	--	--	--
C-MAR-D	02/17/22	N	<0.2	--	1.8	--	--	--	--	--	--	0.0054	--	--	--	--
C-MAR-D	11/18/21	N	<0.2	<1	3.2 J	--	--	--	--	--	--	0.0047	4.5	--	1.8	--
C-MAR-D	08/19/21	N	<0.2	<1	2.1	100	--	--	0.19	<0.02 J	--	0.0032	4.3	--	1.5	--
C-MAR-D	05/20/21	N	<0.2	<1	1.9	100	--	--	0.042 J	<0.02	--	0.0014	4.4	--	1.3	--
C-MAR-D	02/18/21	N	<0.2	<1	2.4	110	--	--	0.24 J	<0.02 J	--	0.0036	4.8	--	1.6	--
C-MAR-D	01/28/21	N	<0.2	<1	2.4	130	--	--	0.38	0.028	--	0.021	4.8	--	1.4	--
C-MAR-D	11/19/20	N	<0.2	<1	2.3	110	--	--	0.35	<0.02	--	0.0099	4.8	--	1.5	--
C-MAR-D	08/20/20	N	<0.2	<1	2.5	110 J	--	--	0.15 J	<0.02 J	--	0.0038	4.7	--	1.5	--
C-MAR-D	04/30/20	N	<0.2	<1	2.3	110	--	--	0.26	0.048 J	--	0.0021	4.6	--	1.7	--
C-MAR-D	02/20/20	N	<0.2	<1	2.1	110	--	--	0.4 J	0.069	--	0.014	4.7 J	--	1.5	--
C-MAR-D	01/30/20	N	<0.2	<1	2.6	130	--	--	1.10	0.38 J	--	0.092 J	5.1	--	1.6	--
C-MAR-D	02/20/25	FD	<0.2	--	1.9	--	--	--	--	--	--	0.1 J	--	--	--	--
C-MAR-D	08/20/20	FD	<0.2	<1	2.4	110 J	--	--	0.2 J	<0.02 J	--	0.0025	4.8	--	1.6	--
C-MAR-S	05/21/26	N	<0.2	<1	2.5	--	--	--	--	--	--	0.054	--	--	--	--
C-MAR-S	02/18/26	N	<0.2	--	2.3	--	--	--	--	--	--	0.043	--	--	--	--
C-MAR-S	11/20/25	N	<0.2	2.2	2.2	--	--	--	--	--	--	0.027 J	5.1	--	1.4	--
C-MAR-S	08/21/25	N	<0.2	--	2.6	--	--	--	--	--	--	0.026	--	--	--	--
C-MAR-S	05/15/25	N	<0.2	<1	2.2 J	--	--	--	--	--	--	0.036	--	--	--	--
C-MAR-S	02/20/25	N	<0.2	--	2.1	--	--	--	--	--	--	0.1 J	--	--	--	--
C-MAR-S	11/14/24	N	<0.2	<1	2.6	--	--	--	--	--	--	0.0055	5.4	--	1.7	--
C-MAR-S	08/15/24	N	<0.2	--	2.6	--	--	--	--	--	--	0.012	--	--	--	--
C-MAR-S	05/16/24	N	<0.2	<1	2.6	--	--	--	--	--	--	0.0059	--	--	--	--
C-MAR-S	02/15/24	N	<0.2	--	2.2	--	--	--	--	--	--	0.073	--	--	--	--
C-MAR-S	11/16/23	N	<0.2	<1	2.5	--	--	--	--	--	--	0.0086	5.7 J	--	1.8	--
C-MAR-S	08/17/23	N	<0.2	--	2.6	--	--	--	--	--	--	0.01 J	--	--	--	--
C-MAR-S	05/17/23	N	<0.2	<1	2.2	--	--	--	--	--	--	0.17 J	--	--	--	--
C-MAR-S	02/16/23	N	<0.2	--	2.1	--	--	--	--	--	--	0.034	--	--	--	--
C-MAR-S	11/16/22	N	<0.2	<1	2.3	--	--	--	--	--	--	0.047	4.7	--	1.4	--
C-MAR-S	08/18/22	N	<0.2	--	4.2	--	--	--	--	--	--	0.14	--	--	--	--
C-MAR-S	05/19/22	N	<0.2	<1 J	2 J	--	--	--	--	--	--	0.0026	--	--	--	--
C-MAR-S	02/17/22	N	<0.2	--	2	--	--	--	--	--	--	0.007	--	--	--	--
C-MAR-S	11/18/21	N	<0.2	<1	3.2 J	--	--	--	--	--	--	0.005	4.6	--	1.6	--
C-MAR-S	08/19/21	N	<0.2	<1	2.6	100	--	--	0.15	<0.02 J	--	0.0048	4.3	--	1.5	--

Appendix B
January 2020 to June 2026 Analytical Results
Second Quarter 2026 Quarterly Progress Report
Pacific Gas and Electric Company, Topock Compressor Station, Needles, California

Monitoring Well ID	Sample Date	Sample Type	Hexavalent Chromium (µg/L)	Total Dissolved Chromium (µg/L)	Dissolved Arsenic (µg/L)	Dissolved Barium (µg/L)	Dissolved Boron (mg/L)	Dissolved Calcium (mg/L)	Total Iron (mg/L)	Dissolved Iron (mg/L)	Dissolved Magnesium (mg/L)	Dissolved Manganese (mg/L)	Dissolved Molybdenum (µg/L)	Dissolved Potassium (mg/L)	Dissolved Selenium (µg/L)	Dissolved Sodium (mg/L)
C-MAR-S	05/20/21	N	<0.2	<1	1.9	100	--	--	0.029 J	<0.02	--	0.0034	4.4	--	1.4	--
C-MAR-S	02/18/21	N	<0.2	<1	2.3	120	--	--	0.14 J	<0.02 J	--	0.003	4.8	--	1.9	--
C-MAR-S	01/28/21	N	<0.2	<1	2.4	130	--	--	0.56	0.028	--	0.024	5.1	--	1.5	--
C-MAR-S	11/19/20	N	<0.2	<1	2.3	110	--	--	0.11	0.021 J	--	0.0034	4.5	--	1.4	--
C-MAR-S	08/20/20	N	<0.2	<1	2.6	110 J	--	--	0.2 J	<0.02 J	--	0.0055	4.9	--	1.5	--
C-MAR-S	04/30/20	N	<0.2	<1	2.2	110	--	--	0.072	0.022 J	--	0.0019	4.5	--	1.6	--
C-MAR-S	02/20/20	N	<0.2	<1	2.3	120	--	--	0.43 J	0.25	--	0.021	4.7 J	--	1.5	--
C-MAR-S	01/30/20	N	<0.2	<1	2.7	130	--	--	1.40	0.88 J	--	0.11 J	5	--	1.4	--
C-MAR-S	11/16/23	FD	<0.2	<1	2.4	--	--	--	--	--	--	0.0087	5.8 J	--	1.8	--
C-MAR-S	05/17/23	FD	<0.2	<1	2.2	--	--	--	--	--	--	0.16 J	--	--	--	--
C-MAR-S	02/18/21	FD	<0.2	<1	2.3	120	--	--	0.16 J	<0.02 J	--	0.003	4.8	--	1.5	--
C-NR1-D	05/21/26	N	<0.2	<1	2.5	--	--	--	--	--	--	0.0008	--	--	--	--
C-NR1-D	02/18/26	N	<0.2	--	2.3	--	--	--	--	--	--	0.00055	--	--	--	--
C-NR1-D	11/20/25	N	<0.2	<1	2.1	--	--	--	--	--	--	0.0038 J	4.6	--	1.7	--
C-NR1-D	08/21/25	N	<0.2	--	2.2	--	--	--	--	--	--	0.0016	--	--	--	--
C-NR1-D	05/15/25	N	<0.2	<1	2.6 J	--	--	--	--	--	--	0.00053	--	--	--	--
C-NR1-D	02/20/25	N	<0.2	--	2.3	--	--	--	--	--	--	0.00055 J	--	--	--	--
C-NR1-D	11/14/24	N	<0.2	<1	2.4	--	--	--	--	--	--	0.0011	5.3	--	1.9	--
C-NR1-D	08/15/24	N	<0.2	--	2.6	--	--	--	--	--	--	0.00079	--	--	--	--
C-NR1-D	05/16/24	N	<0.2	<1	2.5	--	--	--	--	--	--	0.00085	--	--	--	--
C-NR1-D	02/15/24	N	<0.2	--	2.3	--	--	--	--	--	--	0.0028	--	--	--	--
C-NR1-D	11/16/23	N	<0.2	<1	2.3	--	--	--	--	--	--	0.00065	5.5 J	--	1.7	--
C-NR1-D	08/17/23	N	<0.2	--	2.4	--	--	--	--	--	--	<0.0005 J	--	--	--	--
C-NR1-D	05/17/23	N	<0.2	<1	2.4	--	--	--	--	--	--	0.00069 J	--	--	--	--
C-NR1-D	02/16/23	N	<0.2	--	2.4	--	--	--	--	--	--	0.0015	--	--	--	--
C-NR1-D	11/16/22	N	<0.2	<1	2.3	--	--	--	--	--	--	0.00067	4.3	--	1.4	--
C-NR1-D	08/18/22	N	<0.2	--	2.5	--	--	--	--	--	--	<0.0005	--	--	--	--
C-NR1-D	05/19/22	N	<0.2	<1 J	1.8 J	--	--	--	--	--	--	<0.0005	--	--	--	--
C-NR1-D	02/17/22	N	<0.2	--	2	--	--	--	--	--	--	<0.0005	--	--	--	--
C-NR1-D	11/18/21	N	<0.2	<1	3.3 J	--	--	--	--	--	--	<0.0005	4.5	--	1.6	--
C-NR1-D	08/19/21	N	<0.2	<1	1.8	100	--	--	<0.02	<0.02 J	--	<0.0005	4.1	--	1.5	--
C-NR1-D	05/20/21	N	<0.2	<1	2	100	--	--	<0.02	<0.02	--	<0.0005	4.3	--	1.1	--
C-NR1-D	02/18/21	N	<0.2	<1	2.4	120	--	--	0.071 J	<0.02 J	--	0.0012	4.8	--	1.3	--
C-NR1-D	01/28/21	N	<0.2	<1	2.2	120	--	--	0.02	<0.02	--	0.00064	4.7	--	1.6	--
C-NR1-D	11/19/20	N	<0.2	<1	2.4	110	--	--	0.034	<0.02	--	0.00096	4.6	--	1.5	--
C-NR1-D	08/20/20	N	<0.2	<1	2.4	110	--	--	0.15 J	0.2 J	--	0.00051	4.6	--	1.5	--
C-NR1-D	04/30/20	N	<0.2	<1	2.2	110	--	--	0.065	0.051 J	--	0.00082	4.6	--	1.6	--
C-NR1-D	02/20/20	N	<0.2	<1	2.1	120	--	--	0.08 J	0.038 J	--	0.00084	4.6 J	--	1.5	--
C-NR1-D	01/30/20	N	<0.2	<1	2.2	110	--	--	0.057	<0.02 J	--	0.002 J	4.5	--	1.7	--
C-NR1-D	08/15/24	FD	<0.2	--	2.6	--	--	--	--	--	--	0.00057	--	--	--	--
C-NR1-D	08/18/22	FD	<0.2	--	2.4	--	--	--	--	--	--	<0.0005	--	--	--	--
C-NR1-D	02/17/22	FD	<0.2	--	1.9	--	--	--	--	--	--	0.0017	--	--	--	--
C-NR1-S	05/21/26	N	<0.2	<1	2.4	--	--	--	--	--	--	0.00061	--	--	--	--
C-NR1-S	02/18/26	N	<0.2	--	2.3	--	--	--	--	--	--	0.00076	--	--	--	--
C-NR1-S	11/20/25	N	<0.2	<1	2.2	--	--	--	--	--	--	0.0033 J	4.7	--	1.6	--
C-NR1-S	08/21/25	N	<0.2	--	2.4	--	--	--	--	--	--	0.0016	--	--	--	--
C-NR1-S	05/15/25	N	<0.2	<1	2.4 J	--	--	--	--	--	--	0.00061	--	--	--	--
C-NR1-S	02/20/25	N	<0.2	--	2.3	--	--	--	--	--	--	<0.0005	--	--	--	--
C-NR1-S	11/14/24	N	<0.2	<1	2.5	--	--	--	--	--	--	0.0011	5.4	--	1.7	--
C-NR1-S	08/15/24	N	<0.2	--	2.5	--	--	--	--	--	--	0.0006	--	--	--	--
C-NR1-S	05/16/24	N	<0.2	<1	2.7	--	--	--	--	--	--	0.00096	--	--	--	--

Appendix B
January 2020 to June 2026 Analytical Results
Second Quarter 2026 Quarterly Progress Report
Pacific Gas and Electric Company, Topock Compressor Station, Needles, California

Monitoring Well ID	Sample Date	Sample Type	Hexavalent Chromium (µg/L)	Total Dissolved Chromium (µg/L)	Dissolved Arsenic (µg/L)	Dissolved Barium (µg/L)	Dissolved Boron (mg/L)	Dissolved Calcium (mg/L)	Total Iron (mg/L)	Dissolved Iron (mg/L)	Dissolved Magnesium (mg/L)	Dissolved Manganese (mg/L)	Dissolved Molybdenum (µg/L)	Dissolved Potassium (mg/L)	Dissolved Selenium (µg/L)	Dissolved Sodium (mg/L)
C-NR1-S	02/15/24	N	<0.2	--	2.3	--	--	--	--	--	--	0.0019	--	--	--	--
C-NR1-S	11/16/23	N	<0.2	<1	2.3	--	--	--	--	--	--	0.00091	5.6 J	--	1.8	--
C-NR1-S	08/17/23	N	<0.2	--	2.5	--	--	--	--	--	--	0.00061 J	--	--	--	--
C-NR1-S	05/17/23	N	<0.2	<1	2.4	--	--	--	--	--	--	0.00065 J	--	--	--	--
C-NR1-S	02/16/23	N	<0.2	--	2.3	--	--	--	--	--	--	0.0013	--	--	--	--
C-NR1-S	11/16/22	N	<0.2	<1	2.6	--	--	--	--	--	--	0.0007	4.8	--	1.6	--
C-NR1-S	08/18/22	N	<0.2	--	2.3	--	--	--	--	--	--	<0.0005	--	--	--	--
C-NR1-S	05/19/22	N	<0.2	<1 J	2 J	--	--	--	--	--	--	<0.0005	--	--	--	--
C-NR1-S	02/17/22	N	<0.2	--	2	--	--	--	--	--	--	<0.0005	--	--	--	--
C-NR1-S	11/18/21	N	<0.2	<1	3.1 J	--	--	--	--	--	--	<0.0005	4.4	--	2	--
C-NR1-S	08/19/21	N	<0.2	<1	1.7	99	--	--	<0.02	<0.02 J	--	<0.0005	4.2	--	1.4	--
C-NR1-S	05/20/21	N	<0.2	<1	1.9	110	--	--	0.02 J	<0.02	--	<0.0005	4.4	--	1.4	--
C-NR1-S	02/18/21	N	<0.2	<1	2.4	120	--	--	0.024 J	<0.02 J	--	0.0013	4.8	--	1.7	--
C-NR1-S	01/28/21	N	<0.2	<1	2.2	120	--	--	0.023	<0.02	--	0.00062	4.6	--	1.7	--
C-NR1-S	11/19/20	N	<0.2	<1	2.3	110	--	--	<0.02	<0.02	--	0.00098	4.5	--	1.5	--
C-NR1-S	08/20/20	N	<0.2	<1	2.4	110 J	--	--	0.022 J	<0.02 J	--	0.00059	4.5	--	1.5	--
C-NR1-S	04/30/20	N	<0.2	<1	2.1	110	--	--	0.061 J	<0.02	--	<0.0005	4.4	--	1.6	--
C-NR1-S	02/20/20	N	<0.2	<1	2.2	120	--	--	0.083 J	<0.02 J	--	0.0011	4.6 J	--	1.5	--
C-NR1-S	01/30/20	N	<0.2	<1	2.1	110	--	--	0.026	0.028 J	--	0.0026 J	4.4	--	1.6	--
C-NR1-S	05/21/26	FD	<0.2	<1	2.4	--	--	--	--	--	--	<0.0005	--	--	--	--
C-NR1-S	11/20/25	FD	<0.2	<1	2.1	--	--	--	--	--	--	0.0033	4.6	--	1.6	--
C-NR1-S	05/15/25	FD	<0.2	<1	2.4 J	--	--	--	--	--	--	0.00052	--	--	--	--
C-NR1-S	11/14/24	FD	<0.2	<1	2.5	--	--	--	--	--	--	0.0011	5.3	--	1.8	--
C-NR1-S	02/16/23	FD	<0.2	--	2.3	--	--	--	--	--	--	0.0014	--	--	--	--
C-NR1-S	04/30/20	FD	<0.2	<1	2.1	100	--	--	0.18 J	<0.02	--	<0.0005	4.6	--	1.7	--
C-NR3-D	05/21/26	N	<0.2	<1	2.5	--	--	--	--	--	--	0.0017	--	--	--	--
C-NR3-D	02/18/26	N	<0.2	--	2.3	--	--	--	--	--	--	0.00069	--	--	--	--
C-NR3-D	11/20/25	N	<0.2	<1	2.3	--	--	--	--	--	--	0.0036 J	4.6	--	1.5	--
C-NR3-D	08/21/25	N	<0.2	--	2.2	--	--	--	--	--	--	0.0016	--	--	--	--
C-NR3-D	05/15/25	N	<0.2	<1	2.6 J	--	--	--	--	--	--	0.00051	--	--	--	--
C-NR3-D	02/20/25	N	<0.2	--	2.3	--	--	--	--	--	--	0.00052 J	--	--	--	--
C-NR3-D	11/14/24	N	<0.2	<1	2.5	--	--	--	--	--	--	0.0012	5.3	--	1.7	--
C-NR3-D	08/15/24	N	<0.2	--	2.8	--	--	--	--	--	--	0.00063	--	--	--	--
C-NR3-D	05/16/24	N	<0.2	<1	2.3	--	--	--	--	--	--	0.00077	--	--	--	--
C-NR3-D	02/15/24	N	<0.2	--	2.4	--	--	--	--	--	--	0.0016	--	--	--	--
C-NR3-D	11/16/23	N	<0.2	<1	2.3	--	--	--	--	--	--	0.00081	5.4 J	--	1.9	--
C-NR3-D	08/17/23	N	<0.2	--	2.5	--	--	--	--	--	--	<0.0005 J	--	--	--	--
C-NR3-D	05/17/23	N	<0.2	<1	2.2	--	--	--	--	--	--	0.00076 J	--	--	--	--
C-NR3-D	02/16/23	N	<0.2	--	2.3	--	--	--	--	--	--	0.0012	--	--	--	--
C-NR3-D	11/16/22	N	<0.2	<1	2.4	--	--	--	--	--	--	0.00061	4.5	--	1.4	--
C-NR3-D	08/18/22	N	<0.2	--	2.2	--	--	--	--	--	--	<0.0005	--	--	--	--
C-NR3-D	05/19/22	N	<0.2	<1 J	2 J	--	--	--	--	--	--	<0.0005	--	--	--	--
C-NR3-D	02/17/22	N	<0.2	--	1.9	--	--	--	--	--	--	<0.0005	--	--	--	--
C-NR3-D	11/18/21	N	<0.2	<1	3.2 J	--	--	--	--	--	--	<0.0005	4.6	--	1.7	--
C-NR3-D	08/19/21	N	<0.2	<1	2	99	--	--	<0.02	<0.02 J	--	<0.0005	4.2	--	1.4	--
C-NR3-D	05/20/21	N	<0.2	<1	2.1	100	--	--	<0.02	<0.02	--	<0.0005	4.4	--	1.4	--
C-NR3-D	02/18/21	N	<0.2	<1	2.4	120	--	--	0.07 J	<0.02 J	--	0.0011	4.8	--	1.3	--
C-NR3-D	01/28/21	N	<0.2	<1	2.2	120	--	--	0.04	<0.02	--	0.0007	4.5	--	1.6	--
C-NR3-D	11/19/20	N	<0.2	<1	2.3	100	--	--	0.022	<0.02	--	0.0007	4.5	--	1.4	--
C-NR3-D	08/20/20	N	<0.2	<1	2.4	110 J	--	--	0.025 J	<0.02 J	--	0.0006	4.6	--	1.4	--
C-NR3-D	04/30/20	N	<0.2	<1	2.2	110	--	--	0.049	<0.02	--	<0.0005	4.5	--	1.6	--

Appendix B
January 2020 to June 2026 Analytical Results
Second Quarter 2026 Quarterly Progress Report
Pacific Gas and Electric Company, Topock Compressor Station, Needles, California

Monitoring Well ID	Sample Date	Sample Type	Hexavalent Chromium (µg/L)	Total Dissolved Chromium (µg/L)	Dissolved Arsenic (µg/L)	Dissolved Barium (µg/L)	Dissolved Boron (mg/L)	Dissolved Calcium (mg/L)	Total Iron (mg/L)	Dissolved Iron (mg/L)	Dissolved Magnesium (mg/L)	Dissolved Manganese (mg/L)	Dissolved Molybdenum (µg/L)	Dissolved Potassium (mg/L)	Dissolved Selenium (µg/L)	Dissolved Sodium (mg/L)
C-NR3-D	02/20/20	N	<0.2	<1	2.1	120	--	--	0.12 J	0.066 J	--	0.0017	4.6 J	--	1.6	--
C-NR3-D	01/30/20	N	<0.2	<1	2.1	110	--	--	0.054	0.044 J	--	0.0023 J	4.5	--	1.5	--
C-NR3-D	08/17/23	FD	<0.2	--	2.3	--	--	--	--	--	--	<0.0005 J	--	--	--	--
C-NR3-D	05/19/22	FD	<0.2	<1 J	2.1 J	--	--	--	--	--	--	<0.0005	--	--	--	--
C-NR3-D	11/18/21	FD	<0.2	<1	3.1 J	--	--	--	--	--	--	<0.0005	4.4	--	1.7	--
C-NR3-D	01/30/20	FD	<0.2	<1	2.1	110	--	--	0.037	0.031 J	--	0.0021 J	4.4	--	1.6	--
C-NR3-S	05/21/26	N	<0.2	<1	2.3	--	--	--	--	--	--	0.00069	--	--	--	--
C-NR3-S	02/18/26	N	<0.2	--	2.3	--	--	--	--	--	--	<0.0005	--	--	--	--
C-NR3-S	11/20/25	N	<0.2	<1	2.3	--	--	--	--	--	--	0.0031	4.5	--	1.6	--
C-NR3-S	08/21/25	N	<0.2	--	2.3	--	--	--	--	--	--	0.0016	--	--	--	--
C-NR3-S	05/15/25	N	<0.2	<1	2.5 J	--	--	--	--	--	--	<0.0005	--	--	--	--
C-NR3-S	02/20/25	N	<0.2	--	2.2	--	--	--	--	--	--	0.00056 J	--	--	--	--
C-NR3-S	11/14/24	N	<0.2	<1	2.4	--	--	--	--	--	--	0.0011	5.3	--	2	--
C-NR3-S	08/15/24	N	<0.2	--	2.7	--	--	--	--	--	--	0.00059	--	--	--	--
C-NR3-S	05/16/24	N	<0.2	<1	2.3	--	--	--	--	--	--	0.00059	--	--	--	--
C-NR3-S	02/15/24	N	<0.2	--	2.4	--	--	--	--	--	--	0.002	--	--	--	--
C-NR3-S	11/16/23	N	<0.2	<1	2.4	--	--	--	--	--	--	0.00067	5.7 J	--	1.8	--
C-NR3-S	08/17/23	N	<0.2	--	2.4	--	--	--	--	--	--	0.00087 J	--	--	--	--
C-NR3-S	05/17/23	N	<0.2	<1	2.3	--	--	--	--	--	--	0.00068 J	--	--	--	--
C-NR3-S	02/16/23	N	<0.2	--	2.4	--	--	--	--	--	--	0.0012	--	--	--	--
C-NR3-S	11/16/22	N	<0.2	<1	2.3	--	--	--	--	--	--	0.00064	4.4	--	1.5	--
C-NR3-S	08/18/22	N	<0.2	--	2.3	--	--	--	--	--	--	<0.0005	--	--	--	--
C-NR3-S	05/19/22	N	<0.2	<1 J	1.9 J	--	--	--	--	--	--	<0.0005	--	--	--	--
C-NR3-S	02/17/22	N	<0.2	--	2	--	--	--	--	--	--	<0.0005	--	--	--	--
C-NR3-S	11/18/21	N	<0.2	<1	3.2 J	--	--	--	--	--	--	<0.0005	4.5	--	1.8	--
C-NR3-S	08/19/21	N	<0.2	<1	2.4	100	--	--	<0.02	<0.02 J	--	<0.0005	4.2	--	1.5	--
C-NR3-S	05/20/21	N	<0.2	<1	2.1	110	--	--	<0.02	<0.02	--	<0.0005	4.5	--	1.3	--
C-NR3-S	02/18/21	N	<0.2	<1	2.5	120	--	--	0.032 J	<0.02 J	--	0.0013	4.8	--	1.5	--
C-NR3-S	01/28/21	N	<0.2	<1	2.4	120	--	--	0.084	0.025	--	0.00084	4.6	--	1.5	--
C-NR3-S	11/19/20	N	<0.2	<1	2.3	110	--	--	<0.02	<0.02	--	0.00068	4.6	--	1.5	--
C-NR3-S	08/20/20	N	<0.2	<1	2.4	110 J	--	--	0.022 J	<0.02 J	--	0.00057	4.6	--	1.5	--
C-NR3-S	04/30/20	N	<0.2	<1	2	110	--	--	0.03	<0.02	--	<0.0005	4.4	--	1.6	--
C-NR3-S	02/20/20	N	<0.2	<1	2.2	120	--	--	0.091 J	0.02 J	--	0.0013	4.7 J	--	1.5	--
C-NR3-S	01/30/20	N	<0.2	<1	2	110	--	--	0.097	0.051 J	--	0.0017 J	4.3	--	1.6	--
C-NR3-S	01/28/21	FD	<0.2	<1	2.3	120	--	--	0.026	<0.02	--	0.00061	4.4	--	1.6	--
C-NR3-S	11/19/20	FD	<0.2	<1	2.2	100	--	--	0.022	<0.02	--	0.00067	4.5	--	1.5	--
C-NR4-D	05/21/26	N	<0.2	<1	2.5	--	--	--	--	--	--	<0.0005	--	--	--	--
C-NR4-D	02/18/26	N	<0.2	--	2.4	--	--	--	--	--	--	<0.0005	--	--	--	--
C-NR4-D	11/20/25	N	<0.2	<1	2.3	--	--	--	--	--	--	0.0043	4.6	--	1.5	--
C-NR4-D	08/21/25	N	<0.2	--	2.3	--	--	--	--	--	--	0.0017	--	--	--	--
C-NR4-D	05/15/25	N	<0.2	<1	2.4 J	--	--	--	--	--	--	0.00061	--	--	--	--
C-NR4-D	02/20/25	N	<0.2	--	2.3	--	--	--	--	--	--	0.00071 J	--	--	--	--
C-NR4-D	11/14/24	N	<0.2	<1	2.7	--	--	--	--	--	--	0.0012	5.7	--	1.8	--
C-NR4-D	08/15/24	N	<0.2	--	2.5	--	--	--	--	--	--	0.00089	--	--	--	--
C-NR4-D	05/16/24	N	<0.2	<1	2.5	--	--	--	--	--	--	0.00064	--	--	--	--
C-NR4-D	02/15/24	N	<0.2	--	2.3	--	--	--	--	--	--	0.024	--	--	--	--
C-NR4-D	11/16/23	N	<0.2	<1	2.3	--	--	--	--	--	--	0.00071	5.7 J	--	2	--
C-NR4-D	08/17/23	N	<0.2	--	2.4	--	--	--	--	--	--	<0.0005 J	--	--	--	--
C-NR4-D	05/17/23	N	<0.2	<1	2.2	--	--	--	--	--	--	0.00076 J	--	--	--	--
C-NR4-D	02/16/23	N	<0.2	--	2.3	--	--	--	--	--	--	0.0011	--	--	--	--
C-NR4-D	11/16/22	N	<0.2	<1	2.3	--	--	--	--	--	--	0.00074	4.3	--	1.4	--

Appendix B
January 2020 to June 2026 Analytical Results
Second Quarter 2026 Quarterly Progress Report
Pacific Gas and Electric Company, Topock Compressor Station, Needles, California

Monitoring Well ID	Sample Date	Sample Type	Hexavalent Chromium (µg/L)	Total Dissolved Chromium (µg/L)	Dissolved Arsenic (µg/L)	Dissolved Barium (µg/L)	Dissolved Boron (mg/L)	Dissolved Calcium (mg/L)	Total Iron (mg/L)	Dissolved Iron (mg/L)	Dissolved Magnesium (mg/L)	Dissolved Manganese (mg/L)	Dissolved Molybdenum (µg/L)	Dissolved Potassium (mg/L)	Dissolved Selenium (µg/L)	Dissolved Sodium (mg/L)
C-NR4-D	08/18/22	N	<0.2	--	2.3	--	--	--	--	--	--	<0.0005	--	--	--	--
C-NR4-D	05/19/22	N	<0.2	<1 J	1.9 J	--	--	--	--	--	--	<0.0005	--	--	--	--
C-NR4-D	02/17/22	N	<0.2	--	2	--	--	--	--	--	--	<0.0005	--	--	--	--
C-NR4-D	11/18/21	N	<0.2	<1	3.2 J	--	--	--	--	--	--	<0.0005	4.7	--	1.8	--
C-NR4-D	08/19/21	N	<0.2	<1	2.4	100	--	--	0.024	<0.02 J	--	<0.0005	4.2	--	1.3	--
C-NR4-D	05/20/21	N	<0.2	<1	1.9	100	--	--	0.027 J	<0.02	--	<0.0005	4.4	--	1.3	--
C-NR4-D	02/18/21	N	<0.2	<1	2.4	110	--	--	0.031 J	<0.02 J	--	0.00099	4.7	--	1.6	--
C-NR4-D	01/28/21	N	<0.2	<1	2.3	120	--	--	0.058	<0.02	--	0.00073	4.7	--	1.6	--
C-NR4-D	11/19/20	N	<0.2	<1	2.3	110	--	--	<0.02	<0.02	--	0.00057	4.7	--	1.5	--
C-NR4-D	08/20/20	N	<0.2 J	<1	2.4	110 J	--	--	0.021 J	<0.02 J	--	0.00071	4.7	--	1.5	--
C-NR4-D	04/30/20	N	<0.2	<1	2.1	110	--	--	0.049	0.035 J	--	<0.0005	4.5	--	1.6	--
C-NR4-D	02/20/20	N	<0.2	<1	2.1	120	--	--	0.072 J	0.022 J	--	0.001	4.7 J	--	1.5	--
C-NR4-D	01/30/20	N	<0.2	<1	2.1	110	--	--	0.065	<0.02 J	--	0.0015 J	4.3	--	1.5	--
C-NR4-D	05/17/23	FD	<0.2	<1	2.2	--	--	--	--	--	--	0.00078 J	--	--	--	--
C-NR4-D	08/19/21	FD	<0.2	<1	2	110	--	--	<0.02	<0.02 J	--	<0.0005	4.2	--	1.4	--
C-NR4-D	05/20/21	FD	<0.2	<1	2.1	100	--	--	<0.02	<0.02	--	<0.0005	4.3	--	1.2	--
C-NR4-D	01/28/21	FD	<0.2	<1	2.3	120	--	--	<0.02	<0.02	--	0.00085	4.6	--	1.5	--
C-NR4-D	08/20/20	FD	<0.2	<1	2.4	110 J	--	--	0.027 J	<0.02 J	--	0.001	4.7	--	1.6	--
C-NR4-S	05/21/26	N	<0.2	<1	2.4	--	--	--	--	--	--	0.00075	--	--	--	--
C-NR4-S	02/18/26	N	<0.2	--	2.4	--	--	--	--	--	--	<0.0005	--	--	--	--
C-NR4-S	11/20/25	N	<0.2	<1	2.1	--	--	--	--	--	--	0.0037	4.7	--	1.6	--
C-NR4-S	08/21/25	N	<0.2	--	2.3	--	--	--	--	--	--	0.0018	--	--	--	--
C-NR4-S	05/15/25	N	<0.2	<1	2.3 J	--	--	--	--	--	--	0.00052	--	--	--	--
C-NR4-S	02/20/25	N	<0.2	--	2.3	--	--	--	--	--	--	0.0005 J	--	--	--	--
C-NR4-S	11/14/24	N	<0.2	<1	2.5	--	--	--	--	--	--	0.0012	5.3	--	1.8	--
C-NR4-S	08/15/24	N	<0.2	--	2.7	--	--	--	--	--	--	0.00072	--	--	--	--
C-NR4-S	05/16/24	N	<0.2	<1	2.3	--	--	--	--	--	--	0.00059	--	--	--	--
C-NR4-S	02/15/24	N	<0.2	--	2.3	--	--	--	--	--	--	0.0023	--	--	--	--
C-NR4-S	11/16/23	N	<0.2	<1	2.4	--	--	--	--	--	--	<0.0005	5.6 J	--	2	--
C-NR4-S	08/17/23	N	<0.2	--	2.3	--	--	--	--	--	--	0.00075 J	--	--	--	--
C-NR4-S	05/17/23	N	<0.2	<1	2.3	--	--	--	--	--	--	0.0018 J	--	--	--	--
C-NR4-S	02/16/23	N	<0.2	--	2.2	--	--	--	--	--	--	0.001	--	--	--	--
C-NR4-S	11/16/22	N	<0.2	<1	2.3	--	--	--	--	--	--	0.0007	4.4	--	1.4	--
C-NR4-S	08/18/22	N	<0.2	--	2.3	--	--	--	--	--	--	<0.0005	--	--	--	--
C-NR4-S	05/19/22	N	<0.2	<1 J	2 J	--	--	--	--	--	--	<0.0005	--	--	--	--
C-NR4-S	02/17/22	N	<0.2	--	1.9	--	--	--	--	--	--	<0.0005	--	--	--	--
C-NR4-S	11/18/21	N	<0.2	<1	3.1 J	--	--	--	--	--	--	<0.0005	4.4	--	2	--
C-NR4-S	08/19/21	N	<0.2	<1	1.9	99	--	--	<0.02	<0.02 J	--	<0.0005	4.2	--	1.6	--
C-NR4-S	05/20/21	N	<0.2	<1	2.1	110	--	--	<0.02	<0.02	--	<0.0005	4.5	--	1.3	--
C-NR4-S	02/18/21	N	<0.2	<1	2.2	120	--	--	0.071 J	<0.02 J	--	0.0011	4.9	--	1.6	--
C-NR4-S	01/28/21	N	<0.2	<1	2.3	120	--	--	0.032	0.032	--	0.00073	4.7	--	1.6	--
C-NR4-S	11/19/20	N	<0.2	<1	2.4	120	--	--	<0.02	<0.02	--	0.00062	4.7	--	1.7	--
C-NR4-S	08/20/20	N	<0.2	<1	2.5	110 J	--	--	0.031 J	<0.02 J	--	0.00065	4.7	--	1.5	--
C-NR4-S	04/30/20	N	<0.2	<1	2.2	110	--	--	0.042	<0.02	--	0.00053	4.5	--	1.6	--
C-NR4-S	02/20/20	N	<0.2	<1	2.1	110	--	--	0.12 J	0.03	--	0.0011	4.5 J	--	1.5	--
C-NR4-S	01/30/20	N	<0.2	<1	2.1	110	--	--	0.038	0.022 J	--	0.0015 J	4.4	--	1.5	--
C-NR4-S	11/16/22	FD	<0.2	<1	2.5	--	--	--	--	--	--	0.00071	4.8	--	1.4	--
C-NR4-S	08/18/22	FD	<0.2	--	2.3	--	--	--	--	--	--	<0.0005	--	--	--	--
C-R22A-D	05/20/26	N	<0.2	<1	2.4	--	--	--	--	--	--	0.00057	--	--	--	--
C-R22A-D	02/17/26	N	<0.2	--	2.4	--	--	--	--	--	--	0.0016	--	--	--	--
C-R22A-D	11/19/25	N	<0.2	<1	2	--	--	--	--	--	--	<0.0005	4.4	--	1.3	--

Appendix B
January 2020 to June 2026 Analytical Results
Second Quarter 2026 Quarterly Progress Report
Pacific Gas and Electric Company, Topock Compressor Station, Needles, California

Monitoring Well ID	Sample Date	Sample Type	Hexavalent Chromium (µg/L)	Total Dissolved Chromium (µg/L)	Dissolved Arsenic (µg/L)	Dissolved Barium (µg/L)	Dissolved Boron (mg/L)	Dissolved Calcium (mg/L)	Total Iron (mg/L)	Dissolved Iron (mg/L)	Dissolved Magnesium (mg/L)	Dissolved Manganese (mg/L)	Dissolved Molybdenum (µg/L)	Dissolved Potassium (mg/L)	Dissolved Selenium (µg/L)	Dissolved Sodium (mg/L)
C-R22A-D	08/20/25	N	<0.2	--	2.4	--	--	--	--	--	--	0.0018	--	--	--	--
C-R22A-D	05/14/25	N	<0.2	<1	2.5	--	--	--	--	--	--	0.00074	--	--	--	--
C-R22A-D	02/19/25	N	<0.2	--	2.2	--	--	--	--	--	--	<0.00062	--	--	--	--
C-R22A-D	11/13/24	N	<0.2	<1	2.5	--	--	--	--	--	--	0.0018	5.4	--	2.1	--
C-R22A-D	08/14/24	N	<0.2	--	2.5	--	--	--	--	--	--	0.0027	--	--	--	--
C-R22A-D	05/15/24	N	<0.2	<1	2.2	--	--	--	--	--	--	0.00086	--	--	--	--
C-R22A-D	02/14/24	N	<0.2	--	2.3	--	--	--	--	--	--	0.0018	--	--	--	--
C-R22A-D	11/15/23	N	<0.2	<1	2.4	--	--	--	--	--	--	0.0017	5.9	--	2.2	--
C-R22A-D	08/16/23	N	<0.2	--	2.4	--	--	--	--	--	--	0.0025 J	--	--	--	--
C-R22A-D	05/16/23	N	<0.2	<1	2.2	--	--	--	--	--	--	0.0029 J	--	--	--	--
C-R22A-D	02/15/23	N	<0.2	--	2.8	--	--	--	--	--	--	0.013	--	--	--	--
C-R22A-D	11/15/22	N	<0.2	<1	2.6 J	--	--	--	--	--	--	0.00097	4.9	--	1.5	--
C-R22A-D	08/17/22	N	<0.2	--	2.4	--	--	--	--	--	--	0.0028 J	--	--	--	--
C-R22A-D	05/18/22	N	<0.2	<1	2 J	--	--	--	--	--	--	<0.0005	--	--	--	--
C-R22A-D	02/16/22	N	<0.2	--	2	--	--	--	--	--	--	<0.0005 J	--	--	--	--
C-R22A-D	11/17/21	N	<0.2	<1	2.6	--	--	--	--	--	--	0.00058	4.5 J	--	1.5	--
C-R22A-D	08/18/21	N	<0.2	<1	2	100	--	--	0.021 J	<0.02	--	<0.0005	4.1	--	1.2	--
C-R22A-D	05/19/21	N	<0.2	<1	2	110	--	--	<0.02	<0.02 J	--	0.00088	4.7	--	1.5	--
C-R22A-D	02/17/21	N	<0.2	<1	2.3	110	--	--	0.048 J	0.034 J	--	0.0024	4.8	--	1.9	--
C-R22A-D	01/27/21	N	<0.2	<1	2.2	110	--	--	0.029	0.024 J	--	0.0023	4.7	--	1.6	--
C-R22A-D	11/18/20	N	<0.2	<1	2.2	110	--	--	0.025	<0.02	--	0.0018	4.3	--	1.6	--
C-R22A-D	08/19/20	N	<0.2	<1	2.4	110 J	--	--	0.047 J	0.037 J	--	0.00065	4.6	--	1.4	--
C-R22A-D	04/29/20	N	<0.2	<1	2.2	110	--	--	0.43 J	0.035 J	--	0.00088	4.4	--	1.6	--
C-R22A-D	02/19/20	N	<0.2	<1	2.2	120 J	--	--	0.13 J	0.11 J	--	0.0012	4.5	--	1.6	--
C-R22A-D	01/29/20	N	<0.2	<1	2.2	120	--	--	0.13	<0.02	--	0.0026	4.8	--	1.6	--
C-R22A-D	05/15/24	FD	<0.2	<1	2.4	--	--	--	--	--	--	0.001	--	--	--	--
C-R22A-S	05/20/26	N	<0.2	<1	2.4	--	--	--	--	--	--	0.00057	--	--	--	--
C-R22A-S	02/17/26	N	<0.2	--	2.3	--	--	--	--	--	--	0.0012	--	--	--	--
C-R22A-S	11/19/25	N	<0.2	<1	1.9	--	--	--	--	--	--	<0.0005	4.3	--	1.7	--
C-R22A-S	08/20/25	N	<0.2	--	2.4	--	--	--	--	--	--	0.0018	--	--	--	--
C-R22A-S	05/14/25	N	<0.2	<1	2.6	--	--	--	--	--	--	0.00067	--	--	--	--
C-R22A-S	02/19/25	N	<0.2	--	2.3	--	--	--	--	--	--	<0.00062	--	--	--	--
C-R22A-S	11/13/24	N	<0.2	<1	2.6	--	--	--	--	--	--	0.0015	5.3	--	1.7	--
C-R22A-S	08/14/24	N	<0.2	--	2.8	--	--	--	--	--	--	0.011	--	--	--	--
C-R22A-S	05/15/24	N	<0.2	<1	2.4	--	--	--	--	--	--	0.00085	--	--	--	--
C-R22A-S	02/14/24	N	<0.2	--	2.4	--	--	--	--	--	--	0.0027	--	--	--	--
C-R22A-S	11/15/23	N	<0.2	<1	2.4	--	--	--	--	--	--	0.0017	5.7	--	2	--
C-R22A-S	08/16/23	N	<0.2	--	2.6	--	--	--	--	--	--	0.0029 J	--	--	--	--
C-R22A-S	05/16/23	N	<0.2	<1	2.3	--	--	--	--	--	--	0.0031 J	--	--	--	--
C-R22A-S	02/15/23	N	<0.2	--	3	--	--	--	--	--	--	0.0012	--	--	--	--
C-R22A-S	11/15/22	N	<0.2	<1	2.5 J	--	--	--	--	--	--	0.0012	4.5	--	1.4	--
C-R22A-S	08/17/22	N	<0.2	--	2.4	--	--	--	--	--	--	0.0025 J	--	--	--	--
C-R22A-S	05/18/22	N	<0.2	<1	2 J	--	--	--	--	--	--	<0.0005	--	--	--	--
C-R22A-S	02/16/22	N	<0.2	--	2	--	--	--	--	--	--	<0.0005 J	--	--	--	--
C-R22A-S	11/17/21	N	<0.2	<1	2.7	--	--	--	--	--	--	<0.0005	4.3 J	--	1.5	--
C-R22A-S	08/18/21	N	<0.2	<1	2.2	100	--	--	<0.02	<0.02	--	<0.0005	4.3	--	1.3	--
C-R22A-S	05/19/21	N	<0.2	<1	2	100	--	--	<0.02	<0.02 J	--	0.0017	4.5	--	1.5	--
C-R22A-S	02/17/21	N	<0.2	<1	2.3	110	--	--	0.1 J	<0.02 J	--	0.0026	4.6	--	1.8	--
C-R22A-S	01/27/21	N	<0.2	<1	2.3	120	--	--	0.032	<0.02	--	0.0022	4.9	--	1.5	--
C-R22A-S	11/18/20	N	<0.2	<1	2.3	110	--	--	0.06	0.027	--	0.0016	4.4	--	1.5	--
C-R22A-S	08/19/20	N	<0.2	<1	2.6	110 J	--	--	0.058 J	<0.02 J	--	0.00074	4.8	--	1.4	--

Appendix B
January 2020 to June 2026 Analytical Results
Second Quarter 2026 Quarterly Progress Report
Pacific Gas and Electric Company, Topock Compressor Station, Needles, California

Monitoring Well ID	Sample Date	Sample Type	Hexavalent Chromium (µg/L)	Total Dissolved Chromium (µg/L)	Dissolved Arsenic (µg/L)	Dissolved Barium (µg/L)	Dissolved Boron (mg/L)	Dissolved Calcium (mg/L)	Total Iron (mg/L)	Dissolved Iron (mg/L)	Dissolved Magnesium (mg/L)	Dissolved Manganese (mg/L)	Dissolved Molybdenum (µg/L)	Dissolved Potassium (mg/L)	Dissolved Selenium (µg/L)	Dissolved Sodium (mg/L)
C-R22A-S	04/29/20	N	<0.2	<1	2.2	110	--	--	0.088 J	<0.02 J	--	0.00058	4.5	--	1.5	--
C-R22A-S	02/19/20	N	<0.2	<1	2.2	120 J	--	--	0.09	0.032 J	--	0.0014	4.7	--	1.6	--
C-R22A-S	01/29/20	N	<0.2	<1	2.3	120	--	--	0.12	<0.02	--	0.0027	4.6	--	1.6	--
C-R22A-S	11/15/23	FD	<0.2	<1	2.6	--	--	--	--	--	--	0.0018	6	--	1.8	--
C-R22A-S	02/16/22	FD	<0.2	--	2.1	--	--	--	--	--	--	<0.0005 J	--	--	--	--
C-R22A-S	02/17/21	FD	<0.2	<1	2.2	110	--	--	0.043 J	<0.02 J	--	0.0025	4.5	--	1.7	--
C-R22A-S	01/29/20	FD	<0.2	<1	2.3	130	--	--	0.16	0.027	--	0.0029	4.9	--	1.6	--
C-R27-D	05/20/26	N	<0.2	<1	2.5	--	--	--	--	--	--	<0.0005	--	--	--	--
C-R27-D	02/17/26	N	<0.2	--	2.3	--	--	--	--	--	--	0.00063	--	--	--	--
C-R27-D	11/19/25	N	<0.2	<1	2.1	--	--	--	--	--	--	<0.0005	4.3	--	1.3	--
C-R27-D	08/20/25	N	<0.2	--	2.3	--	--	--	--	--	--	0.0012	--	--	--	--
C-R27-D	05/14/25	N	<0.2	<1	2.4	--	--	--	--	--	--	<0.0005	--	--	--	--
C-R27-D	02/19/25	N	<0.2	--	2.2	--	--	--	--	--	--	<0.0005	--	--	--	--
C-R27-D	11/13/24	N	<0.2	<1	2.4	--	--	--	--	--	--	0.0012	5.3	--	2	--
C-R27-D	08/14/24	N	<0.2	--	2.7	--	--	--	--	--	--	0.002	--	--	--	--
C-R27-D	05/15/24	N	<0.2	<1	2.3	--	--	--	--	--	--	0.0007	--	--	--	--
C-R27-D	02/14/24	N	<0.2	--	2.4	--	--	--	--	--	--	0.0014	--	--	--	--
C-R27-D	11/15/23	N	<0.2	<1	2.4	--	--	--	--	--	--	0.00089	5.8	--	1.8	--
C-R27-D	08/16/23	N	<0.2	--	2.5	--	--	--	--	--	--	0.0027 J	--	--	--	--
C-R27-D	05/16/23	N	<0.2	<1	2.2	--	--	--	--	--	--	0.00075 J	--	--	--	--
C-R27-D	02/15/23	N	<0.2	--	2.7	--	--	--	--	--	--	0.00099	--	--	--	--
C-R27-D	11/15/22	N	<0.2	<1	2.7 J	--	--	--	--	--	--	0.0021	5.3	--	1.5	--
C-R27-D	08/17/22	N	<0.2	--	2.4	--	--	--	--	--	--	0.0013 J	--	--	--	--
C-R27-D	05/18/22	N	<0.2	<1	2 J	--	--	--	--	--	--	<0.0005	--	--	--	--
C-R27-D	02/16/22	N	<0.2	--	2	--	--	--	--	--	--	<0.0005 J	--	--	--	--
C-R27-D	11/17/21	N	<0.2	<1	3	--	--	--	--	--	--	0.00059	4.4 J	--	1.8	--
C-R27-D	08/18/21	N	<0.2	<1	1.9	100	--	--	0.023 J	0.021	--	<0.0005	4.3	--	1.5	--
C-R27-D	05/19/21	N	<0.2	<1	2.1	110	--	--	<0.02	<0.02 J	--	<0.0005	4.4	--	1.3	--
C-R27-D	02/17/21	N	<0.2	<1	2.2	110	--	--	0.11 J	<0.02 J	--	0.0016	4.7	--	1.7	--
C-R27-D	01/27/21	N	<0.2	<1	2.3	120	--	--	0.028	<0.02	--	0.0014	4.8	--	1.6	--
C-R27-D	11/18/20	N	<0.2	<1	2.4	110	--	--	0.032	<0.02	--	0.001	4.4	--	1.5	--
C-R27-D	08/19/20	N	<0.2	<1	2.4	110 J	--	--	0.054 J	0.023 J	--	0.00067	4.6	--	1.5	--
C-R27-D	04/29/20	N	<0.2	<1	2.2	110	--	--	0.071 J	0.047 J	--	0.0011	4.5	--	1.6	--
C-R27-D	02/19/20	N	<0.2	<1	2.1	120 J	--	--	0.26 J	0.039 J	--	0.0021	4.6	--	1.6	--
C-R27-D	01/29/20	N	<0.2	<1	2.1	120	--	--	0.18	0.11	--	0.004	4.6	--	1.6	--
C-R27-D	02/17/26	FD	<0.2	--	2.4	--	--	--	--	--	--	0.00054	--	--	--	--
C-R27-D	08/20/25	FD	<0.2	--	2.5	--	--	--	--	--	--	0.0013	--	--	--	--
C-R27-D	02/15/23	FD	<0.2	--	2.5	--	--	--	--	--	--	0.00093	--	--	--	--
C-R27-D	02/19/20	FD	<0.2	<1	2.2	120 J	--	--	0.19 J	0.061 J	--	0.0011	4.6	--	1.6	--
C-R27-S	05/20/26	N	<0.2	<1	2.4	--	--	--	--	--	--	0.00051	--	--	--	--
C-R27-S	02/17/26	N	<0.2	--	2.3	--	--	--	--	--	--	0.00054	--	--	--	--
C-R27-S	11/19/25	N	<0.2	<1	1.9	--	--	--	--	--	--	<0.0005	4.5	--	1.6	--
C-R27-S	08/20/25	N	<0.2	--	2.2	--	--	--	--	--	--	0.0028	--	--	--	--
C-R27-S	05/14/25	N	<0.2	<1	2.5	--	--	--	--	--	--	<0.0005	--	--	--	--
C-R27-S	02/19/25	N	<0.2	--	2.2	--	--	--	--	--	--	<0.0005	--	--	--	--
C-R27-S	11/13/24	N	<0.2	<1	2.6	--	--	--	--	--	--	0.0011	5.3	--	1.7	--
C-R27-S	10/09/24	N	<0.2	--	2.8	--	--	--	--	--	--	0.0018	--	--	--	--
C-R27-S	08/14/24	N	<0.2	--	2.5	--	--	--	--	--	--	0.0027	--	--	--	--
C-R27-S	05/15/24	N	<0.2	<1	2.2	--	--	--	--	--	--	0.00073	--	--	--	--
C-R27-S	02/14/24	N	<0.2	--	2.3	--	--	--	--	--	--	0.0019	--	--	--	--
C-R27-S	11/15/23	N	<0.2	<1	2.6	--	--	--	--	--	--	0.00086	6	--	2.1	--

Appendix B
January 2020 to June 2026 Analytical Results
Second Quarter 2026 Quarterly Progress Report
Pacific Gas and Electric Company, Topock Compressor Station, Needles, California

Monitoring Well ID	Sample Date	Sample Type	Hexavalent Chromium (µg/L)	Total Dissolved Chromium (µg/L)	Dissolved Arsenic (µg/L)	Dissolved Barium (µg/L)	Dissolved Boron (mg/L)	Dissolved Calcium (mg/L)	Total Iron (mg/L)	Dissolved Iron (mg/L)	Dissolved Magnesium (mg/L)	Dissolved Manganese (mg/L)	Dissolved Molybdenum (µg/L)	Dissolved Potassium (mg/L)	Dissolved Selenium (µg/L)	Dissolved Sodium (mg/L)
C-R27-S	08/16/23	N	<0.2	–	2.4	–	–	--	–	–	–	0.0022 J	--	–	–	–
C-R27-S	05/16/23	N	<0.2	<1	2.1	–	–	--	–	–	–	0.0013 J	--	–	–	–
C-R27-S	02/15/23	N	<0.2	–	2.7	–	–	--	–	–	–	0.00099	--	–	–	–
C-R27-S	11/15/22	N	<0.2	<1	2.7 J	–	–	--	–	–	–	0.0006	4.8	–	1.7	–
C-R27-S	08/17/22	N	<0.2	–	2.2	–	–	--	–	–	–	0.0013 J	--	–	–	–
C-R27-S	05/18/22	N	<0.2	<1	1.9 J	–	–	--	–	–	–	<0.0005	--	–	–	–
C-R27-S	02/16/22	N	<0.2	–	1.9	–	–	--	–	–	–	<0.0005 J	--	–	–	–
C-R27-S	11/17/21	N	<0.2	<1	2.9	–	–	--	–	–	–	<0.0005	4.4 J	–	1.9	–
C-R27-S	08/18/21	N	<0.2	<1	2	100	–	--	0.043 J	<0.02	–	<0.0005	4.3	–	1.2	–
C-R27-S	05/19/21	N	<0.2	<1	2.1	100	–	--	<0.02	<0.02 J	–	<0.0005	4.4	–	1.4	–
C-R27-S	02/17/21	N	<0.2	<1	2.4	120	–	--	0.098 J	<0.02 J	–	0.0022	4.7	–	1.6	–
C-R27-S	01/27/21	N	<0.2	<1	2.1	120	–	--	0.031	<0.02	–	0.0015	4.6	–	1.6	–
C-R27-S	11/18/20	N	<0.2	<1	2.5	110	–	--	0.038	<0.02	–	0.00093	4.4	–	1.6	–
C-R27-S	08/19/20	N	<0.2 J	<1	2.4	110 J	–	--	0.058 J	0.022 J	–	0.0006	4.6	–	1.4	–
C-R27-S	04/29/20	N	<0.2	<1	2.2	110	–	--	0.07 J	0.037 J	–	<0.0005 J	4.4	–	1.6	–
C-R27-S	02/19/20	N	<0.2	<1	2.3	120 J	–	--	0.27 J	0.058 J	–	0.0011	4.7	–	1.7	–
C-R27-S	01/29/20	N	<0.2	<1	2.2	120	–	--	0.17	<0.02	–	0.002	4.6	–	1.5	–
C-R27-S	08/14/24	FD	0.21	–	2.7	–	–	--	–	–	–	0.0021	--	–	–	–
C-R27-S	08/16/23	FD	<0.2	–	2.6	–	–	--	–	–	–	0.0023 J	--	–	–	–
C-R27-S	08/19/20	FD	<0.2 J	<1	2.6	120 J	–	--	0.19 J	0.026 J	–	0.00069	4.9	–	1.5	–
C-R27-S	04/29/20	FD	<0.2	<1	2.2	120	–	--	0.11 J	0.088 J	–	0.0014 J	4.4	–	1.6	–
C-TAZ-D	05/20/26	N	<0.2	<1	2.3	–	–	--	–	–	–	0.0017	--	–	–	–
C-TAZ-D	02/17/26	N	<0.2	–	2.3	–	–	--	–	–	–	0.00065	--	–	–	–
C-TAZ-D	11/19/25	N	<0.2	<1	1.9	–	–	--	–	–	–	<0.0005	4.5	–	1.6	–
C-TAZ-D	08/20/25	N	<0.2	–	2.4	–	–	--	–	–	–	0.0013	--	–	–	–
C-TAZ-D	05/14/25	N	<0.2	<1	2.5	–	–	--	–	–	–	0.00069	--	–	–	–
C-TAZ-D	02/19/25	N	<0.2	–	2.2	–	–	--	–	–	–	<0.00058	--	–	–	–
C-TAZ-D	11/13/24	N	<0.2	<1	2.4	–	–	--	–	–	–	0.0017	5.3	–	1.9	–
C-TAZ-D	08/14/24	N	<0.2	–	2.6	–	–	--	–	–	–	0.0032	--	–	–	–
C-TAZ-D	05/15/24	N	<0.2	<1	2.4	–	–	--	–	–	–	0.00072	--	–	–	–
C-TAZ-D	02/14/24	N	<0.2	–	2.4	–	–	--	–	–	–	0.0011	--	–	–	–
C-TAZ-D	11/15/23	N	<0.2	<1	2.6	–	–	--	–	–	–	0.00076	5.8	–	1.8	–
C-TAZ-D	08/16/23	N	<0.2	–	2.5	–	–	--	–	–	–	0.0023 J	--	–	–	–
C-TAZ-D	05/16/23	N	<0.2	<1	2.4	–	–	--	–	–	–	0.00069 J	--	–	–	–
C-TAZ-D	02/15/23	N	<0.2	–	2.6	–	–	--	–	–	–	0.0016	--	–	–	–
C-TAZ-D	11/15/22	N	<0.2	<1	2.5 J	–	–	--	–	–	–	0.00062	4.6	–	1.7	–
C-TAZ-D	08/17/22	N	<0.2	–	2.4	–	–	--	–	–	–	0.0031 J	--	–	–	–
C-TAZ-D	05/18/22	N	<0.2	<1	2.1 J	–	–	--	–	–	–	<0.0005	--	–	–	–
C-TAZ-D	02/16/22	N	<0.2	–	1.9	–	–	--	–	–	–	<0.0005 J	--	–	–	–
C-TAZ-D	11/17/21	N	<0.2	<1	2.9	–	–	--	–	–	–	<0.0005	4.5 J	–	1.8	–
C-TAZ-D	08/18/21	N	<0.2	<1	2	100	–	--	0.036 J	<0.02	–	<0.0005	4.2	–	1.4	–
C-TAZ-D	05/19/21	N	<0.2	<1	2	100	–	--	<0.02	<0.02 J	–	<0.0005	4.4	–	1.4	–
C-TAZ-D	02/17/21	N	<0.2	<1	2.3	110	–	--	0.15 J	<0.02 J	–	0.0014	4.6	–	1.6	–
C-TAZ-D	01/27/21	N	<0.2	<1	2.2	120	–	--	0.034	0.025 J	–	0.00069	4.6	–	1.5	–
C-TAZ-D	11/18/20	N	<0.2	<1	2.4	110	–	--	0.042	<0.02	–	0.0013	4.5	–	1.5	–
C-TAZ-D	08/19/20	N	<0.2	<1	2.5	120 J	–	--	0.053 J	<0.02 J	–	<0.0005	4.6	–	1.5	–
C-TAZ-D	04/29/20	N	<0.2	<1	2.2	110	–	--	0.065 J	<0.02 J	–	<0.0005	4.4	–	1.6	–
C-TAZ-D	02/19/20	N	<0.2	<1	2.2	120 J	–	--	0.12 J	0.033 J	–	0.0014	4.5	–	1.5	–
C-TAZ-D	01/29/20	N	<0.2	<1	2.2	110	–	--	0.15	0.026	–	0.0022	4.5	–	1.6	–
C-TAZ-D	11/19/25	FD	<0.2	<1	2.1	–	–	--	–	–	–	<0.0005	4.4	–	1.2	–
C-TAZ-D	02/19/25	FD	<0.2	–	2.2	–	–	--	–	–	–	<0.00051	--	–	–	–

Appendix B
January 2020 to June 2026 Analytical Results
Second Quarter 2026 Quarterly Progress Report
Pacific Gas and Electric Company, Topock Compressor Station, Needles, California

Monitoring Well ID	Sample Date	Sample Type	Hexavalent Chromium (µg/L)	Total Dissolved Chromium (µg/L)	Dissolved Arsenic (µg/L)	Dissolved Barium (µg/L)	Dissolved Boron (mg/L)	Dissolved Calcium (mg/L)	Total Iron (mg/L)	Dissolved Iron (mg/L)	Dissolved Magnesium (mg/L)	Dissolved Manganese (mg/L)	Dissolved Molybdenum (µg/L)	Dissolved Potassium (mg/L)	Dissolved Selenium (µg/L)	Dissolved Sodium (mg/L)
C-TAZ-D	11/13/24	FD	<0.2	<1	2.6	–	–	--	–	–	–	0.0016	5.1	–	1.1	–
C-TAZ-D	05/16/23	FD	<0.2	<1	2.1	–	–	--	–	–	–	0.00082 J	--	–	–	–
C-TAZ-D	02/16/22	FD	<0.2	–	2	–	–	--	–	–	–	<0.0005 J	--	–	–	–
C-TAZ-D	08/18/21	FD	<0.2	<1	2.2	98	–	--	0.023 J	<0.02	–	<0.0005	4.2	–	1.4	–
C-TAZ-S	05/20/26	N	<0.2	<1	2.3	–	–	--	–	–	–	<0.0005	--	–	–	–
C-TAZ-S	02/17/26	N	<0.2	–	2.2	–	–	--	–	–	–	0.00058	--	–	–	–
C-TAZ-S	11/19/25	N	<0.2	<1	2	–	–	--	–	–	–	<0.0005	4.5	–	1.5	–
C-TAZ-S	08/20/25	N	<0.2	–	2.5	–	–	--	–	–	–	0.0022	--	–	–	–
C-TAZ-S	05/14/25	N	<0.2	<1	2.6	–	–	--	–	–	–	0.00063	--	–	–	–
C-TAZ-S	02/19/25	N	<0.2	–	2.3	–	–	--	–	–	–	<0.00052	--	–	–	–
C-TAZ-S	11/13/24	N	<0.2	<1	2.4	–	–	--	–	–	–	0.0015	5.2	–	1.7	–
C-TAZ-S	08/14/24	N	<0.2	–	2.7	–	–	--	–	–	–	0.0071	--	–	–	–
C-TAZ-S	05/15/24	N	<0.2	<1	2.3	–	–	--	–	–	–	0.00079	--	–	–	–
C-TAZ-S	02/14/24	N	<0.2	–	2.3	–	–	--	–	–	–	0.0012	--	–	–	–
C-TAZ-S	11/15/23	N	<0.2	<1	2.7	–	–	--	–	–	–	0.00067	6.1	–	2	–
C-TAZ-S	08/16/23	N	<0.2	–	2.8	–	–	--	–	–	–	0.002 J	--	–	–	–
C-TAZ-S	05/16/23	N	<0.2	<1	2.1	–	–	--	–	–	–	0.00078 J	--	–	–	–
C-TAZ-S	02/15/23	N	<0.2	–	2.6	–	–	--	–	–	–	0.0011	--	–	–	–
C-TAZ-S	11/15/22	N	<0.2	<1	2.7 J	–	–	--	–	–	–	0.00061	4.9	–	1.5	–
C-TAZ-S	08/17/22	N	<0.2	–	2.2	–	–	--	–	–	–	0.0026 J	--	–	–	–
C-TAZ-S	05/18/22	N	<0.2	<1	2 J	–	–	--	–	–	–	<0.0005	--	–	–	–
C-TAZ-S	02/16/22	N	<0.2	–	1.9	–	–	--	–	–	–	<0.0005 J	--	–	–	–
C-TAZ-S	11/17/21	N	<0.2	<1	3.3	–	–	--	–	–	–	<0.0005	4.6 J	–	1.8	–
C-TAZ-S	08/18/21	N	<0.2	<1	2.2	100	–	--	<0.02	<0.02	–	<0.0005	4.2	–	1.3	–
C-TAZ-S	05/19/21	N	<0.2	<1	2	110	–	--	<0.02	<0.02 J	–	<0.0005	4.3	–	1.5	–
C-TAZ-S	02/17/21	N	<0.2	<1	2.3	110	–	--	0.34 J	<0.02 J	–	0.0018	4.7	–	1.8	–
C-TAZ-S	01/27/21	N	<0.2	<1	2.2	120	–	--	0.061	0.022 J	–	0.00079	4.8	–	1.5	–
C-TAZ-S	11/18/20	N	<0.2	<1	2.4	110	–	--	0.037	<0.02	–	0.0013	4.5	–	1.5	–
C-TAZ-S	08/19/20	N	<0.2	<1	2.5	110 J	–	--	0.039 J	<0.02 J	–	0.00052	4.6	–	1.5	–
C-TAZ-S	04/29/20	N	<0.2	<1	2.2	110	–	--	0.28 J	0.031 J	–	0.00055	4.5	–	1.6	–
C-TAZ-S	02/19/20	N	<0.2	<1	2.2	120 J	–	--	0.084 J	0.03 J	–	0.001	4.4	–	1.6	–
C-TAZ-S	01/29/20	N	<0.2	<1	2.2	110	–	--	0.1	<0.02	–	0.0016	4.6	–	1.7	–
C-TAZ-S	11/15/22	FD	<0.2	<1	2.5 J	–	–	--	–	–	–	0.00052	4.7	–	1.3	–
C-TAZ-S	08/17/22	FD	<0.2	–	2.2	–	–	--	–	–	–	0.0027 J	--	–	–	–
CW-01D	12/11/25	N	0.8	<1	<0.1	25	1	120 J	–	–	18 J	<0.0005	24 J	15	8	1,300
CW-01D	11/21/24	N	0.39	<1	1.2	23	1.1	120	–	–	18	<0.0005	23	13	8.1	1,300
CW-01D	12/13/23	N	0.51	2.1	<0.1	29 J	1.2	150	–	–	17 J	0.009	26 J	14 J	9.5	1,600
CW-01D	11/29/22	N	<1	1.8	<0.1	23	1.8	160	–	–	17 J	0.018 J	23	12	7.5 J	1,300 J
CW-01D	12/01/21	N	0.51	1.6	<0.1 J	20	1.1	150	–	–	19	<0.0005	24	13 J	7.6	1,400
CW-01D	10/08/20	N	0.59	2	1.4	22	1.1	100	0.93 J	0.19 J	21	0.0075	20	10	4.8	1,400
CW-01M	12/11/25	N	0.97	1.1	<0.1	72	1	150 J	–	–	13 J	0.0017	16 J	14	3.8	1,400
CW-01M	11/21/24	N	0.71	1	1.2	79	1.1	140	–	–	13	<0.0005	17	13	3.8	1,500
CW-01M	12/13/23	N	0.63	<1	<0.1	81 J	1.2	180	–	–	13 J	<0.0005	18 J	15 J	4.3	1,600
CW-01M	11/29/22	N	<1	<1	<0.1	80	1.8	200	–	–	13 J	0.0011 J	16	11	3.8 J	1,500 J
CW-01M	12/01/21	N	1.2	2.4	<0.1 J	74	0.98	180	–	–	13	0.00092	17	12 J	4.1	1,500
CW-01M	10/08/20	N	0.6	<1	1.3	82	1.2	110	0.17 J	0.099 J	14	<0.0005	17	9.7	4.6	1,500
CW-01M	10/08/20	FD	0.58	<1	1.3	81	1.2	120	0.19 J	0.12 J	14	<0.0005	17	8.9	4.7	1,700
CW-02D	12/11/25	N	0.37	<1	0.51 J	17	1.1	110 J	–	–	6.4 J	<0.0005	19 J	13	4	1,300
CW-02D	12/12/24	N	<1	1.5	2.7	16	1.2	100	–	–	6.5	<0.0005	15	10	3.6	1,200 J
CW-02D	12/13/23	N	1	1.4	<0.1	18 J	1.2	110	–	–	5.2 J	0.0011	14 J	13 J	4.3	1,700
CW-02D	12/02/22	N	0.4	<1	1.4	15 J	1.3	85 J	–	–	5.5 J	<0.0005	14	12 J	4.1	1,700 J

Appendix B
January 2020 to June 2026 Analytical Results
Second Quarter 2026 Quarterly Progress Report
Pacific Gas and Electric Company, Topock Compressor Station, Needles, California

Monitoring Well ID	Sample Date	Sample Type	Hexavalent Chromium (µg/L)	Total Dissolved Chromium (µg/L)	Dissolved Arsenic (µg/L)	Dissolved Barium (µg/L)	Dissolved Boron (mg/L)	Dissolved Calcium (mg/L)	Total Iron (mg/L)	Dissolved Iron (mg/L)	Dissolved Magnesium (mg/L)	Dissolved Manganese (mg/L)	Dissolved Molybdenum (µg/L)	Dissolved Potassium (mg/L)	Dissolved Selenium (µg/L)	Dissolved Sodium (mg/L)
CW-02D	12/06/21	N	0.45	1.4 J	<0.1	17	1 J	100	–	–	5.2 J	0.00089 J	14	14	4.1	1,500
CW-02D	10/07/20	N	0.47	1.3	2.2 J	21	3.7 J	150	<0.02	<0.1	12 J	0.00074	14 J	8.2 J	4.3	1,500
CW-02D	12/13/23	FD	1.1	1.3	<0.1	17 J	1.2	110	–	–	5.2 J	0.00059	15 J	13 J	4.7	1,600
CW-02D	12/06/21	FD	0.45	1.5 J	<0.1	17	0.97 J	95	–	–	4.9 J	0.001 J	14	10	4.3	1,600
CW-02M	12/11/25	N	1	1.2	<0.1	73	1.1	140 J	–	–	11 J	<0.0005	13 J	14	3.6	1,400
CW-02M	12/12/24	N	0.78	1.1	1.7	69	1.1	130	–	–	11	<0.0005	12	9.9	3.5	1,400 J
CW-02M	12/13/23	N	1.1	1.3	<0.1	68 J	1.3	160	–	–	11 J	0.0011	13 J	14 J	3.7	1,700
CW-02M	12/02/22	N	1.1	1.5	0.46	84 J	1.2	120 J	–	–	11 J	0.00054	13	11 J	4.1	1,500 J
CW-02M	12/06/21	N	1.1	2.3 J	<0.1	66	1.1 J	140	–	–	9.8 J	0.00075 J	14	15	3.4	1,500
CW-02M	10/07/20	N	1.1	2.1	2.1 J	63	1.7 J	130	1	<0.1	12 J	0.0019	15 J	6.1 J	4.2	1,500
CW-03D	12/11/25	N	0.41	<1	<0.1	18	1.1	80 J	–	–	6.1 J	<0.0005	17 J	14	3.7	1,500
CW-03D	12/12/24	N	0.21	1.2	1.4	19	1.1	75	–	–	5.9	<0.0005	14	9.5	3.5	1,400 J
CW-03D	12/13/23	N	0.34	<1	<0.1	20 J	1.2	83	–	–	5.2 J	0.0033	14 J	13 J	4.4	1,700
CW-03D	12/02/22	N	0.6	<1	<0.1	18 J	1.2	73 J	–	–	6.3 J	<0.0005	13	12 J	3.6	1,600 J
CW-03D	12/06/21	N	1.2	2.2 J	<0.1	19	0.89 J	73	–	–	4.6 J	0.0055 J	13	11	3.9	1,500
CW-03D	10/07/20	N	1	2.5	1.8 J	19	2.6 J	79	3.40	0.13 J	7.3 J	0.014	16 J	8.7 J	4.4	1,600
CW-03M	12/11/25	N	1.9	2	<0.1	33	1.2	130 J	–	–	11 J	<0.0005	38 J	13	2.7	1,400
CW-03M	12/12/24	N	1.8	3.1	1.3	33	1.2	140	–	–	11	<0.0005	38	9.5	2.6	1,300 J
CW-03M	12/13/23	N	2.1	2.6	<0.1	37 J	1.4	160	–	–	11 J	<0.0005	39 J	14 J	3.5	1,700
CW-03M	12/02/22	N	2.4	2.5	<0.1	37 J	1.4	140 J	–	–	13 J	<0.0005	33	20 J	2.7	1,500 J
CW-03M	12/06/21	N	2.2	3.6 J	<0.1	34	1.2 J	150	–	–	11 J	0.002 J	37	13	2.5	1,500
CW-03M	10/07/20	N	2.8	6.7	1.5 J	40	3.4 J	170	0.59 J	<0.1	17 J	0.0025 J	33 J	8 J	3.1	1,500
CW-03M	10/07/20	FD	2.8	6	1.5 J	38	2.9 J	150	0.44 J	<0.1	15 J	0.0014 J	34 J	8.1 J	3.1	1,500
CW-04D	12/11/25	N	0.89	2	1.9	19	1.3	110 J	–	–	6.8 J	<0.0005	36 J	12	3.4	1,500
CW-04D	11/21/24	N	0.68	1.5	3.7	21	1.3	100	–	–	6.9	<0.0005	33	12	3.2	1,600
CW-04D	12/13/23	N	0.83	1.1	<0.1	21 J	1.3	130	–	–	7.2 J	0.0011	35 J	12 J	3.8	1,700
CW-04D	12/01/22	N	<1	1	1.5	21 J	1.4	160	–	–	8 J	<0.0005	32 J	13 J	3.4	1,500 J
CW-04D	12/01/21	N	0.3	17	<0.1 J	30	0.99	160	–	–	11	0.095	24	13 J	3.5	1,500
CW-04D	10/02/20	N	0.53	3.9	<0.1	23	1.2	100 J	0.099	0.058 J	11 J	0.0016	21	11	3.6	1,500
CW-04D	12/11/25	FD	0.88	3.2	2	21	1.3	110 J	–	–	6.9 J	0.00055	38 J	13	3.4	1,700
CW-04D	11/21/24	FD	0.65	1.4	3.5	21	1.3	100	–	–	7	<0.0005	33	12	3	1,800
CW-04M	12/11/25	N	1.2	2	<0.1	100	0.95	180 J	–	–	15 J	<0.0005	17 J	15	3.7	1,400
CW-04M	11/21/24	N	0.97	2.8	1.5	110	0.95	170	–	–	14	0.00092	19	13	3.3	1,400
CW-04M	12/13/23	N	1.2	2.7	<0.1	100 J	1	190	–	–	14 J	0.00057	11 J	14 J	4	1,500
CW-04M	12/01/22	N	1.1	1.3	0.68	85 J	1.2	230	–	–	15 J	<0.0005	9.1 J	13 J	3.3	1,400 J
CW-04M	12/01/21	N	1.2	2.1	<0.1 J	98	0.91	210	–	–	14	<0.0005	10	13 J	3.2	1,400
CW-04M	10/02/20	N	1	4.8	<0.1	100	1.2	150 J	0.29	0.06 J	16 J	0.0022	12	13	5.9	1,400
ER-01	05/28/26	N	34	32	–	–	–	--	–	–	–	–	--	–	–	–
ER-01	02/25/26	N	560	570	–	–	–	--	–	–	–	–	--	–	–	–
ER-01	11/21/25	N	51	49	<0.1	–	–	160	–	0.18	13	0.058 J	--	27	–	1,300
ER-01	08/25/25	N	480	510	–	–	–	--	–	–	–	–	--	–	–	–
ER-01	05/27/25	N	240	280	–	–	–	--	–	–	–	–	--	–	–	–
ER-01	02/25/25	N	8.7	8.7	–	–	–	--	–	–	–	–	--	–	–	–
ER-01	11/26/24	N	190	170	–	–	–	--	–	–	–	–	--	–	–	–
ER-01	08/20/24	N	4.4	3.7	–	–	–	--	–	–	–	–	--	–	–	–
ER-01	05/22/24	N	130	140	–	–	–	--	–	–	–	–	--	–	–	–
ER-01	02/21/24	N	430	410	–	–	–	--	–	–	–	–	--	–	–	–
ER-01	11/29/23	N	280	280	–	–	–	--	–	–	–	–	--	–	–	–
ER-01	11/05/22	N	880	990	<0.1	–	–	--	–	–	–	–	--	–	–	–
ER-01	06/02/22	N	1,400	1,400	<0.1	48	1.2	250	0.072	0.031	14	0.07	30	28	3.7	2,100
ER-01	06/01/22	N	1,400	1,300	<0.1	–	–	--	–	–	–	–	--	–	–	–

Appendix B
January 2020 to June 2026 Analytical Results
Second Quarter 2026 Quarterly Progress Report
Pacific Gas and Electric Company, Topock Compressor Station, Needles, California

Monitoring Well ID	Sample Date	Sample Type	Hexavalent Chromium (µg/L)	Total Dissolved Chromium (µg/L)	Dissolved Arsenic (µg/L)	Dissolved Barium (µg/L)	Dissolved Boron (mg/L)	Dissolved Calcium (mg/L)	Total Iron (mg/L)	Dissolved Iron (mg/L)	Dissolved Magnesium (mg/L)	Dissolved Manganese (mg/L)	Dissolved Molybdenum (µg/L)	Dissolved Potassium (mg/L)	Dissolved Selenium (µg/L)	Dissolved Sodium (mg/L)
ER-02	05/28/26	N	<1	5.9	--	--	--	--	--	--	--	--	--	--	--	--
ER-02	02/25/26	N	82	80	--	--	--	--	--	--	--	--	--	--	--	--
ER-02	11/21/25	N	550	580	<0.1	--	--	190	--	0.04	14	0.22 J	--	31	--	2,000
ER-02	08/25/25	N	100	120	--	--	--	--	--	--	--	--	--	--	--	--
ER-02	05/27/25	N	65	120	--	--	--	--	--	--	--	--	--	--	--	--
ER-02	02/25/25	N	590	610	--	--	--	--	--	--	--	--	--	--	--	--
ER-02	11/26/24	N	64	87	--	--	--	--	--	--	--	--	--	--	--	--
ER-02	08/20/24	N	63	81	--	--	--	--	--	--	--	--	--	--	--	--
ER-02	05/22/24	N	<1	5	--	--	--	--	--	--	--	--	--	--	--	--
ER-02	02/21/24	N	280	280	--	--	--	--	--	--	--	--	--	--	--	--
ER-02	11/29/23	N	15	25	--	--	--	--	--	--	--	--	--	--	--	--
ER-02	11/09/22	N	1,100	1,100	0.89	--	--	--	--	--	--	--	--	--	--	--
ER-02	06/28/22	N	1,100	1,300	<0.1	170	1.8	330	0.94	0.044	18	0.13	28	33	1.8	3,500
ER-02	05/28/26	FD	<1	6.2	--	--	--	--	--	--	--	--	--	--	--	--
ER-03	05/28/26	N	<1	<1	--	--	--	--	--	--	--	--	--	--	--	--
ER-03	02/26/26	N	<1	<1	--	--	--	--	--	--	--	--	--	--	--	--
ER-03	11/25/25	N	<1	<1	9.5	--	--	310	--	0.55	3.1	0.54 J	--	53	--	3,900
ER-03	08/25/25	N	<1	<1	--	--	--	--	--	--	--	--	--	--	--	--
ER-03	05/27/25	N	<1	<1	--	--	--	--	--	--	--	--	--	--	--	--
ER-03	02/25/25	N	<1	<1	--	--	--	--	--	--	--	--	--	--	--	--
ER-03	11/19/24	N	<1	<1	7	92	2.5	270	0.33	0.2	2.7	0.81	77	38 J	<0.5	4,000
ER-03	08/20/24	N	<1	<1	<0.1	95	2.3	250	0.16	0.13	2.5	0.76	86	35	<0.5	4,300
ER-03	05/22/24	N	<1	<1	4	120	2.5	300 J	0.19	0.18	3 J	0.85	87	44	<0.5	4,200
ER-03	02/21/24	N	<1	1	<0.1	100	2.9	350	0.12	0.13	2.8	0.78	81	45	<0.5	4,600
ER-03	02/21/24	N	--	--	--	--	--	--	--	--	--	--	--	--	--	--
ER-03	02/21/24	N	--	--	--	--	--	--	--	--	--	--	--	--	--	--
ER-03	02/21/24	N	--	--	--	--	--	--	--	--	--	--	--	--	--	--
ER-03	11/29/23	N	<1	<1	<0.1	140	2.7	320	--	0.068	2.6	1.20	86	40	<0.5	4,200
ER-03	08/09/23	N	<1	<1 J	--	--	--	330	--	0.11	3.3	1.30 J	--	51 J	--	4,400
ER-03	07/19/23	N	<1	<1	--	--	--	240	--	0.081 J	2 J	1.20	--	80 J	--	3,800 J
ER-03	05/23/23	N	<1	<1	4.4	70	2.6	300	0.063	0.067	2.8	0.23	83	37	<0.5	4,200
ER-03	05/22/23	N	<1	<1	--	--	--	--	--	--	--	--	--	--	--	--
ER-03	08/20/24	FD	<1	<1	<0.1	92	2.4	260	0.15	0.14	2.6	0.74	84	35	<0.5	4,100
ER-03	02/21/24	FD	<1	<1	<0.1	130	2.1	250	0.41	0.35	17	0.45	120	36	<0.5	3,300
ER-04	05/28/26	N	<1	<1	--	--	--	--	--	--	--	--	--	--	--	--
ER-04	02/26/26	N	<1	<1	--	--	--	--	--	--	--	--	--	--	--	--
ER-04	11/25/25	N	<1	<1	7.5	--	--	300	--	0.13	3.4	0.39 J	--	73	--	3,600
ER-04	08/25/25	N	<1	<1	--	--	--	--	--	--	--	--	--	--	--	--
ER-04	05/27/25	N	<1	<1	--	--	--	--	--	--	--	--	--	--	--	--
ER-04	02/25/25	N	<1	<1	--	--	--	--	--	--	--	--	--	--	--	--
ER-04	11/19/24	N	<1	<1	7.8	89	2.4	250	0.2	0.15	3	0.54	84	39 J	<0.5	3,800
ER-04	08/19/24	N	<1	<1	<0.1	120	2.3	250	0.24	0.23	3.9	0.75	110	36	<0.5	4,300
ER-04	05/22/24	N	<1	<1	4.9	120	2.5	280 J	0.22	0.19	3.7 J	0.59	95	43	<0.5	4,000
ER-04	02/22/24	N	<1	<1	<0.1	130	2.7	320	0.27	0.28	3.7	0.83	96	40	<0.5	3,600
ER-04	02/22/24	N	--	--	--	--	--	--	--	--	--	--	--	--	--	--
ER-04	02/22/24	N	--	--	--	--	--	--	--	--	--	--	--	--	--	--
ER-04	02/22/24	N	--	--	--	--	--	--	--	--	--	--	--	--	--	--
ER-04	11/29/23	N	<1	<1	<0.1	140	2.7	320	--	0.31	3.7	0.73	100	40	<0.5	4,100
ER-04	08/09/23	N	<1	<1 J	--	--	--	320	--	0.34	4.2	0.73 J	--	51 J	--	3,900
ER-04	07/19/23	N	<1	<1	--	--	--	240	--	0.13 J	3.5 J	0.59	--	92 J	--	3,000 J
ER-04	05/26/23	N	<1	<1	1.3	98	2.3	290	0.47	0.14	4.4	0.52	95	37	<0.5	3,700

Appendix B
January 2020 to June 2026 Analytical Results
Second Quarter 2026 Quarterly Progress Report
Pacific Gas and Electric Company, Topock Compressor Station, Needles, California

Monitoring Well ID	Sample Date	Sample Type	Hexavalent Chromium (µg/L)	Total Dissolved Chromium (µg/L)	Dissolved Arsenic (µg/L)	Dissolved Barium (µg/L)	Dissolved Boron (mg/L)	Dissolved Calcium (mg/L)	Total Iron (mg/L)	Dissolved Iron (mg/L)	Dissolved Magnesium (mg/L)	Dissolved Manganese (mg/L)	Dissolved Molybdenum (µg/L)	Dissolved Potassium (mg/L)	Dissolved Selenium (µg/L)	Dissolved Sodium (mg/L)
ER-04	05/13/23	N	<1	<1	--	--	--	--	--	--	--	--	--	--	--	--
FW-02B	12/08/22	N	<0.2	1.3	--	--	--	--	--	--	--	--	--	--	--	--
FW-02B	11/20/22	N	76	69	0.41	81	0.85	250	0.09	<0.02	55	0.22	2.5	12	5.8	330
FW-02B	11/19/22	N	44	44	0.25	--	--	--	--	--	--	--	--	--	--	--
FW-02B	09/01/22	N	<0.2	--	--	--	--	--	--	--	--	--	--	--	--	--
FW-02B	08/31/22	N	36	39	<0.1	--	--	--	--	--	--	--	--	--	--	--
FW-02B	08/30/22	N	7.8	9	0.21	--	--	--	--	--	--	--	--	--	--	--
FW-02B	08/24/22	N	<0.2	<1	<0.1	--	--	--	--	--	--	--	--	--	--	--
FW-02B	08/24/22	N	<0.2	<1	<0.1	--	--	--	--	--	--	--	--	--	--	--
FW-02B	08/24/22	FD	<0.2	<1	<0.1	--	--	--	--	--	--	--	--	--	--	--
IRZ-09-100	05/20/26	N	13	--	--	--	--	--	0.028	<0.02	--	0.0009	--	--	--	--
IRZ-09-100	03/18/26	N	14	--	--	--	--	--	<0.02	<0.02	--	<0.0005	--	--	--	--
IRZ-09-100	11/12/25	N	15	--	--	--	--	--	<0.02	<0.02	--	0.0097	--	--	--	--
IRZ-09-100	08/14/25	N	15	--	--	--	--	--	<0.02	<0.02	--	<0.0005	--	--	--	--
IRZ-09-100	07/14/25	N	20	--	--	--	--	--	--	0.76	--	<0.0005	--	--	--	--
IRZ-09-100	06/30/25	N	19	--	--	--	--	--	--	0.023	--	<0.0005	--	--	--	--
IRZ-09-100	05/15/25	N	13	--	--	--	--	--	<0.02	<0.02	--	<0.0005	--	--	--	--
IRZ-09-100	02/20/25	N	14	--	--	--	--	--	<0.02	<0.02	--	0.0018	--	--	--	--
IRZ-09-100	11/20/24	N	9.8	12	1.3	57	--	--	<0.02	<0.02	--	0.0011	16	--	0.79	--
IRZ-09-100	07/29/24	N	12	--	--	--	--	--	0.034	<0.02	--	0.0016	--	--	--	--
IRZ-09-100	05/08/24	N	13	--	--	--	--	--	0.29 J	0.027	--	<0.0005	--	--	0.93	--
IRZ-09-100	02/12/24	N	15	--	--	--	--	--	<0.02	<0.02	--	0.0025	--	--	--	--
IRZ-09-100	11/08/23	N	17	16	<0.1 J	63	--	--	<0.02	<0.02	--	0.0016	16	--	0.76	--
IRZ-09-100	08/23/23	N	15	--	--	--	--	--	0.84	0.065	--	0.00093	--	--	--	--
IRZ-09-100	05/09/23	N	14	--	--	--	--	--	0.023	<0.02	--	0.00058	--	--	--	--
IRZ-09-100	03/06/23	N	16	--	--	--	--	--	<0.02	<0.02	--	<0.0005 J	--	--	--	--
IRZ-09-100	02/14/23	N	17	--	--	--	--	--	<0.02	<0.02	--	0.0015	--	--	--	--
IRZ-09-100	01/24/23	N	16	--	--	--	--	--	<0.02	<0.02 J	--	0.002 J	--	--	--	--
IRZ-09-100	11/15/22	N	17	--	--	--	--	--	<0.02	<0.02	--	0.0017	--	--	--	--
IRZ-09-100	10/11/22	N	17	--	--	--	--	--	<0.02	<0.02	--	0.00094 J	--	--	--	--
IRZ-09-100	09/14/22	N	16	--	--	--	--	--	<0.02	<0.02	--	0.0016	--	--	--	--
IRZ-09-100	06/13/22	N	18	--	--	--	--	--	--	0.048 J	--	<0.0005	--	--	--	--
IRZ-09-100	05/18/22	N	15	--	--	--	--	--	0.14 J	<0.02 J	--	<0.0005	--	--	--	--
IRZ-09-100	04/12/22	N	11	--	--	--	--	--	0.34	<0.02	--	0.0018	--	--	--	--
IRZ-09-100	03/10/22	N	6.7	--	--	--	--	--	0.081	0.022	--	0.0016	--	--	--	--
IRZ-09-100	01/25/22	N	19	18	<0.1	75	1	330	<0.02	<0.02	27	0.0027	13	19 J	0.83	1,900 J
IRZ-09-100	09/24/20	N	19	19	<0.1 J	79	1.2	240	<0.02 J	<0.02 J	32	0.011	14	16	1	1,700
IRZ-09-100	09/14/20	N	19	20	--	--	--	--	--	--	--	--	--	--	--	--
IRZ-13D-210	05/20/26	N	87	--	--	--	--	--	<0.02	<0.02	--	0.0017	--	--	--	--
IRZ-13D-210	03/18/26	N	120	--	--	--	--	--	<0.02	<0.02	--	0.002	--	--	--	--
IRZ-13D-210	11/12/25	N	120	--	--	--	--	--	0.14 J	<0.02	--	0.0014	--	--	--	--
IRZ-13D-210	08/14/25	N	86	--	--	--	--	--	<0.02	<0.02	--	0.0028	--	--	--	--
IRZ-13D-210	05/15/25	N	91	--	--	--	--	--	<0.02	<0.02	--	0.0025 J	--	--	--	--
IRZ-13D-210	02/20/25	N	81	--	--	--	--	--	<0.02	<0.02	--	0.0046	--	--	--	--
IRZ-13D-210	11/20/24	N	130	130	2.3	21	--	--	<0.02	<0.02	--	0.0019	32	--	<0.5	--
IRZ-13D-210	07/29/24	N	150	--	--	--	--	--	<0.02	<0.02	--	0.0019	--	--	--	--
IRZ-13D-210	06/11/24	N	140	--	--	--	--	--	<0.02	<0.02	--	0.0018	--	--	--	--
IRZ-13D-210	05/08/24	N	100	--	--	--	--	--	<0.02 J	<0.02	--	0.0036	--	--	--	--
IRZ-13D-210	02/12/24	N	250	--	--	--	--	--	0.038	0.027	--	0.0012	--	--	--	--
IRZ-13D-210	11/08/23	N	230	210	<0.1 J	25	--	--	0.033	0.026	--	0.00064	44	--	<0.5	--
IRZ-13D-210	08/23/23	N	270	--	--	--	--	--	<0.02 J	<0.02	--	<0.0005	--	--	--	--

Appendix B
January 2020 to June 2026 Analytical Results
Second Quarter 2026 Quarterly Progress Report
Pacific Gas and Electric Company, Topock Compressor Station, Needles, California

Monitoring Well ID	Sample Date	Sample Type	Hexavalent Chromium (µg/L)	Total Dissolved Chromium (µg/L)	Dissolved Arsenic (µg/L)	Dissolved Barium (µg/L)	Dissolved Boron (mg/L)	Dissolved Calcium (mg/L)	Total Iron (mg/L)	Dissolved Iron (mg/L)	Dissolved Magnesium (mg/L)	Dissolved Manganese (mg/L)	Dissolved Molybdenum (µg/L)	Dissolved Potassium (mg/L)	Dissolved Selenium (µg/L)	Dissolved Sodium (mg/L)
IRZ-13D-210	07/28/23	N	270	–	–	–	–	--	<0.1	<0.1	–	<0.0005	--	–	–	–
IRZ-13D-210	05/09/23	N	210	–	–	–	–	--	<0.02	<0.02	–	0.0035	--	–	–	–
IRZ-13D-210	03/06/23	N	360	–	–	–	–	--	<0.02	<0.02	–	<0.0005 J	--	–	–	–
IRZ-13D-210	02/14/23	N	350	–	–	–	–	--	<0.02	<0.02	–	<0.0005	--	–	–	–
IRZ-13D-210	01/24/23	N	360	–	–	–	–	--	<0.02	<0.02 J	–	<0.0005 J	--	–	–	–
IRZ-13D-210	12/16/22	N	360	410	–	–	–	430	0.022 J	<0.02	45	<0.0005	--	–	–	–
IRZ-13D-210	12/06/22	N	380	–	–	–	–	--	<0.02	<0.02	–	<0.0005 J	--	–	–	–
IRZ-13D-210	11/15/22	N	410	–	–	–	–	--	0.035	<0.02	–	0.00099	--	–	–	–
IRZ-13D-210	10/11/22	N	410	–	–	–	–	--	<0.02	<0.02	–	<0.0005 J	--	–	–	–
IRZ-13D-210	09/14/22	N	460	–	–	–	–	--	<0.02	<0.02	–	<0.0005	--	–	–	–
IRZ-13D-210	06/13/22	N	500	–	–	–	–	--	–	<0.02 J	–	<0.0005	--	–	–	–
IRZ-13D-210	05/17/22	N	500	–	–	–	–	--	<0.1 J	<0.02 J	–	0.0025	--	–	–	–
IRZ-13D-210	04/12/22	N	410	–	–	–	–	--	0.63	<0.02	–	0.028	--	–	–	–
IRZ-13D-210	03/10/22	N	350	340	<0.1 J	44 J	1.4	450	<0.02	0.059 J	52 J	0.062	34	29 J	0.96	4,200
IRZ-13D-210	09/26/20	N	390	370	1.9 J	42	1.8 J	320 J	<0.1 J	<0.1 J	65 J	0.057	35	29 J	1.1	3,300 J
IRZ-13D-210	08/07/20	N	350	330	–	–	–	--	–	–	–	–	--	–	–	–
IRZ-13D-210	02/12/24	FD	260	–	–	–	–	--	<0.02	<0.02	–	0.00054	--	–	–	–
IRZ-13S-095	05/20/26	N	<0.2	–	–	–	–	--	<0.02	<0.02	–	0.0023	--	–	–	–
IRZ-13S-095	03/18/26	N	<0.2	–	–	–	–	--	<0.02	<0.02	–	0.0017	--	–	–	–
IRZ-13S-095	11/12/25	N	0.44	–	–	–	–	--	0.042 J	<0.02	–	0.0013	--	–	–	–
IRZ-13S-095	08/14/25	N	0.52	–	–	–	–	--	0.069	0.044	–	0.002	--	–	–	–
IRZ-13S-095	05/15/25	N	2.2	–	–	–	–	--	<0.02	<0.02	–	0.0022 J	--	–	–	–
IRZ-13S-095	02/20/25	N	4.6	–	–	–	–	--	0.038	0.033	–	0.0023	--	–	–	–
IRZ-13S-095	11/20/24	N	8.6	11	0.94	87	–	--	<0.02	0.032	–	0.0012	11	–	<0.5	–
IRZ-13S-095	07/29/24	N	7.4	–	–	–	–	--	0.25	<0.02	–	0.005	--	–	–	–
IRZ-13S-095	06/11/24	N	9.2	–	–	–	–	--	<0.02	<0.02	–	0.0028	--	–	–	–
IRZ-13S-095	05/08/24	N	5.5	–	–	–	–	--	0.023 J	<0.02	–	0.0024	--	–	–	–
IRZ-13S-095	02/12/24	N	23	–	–	–	–	--	0.024	<0.02	–	<0.0005	--	–	–	–
IRZ-13S-095	11/08/23	N	29	27	<0.1 J	74	–	--	<0.02	<0.02	–	<0.0005	17	–	0.99	–
IRZ-13S-095	08/23/23	N	34	–	–	–	–	--	<0.02 J	<0.02	–	<0.0005	--	–	–	–
IRZ-13S-095	07/28/23	N	39	–	–	–	–	--	0.12 J	<0.1	–	<0.0005	--	–	–	–
IRZ-13S-095	05/09/23	N	60	–	–	–	–	--	0.18	<0.02	–	0.003	--	–	–	–
IRZ-13S-095	03/06/23	N	38	–	–	–	–	--	<0.02	<0.02	–	<0.0005 J	--	–	–	–
IRZ-13S-095	02/14/23	N	40	–	–	–	–	--	<0.02	<0.02	–	<0.0005	--	–	–	–
IRZ-13S-095	01/24/23	N	39	–	–	–	–	--	0.032	<0.02 J	–	0.0064 J	--	–	–	–
IRZ-13S-095	12/16/22	N	34	34	–	–	–	250 J	1.20 J	<0.02	23	<0.0005	--	–	–	–
IRZ-13S-095	12/06/22	N	35	–	–	–	–	--	<0.02	<0.02	–	<0.0005 J	--	–	–	–
IRZ-13S-095	11/15/22	N	32	–	–	–	–	--	<0.02	<0.02	–	<0.0005	--	–	–	–
IRZ-13S-095	10/11/22	N	29	–	–	–	–	--	<0.02	<0.02	–	<0.0005 J	--	–	–	–
IRZ-13S-095	09/14/22	N	19	–	–	–	–	--	0.021	<0.02	–	<0.0005	--	–	–	–
IRZ-13S-095	06/13/22	N	23	–	–	–	–	--	–	<0.039	–	<0.0005	--	–	–	–
IRZ-13S-095	05/17/22	N	23	–	–	–	–	--	0.054 J	<0.02 J	–	<0.0005	--	–	–	–
IRZ-13S-095	04/12/22	N	6.2	–	–	–	–	--	0.18	<0.02	–	0.0029	--	–	–	–
IRZ-13S-095	03/10/22	N	17	17	<0.1 J	76 J	1.1	430	0.06	<0.02 J	37 J	<0.0005	15	16 J	0.86	2,000
IRZ-13S-095	09/28/20	N	20	21	<0.1	76	0.79 J	220 J	0.053 J	<0.02 J	30 J	0.0031	17	13 J	1.1	1,400 J
IRZ-13S-095	08/18/20	N	24	22	–	–	–	--	–	–	–	–	--	–	–	–
IRZ-15-055	02/22/23	N	27	25	<0.1	43	–	--	–	<0.02	–	0.0023	24	–	<0.5	–
IRZ-15-055	04/12/22	N	960	930	<0.1 J	31	–	--	–	<0.02	–	0.0059	--	–	–	–
IRZ-15-055	12/20/21	N	590	690	<0.1 J	45	1.7	460	0.14 J	0.023	23	0.014	45	38 J	1.5	4,900
IRZ-15-055	06/30/20	N	36	–	–	–	–	--	–	–	–	–	--	–	–	–
IRZ-15-200	02/22/23	N	65	58	<0.1	27	–	--	–	<0.02	–	0.0049	38	–	<0.5	–

Appendix B
January 2020 to June 2026 Analytical Results
Second Quarter 2026 Quarterly Progress Report
Pacific Gas and Electric Company, Topock Compressor Station, Needles, California

Monitoring Well ID	Sample Date	Sample Type	Hexavalent Chromium (µg/L)	Total Dissolved Chromium (µg/L)	Dissolved Arsenic (µg/L)	Dissolved Barium (µg/L)	Dissolved Boron (mg/L)	Dissolved Calcium (mg/L)	Total Iron (mg/L)	Dissolved Iron (mg/L)	Dissolved Magnesium (mg/L)	Dissolved Manganese (mg/L)	Dissolved Molybdenum (µg/L)	Dissolved Potassium (mg/L)	Dissolved Selenium (µg/L)	Dissolved Sodium (mg/L)
IRZ-15-200	04/12/22	N	320	260	<0.1 J	82	–	--	–	<0.02	–	0.0038	--	–	–	–
IRZ-15-200	12/20/21	N	65	77	<0.1 J	52	0.56	180	0.18 J	<0.02	26	0.00097	19	10 J	2.1	600 J
IRZ-15-200	06/30/20	N	800	–	–	–	–	--	–	–	–	–	--	–	–	–
IRZ-21-065	05/20/26	N	<1	<1	<0.1	180	–	--	–	0.05	–	1.20	14	–	<0.5	–
IRZ-21-065	03/18/26	N	<0.2	<1	<0.1	190	–	--	–	<0.02	–	1.40	13 J	–	<0.5	–
IRZ-21-065	11/12/25	N	<0.2	<1	–	–	–	--	–	<0.02	–	0.37	11	–	<0.5	–
IRZ-21-065	08/14/25	N	0.83	1.9	<0.1	66	–	--	–	0.02	–	0.031	17	–	2	–
IRZ-21-065	05/15/25	N	2.7	3.7	<0.1 J	120	–	--	–	<0.021	–	0.35 J	12	–	<0.5	–
IRZ-21-065	02/21/25	N	<1	34	10	44	–	--	–	4.20	–	0.81	33	–	0.76	–
IRZ-21-065	11/20/24	N	1.8	–	–	–	–	--	–	<0.02	–	0.18	--	–	–	–
IRZ-21-065	07/29/24	N	1.5	2	1.2	140	–	--	–	<0.02	–	0.25	12	–	<0.5	–
IRZ-21-065	05/08/24	N	1.1	9.9	<0.1	160	–	--	–	0.023	–	0.15	13	–	<0.5	–
IRZ-21-065	02/12/24	N	0.61	1.2	<0.1	140	–	--	–	<0.02	–	0.32 J	15	–	<0.5	–
IRZ-21-065	11/08/23	N	2.3	–	–	–	–	--	–	<0.02	–	0.18	--	–	–	–
IRZ-21-065	08/15/23	N	1.2	1.3	<0.1	74	–	--	–	<0.02	–	0.12	12	–	<0.5	–
IRZ-21-065	06/16/23	N	5.7	6.8 J	<0.1	50 J	–	--	–	<0.02	–	0.03	15	–	<0.5	–
IRZ-21-065	02/28/23	N	1.6	2.8 J	<0.1	71	–	--	–	<0.02	–	0.066	20 J	–	<0.5	–
IRZ-21-065	04/12/22	N	370	350	<0.1 J	63	–	--	–	<0.02	–	0.053	--	–	–	–
IRZ-21-065	12/20/21	N	270	180	1.3 J	40	0.34	76	4.80 J	<0.02	21	<0.0005	10	7.5 J	3.5	400
IRZ-21-065	02/12/24	FD	0.61	<1	<0.1	150	–	--	–	<0.02	–	0.5 J	15	–	<0.5	–
IRZ-21-065	02/28/23	FD	1.2	1.8 J	<0.1	69	–	--	–	<0.02	–	0.065	19 J	–	<0.5	–
IRZ-21-157	05/20/26	N	1.1	2.9	<0.1	41	–	--	–	0.17	–	0.04	19	–	<0.5	–
IRZ-21-157	03/18/26	N	0.77	2.2	<0.1	45	–	--	–	0.31	–	0.044	21 J	–	<0.5	–
IRZ-21-157	11/12/25	N	1.4	2.7	–	–	–	--	–	0.19 J	–	0.044	18	–	<0.5	–
IRZ-21-157	08/14/25	N	1.8	3.7	<0.1	63	–	--	–	<0.02	–	0.029	17	–	1.7	–
IRZ-21-157	05/15/25	N	0.85	1.6	<0.1 J	40	–	--	–	0.41	–	0.042 J	17	–	<0.5	–
IRZ-21-157	02/21/25	N	<1	48	11	51	–	--	–	7.30	–	1.10	33	–	0.69	–
IRZ-21-157	11/20/24	N	1.6	–	–	–	–	--	–	0.026	–	0.043	--	–	–	–
IRZ-21-157	07/29/24	N	2.2	3.8	1.4	45	–	--	–	0.04	–	0.036	16	–	<0.5	–
IRZ-21-157	05/08/24	N	2.1	2.2	<0.1	45	–	--	–	0.049	–	0.042	13	–	<0.5	–
IRZ-21-157	02/12/24	N	170	2.4	<0.1	50	–	--	–	0.06	–	0.055	15	–	<0.5	–
IRZ-21-157	11/08/23	N	2.8	–	–	–	–	--	–	0.037	–	0.049	--	–	–	–
IRZ-21-157	08/15/23	N	3.1	5.5	<0.1	53	–	--	–	0.067	–	0.051	22	–	<0.5	–
IRZ-21-157	06/16/23	N	5.4	7.7 J	<0.1	45 J	–	--	–	<0.02	–	0.029	16	–	<0.5	–
IRZ-21-157	02/28/23	N	2.8	4.8 J	<0.1	70	–	--	–	<0.02	–	0.061	22 J	–	<0.5	–
IRZ-21-157	04/12/22	N	410	460	<0.1 J	77	–	--	–	<0.02	–	0.16	--	–	–	–
IRZ-21-157	12/20/21	N	2,900	2,900	<0.1 J	230	1.7	640	3.50 J	<0.02	24	0.015	51	32 J	2.4	4,300
IRZ-21-157	08/15/23	FD	3.3	4.2	<0.1	54	–	--	–	<0.02	–	0.046	17	–	<0.5	–
IRZ-23-143	05/20/26	N	230	–	–	–	–	--	0.095	<0.02	–	<0.0005	--	–	–	–
IRZ-23-143	03/18/26	N	270	–	–	–	–	--	<0.02	<0.02	–	<0.0005	--	–	–	–
IRZ-23-143	11/12/25	N	270	–	–	–	–	--	<0.02	<0.02	–	<0.0005	--	–	–	–
IRZ-23-143	08/14/25	N	290	–	–	–	–	--	<0.02	<0.02	–	<0.0005	--	–	–	–
IRZ-23-143	05/15/25	N	330	–	–	–	–	--	0.065 J	0.023	–	<0.0005	--	–	–	–
IRZ-23-143	02/20/25	N	360	–	–	–	–	--	<0.02	<0.02	–	<0.0005	--	–	–	–
IRZ-23-143	11/20/24	N	370	450	2.1	67	–	--	<0.02	<0.02	–	<0.0005	14	–	3.2	–
IRZ-23-143	07/29/24	N	440	–	–	–	–	--	0.029	<0.02	–	<0.0005	--	–	–	–
IRZ-23-143	05/08/24	N	360	–	–	–	–	--	0.028 J	<0.02	–	<0.0005	--	–	–	–
IRZ-23-143	02/12/24	N	520	–	–	–	–	--	<0.02	<0.02	–	<0.0005	--	–	–	–
IRZ-23-143	11/08/23	N	520	480	<0.1 J	71	–	--	<0.02	<0.02	–	<0.0005	15	–	5	–
IRZ-23-143	10/12/23	N	520	–	–	–	–	--	0.02 J	<0.02	–	<0.0005	--	–	–	–
IRZ-23-143	08/23/23	N	510	–	–	–	–	--	<0.02 J	<0.02	–	<0.0005	--	–	–	–

Appendix B
January 2020 to June 2026 Analytical Results
Second Quarter 2026 Quarterly Progress Report
Pacific Gas and Electric Company, Topock Compressor Station, Needles, California

Monitoring Well ID	Sample Date	Sample Type	Hexavalent Chromium (µg/L)	Total Dissolved Chromium (µg/L)	Dissolved Arsenic (µg/L)	Dissolved Barium (µg/L)	Dissolved Boron (mg/L)	Dissolved Calcium (mg/L)	Total Iron (mg/L)	Dissolved Iron (mg/L)	Dissolved Magnesium (mg/L)	Dissolved Manganese (mg/L)	Dissolved Molybdenum (µg/L)	Dissolved Potassium (mg/L)	Dissolved Selenium (µg/L)	Dissolved Sodium (mg/L)
IRZ-23-143	05/09/23	N	570	–	–	–	–	--	0.27	<0.02	–	<0.0005	--	–	–	–
IRZ-23-143	03/06/23	N	640	–	–	–	–	--	0.028	<0.02	–	<0.0005 J	--	–	–	–
IRZ-23-143	02/14/23	N	650	–	–	–	–	--	0.039	<0.02	–	<0.0005	--	–	–	–
IRZ-23-143	01/24/23	N	660	–	–	–	–	--	0.68	<0.02 J	–	<0.0005 J	--	–	–	–
IRZ-23-143	12/16/22	N	640	620	–	–	–	320	1.20 J	<0.02	41	<0.0005	--	–	–	–
IRZ-23-143	12/06/22	N	650	–	–	–	–	--	0.22	<0.02	–	<0.0005 J	--	–	–	–
IRZ-23-143	11/15/22	N	660	–	–	–	–	--	0.044	0.025	–	<0.0005	--	–	–	–
IRZ-23-143	10/11/22	N	650	–	–	–	–	--	0.11	<0.02	–	<0.0005 J	--	–	–	–
IRZ-23-143	09/14/22	N	670	–	–	–	–	--	<0.02	<0.02	–	<0.0005	--	–	–	–
IRZ-23-143	06/13/22	N	660	–	–	–	–	--	–	<0.02 J	–	<0.0005	--	–	–	–
IRZ-23-143	05/17/22	N	650	–	–	–	–	--	<0.02 J	<0.02 J	–	<0.0005	--	–	–	–
IRZ-23-143	04/12/22	N	710	–	–	–	–	--	0.13	<0.02	–	<0.0005	--	–	–	–
IRZ-23-143	03/10/22	N	900	–	–	–	–	--	0.11	<0.02	–	<0.0005	--	–	–	–
IRZ-23-143	02/21/22	N	880	–	–	–	–	--	<0.02	<0.02	–	<0.0005	--	–	–	–
IRZ-23-143	01/25/22	N	780	–	–	–	–	--	0.13	<0.02	–	<0.0005	--	–	–	–
IRZ-23-143	12/21/21	N	150	150	0.92 J	51	0.63 J	170	0.69	0.091 J	26 J	<0.0005	6.7	9.9 J	4.1	580
IRZ-25-100	05/20/26	N	880	1,100	<0.1	68	–	--	–	<0.03	–	0.0021	11	–	3.4	–
IRZ-25-100	03/18/26	N	1,000	910	<0.1	72	–	--	–	0.032	–	0.0025	20 J	–	3.2	–
IRZ-25-100	11/12/25	N	650	660	–	–	–	--	–	<0.02	–	0.0056	11	–	2.5	–
IRZ-25-100	08/14/25	N	510	570	<0.1	89	–	--	–	0.041	–	0.0035	8.8	–	1.7	–
IRZ-25-100	05/15/25	N	410	440	<0.1 J	90	–	--	–	0.049	–	0.0027 J	6.4	–	1.4	–
IRZ-25-100	02/21/25	N	220	240	<0.1	120	–	--	–	0.1	–	0.0037	6.2	–	0.67	–
IRZ-25-100	11/20/24	N	270	–	–	–	–	--	–	0.14	–	0.0079	--	–	–	–
IRZ-25-100	07/29/24	N	490	510	0.82	120	–	--	–	0.051	–	0.0043	8.9	–	1.7	–
IRZ-25-100	05/08/24	N	370	280	<0.1	120	–	--	–	0.16	–	0.0073	7.7	–	1.2	–
IRZ-25-100	02/12/24	N	130	130	<0.1	140	–	--	–	0.33 J	–	0.026 J	9.1	–	0.62	–
IRZ-25-100	11/08/23	N	180	–	–	–	–	--	–	0.11	–	0.0035	--	–	–	–
IRZ-25-100	08/15/23	N	240	290	<0.1	150	–	--	–	0.038	–	0.0071	9.1	–	0.79	–
IRZ-25-100	06/16/23	N	610	710 J	<0.1	120 J	–	--	–	0.03	–	0.0041	12	–	2.7	–
IRZ-25-100	02/28/23	N	450	570 J	<0.1	210	–	--	–	0.024 J	–	<0.0005	7.3 J	–	1.6	–
IRZ-25-100	04/12/22	N	2,600	2,500	0.85 J	25	–	--	–	<0.02	–	0.013	--	–	–	–
IRZ-25-100	12/20/21	N	2,000	2,000	0.91 J	30	0.53	110	1.70 J	<0.02	19	0.00055	16	7.8 J	8.6	380
IRZ-25-100	02/12/24	FD	110	130	<0.1	140	–	--	–	0.21 J	–	0.019 J	9.4	–	0.63	–
IRZ-25-100	02/28/23	FD	400	380 J	<0.1	190	–	--	–	<0.02	–	<0.0005	6.9 J	–	1.2	–
IRZ-25-166	05/20/26	N	13	24	<0.1	120	–	--	–	0.057	–	0.002	2.5	–	<0.5	–
IRZ-25-166	03/18/26	N	13	15	<0.1	120	–	--	–	<0.02	–	0.0026	4.5 J	–	<0.5	–
IRZ-25-166	11/12/25	N	7.8	12	–	–	–	--	–	<0.02	–	0.003	3.4	–	<0.5	–
IRZ-25-166	08/14/25	N	0.37	5	<0.1	120	–	--	–	0.064	–	0.0042	4.3	–	<0.5	–
IRZ-25-166	05/15/25	N	17	16	<0.1 J	96	–	--	–	<0.02	–	0.0059 J	3.5	–	<0.5	–
IRZ-25-166	02/21/25	N	1.2	2.6	<0.1	130	–	--	–	0.13	–	0.011	3.1	–	<0.5	–
IRZ-25-166	11/20/24	N	0.8	–	–	–	–	--	–	0.044	–	0.0066	--	–	–	–
IRZ-25-166	07/29/24	N	23	26	0.74	150	–	--	–	<0.02	–	0.006	2.7	–	<0.5	–
IRZ-25-166	05/08/24	N	470	250	<0.1	160	–	--	–	0.028	–	0.0091	4.5	–	0.94	–
IRZ-25-166	02/12/24	N	2.3	190	<0.1	150	–	--	–	0.034	–	0.0082	4.3	–	0.81	–
IRZ-25-166	11/08/23	N	130	–	–	–	–	--	–	0.037	–	0.0099	--	–	–	–
IRZ-25-166	08/15/23	N	180	210	<0.1	210	–	--	–	0.037	–	0.058	7.8	–	1.1	–
IRZ-25-166	06/16/23	N	120	120 J	<0.1	210 J	–	--	–	<0.02	–	<0.0005	4.5	–	0.57	–
IRZ-25-166	02/28/23	N	430	420 J	<0.1	170	–	--	–	0.043 J	–	<0.0005	7.6 J	–	1.5	–
IRZ-25-166	04/12/22	N	1,400	1,300	<0.1 J	39	–	--	–	<0.02	–	0.0062	--	–	–	–
IRZ-25-166	12/20/21	N	3,700	810	<0.1 J	41	0.9	160	0.25 J	<0.02	17	0.018	17	15 J	7.2	420 J
IRZ-25-166	08/15/23	FD	220	230	<0.1	250	–	--	–	<0.02	–	0.039	6	–	0.91	–

Appendix B
January 2020 to June 2026 Analytical Results
Second Quarter 2026 Quarterly Progress Report
Pacific Gas and Electric Company, Topock Compressor Station, Needles, California

Monitoring Well ID	Sample Date	Sample Type	Hexavalent Chromium (µg/L)	Total Dissolved Chromium (µg/L)	Dissolved Arsenic (µg/L)	Dissolved Barium (µg/L)	Dissolved Boron (mg/L)	Dissolved Calcium (mg/L)	Total Iron (mg/L)	Dissolved Iron (mg/L)	Dissolved Magnesium (mg/L)	Dissolved Manganese (mg/L)	Dissolved Molybdenum (µg/L)	Dissolved Potassium (mg/L)	Dissolved Selenium (µg/L)	Dissolved Sodium (mg/L)
IRZ-33-077	01/04/22	N	2.200	2.200	1.2	35	0.94 J	140	0.96	<0.02	26 J	<0.0005	91	11 J	62	940
Marina-1	05/19/26	N	<0.5 J	<10	12.4	88.4	3.26	--	--	1.30	--	0.0194	98.2	--	<10	--
Marina-1	02/19/26	N	<0.1	2.39	5.65	76.1	3.91	--	--	0.204	--	0.00585	111	--	<2	--
Marina-1	11/18/25	N	<0.1	<20	<20	88.4	3.63	--	--	<1	--	<0.05	103	--	<20	--
Marina-1	08/19/25	N	<0.1	<2	<10	66.4	2.09	--	--	<0.1	--	0.00842	54	--	<2	--
Marina-1	05/13/25	N	<0.1	<20	3.04	77.3	3.89	--	--	<1	--	0.0249	94.2	--	<20	--
Marina-1	02/18/25	N	<0.1	0.972	7.41	67.7	1.93	--	--	0.0246	--	0.0708	50.5	--	0.546	--
Marina-1	11/19/24	N	0.684 J	<10	<10	77.7	4.33	--	--	<1	--	<0.1 J	101	--	<10	--
Marina-1	08/13/24	N	<0.2	<10	<10	74.4	2.49	261	--	<1	15.60	<0.1 J	49.2 J	38.10	<10	3,650
Marina-1	05/21/24	N	4.21	<10	<10	74.3	2.08	250	--	<1	15.30	<0.1	48.9	36.90	<10	3,500
Marina-1	03/13/24	N	<0.2	<5	6.38	59.5	1.76	205	--	<0.5	12.30	<0.05	47.5	33.50	<5	3,060
Marina-1	09/14/23	N	1.04	<10	<10	108	4.76	493	--	<1	17.4	<0.1	81.7	67	<10	7,590
Marina-1	05/17/22	N	3.73	<10	<10	63.2	1.63	209	--	<1	10.6	<0.1	41.8	32	<10	3,120
Marina-1	03/10/22	N	2.08	<10	<10	74.1	2.64	313	--	<1	8.92	<0.1	66.7	49.6	<10	5,280
Marina-1	09/20/21	N	1.28	<10	<10	80.7	2.87	338	--	<1	10.4	R	61.4	51.3	<10	5,360
Marina-1	08/13/24	FD	<0.2	<10	<10	73.7	2.42	265	--	<1	15.10	<0.1 J	50.8 J	39.20	<10	3,830
Marina-1	03/10/22	FD	1.99	<10	<10	73.9	2.59	316	--	<1	8.92	<0.1	67.5	50.3	<10	5,260
MTS-1	05/19/26	N	<0.5 J	<2	8.59	84.3	0.813	--	--	<0.1	--	0.00402	19.7	--	0.642	--
MTS-1	02/17/26	N	0.655	<2	8.98	80.3	0.883	--	--	<0.1	--	0.0113	20.1	--	<2	--
MTS-1	11/18/25	N	<0.1	<2	11.7	67.8	0.735	--	--	<0.1	--	0.00641	18.1	--	<2	--
MTS-1	08/20/25	N	2.44	3.33	11.6	111	1.08	--	--	<0.1	--	0.00623	23.4	--	<2	--
MTS-1	05/13/25	N	<0.1	<2	11.1	103	0.95	--	--	<0.1	--	0.0064	19.6	--	0.618	--
MTS-1	02/18/25	N	0.182	1.75	8.23	85	0.805	--	--	0.0334	--	0.00314	18.4	--	0.574	--
MTS-1	11/13/24	N	0.407	<10	<10	80.9	0.719	--	--	<1	--	<0.1 J	<20	--	<10	--
MTS-1	08/13/24	N	<0.2	<10	<10	87.3	0.802	91.90	--	<1	4.19	<0.1 J	<20	7.71	<10	393
MTS-1	05/14/24	N	<0.2	<10	<10	77.2	0.83	39.20	--	<1	1.71	<0.1	<20	9.82	<10	723
MTS-1	02/14/24	N	<0.2	<5	12.5	73.2	0.765	94.50	--	<0.5	3.14	<0.05	18.6	8.14	<5	498
MTS-1	11/14/23	N	2.51	<5	14.7	85.1	0.855	105	--	<0.5	3.76	<0.05	19.5	8.09	<5	418
MTS-1	08/15/23	N	2.48	<5	13.5	87.7	0.784	102	--	<0.5	3.45	<0.05	19.4	8.78	<5	505
MTS-1	05/19/23	N	0.858	<5	11	77.4	0.751	79.6	--	<0.5	4.41	<0.05	15.9	7.87 J	<5	372
MTS-1	02/14/23	N	6.1	7.9	16.3	92.1	0.766	93.1	--	<0.1	3.33	<0.01	19.2	7.49	<1	378
MTS-1	12/13/22	N	6.45	8.28	13.7	80.3 J	--	67.4	--	<0.5	4.08	<0.05	14.4	6.82	<5	316
MTS-1	08/16/22	N	5.69	7.21	16.3	86.9	0.801	101	--	<0.1	3.28	<0.01	18.2	7.71	<1	439
MTS-1	05/17/22	N	0.687	<10	13	88.8	0.728	92.8	--	<1	3.16	<0.1	<20	8.13	<10	434
MTS-1	02/16/22	N	<1	<1	20.7	65.8	0.667	91	--	<0.1	2.84	<0.01	16.2	8.49	<1	602
MTS-1	11/15/21	N	<0.2	<1	23.9	28.1	0.487	11.2	--	<0.1	0.358	<0.01	14.3	6.38	<1	352
MTS-1	09/22/21	N	2.02	3.32	15.3	82.6	0.996	87.8	--	<0.1	2.84	<0.01	19.5	7.94	<1	404
MTS-1	02/18/25	FD	0.182	1.83	8.15	83.6	0.761	--	--	<0.1	--	0.00278	18.3	--	0.644	--
MTS-1	11/13/24	FD	0.341	<10	<10	78.5	0.719	--	--	<1	--	<0.1 J	<20	--	<10	--
MTS-1	12/13/22	FD	6.46	8.22	14.1	81.3 J	--	68.6	--	<0.5	4.14	<0.05	14.5	6.91	<5	319
MTS-2	05/19/26	N	11.7 J	12.3	17.5	91.4	0.795	--	--	<0.1	--	0.000828	19.9	--	0.709	--
MTS-2	02/17/26	N	10.8	12.5	17.7	91.2	0.854	--	--	<0.1	--	<0.005	20.3	--	<2	--
MTS-2	11/18/25	N	11.1	12.2	18.6	88.9	0.779	--	--	<0.1	--	<0.005	20.6	--	<2	--
MTS-2	08/20/25	N	10.1	10.9	--	93.9	0.83	--	--	<0.1	--	<0.005	20.2	--	<2	--
MTS-2	05/13/25	N	8.06	7.96	17.4	94.6	0.833	--	--	0.216	--	0.0024	19.8	--	0.624	--
MTS-2	02/18/25	N	8.4	9.26	16.6	70.5	0.796	--	--	<0.1	--	<0.005	19.7	--	0.626	--
MTS-2	11/13/24	N	8.27	10.2	15.8	81.5	0.861	--	--	<1	--	<0.1 J	<20	--	<10	--
MTS-2	08/13/24	N	11.1	<10	17.6	92.5	0.874	117	--	<1	4.15	<0.1 J	<20	8.28	<10	414
MTS-2	05/14/24	N	11.2	14	21.4	92.9	0.9	108	--	<1	4.10	<0.1	20.5	8.45	<10	425
MTS-2	02/14/24	N	9.78	12.1	18.1	88.9	0.802	107	--	<0.5	3.60	<0.05	19.2	7.98	<5	452
MTS-2	11/14/23	N	10.3	12.3	18.9	91.9	0.851	107	--	<0.5	3.73	<0.05	19.6	8.22	<5	420

Appendix B
January 2020 to June 2026 Analytical Results
Second Quarter 2026 Quarterly Progress Report
Pacific Gas and Electric Company, Topock Compressor Station, Needles, California

Monitoring Well ID	Sample Date	Sample Type	Hexavalent Chromium (µg/L)	Total Dissolved Chromium (µg/L)	Dissolved Arsenic (µg/L)	Dissolved Barium (µg/L)	Dissolved Boron (mg/L)	Dissolved Calcium (mg/L)	Total Iron (mg/L)	Dissolved Iron (mg/L)	Dissolved Magnesium (mg/L)	Dissolved Manganese (mg/L)	Dissolved Molybdenum (µg/L)	Dissolved Potassium (mg/L)	Dissolved Selenium (µg/L)	Dissolved Sodium (mg/L)
MTS-2	08/15/23	N	9.99	11.3	17.1	92.3	0.789	103	–	<0.5	3.62	<0.05	19	8.04	<5	404
MTS-2	05/19/23	N	11.2	12.2	19	93.2	0.871	103	–	<0.5	3.69	<0.05	20.2	8.2 J	<5	401
MTS-2	02/14/23	N	10.7	12.2	17.8	86.8	0.788	95.7	–	<0.1	3.33	<0.01	19.2	7.5	<1	385
MTS-2	12/13/22	N	11.1	12.6	17.5	88.4 J	–	95	–	<0.5	3.18	<0.05	18.4	7.83	<5	404
MTS-2	08/16/22	N	7.88	9.41	16.5	88.8	0.811	102	–	<0.1	3.34	<0.01	18.6	7.71	<1	413
MTS-2	05/17/22	N	9.87	11	17.1	88.9	0.744	94.3	–	<1	3.22	<0.1	<20	7.77	<10	386
MTS-2	02/16/22	N	5.54	8.37	16.6	89.7	0.804	91.9	–	0.178	3.17	0.0218	19.6	7.6	<1	393
MTS-2	11/15/21	N	5.43	7.3	17.3	82.6	0.756	85.6	–	<0.1	3.07	<0.01	17.9	7.68	<1	370
MTS-2	09/22/21	N	8.5	10.3	18.1	84.4	0.972	88	–	<0.1	2.82	<0.01	19.1	7.87	<1	400
MTS-2	11/14/23	FD	10.5	12.1	18.3	90.8	0.85	104	–	<0.5	3.69	<0.05	19.7	8.14	<5	410
MW-09	06/17/26	N	18	19	–	–	–	130	–	–	34	–	8.9	14 J	3.6	430
MW-09	02/24/26	N	36	34	–	–	–	160 J	–	–	43 J	–	2.5	14	2.9	500
MW-09	12/18/25	N	56	53	1.2	–	–	150 J	–	–	40 J	<0.0005	2.6	14 J	2.7	490
MW-09	08/27/25	N	30	30	–	–	–	150	–	–	39	–	4.7	11	3.1	470
MW-09	05/22/25	N	7.7	8.4 J	–	–	–	120 J	–	–	33 J	–	7.9	12 J	3.2	390
MW-09	02/27/25	N	28	25	1.7	–	–	--	–	–	–	0.0076	3	–	3.4	–
MW-09	10/10/24	N	39	41	2.4	–	–	--	–	–	–	0.0016	4	–	3.9	–
MW-09	05/21/24	N	1.6	1.7	–	–	–	--	–	–	–	–	11	–	3.5	–
MW-09	06/01/23	N	0.54	<1	–	–	–	--	–	–	–	–	15	–	1.8	–
MW-09	02/20/23	N	<0.2	<1	–	–	–	--	–	–	–	–	--	–	–	–
MW-09	12/01/22	N	0.23	<1	17	–	–	--	–	–	–	2.50 J	23 J	–	<0.5	–
MW-09	06/08/22	N	0.9	4	–	–	–	--	–	–	–	–	10	–	2.2	–
MW-09	12/08/21	N	170	170	0.38	–	–	--	–	–	–	0.0016 J	6.2	–	6.2	–
MW-09	05/19/21	N	120	110	0.86	–	–	--	–	–	–	<0.0005	3.9	–	5.2	–
MW-09	02/24/21	N	120	120	–	–	–	--	–	–	–	–	4.7	–	5.8	–
MW-09	12/01/20	N	120	120	1.8	–	1 J	100 J	–	<0.02	36 J	0.0017	4.4	–	5.3	450 J
MW-09	04/24/20	N	130	130	1.1	–	–	--	–	–	–	0.0021	6.8	–	5.3	–
MW-09	06/17/26	FD	16	16	–	–	–	140	–	–	37	–	8.6	15 J	3.3	440
MW-09	05/22/25	FD	7.6	8.3 J	–	–	–	120 J	–	–	34 J	–	7.7	12 J	3.3	410
MW-09	12/01/22	FD	<0.2	<1	18	–	–	--	–	–	–	2.60 J	23 J	–	<0.5	–
MW-09	06/08/22	FD	1.1	4.1	–	–	–	--	–	–	–	–	11	–	2.3	–
MW-09	12/08/21	FD	170	180	0.52	–	–	--	–	–	–	0.002 J	6.7	–	6.4	–
MW-10	04/27/26	N	1,900	2,100	–	–	–	79	–	–	13	–	110	12	4.5	450
MW-10	01/26/26	N	4,700	4,200	–	–	–	48	–	–	7.6	–	170 J	9.8 J	2.9	270
MW-10	12/18/25	N	4,900	4,200	5	–	–	40 J	–	–	6.3 J	<0.0005	160	8.3 J	2.1	260
MW-10	08/27/25	N	3,400	3,800	–	–	–	26	–	–	4.1	–	270	6.4	2.3	340
MW-10	05/22/25	N	980	1,100 J	–	–	–	94 J	–	–	17 J	–	110	12 J	5.2	440
MW-10	11/25/24	N	3,600	4,000	9.5	–	–	--	–	–	–	0.0019	290	–	2.6	–
MW-10	05/22/24	N	2,400	2,600	–	–	–	--	–	–	–	–	160	–	4.1	–
MW-10	11/30/23	N	3,800	3,900	8.4	–	–	--	–	–	–	0.0015	260	–	2.3	–
MW-10	06/01/23	N	3,600	3,900	–	–	–	--	–	–	–	–	240	–	1.9	–
MW-10	02/20/23	N	4,000	3,700	–	–	–	--	–	–	–	–	--	–	–	–
MW-10	11/28/22	N	3,400	3,500 J	8.2	–	–	--	–	–	–	0.027 J	160	–	1.7 J	–
MW-10	06/08/22	N	98	96	–	–	–	--	–	–	–	–	16	–	5.8	–
MW-10	12/08/21	N	69	71	0.93	–	–	--	–	–	–	0.0013 J	15	–	6.1	–
MW-10	09/22/21	N	120	140 J	1.6 J	–	–	150 J	–	–	23 J	<0.0005	17 J	11	7.3	500
MW-10	05/05/21	N	130	130 J	1.5	–	–	160	–	–	–	0.00057	17	13 J	6.3	420
MW-10	02/24/21	N	110	120	–	–	–	--	–	–	–	–	16	–	6.5	–
MW-10	11/30/20	N	120	120	2.2	51	1 J	120 J	–	0.029 J	26 J	0.0071	21	–	6	280 J
MW-10	04/23/20	N	150	150	–	–	–	--	–	–	–	–	19	–	6.1	–
MW-10	06/08/22	FD	99	95	–	–	–	--	–	–	–	–	16	–	6.1	–

Appendix B
January 2020 to June 2026 Analytical Results
Second Quarter 2026 Quarterly Progress Report
Pacific Gas and Electric Company, Topock Compressor Station, Needles, California

Monitoring Well ID	Sample Date	Sample Type	Hexavalent Chromium (µg/L)	Total Dissolved Chromium (µg/L)	Dissolved Arsenic (µg/L)	Dissolved Barium (µg/L)	Dissolved Boron (mg/L)	Dissolved Calcium (mg/L)	Total Iron (mg/L)	Dissolved Iron (mg/L)	Dissolved Magnesium (mg/L)	Dissolved Manganese (mg/L)	Dissolved Molybdenum (µg/L)	Dissolved Potassium (mg/L)	Dissolved Selenium (µg/L)	Dissolved Sodium (mg/L)
MW-10	12/08/21	FD	67	72	0.92	–	–	--	–	–	–	0.0011 J	15	–	6.2	–
MW-10	11/30/20	FD	120	120	2.2	50	1 J	120 J	–	0.026 J	26 J	0.0067	20	–	5.3	300 J
MW-10D	04/27/26	N	250	300	–	–	–	--	–	–	–	–	2.1	–	5.9	–
MW-10D	12/18/25	N	250	220	0.84	–	–	--	–	–	–	0.00076	1.4	–	5	–
MW-10D	05/22/25	N	250	280	–	–	–	--	–	–	–	–	1.9	–	5.8	–
MW-10D	11/25/24	N	210	240	0.79	–	–	--	–	–	–	0.0012	2.3	–	5.4	–
MW-10D	05/22/24	N	310	320	–	–	–	--	–	–	–	–	1.5	–	6.6	–
MW-10D	11/30/23	N	150	150	<0.1	–	–	--	–	–	–	0.0014	3.1	–	5.9	–
MW-10D	06/01/23	N	290	330	–	–	–	--	–	–	–	–	1.1	–	7.5	–
MW-10D	11/28/22	N	230	260 J	0.86	–	–	--	–	–	–	0.00063 J	1.2	–	6.6 J	–
MW-10D	06/08/22	N	160	150	–	–	–	--	–	–	–	–	1.5	–	5.7	–
MW-10D	12/08/21	N	88	89	<0.1	–	–	--	–	–	–	<0.0005 J	1.8	–	5.3	–
MW-10D	09/22/21	N	94	120 J	<0.1 J	–	–	120 J	–	–	22 J	<0.0005	1.4 J	12	6.6	520
MW-10D	08/24/21	N	240	270	<0.1	43	1.1	130	0.053 J	<0.02 J	28	<0.0005 J	1.4	18 J	6.6	630
MW-10D	05/19/21	N	400	390	<0.1	45	1.1	160	<0.02 J	<0.02	32 J	<0.0005	1.4	16 J	7.3	590
MW-10D	05/05/21	N	400	370 J	<0.1	–	–	200	–	–	–	<0.0005	1.6	16 J	6.9	630
MW-10D	02/24/21	N	380	380	<0.1	49 J	1.4	170	0.25 J	<0.02	41	<0.0005	1.4	16 J	7.1	800 J
MW-10D	12/10/20	N	420	390	0.21	46	1.1	140 J	0.18 J	0.046 J	39	<0.0005	1.4	15	7.7	580
MW-10D	08/19/20	N	410	380	<0.1	40	1.3	130 J	0.089	0.065 J	35	0.018	1.9	14	8	640
MW-10D	05/28/20	N	380	390	0.52	53	1.3	150	0.24	0.022	37	0.0024	2.3	14 J	7.9	710
MW-10D	02/24/20	N	370	370	0.43	54	1.3	160	0.022 J	<0.02	31	<0.0005	1.8	14 J	7.6	620
MW-11	04/27/26	N	780	960	–	–	–	--	–	–	–	–	--	–	–	–
MW-11	12/18/25	N	1,000	960	0.89	–	–	--	–	–	–	<0.0005	--	–	–	–
MW-11	05/22/25	N	1,800	2,200	–	–	–	--	–	–	–	–	--	–	–	–
MW-11	11/25/24	N	1,700	1,900	1.3	–	–	--	–	–	–	0.00089	--	–	–	–
MW-11	05/22/24	N	97	100	–	–	–	--	–	–	–	–	--	–	–	–
MW-11	11/30/23	N	980	970	1.2	–	–	--	–	–	–	0.00084	--	–	–	–
MW-11	06/01/23	N	2,100	2,200	–	–	–	--	–	–	–	–	--	–	–	–
MW-11	03/13/23	N	74	74	–	–	–	--	–	–	–	–	--	–	–	–
MW-11	02/20/23	N	230	280	–	–	–	--	–	–	–	–	--	–	–	–
MW-11	11/30/22	N	710	720 J	1.4	–	–	--	–	–	–	0.00086	--	–	–	–
MW-11	06/08/22	N	45	44	–	–	–	--	–	–	–	–	--	–	–	–
MW-11	12/09/21	N	170	180	0.48 J	–	–	--	–	–	–	0.00077	--	–	–	–
MW-11	05/19/21	N	38	37	0.42	–	–	--	–	–	–	<0.0005	5.7	–	4.1	–
MW-11	12/10/20	N	33	33	1.4	–	0.68	120	–	0.1 J	26	0.0006	5.1 J	–	4	270
MW-11	04/23/20	N	43	43	0.9	–	–	--	–	–	–	0.0013	5.8	–	4	–
MW-11	05/22/24	FD	100	100	–	–	–	--	–	–	–	–	--	–	–	–
MW-11	06/01/23	FD	2,100	2,400	–	–	–	--	–	–	–	–	--	–	–	–
MW-11	02/20/23	FD	220	250	–	–	–	--	–	–	–	–	--	–	–	–
MW-11D	06/17/26	N	310	310	–	–	–	--	–	–	–	–	--	–	–	–
MW-11D	12/18/25	N	560	520	<0.1	–	–	--	–	–	–	0.0028	--	–	–	–
MW-11D	05/22/25	N	310	350	–	–	–	--	–	–	–	–	--	–	–	–
MW-11D	11/25/24	N	430	410	0.83	–	–	--	–	–	–	0.0049	--	–	–	–
MW-11D	05/22/24	N	270	290	–	–	–	--	–	–	–	–	--	–	–	–
MW-11D	11/30/23	N	400	390	<0.1	–	–	--	–	–	–	0.00097	--	–	–	–
MW-11D	06/01/23	N	350	400	–	–	–	--	–	–	–	–	--	–	–	–
MW-11D	11/30/22	N	160	150 J	0.35	–	–	--	–	–	–	<0.0005	--	–	–	–
MW-11D	06/08/22	N	220	230	–	–	–	--	–	–	–	–	--	–	–	–
MW-11D	12/09/21	N	150	150	<0.1 J	–	–	--	–	–	–	<0.0005	--	–	–	–
MW-11D	08/24/21	N	300	330	<0.1	63	0.88	350	0.023 J	<0.02 J	64	<0.0005 J	4.1	23 J	4.1	820
MW-11D	05/19/21	N	510	490	<0.1	50	1.3	330	0.042 J	0.024	53 J	<0.0005	5.9	20 J	5.3	830

Appendix B
January 2020 to June 2026 Analytical Results
Second Quarter 2026 Quarterly Progress Report
Pacific Gas and Electric Company, Topock Compressor Station, Needles, California

Monitoring Well ID	Sample Date	Sample Type	Hexavalent Chromium (µg/L)	Total Dissolved Chromium (µg/L)	Dissolved Arsenic (µg/L)	Dissolved Barium (µg/L)	Dissolved Boron (mg/L)	Dissolved Calcium (mg/L)	Total Iron (mg/L)	Dissolved Iron (mg/L)	Dissolved Magnesium (mg/L)	Dissolved Manganese (mg/L)	Dissolved Molybdenum (µg/L)	Dissolved Potassium (mg/L)	Dissolved Selenium (µg/L)	Dissolved Sodium (mg/L)
MW-11D	02/24/21	N	490	510	<0.1	55 J	1.6	400	0.055 J	<0.02	66	<0.0005	4.9	21 J	4.7	770 J
MW-11D	12/10/20	N	530	520	<0.1	49	1.3	300 J	0.23 J	<0.02 J	62	<0.0005	4.6	20	5	680
MW-11D	08/26/20	N	480	460	<0.1	53	1.4 J	260	0.15 J	<0.02	64 J	0.0021	6.1	19 J	5.2	830 J
MW-11D	05/28/20	N	340	340	<0.1	54	1.5	340	0.26	0.037	62	0.0058	7.2	19 J	4.6	750
MW-11D	02/24/20	N	390	370	<0.1	54	1.5	320	0.15 J	0.11 J	52	0.012	6.2	18 J	4.8	730
MW-11D	01/29/20	N	390	380	<0.1	59	1.7	400	0.16	0.036	73 J	0.049	6.6	18	5	800
MW-12	05/21/26	N	200	220	--	--	--	--	--	--	--	--	3	--	1.5	--
MW-12	12/16/25	N	260	250	11	--	--	--	--	--	--	<0.0005	3.3	--	1.5	--
MW-12	05/29/25	N	360	380	--	--	--	--	--	--	--	--	6.6	--	1.3	--
MW-12	12/02/24	N	600	630	23	--	--	--	--	--	--	<0.0005	9.6	--	1.6	--
MW-12	05/21/24	N	400	420	--	--	--	--	--	--	--	--	10	--	1.3	--
MW-12	11/30/23	N	1,400	1,500	26	--	--	--	--	--	--	0.0012	13	--	6.2	--
MW-12	05/31/23	N	1,000	1,200 J	--	--	--	--	--	--	--	--	40	--	8.2	--
MW-12	11/30/22	N	2,600	2,800	34	--	--	--	--	--	--	<0.0005	15 J	--	12	--
MW-12	06/08/22	N	2,300	2,400	--	--	--	--	--	--	--	--	12	--	15	--
MW-12	12/13/21	N	2,000	2,000	35	--	--	--	--	--	--	0.00064	9.7	--	19	--
MW-12	05/26/21	N	1,300	1,200	--	--	--	--	--	--	--	--	11	--	34	--
MW-12	02/17/21	N	1,400	1,600	--	--	--	--	--	--	--	--	12	--	29	--
MW-12	12/14/20	N	1,600	1,900	45	41	1.2	22 J	--	0.068 J	5.8	0.0022	10	--	28	1,200
MW-12	04/28/20	N	2,700	2,800	45	--	--	--	--	--	--	0.0014	8.8	--	13	--
MW-12	05/21/26	FD	190	240	--	--	--	--	--	--	--	--	3.3	--	1.5	--
MW-12	12/16/25	FD	260	270	12	--	--	--	--	--	--	<0.0005	3.5	--	1.4	--
MW-12	05/29/25	FD	360	370	--	--	--	--	--	--	--	--	6.2	--	1.2	--
MW-12	12/02/24	FD	600	590	24	--	--	--	--	--	--	<0.0005	9.4	--	1.9	--
MW-12	11/30/23	FD	1,400	1,400	25	--	--	--	--	--	--	0.00095	13	--	6	--
MW-12	06/08/22	FD	2,200	2,400	--	--	--	--	--	--	--	--	13	--	16	--
MW-12	12/14/20	FD	1,600	1,900	48	43	1.1	24 J	--	0.12 J	6.4	0.0023	10	--	28	1,400
MW-13	05/28/26	N	5.2	6	--	--	--	--	--	--	--	--	--	--	--	--
MW-13	11/25/25	N	20	23	1.5	--	--	--	--	--	--	0.0051 J	9.9 J	--	4	--
MW-13	05/27/25	N	15	18	--	--	--	--	--	--	--	--	--	--	--	--
MW-13	12/12/24	N	22	23	1.5	--	--	--	--	--	--	0.00074	9.6	--	3.1	--
MW-13	05/21/24	N	15	16	--	--	--	--	--	--	--	--	--	--	--	--
MW-13	12/01/23	N	26	26	0.81 J	--	--	--	--	--	--	<0.0005	9.9	--	3.4	--
MW-13	06/01/23	N	11	12	--	--	--	--	--	--	--	--	--	--	--	--
MW-13	11/30/22	N	26	25 J	1.2	--	--	--	--	--	--	<0.0005	9.3	--	3	--
MW-13	06/16/22	N	22	22	--	--	--	--	--	--	--	--	--	--	--	--
MW-13	12/07/21	N	19	20	0.8 J	--	--	--	--	--	--	0.0051 J	12	--	3	--
MW-13	12/14/20	N	23	24	1.9	--	0.68	120 J	--	0.043 J	21	0.0026	12	--	3.3	340
MW-13	12/07/21	FD	18	20	0.81 J	--	--	--	--	--	--	0.0047 J	11	--	2.8	--
MW-14	05/27/26	N	13	15	--	--	--	--	--	--	--	--	--	--	--	--
MW-14	11/25/25	N	13	13	<0.1	--	--	--	--	--	--	0.00073 J	8.5 J	--	1.9	--
MW-14	05/27/25	N	9.5	10	--	--	--	--	--	--	--	--	--	--	--	--
MW-14	11/21/24	N	12	12	0.61	--	--	--	--	--	--	0.001	8.1	--	1.8	--
MW-14	05/21/24	N	12	13	--	--	--	--	--	--	--	--	--	--	--	--
MW-14	12/01/23	N	12	12	<0.1 J	--	--	--	--	--	--	<0.0005	9.6	--	1.8	--
MW-14	05/31/23	N	15	17 J	--	--	--	--	--	--	--	--	--	--	--	--
MW-14	12/02/22	N	11	12 J	<0.1	--	--	--	--	--	--	<0.0005	8.4	--	1.9	--
MW-14	06/16/22	N	11	11	--	--	--	--	--	--	--	--	--	--	--	--
MW-14	12/07/21	N	12	12	<0.1 J	--	--	--	--	--	--	0.0026 J	13	--	2.1	--
MW-14	05/28/21	N	17	16	0.82	--	--	--	--	--	--	0.0022	12	--	2	--
MW-14	12/10/20	N	13	13	<0.1	190	0.25	160	--	0.067 J	30	0.00097	10	--	2	370

Appendix B
January 2020 to June 2026 Analytical Results
Second Quarter 2026 Quarterly Progress Report
Pacific Gas and Electric Company, Topock Compressor Station, Needles, California

Monitoring Well ID	Sample Date	Sample Type	Hexavalent Chromium (µg/L)	Total Dissolved Chromium (µg/L)	Dissolved Arsenic (µg/L)	Dissolved Barium (µg/L)	Dissolved Boron (mg/L)	Dissolved Calcium (mg/L)	Total Iron (mg/L)	Dissolved Iron (mg/L)	Dissolved Magnesium (mg/L)	Dissolved Manganese (mg/L)	Dissolved Molybdenum (µg/L)	Dissolved Potassium (mg/L)	Dissolved Selenium (µg/L)	Dissolved Sodium (mg/L)
MW-14	06/24/20	N	12	12	0.12	–	–	--	–	–	–	0.00079	10	–	1.8	–
MW-14	12/01/23	FD	11	12	<0.1 J	–	–	--	–	–	–	<0.0005	8.9	–	1.8	–
MW-14	06/24/20	FD	12	12	0.18 J	–	–	--	–	–	–	0.00072	10	–	2	–
MW-15	05/27/26	N	18	20	1.1	70	0.28	160	–	–	42	<0.0005	--	13	–	230
MW-15	02/24/26	N	22	22	1.2	64	0.27	150 J	–	<0.02	43 J	<0.0005	--	13	–	230
MW-15	12/09/25	N	16	16	0.85	66	0.27	130	–	<0.02	34	<0.0005	--	12	–	270
MW-15	08/27/25	N	14	14	1	64	0.29	120	–	<0.02	33	<0.0005	--	9.8	–	270
MW-15	05/13/25	N	22	22	1	68	0.29	180	–	<0.02	48	<0.0005	--	11	–	260
MW-15	02/26/25	N	22	20	0.86	64	0.27	150	–	<0.02	41	<0.0005	--	12 J	–	240 J
MW-15	11/20/24	N	9.4	11	1.4	44	0.29	73	–	<0.02	19	0.00034 J	--	8	–	210
MW-15	09/11/24	N	20	20	1.4	63	0.31	150	–	<0.02	42	0.0046	--	12	–	260
MW-15	05/22/24	N	18	20	1.4	68	0.3	160	–	<0.02	44	<0.0005	--	14 J	–	370
MW-15	02/21/24	N	17	17	0.9	68	0.28	140	–	<0.02	35	<0.0005	--	11	–	240
MW-15	11/28/23	N	14	15	0.77 J	–	–	--	–	–	–	<0.0005 J	--	–	–	–
MW-15	05/25/23	N	12	12	–	–	–	--	–	–	–	–	--	–	–	–
MW-15	02/22/23	N	13	13	0.99	87	0.46	160	–	<0.02	37	<0.0005	--	12	–	330
MW-15	11/29/22	N	12	12 J	1.5	–	–	--	–	–	–	<0.0005 J	--	–	–	–
MW-15	06/14/22	N	12	11 J	–	–	–	--	–	–	–	–	--	–	–	–
MW-15	12/02/21	N	13	13	1.2 J	–	–	--	–	–	–	<0.0005	--	–	–	–
MW-15	12/10/20	N	15	14	–	–	0.2	130	–	0.069 J	36	<0.0005	3.1	–	3.5	220
MW-19	05/26/26	N	270	280	–	–	–	--	–	–	–	–	--	–	–	–
MW-19	12/15/25	N	330	320	0.57	–	–	--	–	–	–	<0.0005	--	–	–	–
MW-19	05/21/25	N	160	160	–	–	–	--	–	–	–	–	--	–	–	–
MW-19	12/03/24	N	380	370	1.1 J	–	–	--	–	–	–	0.001	--	–	–	–
MW-19	05/14/24	N	90	87	–	–	–	--	–	–	–	–	--	–	–	–
MW-19	11/28/23	N	83	84	0.29	–	–	--	–	–	–	0.0031	--	–	–	–
MW-19	05/31/23	N	110	110 J	–	–	–	--	–	–	–	–	--	–	–	–
MW-19	12/02/22	N	29	30 J	0.43	–	–	--	–	–	–	<0.0005	--	–	–	–
MW-19	06/17/22	N	55	54	–	–	–	--	–	–	–	–	--	–	–	–
MW-19	12/13/21	N	43	48	0.3	–	–	--	–	–	–	0.0028	--	–	–	–
MW-19	05/28/21	N	500	500	–	–	–	--	–	–	–	–	--	–	–	–
MW-19	12/07/20	N	94	92 J	–	–	0.62 J	100 J	–	0.022 J	19 J	<0.0005	6.6 J	–	3.2 J	230 J
MW-19	04/27/20	N	32	40	–	–	–	--	–	–	–	–	--	–	–	–
MW-20-070	06/11/26	N	220	–	1.4	110	–	--	–	<0.02	–	0.00075	--	–	–	–
MW-20-070	05/13/26	N	200	200	<0.1	120	–	--	–	<0.02	–	<0.0005	11	–	4	–
MW-20-070	04/14/26	N	180	–	0.23	100	–	--	–	<0.02	–	<0.0005	--	–	–	–
MW-20-070	03/11/26	N	220	–	0.15	88	–	--	–	0.035	–	0.00092	--	–	–	–
MW-20-070	02/10/26	N	260	280 J	0.69	62	–	--	–	<0.02	–	<0.0005	13 J	–	3.8 J	–
MW-20-070	01/13/26	N	280	–	1.4	32	–	--	–	<0.02	–	<0.0005	--	–	–	–
MW-20-070	12/10/25	N	270	–	1.1	39	–	--	–	<0.02	–	<0.0005	--	–	–	–
MW-20-070	11/11/25	N	240	260	1 J	41	–	--	–	<0.02	–	0.0016	15	–	4.2	–
MW-20-070	10/21/25	N	260	–	0.91	41	–	--	–	0.027 J	–	0.0017	--	–	–	–
MW-20-070	09/09/25	N	250	–	1.2	28	–	--	–	<0.02 J	–	<0.0005	--	–	–	–
MW-20-070	08/13/25	N	270	280	1.4	32	–	--	–	<0.02	–	<0.0005	19	–	4.7	–
MW-20-070	07/17/25	N	290	–	1.7	23	–	--	–	<0.02	–	0.00095	--	–	–	–
MW-20-070	06/11/25	N	250	–	1.1	37	–	--	–	<0.02	–	0.0067 J	--	–	–	–
MW-20-070	05/07/25	N	230	270	0.87	50 J	–	--	–	<0.02	–	<0.0005	13	–	3.4	–
MW-20-070	04/08/25	N	250	–	1.2	46 J	–	--	–	<0.02	–	0.0025	--	–	–	–
MW-20-070	03/11/25	N	290	–	1.5	32	–	--	–	<0.02	–	0.0023	--	–	–	–
MW-20-070	02/13/25	N	320	290	1.7	21	–	--	–	<0.02	–	<0.0005	20	–	6.9	–
MW-20-070	01/16/25	N	320	–	2.3	23 J	–	--	–	<0.02	–	0.0012	--	–	–	–

Appendix B
January 2020 to June 2026 Analytical Results
Second Quarter 2026 Quarterly Progress Report
Pacific Gas and Electric Company, Topock Compressor Station, Needles, California

Monitoring Well ID	Sample Date	Sample Type	Hexavalent Chromium (µg/L)	Total Dissolved Chromium (µg/L)	Dissolved Arsenic (µg/L)	Dissolved Barium (µg/L)	Dissolved Boron (mg/L)	Dissolved Calcium (mg/L)	Total Iron (mg/L)	Dissolved Iron (mg/L)	Dissolved Magnesium (mg/L)	Dissolved Manganese (mg/L)	Dissolved Molybdenum (µg/L)	Dissolved Potassium (mg/L)	Dissolved Selenium (µg/L)	Dissolved Sodium (mg/L)
MW-20-070	12/11/24	N	310	--	2.3	20 J	--	--	--	0.031	--	0.0013 J	--	--	--	--
MW-20-070	11/11/24	N	260	310	2.2	23	--	--	--	<0.02	--	0.0058	22	--	6.3	--
MW-20-070	10/08/24	N	280	--	2.2	20	--	--	--	<0.02	--	0.0017	--	--	--	--
MW-20-070	09/12/24	N	290	--	2.3	22	--	--	--	<0.02	--	0.0011	--	--	--	--
MW-20-070	08/08/24	N	310	290	2.1	23	--	--	--	<0.02	--	0.0012	21	--	8.4	--
MW-20-070	07/18/24	N	260	--	1.2	26	--	--	--	0.025 J	--	<0.0005	--	--	--	--
MW-20-070	06/13/24	N	250	--	2.1	38	--	--	--	0.34	--	0.01 J	--	--	--	--
MW-20-070	05/09/24	N	250	270	1 J	33 J	--	--	--	<0.02	--	<0.0005 J	17 J	--	5.5	--
MW-20-070	04/11/24	N	230	--	1.1	34	--	--	--	<0.02	--	<0.0005	--	--	--	--
MW-20-070	03/14/24	N	280	--	1.5	25	--	--	--	0.046	--	0.001	--	--	--	--
MW-20-070	02/09/24	N	440	450	1.3	29	--	--	--	<0.02	--	<0.0005	19	--	8.8	--
MW-20-070	01/11/24	N	520	--	1	31	--	--	--	<0.02	--	0.00089	--	--	--	--
MW-20-070	12/13/23	N	690	--	0.69 J	47 J	--	--	--	0.022	--	<0.0005 J	--	--	--	--
MW-20-070	11/10/23	N	440	420	1.1	33	--	--	--	<0.02	--	<0.0005	27 J	--	14	--
MW-20-070	10/11/23	N	750	--	0.81	42	--	--	--	<0.02	--	<0.0005 J	--	--	--	--
MW-20-070	09/14/23	N	920	--	0.74	46	--	--	--	<0.02	--	<0.0005	--	--	--	--
MW-20-070	08/11/23	N	930	930	0.68	43	--	--	--	<0.02	--	<0.0005	17	--	24	--
MW-20-070	07/20/23	N	510	--	0.97	41	--	--	--	0.03 J	--	<0.0005	--	--	--	--
MW-20-070	06/15/23	N	270	--	1.3	29	--	--	--	0.057	--	0.0029	--	--	--	--
MW-20-070	05/12/23	N	290	290	1.4	26	--	--	--	<0.02 J	--	0.001	20	--	11	--
MW-20-070	04/05/23	N	530	--	1.3	32 J	--	--	--	0.2 J	--	0.0044	--	--	--	--
MW-20-070	03/08/23	N	2,500	--	0.95	53 J	--	--	--	<0.02	--	<0.0005	--	--	--	--
MW-20-070	02/10/23	N	2,000	2,300	0.6	60	--	--	--	<0.02	--	<0.0005	21 J	--	39 J	--
MW-20-070	01/12/23	N	1,700	--	1.9 J	56	--	--	--	<0.02	--	0.00085	--	--	--	--
MW-20-070	12/08/22	N	850	--	1.2	42	--	--	--	<0.02	--	<0.0005	--	--	--	--
MW-20-070	11/09/22	N	1,200	1,200	1.4	42	--	--	--	<0.02	--	<0.0005	18	--	28	--
MW-20-070	10/12/22	N	890	--	0.92	43 J	--	--	--	<0.02	--	<0.0005 J	--	--	--	--
MW-20-070	09/14/22	N	560	--	1.3	32	--	--	--	<0.02	--	<0.0005	--	--	--	--
MW-20-070	08/09/22	N	700	720	<0.1	53 J	--	--	--	<0.02 J	--	<0.0005 J	19 J	--	43	--
MW-20-070	07/13/22	N	1,200	--	0.6	41	--	--	--	0.035 J	--	0.0035	--	--	--	--
MW-20-070	06/13/22	N	610	610 J	0.62 J	35	--	--	--	<0.021	--	<0.0005	19	--	22	--
MW-20-070	05/20/22	N	330	--	1.1 J	29 J	--	--	--	<0.02	--	0.0016	--	--	--	--
MW-20-070	04/14/22	N	320	--	1.4	24	--	--	--	<0.02	--	<0.0005	--	--	--	--
MW-20-070	03/10/22	N	450	420	1.5	26	--	--	--	<0.02	--	<0.0005	20	--	15	--
MW-20-070	02/03/22	N	520	--	2.1 J	32	--	--	--	<0.02 J	--	0.0046	--	--	--	--
MW-20-070	12/15/21	N	570	590	0.9	47	--	--	--	0.037 J	--	<0.0005	18	--	33 J	--
MW-20-070	05/28/21	N	1,700	1,700	--	--	--	--	--	--	--	--	22	--	21	--
MW-20-070	12/04/20	N	1,600 J	1,700	--	--	0.6 J	78	--	0.024 J	22 J	<0.0005	27	5.9	11	280
MW-20-070	04/24/20	N	2,500	2,500	2.2	--	--	--	--	--	--	0.0022	29	--	7.7	--
MW-20-070	11/09/22	FD	1,200	1,300	1.2	39	--	--	--	<0.02	--	<0.0005	17	--	27	--
MW-20-070	08/09/22	FD	690	680	<0.1	50 J	--	--	--	<0.02 J	--	<0.0005 J	18 J	--	41	--
MW-20-070	05/20/22	FD	330	--	0.95 J	26 J	--	--	--	<0.02	--	0.0013	--	--	--	--
MW-20-070	03/10/22	FD	450	450	1.6	26	--	--	--	<0.02	--	<0.0005	21	--	16	--
MW-20-100	06/11/26	N	350	--	4.5	30	--	--	--	<0.02	--	0.0007	--	--	--	--
MW-20-100	05/13/26	N	290	290	3.4	26	--	--	--	<0.02	--	0.001	43	--	2.5	--
MW-20-100	04/14/26	N	390	--	4.8	16	--	--	--	<0.02	--	<0.0005	--	--	--	--
MW-20-100	03/11/26	N	1,100	--	1.4	26	--	--	--	0.03	--	<0.0005	--	--	--	--
MW-20-100	02/10/26	N	1,200	1,300 J	1.3	32	--	--	--	<0.02	--	<0.0005	30 J	--	6.2 J	--
MW-20-100	01/13/26	N	1,400	--	1.3	36	--	--	--	<0.02	--	<0.0005	--	--	--	--
MW-20-100	12/10/25	N	1,500	--	0.75	41	--	--	--	<0.02	--	<0.0005	--	--	--	--
MW-20-100	11/11/25	N	1,200	1,200	1.5 J	29	--	--	--	<0.02	--	<0.0005	28	--	7.3	--

Appendix B
January 2020 to June 2026 Analytical Results
Second Quarter 2026 Quarterly Progress Report
Pacific Gas and Electric Company, Topock Compressor Station, Needles, California

Monitoring Well ID	Sample Date	Sample Type	Hexavalent Chromium (µg/L)	Total Dissolved Chromium (µg/L)	Dissolved Arsenic (µg/L)	Dissolved Barium (µg/L)	Dissolved Boron (mg/L)	Dissolved Calcium (mg/L)	Total Iron (mg/L)	Dissolved Iron (mg/L)	Dissolved Magnesium (mg/L)	Dissolved Manganese (mg/L)	Dissolved Molybdenum (µg/L)	Dissolved Potassium (mg/L)	Dissolved Selenium (µg/L)	Dissolved Sodium (mg/L)
MW-20-100	10/21/25	N	1,200	--	1.4	31	--	--	--	<0.02 J	--	<0.0005	--	--	--	--
MW-20-100	09/09/25	N	1,200	--	0.6	37	--	--	--	<0.02 J	--	<0.0005	--	--	--	--
MW-20-100	08/13/25	N	1,400	1,500	0.52	41	--	--	--	<0.02	--	<0.0005	18	--	11	--
MW-20-100	07/17/25	N	1,600	--	<0.1	49	--	--	--	<0.02	--	<0.0005	--	--	--	--
MW-20-100	06/11/25	N	1,900	--	0.25	45	--	--	--	<0.02	--	<0.0005	--	--	--	--
MW-20-100	05/07/25	N	1,500	1,600	0.39	42 J	--	--	--	<0.02	--	<0.0005	7.5	--	15	--
MW-20-100	04/08/25	N	1,500	--	0.93	43 J	--	--	--	<0.02	--	<0.0005	--	--	--	--
MW-20-100	03/11/25	N	2,800	--	0.58	44	--	--	--	<0.02	--	<0.0005	--	--	--	--
MW-20-100	02/13/25	N	2,400	2,100	0.53	53	--	--	--	<0.02	--	<0.0005	5.7	--	6.8	--
MW-20-100	01/16/25	N	2,000	--	1.4	53 J	--	--	--	<0.02	--	<0.0005	--	--	--	--
MW-20-100	12/11/24	N	2,000	--	1.5	44 J	--	--	--	0.02	--	0.0013 J	--	--	--	--
MW-20-100	11/11/24	N	2,200	2,500	1.4	42	--	--	--	<0.02	--	0.0011	8.3	--	8.3	--
MW-20-100	10/08/24	N	2,200	--	1.5	37	--	--	--	<0.02	--	0.0015	--	--	--	--
MW-20-100	09/12/24	N	1,500	--	2.2	28	--	--	--	<0.02	--	0.00087	--	--	--	--
MW-20-100	08/08/24	N	2,500	2,400	1.4	28	--	--	--	<0.02	--	<0.0005	4.8	--	9.5	--
MW-20-100	07/18/24	N	1,400	--	0.32	26	--	--	--	<0.02 J	--	<0.0005	--	--	--	--
MW-20-100	06/13/24	N	1,300	--	1.5	33	--	--	--	<0.02	--	0.0005 J	--	--	--	--
MW-20-100	05/09/24	N	1,400	1,300	<0.1	32 J	--	--	--	<0.02	--	<0.0005 J	8.8 J	--	12	--
MW-20-100	04/11/24	N	1,600	--	0.48 J	28	--	--	--	<0.02	--	<0.0005	--	--	--	--
MW-20-100	03/14/24	N	2,200	--	0.82	28	--	--	--	0.022	--	<0.0005	--	--	--	--
MW-20-100	02/09/24	N	2,200	2,400	0.36	40	--	--	--	<0.02	--	<0.0005	5.8	--	6.2	--
MW-20-100	01/11/24	N	1,800	--	0.44	33	--	--	--	<0.02	--	0.00092	--	--	--	--
MW-20-100	12/13/23	N	1,800 J	--	0.45 J	32 J	--	--	--	<0.02	--	<0.0005 J	--	--	--	--
MW-20-100	11/10/23	N	1,400	1,500	<0.1	39	--	--	--	<0.02	--	<0.0005	8.5 J	--	11	--
MW-20-100	10/11/23	N	1,000	--	<0.1	40	--	--	--	<0.02	--	<0.0005 J	--	--	--	--
MW-20-100	09/14/23	N	770	--	<0.1	33	--	--	--	<0.02	--	<0.0005	--	--	--	--
MW-20-100	08/11/23	N	930	970	<0.1	37	--	--	--	0.35 J	--	<0.0005	6.9	--	12	--
MW-20-100	07/20/23	N	820	--	<0.1	42	--	--	--	0.021 J	--	<0.0005	--	--	--	--
MW-20-100	06/15/23	N	580	--	0.31	39	--	--	--	<0.02	--	0.00088	--	--	--	--
MW-20-100	05/12/23	N	930	1,100	<0.1	61	--	--	--	<0.02 J	--	<0.0005	4.7	--	14	--
MW-20-100	04/05/23	N	1,800	--	<0.1	44 J	--	--	--	0.15 J	--	0.0022	--	--	--	--
MW-20-100	03/08/23	N	1,600	--	0.85	32 J	--	--	--	<0.02	--	<0.0005	--	--	--	--
MW-20-100	02/10/23	N	1,400	1,400 J	0.87	31	--	--	--	<0.02	--	<0.0005	3.7 J	--	8.3 J	--
MW-20-100	01/12/23	N	1,700	--	1.7 J	25	--	--	--	0.039	--	0.00053	--	--	--	--
MW-20-100	12/08/22	N	1,700	--	0.64	31	--	--	--	<0.02	--	<0.0005	--	--	--	--
MW-20-100	11/09/22	N	1,700	1,900	0.55	45	--	--	--	<0.02	--	<0.0005	1.9	--	15	--
MW-20-100	10/12/22	N	1,700	--	<0.1	67 J	--	--	--	<0.02	--	<0.0005 J	--	--	--	--
MW-20-100	09/14/22	N	1,700	--	<0.1	77	--	--	--	<0.02	--	<0.0005	--	--	--	--
MW-20-100	08/09/22	N	1,600	1,700	<0.1	56 J	--	--	--	<0.02 J	--	<0.0005 J	1.7 J	--	15	--
MW-20-100	07/13/22	N	920	--	<0.1	74	--	--	--	0.021 J	--	<0.0005	--	--	--	--
MW-20-100	06/13/22	N	910	980 J	<0.1 J	66	--	--	--	<0.02 J	--	<0.0005	2.1	--	11	--
MW-20-100	05/20/22	N	880	--	<0.1 J	62 J	--	--	--	<0.02	--	<0.0005	--	--	--	--
MW-20-100	04/14/22	N	1,300	--	<0.1	83	--	--	--	<0.02	--	<0.0005	--	--	--	--
MW-20-100	03/10/22	N	2,100	2,000	0.65	44	--	--	--	0.1	--	<0.0005	3.1	--	14	--
MW-20-100	02/03/22	N	1,300	--	1.6 J	31	--	--	--	0.022 J	--	0.0052	--	--	--	--
MW-20-100	12/15/21	N	650	660	1.3	24	--	--	--	0.033 J	--	<0.0005	3.6	--	6 J	--
MW-20-100	05/28/21	N	680	690	--	--	--	--	--	--	--	--	3.8	--	5	--
MW-20-100	12/04/20	N	610 J	660	--	--	1 J	95	--	<0.02 J	19 J	<0.0005	3.8	6.1 J	5.6	250
MW-20-100	04/24/20	N	750	760	1.3	--	--	--	--	--	--	0.0011	4.8	--	5.4	--
MW-20-100	01/16/25	FD	2,000	--	1.5	54 J	--	--	--	<0.02	--	<0.0005	--	--	--	--
MW-20-100	09/12/24	FD	1,500	--	1.9	28	--	--	--	<0.02	--	0.00067	--	--	--	--

Appendix B
January 2020 to June 2026 Analytical Results
Second Quarter 2026 Quarterly Progress Report
Pacific Gas and Electric Company, Topock Compressor Station, Needles, California

Monitoring Well ID	Sample Date	Sample Type	Hexavalent Chromium (µg/L)	Total Dissolved Chromium (µg/L)	Dissolved Arsenic (µg/L)	Dissolved Barium (µg/L)	Dissolved Boron (mg/L)	Dissolved Calcium (mg/L)	Total Iron (mg/L)	Dissolved Iron (mg/L)	Dissolved Magnesium (mg/L)	Dissolved Manganese (mg/L)	Dissolved Molybdenum (µg/L)	Dissolved Potassium (mg/L)	Dissolved Selenium (µg/L)	Dissolved Sodium (mg/L)
MW-20-100	04/11/24	FD	1,600	--	0.72 J	29	--	--	--	<0.02	--	<0.0005	--	--	--	--
MW-20-100	03/14/24	FD	2,200	--	0.97	29	--	--	--	<0.02	--	<0.0005	--	--	--	--
MW-20-100	02/09/24	FD	2,200	2,500	<0.1	40	--	--	--	0.024	--	<0.0005	5.8	--	6.2	--
MW-20-100	08/11/23	FD	920	1,000	<0.1	39	--	--	--	<0.02 J	--	<0.0005	7.2	--	13	--
MW-20-100	02/10/23	FD	1,400	1,700	0.81	32	--	--	--	<0.02	--	<0.0005	3.7 J	--	8.4 J	--
MW-20-100	07/13/22	FD	930	--	<0.1	79	--	--	--	0.023 J	--	<0.0005	--	--	--	--
MW-20-100	04/14/22	FD	1,300	--	<0.1	83	--	--	--	<0.02	--	<0.0005	--	--	--	--
MW-20-130	06/11/26	N	250	--	2.8	22	--	--	--	<0.02	--	0.0038	--	--	--	--
MW-20-130	05/13/26	N	330	320	<0.1	22	--	--	--	<0.02	--	0.0016	10	--	7	--
MW-20-130	04/14/26	N	1,200	--	<0.1	32	--	--	--	<0.032	--	0.0016	--	--	--	--
MW-20-130	03/11/26	N	1,300	--	<0.1	23	--	--	--	<0.02	--	0.0012	--	--	--	--
MW-20-130	02/10/26	N	1,400	1,400 J	<0.1	27	--	--	--	<0.02	--	0.00066	10 J	--	9.7 J	--
MW-20-130	01/13/26	N	1,600	--	<0.1	24	--	--	--	<0.02	--	0.0015	--	--	--	--
MW-20-130	12/10/25	N	1,000	--	<0.1	42	--	--	--	0.025	--	<0.0005	--	--	--	--
MW-20-130	11/11/25	N	990	1,000	0.92 J	37	--	--	--	<0.02	--	0.0029	13	--	8	--
MW-20-130	10/21/25	N	1,200	--	<0.1	27	--	--	--	0.021 J	--	0.0034	--	--	--	--
MW-20-130	09/09/25	N	1,600	--	<0.1	25	--	--	--	<0.02 J	--	0.00098	--	--	--	--
MW-20-130	08/13/25	N	1,000	990	<0.1	40	--	--	--	<0.02	--	<0.0005	14	--	6.2	--
MW-20-130	07/17/25	N	1,200	--	<0.1	28	--	--	--	<0.02	--	<0.0005	--	--	--	--
MW-20-130	06/11/25	N	910	--	<0.1	36	--	--	--	<0.02	--	<0.0005	--	--	--	--
MW-20-130	05/07/25	N	1,400	1,500	0.26	24 J	--	--	--	<0.02	--	0.00064	9.9	--	11	--
MW-20-130	04/08/25	N	1,200	--	1.4	28 J	--	--	--	<0.02	--	0.00096	--	--	--	--
MW-20-130	03/11/25	N	920	--	0.72	30	--	--	--	<0.02	--	0.00057	--	--	--	--
MW-20-130	02/13/25	N	790	700	0.85	32	--	--	--	<0.02	--	<0.0005	12	--	5.5	--
MW-20-130	01/16/25	N	1,000	--	2.5	33 J	--	--	--	<0.02	--	0.00063	--	--	--	--
MW-20-130	12/11/24	N	1,100	--	2.8	32 J	--	--	--	<0.02	--	0.00081 J	--	--	--	--
MW-20-130	11/11/24	N	1,100	1,300	2.5	29	--	--	--	<0.02	--	0.0016	10	--	8.4	--
MW-20-130	10/08/24	N	1,400	--	2.7	26	--	--	--	<0.02	--	0.0013	--	--	--	--
MW-20-130	09/12/24	N	1,900	--	2.4	29	--	--	--	<0.02	--	0.0027	--	--	--	--
MW-20-130	08/08/24	N	1,700	1,700	2.2	28	--	--	--	<0.02	--	0.011	6	--	16	--
MW-20-130	07/18/24	N	2,000	--	<0.1	23	--	--	--	<0.02 J	--	<0.0005	--	--	--	--
MW-20-130	06/13/24	N	810	--	2.5	27	--	--	--	<0.02	--	0.0041 J	--	--	--	--
MW-20-130	05/09/24	N	1,600	1,600	<0.1	26 J	--	--	--	<0.02	--	<0.0005 J	6.4 J	--	16	--
MW-20-130	04/11/24	N	1,600	--	<0.1	25	--	--	--	<0.02	--	<0.0005	--	--	--	--
MW-20-130	03/14/24	N	2,000	--	<0.1	26	--	--	--	<0.02	--	0.001	--	--	--	--
MW-20-130	02/09/24	N	2,200	2,400	<0.1	26	--	--	--	0.027	--	<0.0005	9.7	--	21	--
MW-20-130	01/11/24	N	2,400	--	<0.1	25	--	--	--	<0.02	--	0.002	--	--	--	--
MW-20-130	12/13/23	N	2,400 J	--	<0.1 J	29 J	--	--	--	<0.02	--	0.00065 J	--	--	--	--
MW-20-130	11/10/23	N	2,900	2,900	<0.1	37	--	--	--	<0.02	--	0.0039	14 J	--	36	--
MW-20-130	10/11/23	N	1,600	--	<0.1	31	--	--	--	<0.02	--	<0.0005 J	--	--	--	--
MW-20-130	09/14/23	N	1,500	--	<0.1	29	--	--	--	<0.02	--	0.00087	--	--	--	--
MW-20-130	08/11/23	N	1,300	1,400	<0.1	29	--	--	--	<0.02	--	0.0021	4.8	--	21	--
MW-20-130	07/20/23	N	600	--	<0.1	36	--	--	--	0.098 J	--	0.0033	--	--	--	--
MW-20-130	06/15/23	N	1,700	--	<0.1	26	--	--	--	<0.02	--	0.0037	--	--	--	--
MW-20-130	05/12/23	N	1,300	1,400	<0.1	30	--	--	--	0.021 J	--	0.0034	5.6	--	17	--
MW-20-130	04/05/23	N	1,800	--	<0.1	36 J	--	--	--	0.17 J	--	0.0087	--	--	--	--
MW-20-130	03/08/23	N	3,400	--	0.66	25 J	--	--	--	<0.02	--	<0.0005	--	--	--	--
MW-20-130	02/10/23	N	3,200	3,700	<0.1	27	--	--	--	<0.02	--	<0.0005	15 J	--	57 J	--
MW-20-130	01/12/23	N	2,000	--	3 J	33	--	--	--	0.68	--	0.0067	--	--	--	--
MW-20-130	12/08/22	N	2,900	--	1.1	24	--	--	--	<0.02	--	<0.0005	--	--	--	--
MW-20-130	11/09/22	N	3,500	3,600	0.41	54	--	--	--	<0.02	--	0.0078	18	--	44	--

Appendix B
January 2020 to June 2026 Analytical Results
Second Quarter 2026 Quarterly Progress Report
Pacific Gas and Electric Company, Topock Compressor Station, Needles, California

Monitoring Well ID	Sample Date	Sample Type	Hexavalent Chromium (µg/L)	Total Dissolved Chromium (µg/L)	Dissolved Arsenic (µg/L)	Dissolved Barium (µg/L)	Dissolved Boron (mg/L)	Dissolved Calcium (mg/L)	Total Iron (mg/L)	Dissolved Iron (mg/L)	Dissolved Magnesium (mg/L)	Dissolved Manganese (mg/L)	Dissolved Molybdenum (µg/L)	Dissolved Potassium (mg/L)	Dissolved Selenium (µg/L)	Dissolved Sodium (mg/L)
MW-20-130	10/12/22	N	1,800	--	<0.1	28 J	--	--	--	<0.02	--	0.004 J	--	--	--	--
MW-20-130	09/14/22	N	1,300	--	<0.1	33	--	--	--	<0.02	--	0.016	--	--	--	--
MW-20-130	08/09/22	N	1,800	1,700	<0.1	24 J	--	--	--	<0.02 J	--	0.0023 J	6.9 J	--	18	--
MW-20-130	07/13/22	N	1,800	--	<0.1	26	--	--	--	0.29 J	--	0.0027	--	--	--	--
MW-20-130	06/13/22	N	1,700	1,600 J	<0.1 J	32	--	--	--	<0.023	--	0.0022	8.5	--	13	--
MW-20-130	05/20/22	N	2,000	--	<0.1 J	32 J	--	--	--	<0.02	--	0.0032	--	--	--	--
MW-20-130	04/14/22	N	3,300	--	<0.1	29	--	--	--	<0.1	--	0.00072	--	--	--	--
MW-20-130	03/10/22	N	4,800	4,500	<0.1	26	--	--	--	0.041	--	0.0021	32	--	21	--
MW-20-130	02/03/22	N	6,000	--	<0.1	29	--	--	--	<0.02 J	--	0.0053	--	--	--	--
MW-20-130	12/15/21	N	3,300	3,400	0.22	24	--	--	--	<0.02 J	--	0.0016	22	--	37 J	--
MW-20-130	05/28/21	N	4,100	4,000	3.1	--	--	--	--	--	--	0.0015	24	--	39	--
MW-20-130	12/04/20	N	4,000 J	4,400	<0.1	--	2 J	140	--	0.092 J	20 J	0.0025	20	64	53	1,200
MW-20-130	04/24/20	N	5,900	6,100	0.97	--	--	--	--	--	--	0.00084	42	--	22	--
MW-20-130	02/10/26	FD	1,400	1,400 J	<0.1	27	--	--	--	<0.02	--	<0.0005	10 J	--	10 J	--
MW-20-130	08/13/25	FD	990	1,000	<0.1	40	--	--	--	<0.02	--	<0.0005	15	--	6.5	--
MW-20-130	06/11/25	FD	900	--	<0.1	36	--	--	--	<0.02	--	<0.0005	--	--	--	--
MW-20-130	05/12/23	FD	1,200	1,900	<0.1	28	--	--	--	<0.02 J	--	0.0028	7.6	--	24	--
MW-20-130	06/13/22	FD	1,700	1,700 J	<0.1 J	34	--	--	--	0.04 J	--	0.0024	9	--	14	--
MW-20-130	12/04/20	FD	4,100 J	4,500	<0.1	--	2.2 J	150	--	0.023 J	21 J	0.0023	19	67 J	51	1,300
MW-21	06/11/26	N	<1	--	4.9	100	--	--	--	2.80	--	1.30	--	--	--	--
MW-21	05/12/26	N	<1	<1	2.6	94	--	--	--	4.10	--	1.20	14	--	<0.5	--
MW-21	04/14/26	N	<1	--	<0.1	69	--	--	--	<0.033	--	0.23	--	--	--	--
MW-21	03/11/26	N	<1	--	<0.1	61	--	--	--	2.50	--	0.38	--	--	--	--
MW-21	02/11/26	N	<1	<1	<0.1 J	68 J	--	--	--	1.80 J	--	0.36	26 J	--	6.6 J	--
MW-21	01/14/26	N	<1	--	<0.1	67	--	--	--	1.70	--	0.38	--	--	--	--
MW-21	12/10/25	N	<1	--	<0.1	79	--	--	--	1.10	--	0.38	--	--	--	--
MW-21	11/12/25	N	<1	<1	<0.1	84	--	--	--	3	--	1 J	25 J	--	<0.5	--
MW-21	10/21/25	N	<1	--	<0.1	83	--	--	--	2.50 J	--	0.72	--	--	--	--
MW-21	09/11/25	N	<1	--	<0.1	93	--	--	--	3.50	--	0.9	--	--	--	--
MW-21	08/14/25	N	1.2	<1	0.73	100	--	--	--	2.70 J	--	1.20	24 J	--	<0.5	--
MW-21	07/17/25	N	<1	--	0.59	110	--	--	--	2.60	--	1.40	--	--	--	--
MW-21	06/12/25	N	<1	--	1.5	110	--	--	--	1.70	--	1.50	--	--	--	--
MW-21	05/07/25	N	<1	<1	5.7	110 J	--	--	--	1.50	--	1.20	25	--	<0.5	--
MW-21	04/10/25	N	<1	--	5.1 J	110	--	--	--	1.60	--	1.10	--	--	--	--
MW-21	03/13/25	N	<1	--	3.7	100	--	--	--	1.50	--	0.91	--	--	--	--
MW-21	02/13/25	N	<1	<1	5	110	--	--	--	0.95	--	0.88	25	--	<0.5	--
MW-21	01/15/25	N	<1	--	4.6	81	--	--	--	1.80	--	0.56	--	--	--	--
MW-21	12/10/24	N	<1	--	5.8	83	--	--	--	1.40	--	0.85	--	--	--	--
MW-21	11/11/24	N	<1	<1	3.8	82	--	--	--	2.40 J	--	0.7	32	--	<0.5	--
MW-21	10/10/24	N	<1	--	4.6	88	--	--	--	2.50	--	0.81	--	--	--	--
MW-21	09/12/24	N	<1	--	6.1	99	--	--	--	1.20	--	1.10	--	--	--	--
MW-21	08/06/24	N	<1	1.9	8 J	120	--	--	--	1.60	--	1.80	32	--	<0.5	--
MW-21	07/16/24	N	<1	--	8.3 J	130	--	--	--	0.67	--	2	--	--	--	--
MW-21	06/13/24	N	<1	--	9.1	96	--	--	--	0.45	--	0.92 J	--	--	--	--
MW-21	05/10/24	N	<1	2.6	3.4	82	--	--	--	0.23	--	0.41	25	--	0.94 J	--
MW-21	04/11/24	N	<1	--	5.4	65	--	--	--	0.13	--	0.37	--	--	--	--
MW-21	03/14/24	N	<1	--	3.7	65	--	--	--	0.044	--	0.22	--	--	--	--
MW-21	02/08/24	N	<0.2	<1	3.7 J	63	--	--	--	0.43	--	0.44 J	56	--	<0.5	--
MW-21	01/11/24	N	0.26	--	6.1	67	--	--	--	0.4	--	0.66	--	--	--	--
MW-21	12/13/23	N	<0.2	--	8.6 J	84 J	--	--	--	0.33	--	0.59 J	--	--	--	--
MW-21	11/07/23	N	<0.2	2.2	11 J	84	--	--	--	0.49	--	0.62	68	--	<0.5	--

Appendix B
January 2020 to June 2026 Analytical Results
Second Quarter 2026 Quarterly Progress Report
Pacific Gas and Electric Company, Topock Compressor Station, Needles, California

Monitoring Well ID	Sample Date	Sample Type	Hexavalent Chromium (µg/L)	Total Dissolved Chromium (µg/L)	Dissolved Arsenic (µg/L)	Dissolved Barium (µg/L)	Dissolved Boron (mg/L)	Dissolved Calcium (mg/L)	Total Iron (mg/L)	Dissolved Iron (mg/L)	Dissolved Magnesium (mg/L)	Dissolved Manganese (mg/L)	Dissolved Molybdenum (µg/L)	Dissolved Potassium (mg/L)	Dissolved Selenium (µg/L)	Dissolved Sodium (mg/L)
MW-21	10/11/23	N	<0.2	–	8.5	58	–	--	–	0.36	–	0.38 J	--	–	–	–
MW-21	09/14/23	N	0.36	–	7	44	–	--	–	0.13	–	0.23	--	–	–	–
MW-21	08/09/23	N	0.21	1.8 J	7.2	55 J	–	--	–	0.24	–	0.29 J	58	–	0.58	–
MW-21	07/20/23	N	0.39	–	9.1	77	–	--	–	0.26 J	–	0.34	--	–	–	–
MW-21	06/14/23	N	<0.2	–	9.8	40	–	--	–	0.31	–	0.18	--	–	–	–
MW-21	05/12/23	N	<0.2	1.7	8.5	28	–	--	–	0.24 J	–	0.15	82	–	0.62	–
MW-21	04/05/23	N	<0.2	–	13	32 J	–	--	–	0.52 J	–	0.21	--	–	–	–
MW-21	03/09/23	N	0.32	–	13	38	–	--	–	0.38 J	–	0.24 J	--	–	–	–
MW-21	02/09/23	N	0.21	2.8	7.2	22	–	--	–	0.28 J	–	0.13	100	–	0.99 J	–
MW-21	01/11/23	N	<0.2	–	15	18	–	--	–	0.073 J	–	0.14	--	–	5.4	–
MW-21	12/07/22	N	0.36	–	10 J	21	–	--	–	0.33 J	–	0.14	--	–	–	–
MW-21	11/15/22	N	<0.2	2.2	14 J	22 J	–	--	–	0.12	–	0.17	100	–	5.9	–
MW-21	09/15/22	N	<0.2	–	12	24	–	--	–	0.13	–	0.26	--	–	–	–
MW-21	08/12/22	N	<1	5.8	5.7 J	25	–	--	–	1.20	–	0.28 J	82 J	–	<0.5	–
MW-21	07/13/22	N	<0.2	–	3.3	29	–	--	–	2.50 J	–	0.28	--	–	–	–
MW-21	06/14/22	N	<0.2	3.8	8.2	38 J	–	--	–	1.10	–	0.68	64	–	1.4 J	–
MW-21	05/18/22	N	<0.2	–	7.6	35	–	--	–	0.93 J	–	0.48	--	–	–	–
MW-21	04/12/22	N	0.34	–	6 J	31	–	--	–	0.068	–	0.14	--	–	–	–
MW-21	03/14/22	N	2.3	5.6	14 J	35	–	--	–	0.13	–	0.028	28	–	76	–
MW-21	02/02/22	N	6.7	–	6.4 J	32	–	--	–	0.77 J	–	0.04	--	–	–	–
MW-21	12/15/21	N	<1	<1	<0.1	41	–	--	–	0.076 J	–	0.2	65	–	4.5	–
MW-21	06/07/21	N	<1	1.7	–	–	–	--	–	–	–	–	43	–	4.2	–
MW-21	12/15/20	N	<1	<1	–	–	6.4	190 J	–	<0.1	97	0.038	64	–	4.7	2,900
MW-21	04/30/20	N	4.6	5.4	–	–	–	--	–	–	–	–	46	–	42	–
MW-21	06/13/24	FD	<1	–	9.2	100	–	--	–	0.43	–	1.20 J	--	–	–	–
MW-21	03/09/23	FD	0.25	–	15	35	–	--	–	0.39 J	–	0.28 J	--	–	–	–
MW-21	11/15/22	FD	<0.2	2.3	14 J	23 J	–	--	–	0.13	–	0.17	100	–	5.8	–
MW-21	03/14/22	FD	2.4	5.7	9 J	36	–	--	–	0.16	–	0.029	28	–	78	–
MW-22	06/16/26	N	<1	<1	14	89	–	--	–	11	–	1.90	--	–	–	–
MW-22	02/17/26	N	<1	–	<0.1 J	110 J	–	--	–	13	–	2.60	--	–	–	–
MW-22	12/10/25	N	<1	<1 J	12	120	–	--	–	17	–	2.70	54	–	<0.5	–
MW-22	08/21/25	N	<1	–	10	110	–	--	–	17	–	2.50	--	–	–	–
MW-22	05/22/25	N	<1	<1	8.2	84	–	--	–	8.40	–	2.50	--	–	–	–
MW-22	02/18/25	N	<1	–	3.3	95	–	--	–	15	–	2.80	--	–	–	–
MW-22	10/30/24	N	<1	<1	19	90	–	--	–	12	–	2.60	56	–	<0.5 J	–
MW-22	08/22/24	N	<1	–	21	150	–	--	–	19	–	3.20	--	–	–	–
MW-22	04/09/24	N	<1	<1	5.2	88 J	–	--	–	13 J	–	2.20 J	--	–	–	–
MW-22	02/19/24	N	<1	–	14	150	–	--	–	22	–	3.20	43	–	–	–
MW-22	11/14/23	N	<1	<1	10	110	–	--	–	16 J	–	2.80 J	59	–	<0.5	–
MW-22	08/16/23	N	<1	–	6.8	150 J	–	--	–	19 J	–	5.90 J	--	–	–	–
MW-22	05/23/23	N	<1	<1	3.3 J	210	–	--	–	13	–	2.50	--	–	–	–
MW-22	02/22/23	N	<1	–	3.5	86	–	--	–	13	–	3.40	--	–	–	–
MW-22	11/16/22	N	<1	<1	16	130	–	--	–	17	–	3.80 J	36	–	<0.5	–
MW-22	08/19/22	N	<1	–	14	150	–	--	–	16	–	5.30 J	--	–	–	–
MW-22	05/05/22	N	<1	<1	3.7 J	110 J	–	--	–	4.30	–	2.10	--	–	–	–
MW-22	03/04/22	N	<1	–	6.5	110	–	--	–	11	–	4.30	--	–	–	–
MW-22	11/30/21	N	<1	<1	22 J	87	–	--	–	8.20	–	2.50	36	–	<0.5	–
MW-22	04/27/21	N	<1	<1	8.2	–	–	--	–	–	–	1.80	--	–	–	–
MW-22	12/08/20	N	<1	<1	14	120	3.9 J	560 J	–	8.80 J	280 J	4	32	–	<0.5	4,500 J
MW-22	06/16/20	N	<0.2	<1	3.2	–	–	--	–	–	–	1.60	--	–	–	–
MW-22	04/09/24	FD	<1	<1	5.1	88 J	–	--	–	12 J	–	2.50 J	--	–	–	–

Appendix B
January 2020 to June 2026 Analytical Results
Second Quarter 2026 Quarterly Progress Report
Pacific Gas and Electric Company, Topock Compressor Station, Needles, California

Monitoring Well ID	Sample Date	Sample Type	Hexavalent Chromium (µg/L)	Total Dissolved Chromium (µg/L)	Dissolved Arsenic (µg/L)	Dissolved Barium (µg/L)	Dissolved Boron (mg/L)	Dissolved Calcium (mg/L)	Total Iron (mg/L)	Dissolved Iron (mg/L)	Dissolved Magnesium (mg/L)	Dissolved Manganese (mg/L)	Dissolved Molybdenum (µg/L)	Dissolved Potassium (mg/L)	Dissolved Selenium (µg/L)	Dissolved Sodium (mg/L)
MW-22	11/14/23	FD	<1	<1	10	99	--	--	--	16 J	--	2.60 J	58	--	<0.5	--
MW-22	05/05/22	FD	<1	<1	5.1 J	150 J	--	--	--	4.80	--	2	--	--	--	--
MW-22	11/30/21	FD	<1	<1	24 J	92	--	--	--	8	--	2.50	38	--	<0.5	--
MW-22	12/08/20	FD	<1	<1	15	130	4.1 J	550 J	--	9.10 J	290 J	4.10	33	--	<0.5	4,600 J
MW-23-060	05/28/26	N	24	24	--	--	--	--	--	--	--	--	--	--	--	--
MW-23-060	12/11/25	N	26	26	<0.1	--	--	--	--	--	--	0.00078	31	--	3.2	--
MW-23-060	05/20/25	N	36	34	--	--	--	--	--	--	--	--	--	--	--	--
MW-23-060	11/15/24	N	29	32	3.4	--	--	--	--	--	--	0.00092	21	--	3.6	--
MW-23-060	04/12/24	N	37	36	--	--	--	--	--	--	--	--	--	--	--	--
MW-23-060	11/28/23	N	32	33	<0.1	--	--	--	--	--	--	0.0023	25	--	4.7	--
MW-23-060	05/25/23	N	37	34	--	--	--	--	--	--	--	--	--	--	--	--
MW-23-060	11/18/22	N	40	38 J	1	--	--	--	--	--	--	0.0023	23	--	4.7	--
MW-23-060	06/09/22	N	43	38 J	--	--	--	--	--	--	--	--	--	--	--	--
MW-23-060	12/09/21	N	36	35	<0.1 J	--	--	--	--	--	--	0.0016	24	--	5.3	--
MW-23-060	04/30/21	N	41	38	<0.1	--	--	--	--	--	--	0.00073	--	--	--	--
MW-23-060	12/08/20	N	42	40	4.5	--	1.6 J	810 J	--	<0.1 J	5.2 J	0.00095	21	--	4.8	3,000 J
MW-23-060	06/18/20	N	40	37	0.86 J	--	--	--	--	--	--	0.001	--	--	--	--
MW-23-060	11/28/23	FD	31	32	<0.1	--	--	--	--	--	--	0.0023	25	--	4.5	--
MW-23-060	12/09/21	FD	36	34	<0.1 J	--	--	--	--	--	--	0.0015	23	--	5	--
MW-23-080	05/28/26	N	<0.2	<1	--	--	--	--	--	--	--	--	--	--	--	--
MW-23-080	12/11/25	N	2.8	2.8	3	--	--	--	--	--	--	0.0016	57	--	1.7	--
MW-23-080	05/20/25	N	<1	<5	--	--	--	--	--	--	--	--	--	--	--	--
MW-23-080	11/15/24	N	<1	<1	3.7	--	--	--	--	--	--	0.012 J	34	--	0.69	--
MW-23-080	04/12/24	N	<1	<1	--	--	--	--	--	--	--	--	--	--	--	--
MW-23-080	11/28/23	N	<1	<1	<0.1	--	--	--	--	--	--	0.0014	50	--	4.3	--
MW-23-080	05/25/23	N	<1	<1	--	--	--	--	--	--	--	--	--	--	--	--
MW-23-080	11/18/22	N	<1	<1 J	1.5	--	--	--	--	--	--	0.00084	48	--	5	--
MW-23-080	06/09/22	N	<1	<1 J	--	--	--	--	--	--	--	--	--	--	--	--
MW-23-080	12/09/21	N	<1	<1	<0.1 J	--	--	--	--	--	--	0.00094	46	--	4.5	--
MW-23-080	04/30/21	N	<1	1.3	<0.1	--	--	--	--	--	--	0.0015	--	--	--	--
MW-23-080	12/08/20	N	<1	<1	5.9	--	1.9 J	770 J	--	<0.1 J	<500	0.001	45	--	5	3,500 J
MW-23-080	06/18/20	N	<1	<1	4.9 J	--	--	--	--	--	--	0.0012	--	--	--	--
MW-23-080	12/11/25	FD	2.7	3.1	2.8	--	--	--	--	--	--	0.0015	58	--	2.1	--
MW-23-080	11/15/24	FD	<1	<1	4	--	--	--	--	--	--	0.025 J	31	--	1.2	--
MW-24A	05/27/26	N	1.2 J	1.7	--	--	--	--	--	--	--	--	86	--	<0.5	--
MW-24A	12/17/25	N	<0.2	<1	<0.1	--	--	--	--	--	--	0.47	46	--	<0.5	--
MW-24A	05/21/25	N	<0.2	<1	--	--	--	--	--	--	--	--	69	--	<0.5	--
MW-24A	12/05/24	N	<0.2	<1	0.37	--	--	--	--	--	--	0.15	66	--	<0.5	--
MW-24A	05/23/24	N	<0.2	<1	--	--	--	--	--	--	--	--	73	--	<0.5	--
MW-24A	11/30/23	N	<0.2	1.6	<0.1	--	--	--	--	--	--	0.11	78	--	<0.5 J	--
MW-24A	06/01/23	N	<0.2	<1	--	--	--	--	--	--	--	--	71	--	<0.5	--
MW-24A	02/20/23	N	<0.2	<1	--	--	--	--	--	--	--	--	--	--	--	--
MW-24A	12/01/22	N	<0.2	<1	0.27	--	--	--	--	--	--	0.14 J	73 J	--	<0.5	--
MW-24A	06/16/22	N	<0.2	<1	--	--	--	--	--	--	--	--	46	--	0.63	--
MW-24A	12/09/21	N	<0.2	1.9	<0.1 J	--	--	--	--	--	--	0.43	110	--	<0.5	--
MW-24A	05/05/21	N	<0.2	<1 J	<0.1	--	--	11	--	--	--	0.015	96	3.6 J	<0.5	400
MW-24A	12/01/20	N	<0.2	<1	0.43	23	--	--	--	--	--	0.02	120	--	<0.5	--
MW-24A	10/05/20	N	<0.2	3.3	--	--	--	--	--	--	--	--	--	--	--	--
MW-24A	05/01/20	N	<0.2	2.9	<0.1	--	--	--	--	--	--	0.017	100	--	<0.5	--
MW-24A	05/27/26	FD	<0.2 J	<1	--	--	--	--	--	--	--	--	91	--	<0.5	--
MW-24A	05/21/25	FD	<0.2	<1	--	--	--	--	--	--	--	--	69	--	<0.5	--

Appendix B
January 2020 to June 2026 Analytical Results
Second Quarter 2026 Quarterly Progress Report
Pacific Gas and Electric Company, Topock Compressor Station, Needles, California

Monitoring Well ID	Sample Date	Sample Type	Hexavalent Chromium (µg/L)	Total Dissolved Chromium (µg/L)	Dissolved Arsenic (µg/L)	Dissolved Barium (µg/L)	Dissolved Boron (mg/L)	Dissolved Calcium (mg/L)	Total Iron (mg/L)	Dissolved Iron (mg/L)	Dissolved Magnesium (mg/L)	Dissolved Manganese (mg/L)	Dissolved Molybdenum (µg/L)	Dissolved Potassium (mg/L)	Dissolved Selenium (µg/L)	Dissolved Sodium (mg/L)
MW-24A	06/16/22	FD	<0.2	<1	–	–	–	--	–	–	–	–	42	–	<0.5	–
MW-24A	12/01/20	FD	<0.2	<1	0.35	23	–	--	–	–	–	0.02	110	–	<0.5	–
MW-24B	05/27/26	N	640	730	–	–	–	--	–	–	–	–	36	–	3.8	–
MW-24B	12/17/25	N	690	640	<0.1	–	–	--	–	–	–	0.034	28 J	–	3.4	–
MW-24B	05/21/25	N	610	440	–	–	–	--	–	–	–	–	33	–	3	–
MW-24B	12/05/24	N	590	640	3.4	–	–	--	–	–	–	0.038	30	–	3	–
MW-24B	04/19/24	N	420	450	–	–	–	--	–	–	–	–	37	–	2.7	–
MW-24B	11/30/23	N	5	6.5	<0.1	–	–	--	–	–	–	0.013	44	–	<0.5 J	–
MW-24B	06/01/23	N	250	290	–	–	–	--	–	–	–	–	40	–	2.4	–
MW-24B	12/01/22	N	270	270	<0.1	–	–	--	–	–	–	0.029 J	32 J	–	2.2	–
MW-24B	06/16/22	N	45	160	–	–	–	--	–	–	–	–	36	–	1.4	–
MW-24B	12/09/21	N	<1	1.3	<0.1 J	–	–	--	–	–	–	0.087	63	–	<0.5	–
MW-24B	05/05/21	N	48	45 J	<0.1	–	–	97	–	–	–	0.11	59	51 J	1.4	5,600
MW-24B	12/01/20	N	64	65	3.8	74	–	--	–	–	–	0.12	63	–	1.8	–
MW-24B	10/05/20	N	<1	57	–	–	–	--	–	–	–	–	--	–	–	–
MW-24B	05/01/20	N	120	140	<0.5	–	–	--	–	–	–	0.096	56	–	<2.5	–
MW-24B	12/09/21	FD	<1	1.1	<0.1 J	–	–	--	–	–	–	0.087	64	–	<0.5	–
MW-24BR	05/28/26	N	<1	<1	–	–	–	--	–	–	–	–	--	–	–	–
MW-24BR	12/18/25	N	<1	<1	<0.1	–	–	--	–	–	–	0.08	--	–	–	–
MW-24BR	05/22/25	N	<1	<1 J	–	–	–	--	–	–	–	–	--	–	–	–
MW-24BR	11/22/24	N	<1	<1	0.43	–	–	--	–	–	–	0.073	--	–	–	–
MW-24BR	05/23/24	N	<1	<1	–	–	–	--	–	–	–	–	--	–	–	–
MW-24BR	11/30/23	N	<1	<1	<0.1 J	–	–	--	–	–	–	0.075	--	–	–	–
MW-24BR	06/01/23	N	<1	<1 J	–	–	–	--	–	–	–	–	--	–	–	–
MW-24BR	12/01/22	N	<1	<1 J	<0.1	–	–	--	–	–	–	0.064	--	–	–	–
MW-24BR	06/16/22	N	<1	<1	–	–	–	--	–	–	–	–	--	–	–	–
MW-24BR	12/10/21	N	<1	<1	<0.1	–	–	--	–	–	–	0.079	--	–	–	–
MW-24BR	12/02/20	N	<1	<1	0.63	–	3	100	–	0.8	4.3	0.16	58	–	<0.5	2,700
MW-25	05/28/26	N	48	49	–	–	–	--	–	–	–	–	--	–	–	–
MW-25	12/10/25	N	150	150 J	1	–	–	--	–	–	–	<0.0005	7.7	–	9.6	–
MW-25	05/21/25	N	48	51	–	–	–	--	–	–	–	–	--	–	–	–
MW-25	11/21/24	N	85	84	1.1	–	–	--	–	–	–	0.00084	4.5	–	6.7	–
MW-25	05/14/24	N	42	42	–	–	–	--	–	–	–	–	--	–	–	–
MW-25	11/29/23	N	54	59 J	0.82	–	–	--	–	–	–	0.00086	4.4	–	6.9	–
MW-25	05/31/23	N	42	43 J	–	–	–	--	–	–	–	–	--	–	–	–
MW-25	12/02/22	N	60	67 J	0.9	–	–	--	–	–	–	<0.0005	5.1	–	6.6	–
MW-25	06/14/22	N	58	53 J	–	–	–	--	–	–	–	–	--	–	–	–
MW-25	12/07/21	N	70	80	0.75 J	–	–	--	–	–	–	0.0036 J	14	–	6.2	–
MW-25	05/25/21	N	55	56	1.5 J	–	–	--	–	–	–	0.00062	4.6	–	7.3	–
MW-25	12/07/20	N	68	65 J	0.79	–	0.55 J	110 J	–	0.032 J	27 J	0.00055	5.9 J	7.5 J	6.7 J	180 J
MW-25	06/24/20	N	56	55	0.96	–	–	--	–	–	–	0.0027	4.3	–	7.5	–
MW-25	05/31/23	FD	42	45 J	–	–	–	--	–	–	–	–	--	–	–	–
MW-25	05/25/21	FD	55	56	1.2 J	–	–	--	–	–	–	0.00051	4.7	–	8	–
MW-25	06/24/20	FD	57	56	0.93	–	–	--	–	–	–	0.0032	4.4	–	7.4	–
MW-26	06/10/26	N	<1	–	3.8	96	–	--	–	0.16 J	–	0.78	--	–	–	–
MW-26	05/14/26	N	<0.2	<1	0.99	110	–	--	–	0.21 J	–	0.87	4.9	–	<0.5	–
MW-26	04/16/26	N	<0.2	–	2.3	110 J	–	--	–	0.15	–	0.66	--	–	–	–
MW-26	03/11/26	N	<1	–	1.9	93	–	--	–	0.21	–	0.69	--	–	–	–
MW-26	02/11/26	N	<0.2	<1	2.2 J	98 J	–	--	–	0.2 J	–	0.75	4.4 J	–	<0.5	–
MW-26	01/15/26	N	<0.2	–	<2.9	100 J	–	--	–	0.19	–	0.77 J	--	–	–	–
MW-26	12/09/25	N	<0.2	–	2.3	110	–	--	–	0.23	–	0.81	--	–	–	–

Appendix B
January 2020 to June 2026 Analytical Results
Second Quarter 2026 Quarterly Progress Report
Pacific Gas and Electric Company, Topock Compressor Station, Needles, California

Monitoring Well ID	Sample Date	Sample Type	Hexavalent Chromium (µg/L)	Total Dissolved Chromium (µg/L)	Dissolved Arsenic (µg/L)	Dissolved Barium (µg/L)	Dissolved Boron (mg/L)	Dissolved Calcium (mg/L)	Total Iron (mg/L)	Dissolved Iron (mg/L)	Dissolved Magnesium (mg/L)	Dissolved Manganese (mg/L)	Dissolved Molybdenum (µg/L)	Dissolved Potassium (mg/L)	Dissolved Selenium (µg/L)	Dissolved Sodium (mg/L)
MW-26	11/13/25	N	<0.2	<1	1.9	100	–	--	–	0.22 J	–	0.84	4	–	<0.5	–
MW-26	10/22/25	N	<0.2	–	2.8	100	–	--	–	0.15	–	0.86	--	–	–	–
MW-26	09/11/25	N	<0.2	–	2.2	120	–	--	–	0.13	–	0.89	--	–	–	–
MW-26	08/14/25	N	<0.2	<1	2	120	–	--	–	0.23 J	–	0.72	4.7 J	–	<0.5	–
MW-26	07/17/25	N	<0.2	–	2.5	140	–	--	–	0.18	–	1	--	–	–	–
MW-26	06/12/25	N	<1	–	3	100	–	--	–	0.1	–	0.82	--	–	–	–
MW-26	05/08/25	N	<0.2	<1	3.4	86	–	--	–	0.22	–	0.98	3.9	–	<0.5	–
MW-26	04/09/25	N	<0.2	–	4.1	91	–	--	–	0.24	–	1.10	--	–	–	–
MW-26	03/13/25	N	<0.2	–	5.2	86	–	--	–	0.055	–	0.97	--	–	–	–
MW-26	02/12/25	N	<1	<1	2.8	93	–	--	–	0.2	–	0.92	4.7	–	<0.5	–
MW-26	01/16/25	N	<0.2	–	4.8	87 J	–	--	–	0.19	–	0.99	--	–	–	–
MW-26	12/12/24	N	<1	–	4.7	84	–	--	–	0.3	–	1.30	--	–	–	–
MW-26	11/13/24	N	<1	<1	4.7	87 J	–	--	–	0.27	–	1.70	4.9	–	<0.5	–
MW-26	10/10/24	N	<1	–	4.8	100	–	--	–	0.33	–	1.70	--	–	–	–
MW-26	09/11/24	N	<1	–	5.1 J	88	–	--	–	0.43	–	1.50	--	–	–	–
MW-26	08/08/24	N	<0.2	<1	4.4	110	–	--	–	0.39	–	1.50	6.8	–	<0.5	–
MW-26	07/18/24	N	<1	–	0.61 J	140	–	--	–	0.27 J	–	1.10	--	–	–	–
MW-26	06/13/24	N	<1	–	3.5	150	–	--	–	0.33	–	1 J	--	–	–	–
MW-26	05/09/24	N	<1	<1	0.78 J	160 J	–	--	–	0.28	–	1.20 J	6.2 J	–	<0.5	–
MW-26	04/11/24	N	<1	–	2	110	–	--	–	0.33	–	1.50	--	–	–	–
MW-26	03/14/24	N	<1	–	2	120	–	--	–	0.64	–	1.80	--	–	–	–
MW-26	02/08/24	N	0.49	<1	<0.1 J	86	–	--	–	0.25	–	1.50 J	4.7	–	<0.5	–
MW-26	01/10/24	N	<0.2	–	0.3 J	92 J	–	--	–	0.3	–	2 J	--	–	–	–
MW-26	12/13/23	N	<0.2	<1 J	<0.1 J	89 J	–	--	–	0.36	–	1.80 J	--	–	–	–
MW-26	11/09/23	N	<0.2	<1	<0.1	86 J	–	--	–	0.15	–	1.40 J	6.6 J	–	<0.5	–
MW-26	10/11/23	N	<0.2	–	<0.1	75	–	--	–	0.032	–	0.84 J	--	–	–	–
MW-26	09/14/23	N	<0.2	–	<0.1	81	–	--	–	0.04	–	2	--	–	–	–
MW-26	08/10/23	N	<0.2	<1	<0.1	79	–	--	–	0.12	–	1.90	5.6	–	<0.5	–
MW-26	07/20/23	N	0.65	–	<0.1	90	–	--	–	0.051 J	–	2	--	–	–	–
MW-26	06/15/23	N	<0.2	–	<0.1	69	–	--	–	0.028	–	2.90	--	–	–	–
MW-26	05/12/23	N	1.2	1.5	<0.1	84	–	--	–	<0.02 J	–	1.80	7.4	–	<0.5	–
MW-26	04/05/23	N	1	–	<0.1	120 J	–	--	–	0.51 J	–	0.87	--	–	–	–
MW-26	03/09/23	N	<0.2	–	<0.1	90	–	--	–	0.021 J	–	0.83 J	--	–	–	–
MW-26	02/09/23	N	<1	<1	<0.1	100	–	--	–	<0.02 J	–	0.53	4.5	–	<0.5	–
MW-26	01/12/23	N	0.66	–	2.2 J	74	–	--	–	<0.02	–	0.64	--	–	–	–
MW-26	12/08/22	N	14	–	<0.1	74	–	--	–	<0.02	–	0.044	--	–	–	–
MW-26	11/11/22	N	28	28	<0.1	81 J	–	--	–	<0.02	–	0.14	4.5	–	<0.5	–
MW-26	10/13/22	N	7	–	<0.1	80 J	–	--	–	<0.02 J	–	0.22	--	–	–	–
MW-26	09/15/22	N	19	–	<0.1	73	–	--	–	0.038	–	0.77	--	–	–	–
MW-26	08/12/22	N	100	94	<0.1 J	73	–	--	–	<0.02	–	0.0032 J	4.1 J	–	0.53	–
MW-26	07/13/22	N	110	–	<0.1	79	–	--	–	0.076 J	–	0.11	--	–	–	–
MW-26	06/14/22	N	140	130	<0.1	88 J	–	--	–	0.049	–	0.88	6.4	–	1 J	–
MW-26	05/20/22	N	340	–	<0.1 J	87 J	–	--	–	<0.02	–	0.12	--	–	–	–
MW-26	04/13/22	N	740	–	<0.1	84	–	--	–	0.033 J	–	0.72	--	–	–	–
MW-26	03/14/22	N	1,600	1,600	0.82 J	45	–	--	–	0.022	–	0.62	13	–	8.5	–
MW-26	02/02/22	N	1,800	–	1.2 J	36	–	--	–	0.037	–	0.006	--	–	–	–
MW-26	12/15/21	N	2,200	2,300	0.92	33	–	--	–	0.046 J	–	0.0023	16	–	13 J	–
MW-26	05/20/21	N	2,200	2,300	0.48	–	–	--	–	–	–	<0.0005	31	–	33	–
MW-26	12/03/20	N	2,200	2,200	0.74	33 J	1.1	120	–	0.084	40	<0.0005	33	9	31 J	470
MW-26	04/27/20	N	2,300	2,300	0.88	–	–	--	–	–	–	0.0015	35	–	39	–
MW-26	03/13/25	FD	<0.2	–	5.5	88	–	--	–	0.061	–	1	--	–	–	–

Appendix B
January 2020 to June 2026 Analytical Results
Second Quarter 2026 Quarterly Progress Report
Pacific Gas and Electric Company, Topock Compressor Station, Needles, California

Monitoring Well ID	Sample Date	Sample Type	Hexavalent Chromium (µg/L)	Total Dissolved Chromium (µg/L)	Dissolved Arsenic (µg/L)	Dissolved Barium (µg/L)	Dissolved Boron (mg/L)	Dissolved Calcium (mg/L)	Total Iron (mg/L)	Dissolved Iron (mg/L)	Dissolved Magnesium (mg/L)	Dissolved Manganese (mg/L)	Dissolved Molybdenum (µg/L)	Dissolved Potassium (mg/L)	Dissolved Selenium (µg/L)	Dissolved Sodium (mg/L)
MW-26	02/12/25	FD	<1	<1	2.9	91	--	--	--	0.22	--	0.91	4.6	--	<0.5	--
MW-26	02/08/24	FD	0.39	<1	0.3 J	84	--	--	--	0.25	--	1.60 J	4.9	--	<0.5	--
MW-26	08/10/23	FD	<0.2	<1	<0.1	83	--	--	--	0.12	--	1.80	5.8	--	<0.5	--
MW-26	02/09/23	FD	<1	<1	<0.1	110	--	--	--	<0.02 J	--	0.52	4.7	--	<0.5	--
MW-26	03/14/22	FD	1,600	1,600	0.75 J	44	--	--	--	<0.02	--	0.64	13	--	8.5	--
MW-26	12/03/20	FD	2,200	2,500	0.88	33 J	1.1	130	--	0.074	41	<0.0005	32	9.6	31 J	500
MW-27-020	04/28/26	N	<0.2	<1	1.1	86 J	--	--	--	0.092	--	0.14	--	--	--	--
MW-27-020	01/27/26	N	<0.2	--	1 J	66	--	--	--	<0.02	--	0.032 J	--	--	--	--
MW-27-020	11/13/25	N	<0.2	<1	0.79	56	--	--	--	0.059	--	0.084	5.2	--	<0.5	--
MW-27-020	08/26/25	N	<0.2	--	0.81	53	--	--	--	0.024	--	0.052	--	--	--	--
MW-27-020	05/05/25	N	<0.2	<1	0.79 J	64	--	--	--	<0.02	--	0.0029	--	--	--	--
MW-27-020	02/24/25	N	<0.2	--	0.96	61	--	--	--	<0.02	--	0.099	--	--	--	--
MW-27-020	11/15/24	N	<0.2	<1	0.92	65	--	--	--	0.03	--	0.094	5.4	--	<0.5	--
MW-27-020	08/20/24	N	<0.2	--	0.75	58	--	--	--	<0.02	--	0.039	--	--	--	--
MW-27-020	04/29/24	N	<0.2	<1	0.73	62	--	--	--	0.043	--	0.11	--	--	--	--
MW-27-020	02/19/24	N	<0.2	--	0.94	60	--	--	--	0.026	--	0.072	--	--	--	--
MW-27-020	11/27/23	N	<0.2	<1	0.67	90	--	--	--	<0.02	--	0.1 J	5.8	--	<0.5	--
MW-27-020	08/23/23	N	<0.2	--	0.5 J	110	--	--	--	<0.02	--	0.0058	--	--	--	--
MW-27-020	05/24/23	N	<0.2	<1	0.56	98	--	--	--	<0.02	--	0.026	--	--	--	--
MW-27-020	02/22/23	N	<0.2	--	0.91	55	--	--	--	<0.02	--	0.054	--	--	--	--
MW-27-020	11/09/22	N	<0.2	<1	0.75	63	--	--	--	<0.02	--	0.075	5.1	--	<0.5	--
MW-27-020	08/23/22	N	<0.2	--	0.67	57 J	--	--	--	<0.02 J	--	0.036 J	--	--	--	--
MW-27-020	05/05/22	N	<0.2	<1	0.55 J	75 J	--	--	--	<0.02	--	<0.0005 J	--	--	--	--
MW-27-020	03/10/22	N	<0.2	--	0.89	53	--	--	--	0.034	--	0.056	--	--	--	--
MW-27-020	12/01/21	N	<0.2	<1	0.71	55	--	--	--	0.032	--	0.0094	5.9	--	<0.5	--
MW-27-020	12/03/20	N	<0.2	<1	0.86 J	--	<100	73	--	0.1 J	27 J	0.012	5.8	--	0.54	66 J
MW-27-060	04/28/26	N	<0.2	<1	12	200 J	--	--	--	1.30	--	0.61	--	--	--	--
MW-27-060	01/27/26	N	<0.2	--	11 J	170	--	--	--	1.20	--	0.53 J	--	--	--	--
MW-27-060	11/13/25	N	<0.2	<1	8.6	150	--	--	--	0.82	--	0.41	6	--	<0.5	--
MW-27-060	08/26/25	N	<0.2	--	7.7	160	--	--	--	0.8	--	0.35	--	--	--	--
MW-27-060	05/05/25	N	<0.2	<1	8.9 J	210	--	--	--	1	--	0.46	--	--	--	--
MW-27-060	02/24/25	N	<0.2	--	7.3	240	--	--	--	0.97	--	0.48	--	--	--	--
MW-27-060	11/15/24	N	<0.2	<1	8.7	180	--	--	--	0.75	--	0.45	5.6	--	<0.5	--
MW-27-060	08/20/24	N	<0.2	--	8.8	190	--	--	--	0.76	--	0.37	--	--	--	--
MW-27-060	04/29/24	N	<0.2	<1	9.2	250	--	--	--	0.91	--	0.57	--	--	--	--
MW-27-060	02/19/24	N	<0.2	--	8.5	240	--	--	--	0.84	--	0.38	--	--	--	--
MW-27-060	11/27/23	N	<0.2	<1	11	140	--	--	--	0.66 J	--	0.36 J	4.9	--	<0.5	--
MW-27-060	08/23/23	N	<0.2	--	11 J	150	--	--	--	0.52	--	0.32	--	--	--	--
MW-27-060	05/24/23	N	<0.2	<1	9.6	100	--	--	--	0.47 J	--	0.29	--	--	--	--
MW-27-060	02/22/23	N	<0.2	--	9.1	170	--	--	--	0.69	--	0.4	--	--	--	--
MW-27-060	11/09/22	N	<0.2	<1	7.6	66	--	--	--	0.38	--	0.24	4	--	<0.5	--
MW-27-060	08/23/22	N	<0.2	--	8.7	62 J	--	--	--	0.33 J	--	0.26 J	--	--	--	--
MW-27-060	05/05/22	N	<0.2	<1	9.1 J	68 J	--	--	--	0.43	--	0.24 J	--	--	--	--
MW-27-060	03/10/22	N	<0.2	--	8.5	73	--	--	--	0.34	--	0.24	--	--	--	--
MW-27-060	12/01/21	N	<0.2	<1	12	70	--	--	--	0.39	--	0.27	4.7	--	<0.5	--
MW-27-060	12/03/20	N	<0.2	<1	9.8 J	--	0.1	78	--	0.35 J	23 J	0.28	4.6	--	<0.5	68 J
MW-27-060	08/20/24	FD	<0.2	--	8.9	180	--	--	--	0.67	--	0.37	--	--	--	--
MW-27-060	05/24/23	FD	<0.2	<1	9.5	98	--	--	--	0.5	--	0.27	--	--	--	--
MW-27-085	04/28/26	N	<1	<1	<0.1	48 J	--	--	--	0.2	--	0.25	--	--	--	--
MW-27-085	01/27/26	N	<1	--	<0.1 J	48	--	--	--	0.28	--	0.4 J	--	--	--	--
MW-27-085	11/13/25	N	<1	<1	<0.1	40	--	--	--	0.3	--	0.3	22	--	<0.5	--

Appendix B
January 2020 to June 2026 Analytical Results
Second Quarter 2026 Quarterly Progress Report
Pacific Gas and Electric Company, Topock Compressor Station, Needles, California

Monitoring Well ID	Sample Date	Sample Type	Hexavalent Chromium (µg/L)	Total Dissolved Chromium (µg/L)	Dissolved Arsenic (µg/L)	Dissolved Barium (µg/L)	Dissolved Boron (mg/L)	Dissolved Calcium (mg/L)	Total Iron (mg/L)	Dissolved Iron (mg/L)	Dissolved Magnesium (mg/L)	Dissolved Manganese (mg/L)	Dissolved Molybdenum (µg/L)	Dissolved Potassium (mg/L)	Dissolved Selenium (µg/L)	Dissolved Sodium (mg/L)
MW-27-085	08/26/25	N	<1	--	<0.1	42	--	--	--	0.28	--	0.26	--	--	--	--
MW-27-085	05/05/25	N	<1	<1	<0.1 J	43	--	--	--	0.27	--	0.19	--	--	--	--
MW-27-085	02/24/25	N	<1	--	<0.1	45	--	--	--	0.23	--	0.28	--	--	--	--
MW-27-085	11/15/24	N	<1	<1	2	43	--	--	--	0.32	--	0.27	22	--	<0.5	--
MW-27-085	08/20/24	N	<1	--	<0.1	43	--	--	--	0.23	--	0.23	--	--	--	--
MW-27-085	04/29/24	N	<1	<1	<0.1	37	--	--	--	0.2	--	0.24	--	--	--	--
MW-27-085	02/19/24	N	<1	--	<0.1	49	--	--	--	0.26	--	0.32	--	--	--	--
MW-27-085	11/27/23	N	<1	<1	<0.1	46	--	--	--	0.23 J	--	0.32	29	--	<0.5	--
MW-27-085	08/23/23	N	<1	--	<0.1 J	50	--	--	--	0.36	--	0.27	--	--	--	--
MW-27-085	05/24/23	N	<1	<1	<0.1	40	--	--	--	0.21 J	--	0.22	--	--	--	--
MW-27-085	02/22/23	N	<1	--	<0.1	45	--	--	--	0.24	--	0.34	--	--	--	--
MW-27-085	11/09/22	N	<1	<1	<0.1	50	--	--	--	0.29	--	0.3	25	--	<0.5	--
MW-27-085	08/23/22	N	<1	--	<0.1	50 J	--	--	--	0.27 J	--	0.26 J	--	--	--	--
MW-27-085	05/05/22	N	<1	<1	<0.1 J	37 J	--	--	--	0.24	--	0.13 J	--	--	--	--
MW-27-085	03/10/22	N	<1	--	<0.1	40	--	--	--	0.14	--	0.14	--	--	--	--
MW-27-085	12/01/21	N	<1	<1	<0.1	43	--	--	--	0.17	--	0.14	19	--	<0.5	--
MW-27-085	04/27/21	N	<0.2	<1	<0.1	--	--	--	--	--	--	0.1	16 J	--	<0.5	--
MW-27-085	12/03/20	N	<1	<1	<0.1 J	--	1.1	180	--	0.1 J	56 J	0.078	21	--	<0.5	1,400 J
MW-27-085	06/18/20	N	<0.2	<1	<0.1	--	--	--	--	--	--	0.11	16	--	<0.5	--
MW-27-085	11/27/23	FD	<1	<1	<0.1	46	--	--	--	0.23 J	--	0.29 J	29	--	<0.5	--
MW-28-025	04/28/26	N	<0.2	<1	2.3	110 J	--	--	--	0.044	--	0.89	--	--	--	--
MW-28-025	01/27/26	N	<0.2	--	1.1 J	81	--	--	--	<0.02	--	0.0011 J	--	--	--	--
MW-28-025	11/19/25	N	<0.2	<1	0.79	89 J	--	--	--	0.065 J	--	0.15 J	4.5	--	1.1	--
MW-28-025	08/20/25	N	<0.2	--	1.7	100	--	--	--	0.45	--	0.46	--	--	--	--
MW-28-025	05/19/25	N	<0.2	<1	1.5	86	--	--	--	0.084	--	0.8	--	--	--	--
MW-28-025	02/19/25	N	<0.2	--	0.93	82	--	--	--	<0.02	--	0.0026	--	--	--	--
MW-28-025	10/30/24	N	<0.2	<1	1	89	--	--	--	<0.02	--	0.0056	4.4	--	<0.5 J	--
MW-28-025	08/15/24	N	<0.2	--	0.85	90	--	--	--	<0.02	--	0.021	--	--	--	--
MW-28-025	04/29/24	N	<0.2	<1	0.88	85	--	--	--	0.095	--	0.43	--	--	--	--
MW-28-025	02/20/24	N	<0.2	--	0.86	81	--	--	--	0.028 J	--	0.019	--	--	--	--
MW-28-025	11/13/23	N	<0.2	<1	0.53	89	--	--	--	<0.02 J	--	<0.0005	6.1	--	1.9	--
MW-28-025	08/24/23	N	<0.2	--	0.53 J	76	--	--	--	<0.02	--	0.014	--	--	--	--
MW-28-025	05/24/23	N	<0.2	<1	0.71	65	--	--	--	<0.02	--	0.016	--	--	--	--
MW-28-025	02/17/23	N	<0.2	--	0.55	58	--	--	--	<0.02	--	0.001	--	--	--	--
MW-28-025	11/16/22	N	<0.2	<1	0.54	69	--	--	--	<0.02	--	0.012 J	5.1	--	1.4	--
MW-28-025	08/23/22	N	<0.2	--	0.38 J	58 J	--	--	--	<0.02	--	0.051 J	--	--	--	--
MW-28-025	05/04/22	N	<0.2	<1	0.57	57	--	--	--	<0.02 J	--	0.046	--	--	--	--
MW-28-025	03/08/22	N	<0.2	--	0.48 J	61	--	--	--	<0.02 J	--	0.0067	--	--	--	--
MW-28-025	12/08/21	N	<0.2	<1	0.4	68	--	--	--	<0.02	--	0.006	4.6	--	1.3	--
MW-28-025	04/29/21	N	<0.2	<1	0.7	--	--	--	--	--	--	0.24	5.5	--	<0.5	--
MW-28-025	12/15/20	N	<0.2	<1	0.58	--	0.43	99 J	--	<0.02	30	0.0031	4.5	--	1.5	100
MW-28-025	06/23/20	N	<0.2	<1	0.52	--	--	--	--	--	--	0.0022	4.1	--	1.5	--
MW-28-090	04/28/26	N	<0.2	<1	<0.1	41 J	--	--	--	0.93	--	0.9	--	--	--	--
MW-28-090	01/27/26	N	<0.2	--	<0.1 J	28	--	--	--	0.5	--	0.5 J	--	--	--	--
MW-28-090	11/19/25	N	<0.2	<1	<0.1	27 J	--	--	--	0.23 J	--	0.52 J	21	--	<0.5	--
MW-28-090	08/20/25	N	<0.2	--	<0.1	32	--	--	--	0.76	--	0.52	--	--	--	--
MW-28-090	05/19/25	N	<1	<1	0.9	36	--	--	--	0.99	--	0.94	--	--	--	--
MW-28-090	02/19/25	N	<1	--	<0.1	31	--	--	--	0.71	--	0.56	--	--	--	--
MW-28-090	10/30/24	N	<1	<1	0.72	25	--	--	--	0.15	--	0.36	22	--	<0.5 J	--
MW-28-090	08/15/24	N	1.1	--	<0.1	25	--	--	--	0.043	--	0.31	--	--	--	--
MW-28-090	04/29/24	N	<0.2	<1	0.41 J	32	--	--	--	1.20	--	0.81	--	--	--	--

Appendix B
January 2020 to June 2026 Analytical Results
Second Quarter 2026 Quarterly Progress Report
Pacific Gas and Electric Company, Topock Compressor Station, Needles, California

Monitoring Well ID	Sample Date	Sample Type	Hexavalent Chromium (µg/L)	Total Dissolved Chromium (µg/L)	Dissolved Arsenic (µg/L)	Dissolved Barium (µg/L)	Dissolved Boron (mg/L)	Dissolved Calcium (mg/L)	Total Iron (mg/L)	Dissolved Iron (mg/L)	Dissolved Magnesium (mg/L)	Dissolved Manganese (mg/L)	Dissolved Molybdenum (µg/L)	Dissolved Potassium (mg/L)	Dissolved Selenium (µg/L)	Dissolved Sodium (mg/L)
MW-28-090	02/20/24	N	<0.2	–	<0.1	30	–	--	–	0.36 J	–	0.33	--	–	–	–
MW-28-090	11/13/23	N	<0.2	<1	<0.1	31	–	--	–	1 J	–	0.48	24	–	<0.5	–
MW-28-090	08/24/23	N	<0.2	–	<0.1 J	32	–	--	–	1.20	–	0.46	--	–	–	–
MW-28-090	05/24/23	N	<0.2	<1	<0.1	30	–	--	–	1.10 J	–	0.43	--	–	–	–
MW-28-090	02/17/23	N	<0.2	–	<0.1	47	–	--	–	0.77	–	0.0042	--	–	–	–
MW-28-090	11/16/22	N	<0.2	<1	0.69	32	–	--	–	1.30	–	0.44 J	23	–	<0.5	–
MW-28-090	08/23/22	N	<0.2	–	<0.1	32 J	–	--	–	1.10 J	–	0.41 J	--	–	–	–
MW-28-090	05/04/22	N	<0.2	<1	<0.1	29	–	--	–	0.99 J	–	0.43	--	–	–	–
MW-28-090	03/08/22	N	<0.2	–	<0.1 J	27	–	--	–	0.87 J	–	0.27	--	–	–	–
MW-28-090	12/08/21	N	<0.2	<1	<0.1	27	–	--	–	0.59	–	0.14	26	–	<0.5	–
MW-28-090	04/29/21	N	<0.2	<1	0.43	–	–	--	–	–	–	0.29	25	–	<0.5	–
MW-28-090	12/15/20	N	<0.2	<1	2	–	1.3	190 J	–	0.43 J	52	0.12	24	–	<0.5	1,300
MW-28-090	06/23/20	N	<0.2	<1	1	–	–	--	–	–	–	0.28	20	–	<0.5	–
MW-29	04/28/26	N	<0.2	<1	–	–	–	--	–	3.10	–	–	--	–	–	–
MW-29	01/27/26	N	<1	–	–	–	–	--	–	6.70	–	–	--	–	–	–
MW-29	11/25/25	N	<0.2	<1	–	–	–	--	–	3.20	–	–	--	–	–	–
MW-29	08/27/25	N	<0.2	–	–	–	–	--	–	3.70	–	–	--	–	–	–
MW-29	05/28/25	N	<0.2	<1	–	–	–	--	–	4.10	–	–	--	–	–	–
MW-29	02/27/25	N	<1	–	–	–	–	--	–	7.10	–	–	--	–	–	–
MW-29	11/26/24	N	<0.2	<1	–	–	–	--	–	3.80	–	–	--	–	–	–
MW-29	08/20/24	N	<0.2	–	–	–	–	--	–	2.10	–	–	--	–	–	–
MW-29	05/14/24	N	<1	<1	–	–	–	--	–	6.30	–	–	--	–	–	–
MW-29	02/20/24	N	<1	–	–	–	–	--	–	–	–	–	--	–	–	–
MW-29	11/27/23	N	<0.2	<1	–	–	–	--	–	–	–	–	--	–	–	–
MW-29	08/22/23	N	<0.2	–	–	–	–	--	–	–	–	–	--	–	–	–
MW-29	05/23/23	N	<0.2	<1	–	–	–	--	–	–	–	–	--	–	–	–
MW-29	02/21/23	N	<1	–	–	–	–	--	–	–	–	–	--	–	–	–
MW-29	11/16/22	N	<0.2	<1	–	–	–	--	–	–	–	–	--	–	–	–
MW-29	08/23/22	N	<0.2	–	–	–	–	--	–	–	–	–	--	–	–	–
MW-29	06/13/22	N	<0.2	<1 J	–	–	–	--	–	–	–	–	--	–	–	–
MW-29	03/08/22	N	<0.2	–	–	–	–	--	–	–	–	–	--	–	–	–
MW-29	12/02/21	N	<0.2	<1	–	–	–	--	–	–	–	–	--	–	–	–
MW-29	04/29/21	N	<0.2	<1	8	–	–	--	–	–	–	0.39	13	–	1.7	–
MW-29	12/04/20	N	<0.2	<1	15	–	0.57 J	84	–	1.40 J	45 J	0.22	9.2	–	1.5	220
MW-29	06/23/20	N	<0.2	<1	8.4	–	–	--	–	–	–	0.29	18	–	3.3	–
MW-30-030	10/20/23	N	<0.2	<1	–	–	–	--	–	–	–	–	--	–	–	–
MW-30-030	05/11/23	N	<1	<5	<0.5	79	–	--	–	0.31 J	–	0.066	--	–	–	–
MW-30-030	02/06/23	N	<1	–	<0.1 J	330 J	–	--	–	0.87 J	–	0.29	--	–	–	–
MW-30-030	11/08/22	N	<0.2	<1	0.64	310	–	--	–	0.57 J	–	0.17 J	40 J	–	0.63	–
MW-30-030	08/22/22	N	<1	–	<0.1	240 J	–	--	–	0.37 J	–	0.11 J	--	–	–	–
MW-30-030	05/03/22	N	<1	<1	0.2	76	–	--	–	0.17	–	0.049	--	–	–	–
MW-30-030	03/09/22	N	<1	–	<0.1	120	–	--	–	0.26 J	–	0.079	--	–	–	–
MW-30-030	12/03/21	N	<1	<1	<0.1	250	–	--	–	0.54 J	–	0.18	48	–	0.54	–
MW-30-030	12/07/20	N	<1	<1 J	0.91	–	1.7 J	51 J	–	0.85 J	52 J	0.25	57 J	–	1.6 J	1,400 J
MW-30-030R	05/12/26	N	<0.2	<1	4.1	130	–	--	–	0.43	–	0.12	--	–	–	–
MW-30-030R	02/19/26	N	<0.2	–	3	250	–	--	–	0.89	–	0.18	--	–	–	–
MW-30-030R	11/11/25	N	<0.2	<1	3.1 J	200	–	--	–	0.18	–	0.15	13	–	<0.5	–
MW-30-030R	08/12/25	N	0.29	–	4	130	–	--	–	0.3 J	–	0.11	--	–	–	–
MW-30-030R	05/06/25	N	<0.2	<1	3.4	120 J	–	--	–	0.34	–	0.1	--	–	–	–
MW-30-030R	02/13/25	N	<0.2	–	4.4	230	–	--	–	2	–	0.18	--	–	–	–
MW-30-030R	11/14/24	N	<0.2	<1	4.2	180	–	--	–	0.28	–	0.14	15	–	<0.5	–

Appendix B
January 2020 to June 2026 Analytical Results
Second Quarter 2026 Quarterly Progress Report
Pacific Gas and Electric Company, Topock Compressor Station, Needles, California

Monitoring Well ID	Sample Date	Sample Type	Hexavalent Chromium (µg/L)	Total Dissolved Chromium (µg/L)	Dissolved Arsenic (µg/L)	Dissolved Barium (µg/L)	Dissolved Boron (mg/L)	Dissolved Calcium (mg/L)	Total Iron (mg/L)	Dissolved Iron (mg/L)	Dissolved Magnesium (mg/L)	Dissolved Manganese (mg/L)	Dissolved Molybdenum (µg/L)	Dissolved Potassium (mg/L)	Dissolved Selenium (µg/L)	Dissolved Sodium (mg/L)
MW-30-030R	08/12/24	N	0.49	–	5.1	110	–	--	–	0.3	–	0.096	--	–	–	–
MW-30-030R	05/07/24	N	0.31	<1	3.5	53	–	--	–	0.12	–	0.028	--	–	–	–
MW-30-030R	02/06/24	N	<1	–	<0.1	250	–	--	–	0.39	–	0.17	--	–	–	–
MW-30-030R	11/09/23	N	<1	<1	1.3	350 J	–	--	–	0.33	–	0.17 J	42 J	–	4.1	–
MW-30-050	05/12/26	N	<0.2	<1	0.68	120	–	--	–	0.13	–	1.80	--	–	–	–
MW-30-050	02/19/26	N	<0.2	–	2.4	54	–	--	–	0.14	–	0.76	--	–	–	–
MW-30-050	11/11/25	N	<0.2	1.4	1.4 J	91	–	--	–	0.18	–	1.20	6.6	–	<0.5	–
MW-30-050	08/12/25	N	<0.2	–	0.96	100	–	--	–	0.15 J	–	1.50	--	–	–	–
MW-30-050	05/06/25	N	<0.2	<1	1.3	68 J	–	--	–	0.085	–	1.30	--	–	–	–
MW-30-050	02/13/25	N	<0.2	–	2.3	31	–	--	–	0.096	–	0.47	--	–	–	–
MW-30-050	01/15/25	N	<0.2	–	2.9	27	–	--	–	0.064	–	0.38	--	–	–	–
MW-30-050	12/10/24	N	0.21	–	2.8	27	–	--	–	0.12	–	0.43	--	–	–	–
MW-30-050	11/14/24	N	0.26	<1	3.4	22	–	--	–	<0.02	–	0.4	7	–	<0.5	–
MW-30-050	10/08/24	N	<0.2	–	1.9	46	–	--	–	0.091	–	0.74	--	–	–	–
MW-30-050	09/10/24	N	<0.2	–	2.3	46	–	--	–	0.09	–	0.91	--	–	–	–
MW-30-050	08/06/24	N	<0.2	–	2.8 J	40	–	--	–	0.11	–	0.56	--	–	–	–
MW-30-050	07/16/24	N	<0.2	–	2.1 J	55	–	--	–	0.048	–	0.95	--	–	–	–
MW-30-050	06/11/24	N	<0.2	–	2.1	47	–	--	–	0.042	–	0.85 J	--	–	–	–
MW-30-050	05/07/24	N	<0.2	<1	1.6	40	–	--	–	0.044	–	0.77	--	–	–	–
MW-30-050	04/09/24	N	<0.2	–	1.8	31 J	–	--	–	0.13 J	–	0.58 J	--	–	–	–
MW-30-050	03/12/24	N	<0.2	–	1.9	34	–	--	–	0.14 J	–	0.58	--	–	–	–
MW-30-050	02/06/24	N	<0.2	–	4.4	46	–	--	–	0.32	–	0.66	--	–	–	–
MW-30-050	01/09/24	N	<0.2	–	3.4	22	–	--	–	0.09	–	0.36	--	–	–	–
MW-30-050	12/14/23	N	<0.2	–	3.4	22	–	--	–	0.08 J	–	0.041	--	–	–	–
MW-30-050	11/07/23	N	<0.2	<1	2.5 J	28	–	--	–	0.094	–	0.46	6.2	–	<0.5	–
MW-30-050	10/11/23	N	<0.2	–	2.2	32	–	--	–	0.061	–	0.58 J	--	–	–	–
MW-30-050	09/12/23	N	<0.2	–	2.4	26 J	–	--	–	0.059 J	–	0.8 J	--	–	–	–
MW-30-050	08/08/23	N	<0.2	–	1.9 J	32	–	--	–	0.16 J	–	0.65	--	–	–	–
MW-30-050	07/18/23	N	<0.2	–	1.8 J	30	–	--	–	0.069 J	–	0.59	--	–	–	–
MW-30-050	06/12/23	N	<0.2	–	2 J	30	–	--	–	0.046	–	0.63	--	–	–	–
MW-30-050	05/11/23	N	<0.2	<1	2.4	23	–	--	–	0.076 J	–	0.38	--	–	–	–
MW-30-050	04/06/23	N	<0.2	–	<0.1	31	–	--	–	0.42	–	0.0057	--	–	–	–
MW-30-050	03/08/23	N	<0.2	–	2.7	20 J	–	--	–	0.041	–	0.31	--	–	–	–
MW-30-050	02/06/23	N	<0.2	–	3.9 J	24 J	–	--	–	0.042 J	–	0.3	--	–	–	–
MW-30-050	01/13/23	N	<0.2	–	3.7	19	–	--	–	0.057 J	–	0.31	--	–	–	–
MW-30-050	12/06/22	N	0.76	–	3.6	18	–	--	–	0.03	–	0.36 J	--	–	–	–
MW-30-050	11/08/22	N	<0.2	<1	3	19	–	--	–	0.067 J	–	0.42 J	5.6 J	–	<0.5	–
MW-30-050	10/11/22	N	<0.2	–	2.5 J	16 J	–	--	–	0.027 J	–	0.37 J	--	–	–	–
MW-30-050	09/13/22	N	3.4	–	2.9	20	–	--	–	<0.02	–	0.0018	--	–	–	–
MW-30-050	08/10/22	N	<0.2	–	2.5	18	–	--	–	0.052 J	–	0.36	--	–	–	–
MW-30-050	07/12/22	N	<0.2	–	2.2	22	–	--	–	0.034 J	–	0.5	--	–	–	–
MW-30-050	06/17/22	N	<0.2	–	2 J	21	–	--	–	0.058 J	–	0.54 J	--	–	–	–
MW-30-050	05/03/22	N	<0.2	2.6	2.2	19	–	--	–	0.02	–	0.38	--	–	–	–
MW-30-050	03/09/22	N	1.4	–	2.4	18	–	--	–	<0.02 J	–	0.0021	--	–	–	–
MW-30-050	12/03/21	N	<0.2	2.6	2.7	21	–	--	–	0.038 J	–	0.26	4.9	–	<0.5	–
MW-30-050	12/07/20	N	<0.2	<1 J	2.7	–	0.31 J	82 J	–	0.062 J	19 J	0.2	4.3 J	–	<0.5	81 J
MW-30-050	10/08/24	FD	<0.2	–	2.1	46	–	--	–	0.085	–	0.77	--	–	–	–
MW-30-050	04/09/24	FD	<0.2	–	2	30 J	–	--	–	0.13 J	–	0.58 J	--	–	–	–
MW-30-050	01/09/24	FD	<0.2	–	3.7	23	–	--	–	0.099	–	0.39	--	–	–	–
MW-30-050	12/14/23	FD	0.23	–	3.5	24	–	--	–	0.066 J	–	0.049	--	–	–	–
MW-30-050	08/10/22	FD	<0.2	–	2.4	18	–	--	–	0.047 J	–	0.37	--	–	–	–

Appendix B
January 2020 to June 2026 Analytical Results
Second Quarter 2026 Quarterly Progress Report
Pacific Gas and Electric Company, Topock Compressor Station, Needles, California

Monitoring Well ID	Sample Date	Sample Type	Hexavalent Chromium (µg/L)	Total Dissolved Chromium (µg/L)	Dissolved Arsenic (µg/L)	Dissolved Barium (µg/L)	Dissolved Boron (mg/L)	Dissolved Calcium (mg/L)	Total Iron (mg/L)	Dissolved Iron (mg/L)	Dissolved Magnesium (mg/L)	Dissolved Manganese (mg/L)	Dissolved Molybdenum (µg/L)	Dissolved Potassium (mg/L)	Dissolved Selenium (µg/L)	Dissolved Sodium (mg/L)
MW-31-060	06/09/26	N	<1	--	0.44 J	210	--	--	--	0.35 J	--	0.42	--	--	--	--
MW-31-060	05/12/26	N	<1	<1	<0.1	200	--	--	--	0.4	--	0.43	5.3	--	<0.5	--
MW-31-060	04/14/26	N	<0.2	--	<0.1	170	--	--	--	0.11 J	--	0.57	--	--	--	--
MW-31-060	03/10/26	N	<0.2	--	<0.1	230	--	--	--	0.29	--	0.63	--	--	--	--
MW-31-060	02/10/26	N	<0.2	<1 J	<0.1	230	--	--	--	0.13	--	0.41	3.9 J	--	<0.5	--
MW-31-060	01/13/26	N	<0.2	--	<0.1	210	--	--	--	0.22	--	0.77	--	--	--	--
MW-31-060	12/09/25	N	0.4	--	<0.1	230	--	--	--	0.21	--	0.41	--	--	--	--
MW-31-060	11/11/25	N	0.23	<1	<0.1	230	--	--	--	0.051	--	0.41	4.9	--	<0.5	--
MW-31-060	10/20/25	N	<0.2	--	<0.1	240	--	--	--	0.11	--	0.47	--	--	--	--
MW-31-060	09/11/25	N	<0.2	--	<0.1	240	--	--	--	0.038	--	0.48	--	--	--	--
MW-31-060	08/13/25	N	0.27	<1	<0.1	250	--	--	--	0.043	--	0.47	7.5	--	<0.5	--
MW-31-060	07/14/25	N	<0.2	--	<0.1	250	--	--	--	0.041	--	0.4	--	--	--	--
MW-31-060	06/09/25	N	<0.2	--	<0.1	250	--	--	--	0.23	--	0.53	--	--	--	--
MW-31-060	05/13/25	N	0.86	1.1	<0.1	300	--	--	--	0.1	--	0.57	5.1	--	<0.5	--
MW-31-060	04/09/25	N	<1	--	<0.1	300	--	--	--	<0.02	--	0.46	--	--	--	--
MW-31-060	03/10/25	N	<1	--	<0.1	280	--	--	--	0.32	--	0.64	--	--	--	--
MW-31-060	02/13/25	N	2.4	<1	<0.1	280	--	--	--	0.023	--	0.56	1.3	--	<0.5	--
MW-31-060	01/15/25	N	0.81	--	<0.1	250	--	--	--	0.068	--	0.57	--	--	--	--
MW-31-060	12/11/24	N	<1	--	1.2	270 J	--	--	--	<0.02	--	0.48 J	--	--	--	--
MW-31-060	11/11/24	N	0.35	<1	0.5	320	--	--	--	0.022 J	--	0.67	<0.5	--	<0.5	--
MW-31-060	10/08/24	N	<1	--	<0.1	280	--	--	--	0.055	--	0.75	--	--	--	--
MW-31-060	09/10/24	N	<1	--	0.21	220	--	--	--	0.19	--	0.58	--	--	--	--
MW-31-060	08/06/24	N	<0.2	<1	0.17 J	320	--	--	--	0.15	--	0.76	3.8	--	<0.5	--
MW-31-060	07/16/24	N	<0.2	--	2.5 J	180	--	--	--	0.36	--	0.66	--	--	--	--
MW-31-060	06/13/24	N	<0.2	--	0.55	260	--	--	--	0.71	--	0.87 J	--	--	--	--
MW-31-060	05/08/24	N	<0.2	2.2	<0.1 J	390	--	--	--	2.80	--	2.20	0.65	--	<0.5	--
MW-31-060	04/12/24	N	<1	--	<0.1	350	--	--	--	0.12	--	1.10	--	--	--	--
MW-31-060	03/13/24	N	<1	--	<0.1	390	--	--	--	0.037 J	--	1.20	--	--	--	--
MW-31-060	02/08/24	N	0.21	<1	1.2 J	31	--	--	--	<0.02	--	0.019 J	9.6	--	0.63	--
MW-31-060	01/09/24	N	<1	--	<0.1	370	--	--	--	0.24	--	1.70	--	--	--	--
MW-31-060	12/13/23	N	<1	--	<0.1 J	370 J	--	--	--	0.033	--	1.50 J	--	--	--	--
MW-31-060	11/10/23	N	<1	1.3	<0.1	430	--	--	--	<0.02	--	1.90	<0.5 J	--	<0.5	--
MW-31-060	10/12/23	N	<0.2	--	<0.1	420	--	--	--	0.23	--	1.80	--	--	--	--
MW-31-060	09/14/23	N	<1	--	<0.1	580	--	--	--	0.26	--	3	--	--	--	--
MW-31-060	08/11/23	N	13	14	<0.1	28	--	--	--	<0.02	--	0.014	19	--	<0.5	--
MW-31-060	07/21/23	N	<0.2	--	<0.1	550 J	--	--	--	0.057 J	--	2.70	--	--	--	--
MW-31-060	06/14/23	N	<5	--	<0.1	460	--	--	--	0.022	--	2.60	--	--	--	--
MW-31-060	05/12/23	N	<0.2	<1	<0.1	420	--	--	--	0.065 J	--	1.90	1.4	--	<0.5	--
MW-31-060	04/04/23	N	0.41	--	0.86 J	140	--	--	--	0.065	--	0.84 J	--	--	--	--
MW-31-060	03/09/23	N	<1	--	<0.1	390	--	--	--	<0.02 J	--	2.10 J	--	--	--	--
MW-31-060	02/08/23	N	<1	<1	<0.1	400	--	--	--	0.038 J	--	2.40	0.57	--	<0.5	--
MW-31-060	01/10/23	N	<2	--	2.2	210 J	--	--	--	0.041 J	--	2.10	--	--	--	--
MW-31-060	12/07/22	N	<1	--	<0.1	220	--	--	--	0.063 J	--	2.50	--	--	--	--
MW-31-060	11/09/22	N	<1	5.5	1.3	160	--	--	--	<0.02 J	--	1.70	1.2	--	<0.5	--
MW-31-060	10/12/22	N	<1	--	<0.1	91 J	--	--	--	0.079	--	0.69 J	--	--	--	--
MW-31-060	09/14/22	N	30	--	<0.1	99	--	--	--	0.17 J	--	0.98	--	--	--	--
MW-31-060	08/10/22	N	<1	<1	<0.1	76	--	--	--	0.26 J	--	0.85	7.6	--	<0.5 J	--
MW-31-060	07/13/22	N	190	--	<0.1 J	67 J	--	--	--	0.043 J	--	0.12 J	--	--	--	--
MW-31-060	06/13/22	N	340	340 J	<0.1 J	67	--	--	--	0.044 J	--	0.024	17	--	3.8	--
MW-31-060	05/20/22	N	48	--	<0.1 J	79 J	--	--	--	0.14	--	0.69	--	--	--	--
MW-31-060	04/12/22	N	<0.2	--	3.6 J	230	--	--	--	0.21	--	5.40	--	--	--	--

Appendix B
January 2020 to June 2026 Analytical Results
Second Quarter 2026 Quarterly Progress Report
Pacific Gas and Electric Company, Topock Compressor Station, Needles, California

Monitoring Well ID	Sample Date	Sample Type	Hexavalent Chromium (µg/L)	Total Dissolved Chromium (µg/L)	Dissolved Arsenic (µg/L)	Dissolved Barium (µg/L)	Dissolved Boron (mg/L)	Dissolved Calcium (mg/L)	Total Iron (mg/L)	Dissolved Iron (mg/L)	Dissolved Magnesium (mg/L)	Dissolved Manganese (mg/L)	Dissolved Molybdenum (µg/L)	Dissolved Potassium (mg/L)	Dissolved Selenium (µg/L)	Dissolved Sodium (mg/L)
MW-31-060	03/04/22	N	230	230	<0.1	320	--	--	--	0.047	--	2.20	22	--	8.8	--
MW-31-060	02/01/22	N	<1	--	6.9	480	--	--	--	0.031	--	7.80 J	--	--	--	--
MW-31-060	12/16/21	N	310	310	0.52	55	--	--	--	0.021 J	--	0.0013	25	--	3.1	--
MW-31-060	04/30/21	N	150	150	<0.1	--	--	--	--	--	--	0.0019	--	--	--	--
MW-31-060	12/07/20	N	410	400 J	0.53	--	0.54 J	100 J	--	0.03 J	19 J	0.001	22 J	6 J	3.3 J	450 J
MW-31-060	06/24/20	N	320	280	0.36	--	--	--	--	--	--	<0.0005	--	--	--	--
MW-31-060	04/14/26	FD	<0.2	--	<0.1	180	--	--	--	0.15 J	--	0.5	--	--	--	--
MW-31-060	11/11/25	FD	<0.2	<1	<0.1	230	--	--	--	0.036	--	0.42	5.1	--	<0.5	--
MW-31-060	09/11/25	FD	<0.2	--	<0.1	240	--	--	--	0.069	--	0.48	--	--	--	--
MW-31-060	07/14/25	FD	<0.2	--	<0.1	240	--	--	--	0.02	--	0.39	--	--	--	--
MW-31-060	04/09/25	FD	<1	--	<0.1	290	--	--	--	<0.02	--	0.45	--	--	--	--
MW-31-060	11/11/24	FD	<1	<1	0.56	310	--	--	--	<0.02	--	0.64	<0.5	--	<0.5	--
MW-31-060	08/06/24	FD	<0.2	<1	0.16 J	330	--	--	--	0.15	--	0.78	3.9	--	<0.5	--
MW-31-060	07/16/24	FD	<0.2	--	2.7 J	190	--	--	--	0.37	--	0.69	--	--	--	--
MW-31-060	11/09/22	FD	<1	5.3	1.4	160	--	--	--	0.06 J	--	1.70	1.1	--	<0.5	--
MW-31-060	12/16/21	FD	310	310	0.32	57	--	--	--	<0.02	--	0.0013	26	--	3.1	--
MW-31-135	06/09/26	N	2.2	--	3.3 J	47	--	--	--	0.13 J	--	0.02	--	--	--	--
MW-31-135	05/12/26	N	2.6	2.6	<0.1	39	--	--	--	0.04	--	0.016	18	--	<0.5	--
MW-31-135	04/14/26	N	6.9	--	0.54	36	--	--	--	<0.02	--	0.0086	--	--	--	--
MW-31-135	03/10/26	N	27	--	<0.1	61	--	--	--	0.079	--	0.0046	--	--	--	--
MW-31-135	02/10/26	N	18	17 J	<0.1	50	--	--	--	<0.02	--	0.0063	24 J	--	0.58	--
MW-31-135	01/12/26	N	24	--	<0.1	63	--	--	--	<0.02	--	0.015	--	--	--	--
MW-31-135	12/09/25	N	1.5	--	0.96	33	--	--	--	<0.02	--	0.0036	--	--	--	--
MW-31-135	11/11/25	N	11	11	1.1 J	37	--	--	--	<0.02	--	0.013	16	--	<0.5	--
MW-31-135	10/20/25	N	11	--	<0.1	34	--	--	--	<0.02	--	0.012	--	--	--	--
MW-31-135	09/08/25	N	13	--	<0.1	32	--	--	--	<0.02	--	0.01	--	--	--	--
MW-31-135	08/13/25	N	12	11	<0.1	35	--	--	--	<0.02	--	0.0088	19	--	<0.5	--
MW-31-135	07/14/25	N	11	--	<0.1	37	--	--	--	<0.02	--	0.01	--	--	--	--
MW-31-135	06/09/25	N	6.3	--	<0.1	35	--	--	--	<0.02	--	0.015	--	--	--	--
MW-31-135	05/07/25	N	8.7	8.7	0.48 J	36 J	--	--	--	<0.02	--	0.015	18	--	<0.5	--
MW-31-135	04/09/25	N	11	--	1.3	31	--	--	--	<0.02	--	0.011	--	--	--	--
MW-31-135	03/10/25	N	11	--	0.66	34	--	--	--	<0.02	--	0.0081	--	--	--	--
MW-31-135	02/13/25	N	18	16	0.4 J	32	--	--	--	<0.02	--	0.01	18	--	<0.5	--
MW-31-135	01/15/25	N	11	--	2.8	36	--	--	--	0.057	--	0.014	--	--	--	--
MW-31-135	12/11/24	N	14	--	2.9	35 J	--	--	--	<0.02	--	0.012 J	--	--	--	--
MW-31-135	11/11/24	N	15	16	3.2	37	--	--	--	<0.02	--	0.012	17	--	<0.5	--
MW-31-135	10/08/24	N	16	--	2.7	33	--	--	--	<0.02	--	0.013	--	--	--	--
MW-31-135	09/10/24	N	17	--	2.9	33	--	--	--	<0.02	--	0.017	--	--	--	--
MW-31-135	08/06/24	N	20	19	3 J	38	--	--	--	<0.02	--	0.021	16	--	<0.5	--
MW-31-135	07/16/24	N	14	--	3.1 J	34	--	--	--	<0.02	--	0.016	--	--	--	--
MW-31-135	06/13/24	N	12	--	3.4	35	--	--	--	0.23	--	0.021 J	--	--	--	--
MW-31-135	05/08/24	N	9.5	10	<0.1 J	35	--	--	--	<0.02	--	0.017	19	--	<0.5	--
MW-31-135	04/12/24	N	11	--	<0.1	33	--	--	--	<0.02	--	0.013	--	--	--	--
MW-31-135	03/13/24	N	12	--	<0.1	33	--	--	--	<0.02	--	0.015	--	--	--	--
MW-31-135	02/08/24	N	12	12	<0.1 J	36	--	--	--	0.021	--	0.017 J	22	--	<0.5	--
MW-31-135	01/09/24	N	16	--	<0.1	41	--	--	--	<0.02	--	0.024	--	--	--	--
MW-31-135	12/13/23	N	10 J	--	<0.1 J	33 J	--	--	--	0.086	--	0.018 J	--	--	--	--
MW-31-135	11/10/23	N	16	15	<0.1	35	--	--	--	0.029	--	0.024	32 J	--	<0.5	--
MW-31-135	10/12/23	N	18	--	<0.1	37	--	--	--	0.32 J	--	0.026	--	--	--	--
MW-31-135	09/14/23	N	16	--	<0.1	36	--	--	--	<0.02	--	0.012	--	--	--	--
MW-31-135	08/11/23	N	21	21	<0.1	42	--	--	--	0.047	--	0.019	30	--	<0.5	--

Appendix B
January 2020 to June 2026 Analytical Results
Second Quarter 2026 Quarterly Progress Report
Pacific Gas and Electric Company, Topock Compressor Station, Needles, California

Monitoring Well ID	Sample Date	Sample Type	Hexavalent Chromium (µg/L)	Total Dissolved Chromium (µg/L)	Dissolved Arsenic (µg/L)	Dissolved Barium (µg/L)	Dissolved Boron (mg/L)	Dissolved Calcium (mg/L)	Total Iron (mg/L)	Dissolved Iron (mg/L)	Dissolved Magnesium (mg/L)	Dissolved Manganese (mg/L)	Dissolved Molybdenum (µg/L)	Dissolved Potassium (mg/L)	Dissolved Selenium (µg/L)	Dissolved Sodium (mg/L)
MW-31-135	07/21/23	N	22	–	<0.1	41 J	–	--	–	<0.02	–	0.0081 J	--	–	–	–
MW-31-135	06/14/23	N	19	–	<0.1	37	–	--	–	0.027	–	0.0092	--	–	–	–
MW-31-135	05/12/23	N	<0.2	<1	<0.1	41	–	--	–	0.042 J	–	0.022	31	–	<0.5	–
MW-31-135	04/04/23	N	16	–	<0.1 J	37	–	--	–	<0.02	–	0.0053 J	--	–	–	–
MW-31-135	03/09/23	N	15	–	<0.1	34	–	--	–	<0.02 J	–	0.0044 J	--	–	–	–
MW-31-135	02/08/23	N	16	19	<0.1	45	–	--	–	<0.02 J	–	0.0086 J	31	–	<0.5	–
MW-31-135	01/10/23	N	3.4	–	<0.1 J	37 J	–	--	–	0.097 J	–	0.015	--	–	–	–
MW-31-135	12/07/22	N	<1	–	1.3	35	–	--	–	<0.02	–	0.0055	--	–	–	–
MW-31-135	11/09/22	N	<1	1.5	<0.1	58	–	--	–	0.53	–	0.16	45	–	<0.5	–
MW-31-135	10/12/22	N	17	–	<0.1	40 J	–	--	–	<0.02	–	0.0035 J	--	–	–	–
MW-31-135	09/14/22	N	19	–	1.1	41	–	--	–	<0.02	–	0.0031	--	–	–	–
MW-31-135	08/10/22	N	25	25	<0.1	40	–	--	–	<0.02 J	–	0.0021	28	–	0.92 J	–
MW-31-135	07/13/22	N	23	–	<0.1 J	44 J	–	--	–	<0.02 J	–	0.013 J	--	–	–	–
MW-31-135	06/13/22	N	23	21 J	<0.1 J	49	–	--	–	0.048 J	–	0.0036	29	–	0.79	–
MW-31-135	05/20/22	N	26	–	<0.1 J	51 J	–	--	–	<0.02	–	0.003	--	–	–	–
MW-31-135	04/12/22	N	26	–	<0.1 J	55	–	--	–	<0.02	–	0.00076	--	–	–	–
MW-31-135	03/07/22	N	20	24	3.8 J	62 J	–	--	–	0.48	–	0.014 J	28	–	1	–
MW-31-135	02/01/22	N	15	–	<0.1	49	–	--	–	0.024	–	0.0067 J	--	–	–	–
MW-31-135	12/16/21	N	13	14	<0.1	46	–	--	–	<0.02	–	<0.0005	27	–	0.58	–
MW-31-135	12/07/20	N	15	13 J	<0.1	–	2.4 J	340 J	–	<0.1 J	31 J	<0.0005	26 J	–	0.72 J	1,800 J
MW-31-135	05/12/26	FD	2.7	2.4	<0.1	36	–	--	–	<0.02	–	0.015	17	–	<0.5	–
MW-31-135	05/07/25	FD	8.6	8.7	0.49	35 J	–	--	–	<0.02	–	0.017	18	–	<0.5	–
MW-31-135	02/13/25	FD	17	16	0.82 J	32	–	--	–	<0.02	–	0.011	18	–	<0.5	–
MW-31-135	05/08/24	FD	9.6	10	<0.1 J	35	–	--	–	<0.02	–	0.017	20	–	<0.5	–
MW-31-135	02/08/24	FD	12	11	<0.1 J	36	–	--	–	<0.02	–	0.016 J	21	–	<0.5	–
MW-31-135	10/12/23	FD	16	–	<0.1	36	–	--	–	0.19 J	–	0.023	--	–	–	–
MW-31-135	09/14/23	FD	17	–	<0.1	37	–	--	–	<0.02	–	0.012	--	–	–	–
MW-31-135	08/11/23	FD	21	21	<0.1	42	–	--	–	<0.02	–	0.019	29	–	<0.5	–
MW-31-135	07/21/23	FD	22	–	<0.1	41 J	–	--	–	<0.02	–	0.0062 J	--	–	–	–
MW-31-135	02/08/23	FD	15	18	<0.1	44	–	--	–	<0.02 J	–	0.0068 J	30	–	<0.5	–
MW-31-135	01/10/23	FD	3.6	–	0.51 J	38 J	–	--	–	0.058 J	–	0.018	--	–	–	–
MW-31-135	03/07/22	FD	19	23	3.5 J	59 J	–	--	–	0.53	–	0.018 J	27	–	0.9	–
MW-32-020	06/16/26	N	<2	<1	3.1	57	–	--	–	8.30	–	0.6	--	–	–	–
MW-32-020	02/19/26	N	<1	–	<0.1	49	–	--	–	6.70	–	0.63	--	–	–	–
MW-32-020	11/19/25	N	<1	<1	<0.1	51 J	–	--	–	8 J	–	0.64 J	110	–	1.2	–
MW-32-020	08/21/25	N	<1	–	<0.1	64	–	--	–	8	–	0.5	--	–	–	–
MW-32-020	05/22/25	N	<1	<5	<0.5	50	–	--	–	7	–	0.63	--	–	–	–
MW-32-020	02/27/25	N	<1	–	<0.5	66	–	--	–	6.70	–	0.62	--	–	–	–
MW-32-020	11/14/24	N	<1	<1	2.4	62	–	--	–	7.30	–	0.7	110	–	1.1	–
MW-32-020	08/14/24	N	<1	–	2.4	73	–	--	–	6.30	–	0.46	--	–	–	–
MW-32-020	05/10/24	N	<1	<5	<0.5	72	–	--	–	6.50	–	0.43	--	–	–	–
MW-32-020	02/22/24	N	<1	–	<0.5	92	–	--	–	3.60	–	0.33	--	–	–	–
MW-32-020	11/14/23	N	<1	<1	<0.1	75	–	--	–	6.90 J	–	0.42 J	110	–	1.5	–
MW-32-020	08/16/23	N	<1	–	<0.1	87 J	–	--	–	5.90 J	–	0.32 J	--	–	–	–
MW-32-020	05/23/23	N	<1	<1	<0.1 J	71	–	--	–	5.70	–	0.29	--	–	–	–
MW-32-020	02/14/23	N	<1	–	2	96	–	--	–	6.90 J	–	0.3	--	–	–	–
MW-32-020	11/10/22	N	<1	<5	<0.5	110	–	--	–	5.40	–	0.3	120	–	<2.5	–
MW-32-020	08/19/22	N	<1	–	2.6	120	–	--	–	3.60	–	0.28 J	--	–	–	–
MW-32-020	05/04/22	N	<1	<1	<0.1 J	77 J	–	--	–	2.20	–	0.094 J	--	–	–	–
MW-32-020	03/04/22	N	<1	–	<0.1	170	–	--	–	3.50	–	0.13	--	–	–	–
MW-32-020	11/30/21	N	<1	<1	<0.1 J	110	–	--	–	4.50	–	0.2	100	–	2.2	–

Appendix B
January 2020 to June 2026 Analytical Results
Second Quarter 2026 Quarterly Progress Report
Pacific Gas and Electric Company, Topock Compressor Station, Needles, California

Monitoring Well ID	Sample Date	Sample Type	Hexavalent Chromium (µg/L)	Total Dissolved Chromium (µg/L)	Dissolved Arsenic (µg/L)	Dissolved Barium (µg/L)	Dissolved Boron (mg/L)	Dissolved Calcium (mg/L)	Total Iron (mg/L)	Dissolved Iron (mg/L)	Dissolved Magnesium (mg/L)	Dissolved Manganese (mg/L)	Dissolved Molybdenum (µg/L)	Dissolved Potassium (mg/L)	Dissolved Selenium (µg/L)	Dissolved Sodium (mg/L)
MW-32-020	12/07/20	N	<1	<1 J	3.8	--	3.8 J	340 J	--	6.10 J	440 J	0.16	160 J	--	1.5 J	5,000 J
MW-32-020	05/23/23	FD	<1	<1	<0.1 J	66	--	--	--	5.80	--	0.24	--	--	--	--
MW-32-035	06/16/26	N	<1	<1	14	150	--	--	--	10	--	1	--	--	--	--
MW-32-035	02/19/26	N	<1	--	3.7	770	--	--	--	14	--	0.82	--	--	--	--
MW-32-035	11/19/25	N	<1	<1	6.9	950 J	--	--	--	15 J	--	0.85 J	6.9	--	<0.5	--
MW-32-035	08/21/25	N	<1	--	7.2	1,000	--	--	--	16	--	0.77	--	--	--	--
MW-32-035	05/22/25	N	<1	<1	16	140	--	--	--	8.90	--	1.10	--	--	--	--
MW-32-035	02/27/25	N	<0.2	--	7.3	570	--	--	--	13	--	0.94	--	--	--	--
MW-32-035	11/14/24	N	<1	<1	13	1,100	--	--	--	14	--	1.10	8.5	--	<0.5	--
MW-32-035	08/14/24	N	<1	--	15	1,000	--	--	--	13	--	0.94	--	--	--	--
MW-32-035	05/10/24	N	<1	<1	23	110	--	--	--	11	--	1	--	--	--	--
MW-32-035	02/22/24	N	<1	--	15	880	--	--	--	15	--	1.10	--	--	--	--
MW-32-035	11/14/23	N	<1	<1	14	1,200	--	--	--	14 J	--	1 J	12	--	<0.5	--
MW-32-035	08/16/23	N	<1	--	14	650 J	--	--	--	13 J	--	0.74 J	--	--	--	--
MW-32-035	05/23/23	N	<1	<1	16	130	--	--	--	9.80	--	0.68 J	--	--	--	--
MW-32-035	02/14/23	N	<1	--	5.3	360	--	--	--	26 J	--	0.61	--	--	--	--
MW-32-035	11/10/22	N	<0.2	<1	20	380	--	--	--	13	--	0.83	13	--	<0.5	--
MW-32-035	08/19/22	N	<0.2	--	17	260	--	--	--	10	--	0.77 J	--	--	--	--
MW-32-035	05/04/22	N	<0.2	<1	5.7 J	84 J	--	--	--	1.90 J	--	0.74 J	--	--	--	--
MW-32-035	03/04/22	N	<1	--	13	200	--	--	--	10	--	0.58	--	--	--	--
MW-32-035	11/30/21	N	<0.2	<1	15 J	160	--	--	--	12	--	0.59	9.6	--	<0.5	--
MW-32-035	04/27/21	N	<0.2	1.1	24	--	--	--	--	--	--	0.66	--	--	--	--
MW-32-035	12/07/20	N	<1	<1 J	17	--	0.94 J	300 J	--	11 J	210 J	0.75	13 J	18 J	<0.5	1,100 J
MW-32-035	06/18/20	N	<0.2	<1	26 J	--	--	--	--	--	--	0.61	--	--	--	--
MW-32-035	11/14/23	FD	<1	<1	14	1,100	--	--	--	14 J	--	0.98 J	17	--	<0.5	--
MW-32-035	05/04/22	FD	<0.2	<1	10 J	83 J	--	--	--	2.90 J	--	0.62 J	--	--	--	--
MW-32-035	12/07/20	FD	<1	<1 J	17	--	0.9 J	300 J	--	10 J	200 J	0.73	13 J	19 J	<0.5	1,100 J
MW-33-040	05/28/26	N	<1	<1	--	--	--	--	--	--	--	--	--	--	--	--
MW-33-040	02/16/26	N	<1	--	--	--	--	--	--	--	--	--	--	--	--	--
MW-33-040	11/20/25	N	<1	<1	--	--	--	--	--	--	--	--	120	--	1	--
MW-33-040	08/28/25	N	<1	--	--	--	--	--	--	--	--	--	--	--	--	--
MW-33-040	05/29/25	N	<1	<1	--	--	--	--	--	--	--	--	--	--	--	--
MW-33-040	02/26/25	N	<1	--	--	--	--	--	--	0.02	--	--	--	--	--	--
MW-33-040	11/14/24	N	<1	<1	--	--	--	--	--	<0.02	--	--	150	--	1.5	--
MW-33-040	08/21/24	N	1.1	--	--	--	--	--	--	<0.02	--	--	--	--	--	--
MW-33-040	05/13/24	N	<1	<1	--	--	--	--	--	0.033 J	--	--	--	--	--	--
MW-33-040	02/21/24	N	<1	--	--	--	--	--	--	--	--	--	--	--	--	--
MW-33-040	11/15/23	N	<1	<1	--	--	--	--	--	--	--	--	170	--	1.3	--
MW-33-040	08/23/23	N	<1	--	--	--	--	--	--	--	--	--	--	--	--	--
MW-33-040	05/24/23	N	<1	<1	--	--	--	--	--	--	--	--	--	--	--	--
MW-33-040	02/14/23	N	<1	--	--	--	--	--	--	--	--	--	--	--	--	--
MW-33-040	11/17/22	N	<1	<1	--	--	--	--	--	--	--	--	340	--	1.8	--
MW-33-040	08/24/22	N	<1	--	--	--	--	--	--	--	--	--	--	--	--	--
MW-33-040	06/09/22	N	<1	<1 J	--	--	--	--	--	--	--	--	--	--	--	--
MW-33-040	03/03/22	N	<0.2	--	--	--	--	--	--	--	--	--	--	--	--	--
MW-33-040	11/30/21	N	<1	2.2	--	--	--	--	--	--	--	--	380	--	5.7	--
MW-33-040	04/29/21	N	<0.2	<1	4.7	--	--	--	--	--	--	0.036	140	--	0.52	--
MW-33-040	12/02/20	N	<1	1.8	9.3	--	4.2	75	--	<0.1	180	0.016	440	--	11	3,600
MW-33-040	06/17/20	N	<0.2	<1	5.5	--	--	--	--	--	--	0.054	120	--	<0.5	--
MW-33-090	05/28/26	N	<0.2	<1	--	--	--	--	--	--	--	--	--	--	--	--
MW-33-090	02/16/26	N	<0.2	--	--	--	--	--	--	--	--	--	--	--	--	--

Appendix B
January 2020 to June 2026 Analytical Results
Second Quarter 2026 Quarterly Progress Report
Pacific Gas and Electric Company, Topock Compressor Station, Needles, California

Monitoring Well ID	Sample Date	Sample Type	Hexavalent Chromium (µg/L)	Total Dissolved Chromium (µg/L)	Dissolved Arsenic (µg/L)	Dissolved Barium (µg/L)	Dissolved Boron (mg/L)	Dissolved Calcium (mg/L)	Total Iron (mg/L)	Dissolved Iron (mg/L)	Dissolved Magnesium (mg/L)	Dissolved Manganese (mg/L)	Dissolved Molybdenum (µg/L)	Dissolved Potassium (mg/L)	Dissolved Selenium (µg/L)	Dissolved Sodium (mg/L)
MW-33-090	11/20/25	N	<1	<1	–	–	–	--	–	–	–	–	7	–	<0.5	–
MW-33-090	08/28/25	N	<0.2	–	–	–	–	--	–	–	–	–	--	–	–	–
MW-33-090	05/29/25	N	<1	<1	–	–	–	--	–	–	–	–	--	–	–	–
MW-33-090	02/26/25	N	<1	–	–	–	–	--	–	<0.02	–	–	--	–	–	–
MW-33-090	11/14/24	N	<1	<1	–	–	–	--	–	<0.02	–	–	9.1	–	<0.5	–
MW-33-090	08/21/24	N	<1	–	–	–	–	--	–	<0.02	–	–	--	–	–	–
MW-33-090	05/13/24	N	<1	<1	–	–	–	--	–	<0.02	–	–	--	–	–	–
MW-33-090	02/21/24	N	<1	–	–	–	–	--	–	–	–	–	--	–	–	–
MW-33-090	11/15/23	N	1.7	2	–	–	–	--	–	–	–	–	11	–	<0.5	–
MW-33-090	08/23/23	N	4	–	–	–	–	--	–	–	–	–	--	–	–	–
MW-33-090	05/24/23	N	5	5.3	–	–	–	--	–	–	–	–	--	–	–	–
MW-33-090	02/14/23	N	6.9	–	–	–	–	--	–	–	–	–	--	–	–	–
MW-33-090	11/17/22	N	5.4	5	–	–	–	--	–	–	–	–	8.8	–	<0.5	–
MW-33-090	08/24/22	N	2.8	–	–	–	–	--	–	–	–	–	--	–	–	–
MW-33-090	06/09/22	N	2.7	3.2 J	–	–	–	--	–	–	–	–	--	–	–	–
MW-33-090	03/03/22	N	4.8	–	–	–	–	--	–	–	–	–	--	–	–	–
MW-33-090	11/30/21	N	3	5.6	–	–	–	--	–	–	–	–	8.1	–	<0.5	–
MW-33-090	04/29/21	N	3.4	3.9	<0.1	–	–	--	–	–	–	0.0041	8.4	–	<0.5	–
MW-33-090	12/02/20	N	3.1	11	1.1	–	1.2	230	–	0.42	30	0.023	9.9	–	<0.5	1,600
MW-33-090	06/17/20	N	3.3	6.3	<0.1	–	–	--	–	–	–	0.011	8.2	–	<0.5	–
MW-33-090	02/16/26	FD	<0.2	–	–	–	–	--	–	–	–	–	--	–	–	–
MW-33-090	08/28/25	FD	<0.2	–	–	–	–	--	–	–	–	–	--	–	–	–
MW-33-090	08/24/22	FD	2.7	–	–	–	–	--	–	–	–	–	--	–	–	–
MW-33-090	11/30/21	FD	3	6.6	–	–	–	--	–	–	–	–	8.2	–	<0.5	–
MW-33-150	05/28/26	N	10	10	–	–	–	--	–	–	–	–	--	–	–	–
MW-33-150	02/16/26	N	10	–	–	–	–	--	–	–	–	–	--	–	–	–
MW-33-150	11/20/25	N	8.5	8.1	–	–	–	--	–	–	–	–	38	–	0.74 J	–
MW-33-150	08/28/25	N	7.1	–	–	–	–	--	–	–	–	–	--	–	–	–
MW-33-150	05/29/25	N	8.9	9.2	–	–	–	--	–	–	–	–	--	–	–	–
MW-33-150	02/26/25	N	8.6	–	–	–	–	--	–	–	–	–	--	–	–	–
MW-33-150	11/14/24	N	6.2	7.4	–	–	–	--	–	–	–	–	37	–	<0.5	–
MW-33-150	08/21/24	N	12	–	–	–	–	--	–	–	–	–	--	–	–	–
MW-33-150	05/13/24	N	10	9.3	–	–	–	--	–	–	–	–	--	–	–	–
MW-33-150	02/21/24	N	11	–	–	–	–	--	–	–	–	–	--	–	–	–
MW-33-150	11/15/23	N	5.8	5.8	–	–	–	--	–	–	–	–	43	–	0.71	–
MW-33-150	08/23/23	N	8.4	–	–	–	–	--	–	–	–	–	--	–	–	–
MW-33-150	05/24/23	N	8.1	8.4	–	–	–	--	–	–	–	–	--	–	–	–
MW-33-150	02/14/23	N	14	–	–	–	–	--	–	–	–	–	--	–	–	–
MW-33-150	11/17/22	N	5.2	6.9	–	–	–	--	–	–	–	–	37	–	0.73	–
MW-33-150	08/24/22	N	6.5	–	–	–	–	--	–	–	–	–	--	–	–	–
MW-33-150	06/09/22	N	3.3	5.1 J	–	–	–	--	–	–	–	–	--	–	–	–
MW-33-150	03/03/22	N	4.3	–	–	–	–	--	–	–	–	–	--	–	–	–
MW-33-150	11/30/21	N	2.8	31	–	–	–	--	–	–	–	–	39	–	0.63	–
MW-33-150	04/29/21	N	7	8.2	<0.1	–	–	--	–	–	–	0.015	45	–	0.82	–
MW-33-150	12/02/20	N	5	8.8	1.3	–	2	450	–	0.28	77	0.012	41	–	0.61	2,500
MW-33-150	06/17/20	N	4.9	11	<0.1	–	–	--	–	–	–	0.0083	48	–	0.83	–
MW-33-210	05/28/26	N	<1	<1	–	–	–	--	–	–	–	–	--	–	–	–
MW-33-210	02/16/26	N	4.9	–	–	–	–	--	–	–	–	–	--	–	–	–
MW-33-210	11/20/25	N	2.6	3.4	–	–	–	--	–	–	–	–	--	–	–	–
MW-33-210	08/28/25	N	<1	–	–	–	–	--	–	–	–	–	--	–	–	–
MW-33-210	05/29/25	N	<1	<1	–	–	–	--	–	–	–	–	--	–	–	–

Appendix B
January 2020 to June 2026 Analytical Results
Second Quarter 2026 Quarterly Progress Report
Pacific Gas and Electric Company, Topock Compressor Station, Needles, California

Monitoring Well ID	Sample Date	Sample Type	Hexavalent Chromium (µg/L)	Total Dissolved Chromium (µg/L)	Dissolved Arsenic (µg/L)	Dissolved Barium (µg/L)	Dissolved Boron (mg/L)	Dissolved Calcium (mg/L)	Total Iron (mg/L)	Dissolved Iron (mg/L)	Dissolved Magnesium (mg/L)	Dissolved Manganese (mg/L)	Dissolved Molybdenum (µg/L)	Dissolved Potassium (mg/L)	Dissolved Selenium (µg/L)	Dissolved Sodium (mg/L)
MW-33-210	02/26/25	N	<1	–	–	–	–	--	–	–	–	–	--	–	–	–
MW-33-210	11/14/24	N	<1	<1	–	–	–	--	–	–	–	–	--	–	–	–
MW-33-210	08/21/24	N	<1	–	–	–	–	--	–	–	–	–	--	–	–	–
MW-33-210	05/13/24	N	<0.2	<1	–	–	–	--	–	–	–	–	--	–	–	–
MW-33-210	02/21/24	N	4.8	–	–	–	–	--	–	–	–	–	--	–	–	–
MW-33-210	11/15/23	N	5.6	5.9	–	–	–	--	–	–	–	–	--	–	–	–
MW-33-210	08/23/23	N	13	–	–	–	–	--	–	–	–	–	--	–	–	–
MW-33-210	05/24/23	N	12	12	–	–	–	--	–	–	–	–	--	–	–	–
MW-33-210	02/14/23	N	14	–	–	–	–	--	–	–	–	–	--	–	–	–
MW-33-210	11/17/22	N	12	11	–	–	–	--	–	–	–	–	--	–	–	–
MW-33-210	08/24/22	N	11	–	–	–	–	--	–	–	–	–	--	–	–	–
MW-33-210	06/09/22	N	9.9	10 J	–	–	–	--	–	–	–	–	--	–	–	–
MW-33-210	03/03/22	N	8.6	–	–	–	–	--	–	–	–	–	--	–	–	–
MW-33-210	11/30/21	N	12	20	–	–	–	--	–	–	–	–	--	–	–	–
MW-33-210	04/29/21	N	7.5	8.9	<0.1	–	–	--	–	–	–	0.0078	24	–	<0.5	–
MW-33-210	12/02/20	N	12	15	1.2	–	2.6	440	–	0.24	69	0.012	20	–	0.75	3,400
MW-33-210	06/17/20	N	7.2	15	<0.1	–	–	--	–	–	–	0.0072	22	–	<0.5	–
MW-34-055	06/09/26	N	–	–	–	–	–	--	–	–	–	–	--	–	–	–
MW-34-055	04/16/26	N	<0.2	<1	2.3	110 J	–	--	–	0.034	–	0.18	--	–	–	–
MW-34-055	01/27/26	N	<0.2	–	3.6 J	46	–	--	–	0.052	–	0.16 J	--	–	–	–
MW-34-055	11/12/25	N	<0.2	<1	4.8	42	–	--	–	0.072	–	0.15 J	4.7 J	–	<0.5	–
MW-34-055	09/10/25	N	–	–	–	–	–	--	–	–	–	–	--	–	–	–
MW-34-055	08/12/25	N	0.26	–	5.2	29 J	–	--	–	<0.02 J	–	0.016	--	–	–	–
MW-34-055	05/14/25	N	<0.2	<1	2.5	36	–	--	–	<0.02	–	0.11	--	–	–	–
MW-34-055	02/12/25	N	<0.2	–	3.3	40	–	--	–	0.067	–	0.14	--	–	–	–
MW-34-055	11/12/24	N	<0.2	<1	1.9	85	–	--	–	0.84	–	0.11	4.1	–	<0.5	–
MW-34-055	08/08/24	N	<0.2	–	3.6	33	–	--	–	<0.02	–	0.085	--	–	–	–
MW-34-055	05/08/24	N	<0.2	<1	2.2	55	–	--	–	0.042	–	0.11	--	–	–	–
MW-34-055	02/07/24	N	<0.2	–	4.3	36 J	–	--	–	0.082 J	–	0.21 J	--	–	–	–
MW-34-055	11/08/23	N	<0.2	<1	5.3	29 J	–	--	–	<0.02	–	0.1 J	4.2	–	<0.5	–
MW-34-055	08/23/23	N	<0.2	–	6.1 J	32	–	--	–	<0.02	–	0.085	--	–	–	–
MW-34-055	05/10/23	N	<0.2	<1	4.7	39	–	--	–	0.12	–	0.13	--	–	–	–
MW-34-055	02/22/23	N	0.23	–	3.5	28	–	--	–	<0.02	–	0.018	--	–	–	–
MW-34-055	11/09/22	N	<0.2	<1	3.7	28	–	--	–	0.052	–	0.11	4.1	–	<0.5	–
MW-34-055	08/23/22	N	<0.2	–	3.4	30 J	–	--	–	0.094 J	–	0.11 J	--	–	–	–
MW-34-055	05/05/22	N	<0.2	<1	2.1 J	27 J	–	--	–	0.027	–	0.058 J	--	–	–	–
MW-34-055	03/10/22	N	0.27	–	2.2	30	–	--	–	0.043	–	0.079	--	–	–	–
MW-34-055	12/01/21	N	<0.2	<1	4	30	–	--	–	0.096	–	0.087	4.5	–	<0.5	–
MW-34-055	11/19/21	N	<0.2	–	–	–	–	--	–	–	–	–	--	–	–	–
MW-34-055	11/02/21	N	<0.2	–	–	–	–	--	–	–	–	–	--	–	–	–
MW-34-055	10/20/21	N	<0.2	–	–	–	–	--	–	–	–	–	--	–	–	–
MW-34-055	10/06/21	N	<0.2	–	–	–	–	--	–	–	–	–	--	–	–	–
MW-34-055	09/22/21	N	<0.2	–	–	–	–	--	–	–	–	–	--	–	–	–
MW-34-055	09/08/21	N	<0.2	–	–	–	–	--	–	–	–	–	--	–	–	–
MW-34-055	08/26/21	N	<0.2	–	–	–	–	--	–	–	–	–	--	–	–	–
MW-34-055	08/10/21	N	<0.2	–	–	–	–	--	–	–	–	–	--	–	–	–
MW-34-055	07/26/21	N	<0.2	–	–	–	–	--	–	–	–	–	--	–	–	–
MW-34-055	07/12/21	N	<0.2	–	–	–	–	--	–	–	–	–	--	–	–	–
MW-34-055	06/30/21	N	<0.2	–	–	–	–	--	–	–	–	–	--	–	–	–
MW-34-055	12/03/20	N	<0.2	<1	2.7 J	–	0.19	67	–	0.033 J	23 J	0.068	5.2	5.4 J	<0.5	92 J
MW-34-055	12/03/20	FD	<0.2	<1	2.8 J	–	0.18	65	–	0.022 J	22 J	0.07	5.4	5.3 J	<0.5	89 J

Appendix B
January 2020 to June 2026 Analytical Results
Second Quarter 2026 Quarterly Progress Report
Pacific Gas and Electric Company, Topock Compressor Station, Needles, California

Monitoring Well ID	Sample Date	Sample Type	Hexavalent Chromium (µg/L)	Total Dissolved Chromium (µg/L)	Dissolved Arsenic (µg/L)	Dissolved Barium (µg/L)	Dissolved Boron (mg/L)	Dissolved Calcium (mg/L)	Total Iron (mg/L)	Dissolved Iron (mg/L)	Dissolved Magnesium (mg/L)	Dissolved Manganese (mg/L)	Dissolved Molybdenum (µg/L)	Dissolved Potassium (mg/L)	Dissolved Selenium (µg/L)	Dissolved Sodium (mg/L)
MW-34-080	04/16/26	N	<1	<1	<0.1	53 J	–	--	–	0.15	–	0.15	--	–	–	–
MW-34-080	01/27/26	N	<1	–	<0.1 J	44	–	--	–	0.15	–	0.24 J	--	–	–	–
MW-34-080	11/12/25	N	<1	<1	<0.1	45	–	--	–	0.15	–	0.18 J	15 J	–	<0.5	–
MW-34-080	08/12/25	N	<1	–	<0.1	45	–	--	–	0.17 J	–	0.15	--	–	–	–
MW-34-080	05/14/25	N	<1	<1	<0.1	41	–	--	–	2.40	–	0.14	--	–	–	–
MW-34-080	02/12/25	N	<1	–	<0.1	44	–	--	–	0.23	–	0.17	--	–	–	–
MW-34-080	01/15/25	N	<1	–	1.3	48	–	--	–	0.15	–	0.17	--	–	–	–
MW-34-080	12/12/24	N	<1	–	1.3	42	–	--	–	0.19	–	0.17	--	–	–	–
MW-34-080	11/12/24	N	<0.2	<1	1.5	47	–	--	–	0.51	–	0.13	13	–	<0.5	–
MW-34-080	10/10/24	N	<1	–	1.5	46	–	--	–	0.18	–	0.12	--	–	–	–
MW-34-080	09/12/24	N	<1	–	1.4	40	–	--	–	0.23	–	0.12	--	–	–	–
MW-34-080	08/08/24	N	<1	–	1.8	41	–	--	–	0.23	–	0.13	--	–	–	–
MW-34-080	07/18/24	N	<1	–	<0.1	38	–	--	–	0.25 J	–	0.13	--	–	–	–
MW-34-080	06/11/24	N	<1	–	1.8	42	–	--	–	0.17	–	0.13 J	--	–	–	–
MW-34-080	05/08/24	N	<1	<1	<0.1	41	–	--	–	0.21	–	0.13	--	–	–	–
MW-34-080	04/10/24	N	<1	–	<0.1	36	–	--	–	0.28	–	0.16 J	--	–	–	–
MW-34-080	03/12/24	N	<1	–	<0.1	37	–	--	–	0.34 J	–	0.15	--	–	–	–
MW-34-080	02/07/24	N	<1	–	<0.1	38 J	–	--	–	0.25 J	–	0.16 J	--	–	–	–
MW-34-080	01/10/24	N	<0.2	–	<0.1	38 J	–	--	–	0.23	–	0.16 J	--	–	–	–
MW-34-080	12/12/23	N	<0.2	–	<0.1	39	–	--	–	0.49	–	0.17	--	–	–	–
MW-34-080	11/08/23	N	<0.2	<1	<0.1	37 J	–	--	–	0.88	–	0.17 J	21	–	<0.5	–
MW-34-080	10/11/23	N	<0.2	–	<0.1	39	–	--	–	0.24	–	0.18 J	--	–	–	–
MW-34-080	09/14/23	N	<0.2	–	<0.1	36	–	--	–	6.60	–	0.22	--	–	–	–
MW-34-080	08/09/23	N	<0.2	–	<0.1	35 J	–	--	–	7	–	0.2 J	--	–	–	–
MW-34-080	07/18/23	N	<0.2	–	<0.1 J	36	–	--	–	6.50 J	–	0.2	--	–	–	–
MW-34-080	06/14/23	N	<0.2	–	<0.1	35	–	--	–	0.85	–	0.16	--	–	–	–
MW-34-080	05/10/23	N	<0.2	<1	<0.1	42	–	--	–	0.96	–	0.18	--	–	–	–
MW-34-080	04/05/23	N	<0.2	–	<0.1	43 J	–	--	–	1.20 J	–	0.16	--	–	–	–
MW-34-080	03/09/23	N	<0.2	–	<0.1	34	–	--	–	0.42 J	–	0.14 J	--	–	–	–
MW-34-080	02/08/23	N	<0.2	–	<0.1	42	–	--	–	0.18 J	–	0.17	--	–	–	–
MW-34-080	01/13/23	N	<0.2	–	<0.1	36	–	--	–	0.25 J	–	0.16	--	–	–	–
MW-34-080	12/07/22	N	<0.2	–	<0.1 J	40	–	--	–	0.26 J	–	0.16	--	–	–	–
MW-34-080	11/09/22	N	<1	<1	<0.1	39	–	--	–	0.35	–	0.2	16	–	<0.5	–
MW-34-080	10/12/22	N	<1	–	<0.1	39 J	–	--	–	0.41	–	0.15 J	--	–	–	–
MW-34-080	09/15/22	N	<0.2	–	<0.1	36	–	--	–	0.41	–	0.14	--	–	–	–
MW-34-080	08/11/22	N	<0.2	–	<0.1 J	39	–	--	–	0.48	–	0.13 J	--	–	–	–
MW-34-080	07/14/22	N	<0.2	–	1.7	35	–	--	–	0.99	–	0.13 J	--	–	–	–
MW-34-080	06/17/22	N	<0.2	–	<0.1 J	35	–	--	–	0.79 J	–	0.11 J	--	–	–	–
MW-34-080	05/05/22	N	<0.2	<1	<0.1 J	35 J	–	--	–	0.35	–	0.066 J	--	–	–	–
MW-34-080	03/10/22	N	<0.2	–	<0.1	34	–	--	–	0.32	–	0.092	--	–	–	–
MW-34-080	12/01/21	N	<0.2	<1	<0.1	36	–	--	–	0.35	–	0.074	12	–	<0.5	–
MW-34-080	11/19/21	N	<0.2	–	–	–	–	--	–	–	–	–	--	–	–	–
MW-34-080	11/02/21	N	<0.2	–	–	–	–	--	–	–	–	–	--	–	–	–
MW-34-080	10/20/21	N	<0.2	–	–	–	–	--	–	–	–	–	--	–	–	–
MW-34-080	10/06/21	N	<0.2	–	–	–	–	--	–	–	–	–	--	–	–	–
MW-34-080	09/22/21	N	<0.2	–	–	–	–	--	–	–	–	–	--	–	–	–
MW-34-080	09/08/21	N	<0.2	–	–	–	–	--	–	–	–	–	--	–	–	–
MW-34-080	08/26/21	N	<0.2	–	–	–	–	--	–	–	–	–	--	–	–	–
MW-34-080	08/10/21	N	<0.2	–	–	–	–	--	–	–	–	–	--	–	–	–
MW-34-080	07/26/21	N	<0.2	–	–	–	–	--	–	–	–	–	--	–	–	–
MW-34-080	07/12/21	N	<0.2	–	–	–	–	--	–	–	–	–	--	–	–	–

Appendix B
January 2020 to June 2026 Analytical Results
Second Quarter 2026 Quarterly Progress Report
Pacific Gas and Electric Company, Topock Compressor Station, Needles, California

Monitoring Well ID	Sample Date	Sample Type	Hexavalent Chromium (µg/L)	Total Dissolved Chromium (µg/L)	Dissolved Arsenic (µg/L)	Dissolved Barium (µg/L)	Dissolved Boron (mg/L)	Dissolved Calcium (mg/L)	Total Iron (mg/L)	Dissolved Iron (mg/L)	Dissolved Magnesium (mg/L)	Dissolved Manganese (mg/L)	Dissolved Molybdenum (µg/L)	Dissolved Potassium (mg/L)	Dissolved Selenium (µg/L)	Dissolved Sodium (mg/L)
MW-34-080	06/30/21	N	<0.2	–	–	–	–	--	–	–	–	–	--	–	–	–
MW-34-080	04/28/21	N	<0.2	<1	<0.1	–	–	--	–	–	–	0.064	--	–	–	–
MW-34-080	12/03/20	N	<0.2	<1	<0.1 J	–	0.98	210	–	0.17 J	93 J	0.052	13	18 J	<0.5	1,400 J
MW-34-080	06/18/20	N	<0.2	<1	<0.1	–	–	--	–	–	–	0.066	--	–	–	–
MW-34-080	12/12/24	FD	<1	–	1.4	42	–	--	–	0.2	–	0.17	--	–	–	–
MW-34-080	08/08/24	FD	<1	–	1.6	41	–	--	–	0.23	–	0.13	--	–	–	–
MW-34-080	05/10/23	FD	<0.2	<1	<0.1	42	–	--	–	0.92	–	0.18	--	–	–	–
MW-34-080	03/09/23	FD	<0.2	–	<0.1	40	–	--	–	0.39 J	–	0.15 J	--	–	–	–
MW-34-080	06/30/21	FD	<0.2	–	–	–	–	--	–	–	–	–	--	–	–	–
MW-34-100	06/09/26	N	<1	–	–	–	–	--	–	–	–	–	--	–	–	–
MW-34-100	05/13/26	N	<1	<1	<0.1	27	–	--	–	0.08	–	0.29	--	–	–	–
MW-34-100	04/16/26	N	1.3	–	–	–	–	--	–	–	–	–	--	–	–	–
MW-34-100	03/12/26	N	5.8	–	–	–	–	--	–	–	–	–	--	–	–	–
MW-34-100	01/27/26	N	12	–	<0.1 J	17	–	--	–	<0.02	–	0.034 J	--	–	–	–
MW-34-100	01/13/26	N	8.4	–	–	–	–	--	–	–	–	–	--	–	–	–
MW-34-100	12/09/25	N	6.4	–	–	–	–	--	–	–	–	–	--	–	–	–
MW-34-100	11/12/25	N	1	2	<0.1	19	–	--	–	0.027	–	0.052 J	53 J	–	<0.5	–
MW-34-100	10/22/25	N	1.9	–	–	–	–	--	–	–	–	–	--	–	–	–
MW-34-100	09/10/25	N	<1	–	–	–	–	--	–	–	–	–	--	–	–	–
MW-34-100	08/12/25	N	<1	–	<0.1 J	18	–	--	–	0.028	–	0.058	--	–	–	–
MW-34-100	07/15/25	N	<1	–	–	–	–	--	–	–	–	–	--	–	–	–
MW-34-100	06/12/25	N	<1	–	–	–	–	--	–	–	–	–	--	–	–	–
MW-34-100	05/08/25	N	<1	<1	<0.1	18	–	--	–	0.11	–	0.14	--	–	–	–
MW-34-100	04/09/25	N	1.2	–	<0.1	18	–	--	–	0.17	–	0.11	--	–	–	–
MW-34-100	03/12/25	N	4.4	–	<0.1	16 J	–	--	–	0.022	–	0.035	--	–	–	–
MW-34-100	02/12/25	N	7.7	–	<0.1	18	–	--	–	0.035	–	0.035	--	–	–	–
MW-34-100	01/15/25	N	15	–	1.2	19	–	--	–	0.033	–	0.032	--	–	–	–
MW-34-100	12/12/24	N	10	–	1.2	17	–	--	–	0.043	–	0.038	--	–	–	–
MW-34-100	11/12/24	N	<1	<1	1.3	20	–	--	–	0.047	–	0.058	52	–	<0.5	–
MW-34-100	10/10/24	N	<1	–	1.4	20	–	--	–	0.087	–	0.047	--	–	–	–
MW-34-100	09/12/24	N	<1	–	1.8	19	–	--	–	0.061	–	0.071	--	–	–	–
MW-34-100	08/08/24	N	2.2	–	1.3	18	–	--	–	0.053	–	0.044	--	–	–	–
MW-34-100	07/18/24	N	1.1	–	<0.1	16	–	--	–	0.05 J	–	0.04	--	–	–	–
MW-34-100	06/11/24	N	1.9	–	1.4	18	–	--	–	0.14 J	–	0.05 J	--	–	–	–
MW-34-100	05/08/24	N	<0.2	<1	4.8	40	–	--	–	0.22	–	0.29	--	–	–	–
MW-34-100	04/10/24	N	2.3	–	<0.1	17	–	--	–	0.026	–	0.04 J	--	–	–	–
MW-34-100	03/12/24	N	4	–	<0.1	16	–	--	–	0.088	–	0.036	--	–	–	–
MW-34-100	02/07/24	N	12	–	<0.1	17 J	–	--	–	0.058 J	–	0.036 J	--	–	–	–
MW-34-100	12/12/23	N	7.1	–	<0.1	19	–	--	–	<0.02	–	0.042	--	–	–	–
MW-34-100	11/08/23	N	6.1	7.6	<0.1	19 J	–	--	–	0.088	–	0.046 J	55	–	<0.5	–
MW-34-100	08/23/23	N	3.4	–	<0.1 J	21	–	--	–	<0.02	–	0.057	--	–	–	–
MW-34-100	05/10/23	N	<1	<1	<0.1	21	–	--	–	0.025	–	0.075	--	–	–	–
MW-34-100	02/22/23	N	<1	–	<0.1	18	–	--	–	0.022	–	0.071	--	–	–	–
MW-34-100	11/09/22	N	<1	<1	<0.1	20	–	--	–	<0.02	–	0.085	47	–	<0.5	–
MW-34-100	08/23/22	N	<1	–	<0.1	21 J	–	--	–	0.055 J	–	0.12 J	--	–	–	–
MW-34-100	05/05/22	N	<0.2	<1	<0.1 J	20 J	–	--	–	0.15	–	0.25 J	--	–	–	–
MW-34-100	03/10/22	N	<1	–	<0.1	19	–	--	–	0.077	–	0.08	--	–	–	–
MW-34-100	12/01/21	N	<1	<1	<0.1	23	–	--	–	0.073	–	0.092	59	–	<0.5	–
MW-34-100	11/19/21	N	<1	–	–	–	–	--	–	–	–	–	--	–	–	–
MW-34-100	11/02/21	N	<1	–	–	–	–	--	–	–	–	–	--	–	–	–
MW-34-100	10/20/21	N	<0.2	–	–	–	–	--	–	–	–	–	--	–	–	–

Appendix B
January 2020 to June 2026 Analytical Results
Second Quarter 2026 Quarterly Progress Report
Pacific Gas and Electric Company, Topock Compressor Station, Needles, California

Monitoring Well ID	Sample Date	Sample Type	Hexavalent Chromium (µg/L)	Total Dissolved Chromium (µg/L)	Dissolved Arsenic (µg/L)	Dissolved Barium (µg/L)	Dissolved Boron (mg/L)	Dissolved Calcium (mg/L)	Total Iron (mg/L)	Dissolved Iron (mg/L)	Dissolved Magnesium (mg/L)	Dissolved Manganese (mg/L)	Dissolved Molybdenum (µg/L)	Dissolved Potassium (mg/L)	Dissolved Selenium (µg/L)	Dissolved Sodium (mg/L)
MW-34-100	10/06/21	N	<0.2	–	–	–	–	--	–	–	–	–	--	–	–	–
MW-34-100	09/22/21	N	<0.2	–	–	–	–	--	–	–	–	–	--	–	–	–
MW-34-100	09/08/21	N	<0.2	–	–	–	–	--	–	–	–	–	--	–	–	–
MW-34-100	08/26/21	N	<0.2	<1	<0.1 J	–	–	--	–	–	–	0.16	65	–	<0.5	–
MW-34-100	08/10/21	N	<0.2	–	–	–	–	--	–	–	–	–	--	–	–	–
MW-34-100	07/26/21	N	<0.2	–	–	–	–	--	–	–	–	–	--	–	–	–
MW-34-100	07/12/21	N	<0.2	–	–	–	–	--	–	–	–	–	--	–	–	–
MW-34-100	06/30/21	N	<0.2	–	–	–	–	--	–	–	–	–	--	–	–	–
MW-34-100	04/28/21	N	<0.2	<1	<0.1	–	–	--	–	–	–	0.11	63	–	<0.5	–
MW-34-100	02/25/21	N	<1	1.7	<0.1	–	–	--	–	–	–	0.16	55	–	<0.5	–
MW-34-100	12/03/20	N	<1	<1	<0.1 J	–	1.2 J	92	–	0.088 J	25 J	0.18	57	26 J	<0.5	2,000 J
MW-34-100	10/01/20	N	<0.2	<1	<0.1	–	–	--	–	–	–	0.19	85	–	<0.5	–
MW-34-100	06/18/20	N	<0.2	<1	<0.1	–	–	--	–	–	–	0.11	64	–	<0.5	–
MW-34-100	02/20/20	N	<0.2	4	<0.1	–	–	--	–	–	–	0.086	53	–	<0.5	–
MW-34-100	11/12/25	FD	1.1	1.7	<0.1	19	–	--	–	0.023	–	0.053 J	52 J	–	<0.5	–
MW-34-100	10/22/25	FD	1.8	–	–	–	–	--	–	–	–	–	--	–	–	–
MW-34-100	11/12/24	FD	<1	<1	1.4	20	–	--	–	<0.038	–	0.057	53	–	<0.5	–
MW-34-100	06/11/24	FD	1.7	–	1.5	18	–	--	–	<0.02 J	–	0.07 J	--	–	–	–
MW-34-100	11/08/23	FD	6.4	7.3	<0.1	19 J	–	--	–	0.078	–	0.045 J	55	–	<0.5	–
MW-34-100	12/01/21	FD	<1	<1	<0.1	23	–	--	–	0.052	–	0.094	59	–	<0.5	–
MW-34-100	10/20/21	FD	<1	–	–	–	–	--	–	–	–	–	--	–	–	–
MW-34-100	12/03/20	FD	<1	<1	<0.1 J	–	1.6 J	120	–	0.1 J	32 J	0.17	60	28 J	<0.5	2,000 J
MW-35-060	06/16/26	N	19	19	–	–	–	--	–	–	–	–	--	–	–	–
MW-35-060	02/19/26	N	20	–	–	–	–	--	–	–	–	–	--	–	–	–
MW-35-060	12/15/25	N	18	17	–	–	–	--	–	–	–	–	9.4	–	0.98	–
MW-35-060	08/28/25	N	20	19	–	–	–	--	–	–	–	–	--	–	–	–
MW-35-060	08/28/25	N	20	–	–	–	–	--	–	–	–	–	--	–	–	–
MW-35-060	05/20/25	N	19	24	–	–	–	--	–	–	–	–	--	–	–	–
MW-35-060	02/24/25	N	20	–	–	–	–	--	–	<0.02	–	–	--	–	–	–
MW-35-060	10/28/24	N	15	16	–	–	–	--	–	<0.02	–	–	8.9	–	1.1	–
MW-35-060	08/22/24	N	21	–	–	–	–	--	–	<0.02	–	–	--	–	–	–
MW-35-060	05/13/24	N	19	18	–	–	–	--	–	<0.02	–	–	--	–	–	–
MW-35-060	02/16/24	N	18	–	–	–	–	--	–	–	–	–	--	–	–	–
MW-35-060	11/16/23	N	20	19	–	–	–	--	–	–	–	–	9.3	–	0.97	–
MW-35-060	08/17/23	N	19	–	–	–	–	--	–	–	–	–	--	–	–	–
MW-35-060	05/23/23	N	20	20	–	–	–	--	–	–	–	–	--	–	–	–
MW-35-060	02/23/23	N	20	–	–	–	–	--	–	–	–	–	--	–	–	–
MW-35-060	11/17/22	N	20	19	–	–	–	--	–	–	–	–	9.2	–	0.98	–
MW-35-060	08/22/22	N	20	–	–	–	–	--	–	–	–	–	--	–	–	–
MW-35-060	06/07/22	N	20	21	–	–	–	--	–	–	–	–	--	–	–	–
MW-35-060	03/02/22	N	20	–	–	–	–	--	–	–	–	–	--	–	–	–
MW-35-060	12/06/21	N	20	20 J	–	–	–	--	–	–	–	–	8.8	–	0.92	–
MW-35-060	04/30/21	N	20	22	<0.1	–	–	--	–	–	–	0.001	12	–	1.2	–
MW-35-060	12/08/20	N	21	21	1.3	72	0.83 J	190 J	–	0.044 J	32 J	0.001	10	–	1.3	990 J
MW-35-060	04/27/20	N	32	32	0.45	–	–	--	–	–	–	0.0011	15	–	1.5	–
MW-35-060	08/22/22	FD	20	–	–	–	–	--	–	–	–	–	--	–	–	–
MW-35-060	12/08/20	FD	20	21	1.2	72	2.1 J	230 J	–	<0.1 J	33 J	0.00081	9.8	–	0.99	1,100 J
MW-35-135	06/16/26	N	27	27	–	–	–	--	–	–	–	–	--	–	–	–
MW-35-135	02/19/26	N	25	–	–	–	–	--	–	–	–	–	--	–	–	–
MW-35-135	12/15/25	N	0.69	<1	–	–	–	--	–	–	–	–	3.5	–	<0.5	–
MW-35-135	08/25/25	N	23	–	–	–	–	--	–	–	–	–	--	–	–	–

Appendix B
January 2020 to June 2026 Analytical Results
Second Quarter 2026 Quarterly Progress Report
Pacific Gas and Electric Company, Topock Compressor Station, Needles, California

Monitoring Well ID	Sample Date	Sample Type	Hexavalent Chromium (µg/L)	Total Dissolved Chromium (µg/L)	Dissolved Arsenic (µg/L)	Dissolved Barium (µg/L)	Dissolved Boron (mg/L)	Dissolved Calcium (mg/L)	Total Iron (mg/L)	Dissolved Iron (mg/L)	Dissolved Magnesium (mg/L)	Dissolved Manganese (mg/L)	Dissolved Molybdenum (µg/L)	Dissolved Potassium (mg/L)	Dissolved Selenium (µg/L)	Dissolved Sodium (mg/L)
MW-35-135	05/20/25	N	25	27	–	–	–	--	–	–	–	–	--	–	–	–
MW-35-135	02/24/25	N	20	–	–	–	–	--	–	–	–	–	--	–	–	–
MW-35-135	10/28/24	N	21	22	–	–	–	--	–	–	–	–	18	–	1	–
MW-35-135	08/22/24	N	24	–	–	–	–	--	–	–	–	–	--	–	–	–
MW-35-135	05/13/24	N	24	22	–	–	–	--	–	–	–	–	--	–	–	–
MW-35-135	02/16/24	N	25	–	–	–	–	--	–	–	–	–	--	–	–	–
MW-35-135	11/16/23	N	26	25	–	–	–	--	–	–	–	–	20	–	1.1	–
MW-35-135	08/17/23	N	25	–	–	–	–	--	–	–	–	–	--	–	–	–
MW-35-135	05/23/23	N	24	24	–	–	–	--	–	–	–	–	--	–	–	–
MW-35-135	02/23/23	N	28	–	–	–	–	--	–	–	–	–	--	–	–	–
MW-35-135	11/17/22	N	0.51	2.6	–	–	–	--	–	–	–	–	9.2	–	<0.5	–
MW-35-135	08/22/22	N	27	–	–	–	–	--	–	–	–	–	--	–	–	–
MW-35-135	06/07/22	N	27	29	–	–	–	--	–	–	–	–	--	–	–	–
MW-35-135	03/02/22	N	30	–	–	–	–	--	–	–	–	–	--	–	–	–
MW-35-135	12/06/21	N	26	25 J	–	–	–	--	–	–	–	–	20	–	1	–
MW-35-135	04/30/21	N	24	24	<0.1	–	–	--	–	–	–	0.0025	20	–	1.1	–
MW-35-135	12/08/20	N	27	27	0.97	38	1.8 J	260 J	–	<0.1 J	42 J	0.00072	21	–	1	2,000 J
MW-35-135	04/27/20	N	25	24	<0.1	–	–	--	–	–	–	0.0084	20	–	0.92	–
MW-35-135	12/08/20	FD	28	27	1	38	0.82 J	220 J	–	<0.02 J	38 J	0.00069	21	–	1.1	1,900 J
MW-36-020	05/13/26	N	<0.2	<1	0.76	110	–	--	–	0.62	–	0.19	--	–	–	–
MW-36-020	02/12/26	N	<0.2	–	0.74	84	–	--	–	0.85	–	0.23 J	--	–	–	–
MW-36-020	11/12/25	N	<0.2	<1	<0.1	130	–	--	–	1.90 J	–	0.67	11	–	<0.5	–
MW-36-020	08/26/25	N	0.28	–	0.22	91	–	--	–	0.097	–	0.24	--	–	–	–
MW-36-020	05/07/25	N	<0.2	<1	0.97	86 J	–	--	–	0.36	–	0.21	--	–	–	–
MW-36-020	02/18/25	N	<0.2	–	0.3	110	–	--	–	1.10	–	0.33	--	–	–	–
MW-36-020	11/13/24	N	<0.2	<1	1.7	160 J	–	--	–	1.60	–	0.51	22	–	<0.5	–
MW-36-020	08/13/24	N	<0.2	–	0.6	200	–	--	–	1.50	–	0.54	--	–	–	–
MW-36-020	05/08/24	N	<0.2	<1	1 J	85	–	--	–	0.59	–	0.16	--	–	–	–
MW-36-020	02/08/24	N	<0.2	–	<0.1 J	170	–	--	–	0.12	–	0.28 J	--	–	–	–
MW-36-020	11/08/23	N	<0.2	<1	<0.1	160	–	--	–	1.50	–	0.35 J	17	–	<0.5	–
MW-36-020	08/15/23	N	<0.2	–	0.58	76	–	--	–	0.57	–	0.17	--	–	–	–
MW-36-020	05/23/23	N	<0.2	<1	0.79 J	100	–	--	–	0.88	–	0.24	--	–	–	–
MW-36-020	02/24/23	N	<0.2	–	0.57	83	–	--	–	0.56 J	–	0.17	--	–	–	–
MW-36-020	11/10/22	N	<0.2	<1	0.56	170	–	--	–	3.30	–	0.45	14	–	<0.5	–
MW-36-020	08/23/22	N	<0.2	–	<0.1	340 J	–	--	–	3.70 J	–	0.72 J	--	–	–	–
MW-36-020	05/04/22	N	<0.2	<1	0.79 J	80 J	–	--	–	0.62	–	0.29 J	--	–	–	–
MW-36-020	03/09/22	N	<0.2	–	0.52	88	–	--	–	1.30 J	–	0.27	--	–	–	–
MW-36-020	12/03/21	N	<0.2	<1	0.48	120	–	--	–	1 J	–	0.29	17	–	<0.5	–
MW-36-020	11/18/21	N	<0.2	–	–	–	–	--	–	–	–	–	--	–	–	–
MW-36-020	11/01/21	N	<0.2	–	–	–	–	--	–	–	–	–	--	–	–	–
MW-36-020	10/18/21	N	<0.2	–	–	–	–	--	–	–	–	–	--	–	–	–
MW-36-020	10/06/21	N	<0.2	–	–	–	–	--	–	–	–	–	--	–	–	–
MW-36-020	09/21/21	N	<0.2	–	–	–	–	--	–	–	–	–	--	–	–	–
MW-36-020	09/07/21	N	<0.2	–	–	–	–	--	–	–	–	–	--	–	–	–
MW-36-020	08/25/21	N	<0.2	–	–	–	–	--	–	–	–	–	--	–	–	–
MW-36-020	08/09/21	N	<0.2	–	–	–	–	--	–	–	–	–	--	–	–	–
MW-36-020	07/27/21	N	<0.2	–	–	–	–	--	–	–	–	–	--	–	–	–
MW-36-020	07/13/21	N	<0.2	–	–	–	–	--	–	–	–	–	--	–	–	–
MW-36-020	06/29/21	N	<0.2	–	–	–	–	--	–	–	–	–	--	–	–	–
MW-36-020	12/15/20	N	<0.2	<1	2.2	–	1.4	190 J	–	2.20 J	220	0.45	21	–	<0.5	1,200
MW-36-020	05/13/26	FD	<0.2	<1	0.86	110	–	--	–	0.61	–	0.2	--	–	–	–

Appendix B
January 2020 to June 2026 Analytical Results
Second Quarter 2026 Quarterly Progress Report
Pacific Gas and Electric Company, Topock Compressor Station, Needles, California

Monitoring Well ID	Sample Date	Sample Type	Hexavalent Chromium (µg/L)	Total Dissolved Chromium (µg/L)	Dissolved Arsenic (µg/L)	Dissolved Barium (µg/L)	Dissolved Boron (mg/L)	Dissolved Calcium (mg/L)	Total Iron (mg/L)	Dissolved Iron (mg/L)	Dissolved Magnesium (mg/L)	Dissolved Manganese (mg/L)	Dissolved Molybdenum (µg/L)	Dissolved Potassium (mg/L)	Dissolved Selenium (µg/L)	Dissolved Sodium (mg/L)
MW-36-020	05/07/25	FD	<0.2	<1	0.94	84 J	–	--	–	0.45	–	0.2	--	–	–	–
MW-36-020	02/18/25	FD	<0.2	–	0.31	110	–	--	–	1.10	–	0.33	--	–	–	–
MW-36-040	05/13/26	N	<0.2	<1	5.6	100	–	--	–	0.83	–	0.35	--	–	–	–
MW-36-040	02/12/26	N	<0.2	–	6.9	91	–	--	–	0.8	–	0.28 J	--	–	–	–
MW-36-040	11/12/25	N	<0.2	<1	6.2	75	–	--	–	0.57 J	–	0.25	4.4	–	<0.5	–
MW-36-040	08/26/25	N	<0.2	–	5.9	89	–	--	–	0.48	–	0.28	--	–	–	–
MW-36-040	05/07/25	N	<0.2	<1	6.8	78 J	–	--	–	0.49	–	0.25	--	–	–	–
MW-36-040	02/18/25	N	<0.2	–	5.7	67	–	--	–	0.47	–	0.19	--	–	–	–
MW-36-040	11/13/24	N	<0.2	<1	6.7	59 J	–	--	–	0.45	–	0.17	4.6	–	<0.5	–
MW-36-040	08/13/24	N	0.26	–	6.6	71	–	--	–	0.27	–	0.22	--	–	–	–
MW-36-040	05/08/24	N	<0.2	<1	6 J	74	–	--	–	0.57	–	0.22	--	–	–	–
MW-36-040	02/08/24	N	<0.2	–	5.5 J	66	–	--	–	0.53	–	0.17 J	--	–	–	–
MW-36-040	11/08/23	N	<0.2	<1	6	85	–	--	–	0.61	–	0.23 J	3.5	–	<0.5	–
MW-36-040	08/15/23	N	<0.2	–	5.6	94	–	--	–	0.72	–	0.28	--	–	–	–
MW-36-040	05/23/23	N	<0.2	<1	6.7	76	–	--	–	0.63	–	0.22 J	--	–	–	–
MW-36-040	02/24/23	N	<0.2	–	7	54	–	--	–	0.48 J	–	0.16	--	–	–	–
MW-36-040	11/10/22	N	<0.2	<1	6.2	49	–	--	–	0.41	–	0.15	4.5	–	<0.5	–
MW-36-040	08/23/22	N	<0.2	–	6.7	55 J	–	--	–	0.47 J	–	0.17 J	--	–	–	–
MW-36-040	05/04/22	N	<0.2	<1	6.7 J	43 J	–	--	–	0.46	–	0.15 J	--	–	–	–
MW-36-040	03/09/22	N	<0.2	–	7.7	49	–	--	–	0.41 J	–	0.15	--	–	–	–
MW-36-040	12/03/21	N	<0.2	<1	5	41	–	--	–	0.32 J	–	0.11	3.5	–	<0.5	–
MW-36-040	11/18/21	N	<0.2	–	–	–	–	--	–	–	–	–	--	–	–	–
MW-36-040	11/01/21	N	<0.2	–	–	–	–	--	–	–	–	–	--	–	–	–
MW-36-040	10/18/21	N	<0.2	–	–	–	–	--	–	–	–	–	--	–	–	–
MW-36-040	10/06/21	N	<0.2	–	–	–	–	--	–	–	–	–	--	–	–	–
MW-36-040	09/21/21	N	<0.2	–	–	–	–	--	–	–	–	–	--	–	–	–
MW-36-040	09/07/21	N	<0.2	–	–	–	–	--	–	–	–	–	--	–	–	–
MW-36-040	08/25/21	N	<0.2	–	–	–	–	--	–	–	–	–	--	–	–	–
MW-36-040	08/09/21	N	<0.2	–	–	–	–	--	–	–	–	–	--	–	–	–
MW-36-040	07/27/21	N	<0.2	–	–	–	–	--	–	–	–	–	--	–	–	–
MW-36-040	07/13/21	N	<0.2	–	–	–	–	--	–	–	–	–	--	–	–	–
MW-36-040	06/29/21	N	<0.2	–	–	–	–	--	–	–	–	–	--	–	–	–
MW-36-040	12/15/20	N	<0.2	<1	4.5	–	<100	49 J	–	0.34 J	13	0.12	2.9	–	<0.5	160
MW-36-040	05/08/24	FD	<0.2	<1	6.4 J	78	–	--	–	0.58	–	0.23	--	–	–	–
MW-36-040	11/08/23	FD	<0.2	<1	6	87	–	--	–	0.64	–	0.24 J	3.6	–	<0.5	–
MW-36-040	12/03/21	FD	<0.2	<1	5.2	40	–	--	–	0.31 J	–	0.11	3.3	–	<0.5	–
MW-36-040	11/18/21	FD	<0.2	–	–	–	–	--	–	–	–	–	--	–	–	–
MW-36-050	05/13/26	N	<0.2	<1	4.4	88	–	--	–	0.47	–	0.54	--	–	–	–
MW-36-050	02/12/26	N	<0.2	–	5.1	47	–	--	–	0.37	–	0.4 J	--	–	–	–
MW-36-050	11/12/25	N	<0.2	<1	3.3	33	–	--	–	0.057 J	–	0.15	4.3	–	<0.5	–
MW-36-050	08/26/25	N	<0.2	–	4.2	32	–	--	–	0.2	–	0.24	--	–	–	–
MW-36-050	05/07/25	N	<0.2	<1	5.2	33 J	–	--	–	0.42	–	0.28	--	–	–	–
MW-36-050	02/18/25	N	<0.2	–	5	32	–	--	–	0.19	–	0.26	--	–	–	–
MW-36-050	11/13/24	N	<0.2	<1	5	34 J	–	--	–	0.16	–	0.33	4.5	–	<0.5	–
MW-36-050	08/13/24	N	<0.2	–	4.5	34	–	--	–	0.11	–	0.25	--	–	–	–
MW-36-050	05/08/24	N	2.4	2.7	<0.1 J	20	–	--	–	0.054	–	0.1	--	–	–	–
MW-36-050	02/08/24	N	<0.2	–	5.4 J	42	–	--	–	0.28	–	0.18 J	--	–	–	–
MW-36-050	11/08/23	N	<0.2	<1	5.6	53	–	--	–	0.26	–	0.38 J	4.5	–	<0.5	–
MW-36-050	08/15/23	N	<0.2	–	4.6	42	–	--	–	0.24	–	0.36	--	–	–	–
MW-36-050	05/23/23	N	<0.2	<1	4.8 J	35	–	--	–	0.21	–	0.25	--	–	–	–
MW-36-050	02/24/23	N	<0.2	–	5.8	33	–	--	–	0.18 J	–	0.23	--	–	–	–

Appendix B
January 2020 to June 2026 Analytical Results
Second Quarter 2026 Quarterly Progress Report
Pacific Gas and Electric Company, Topock Compressor Station, Needles, California

Monitoring Well ID	Sample Date	Sample Type	Hexavalent Chromium (µg/L)	Total Dissolved Chromium (µg/L)	Dissolved Arsenic (µg/L)	Dissolved Barium (µg/L)	Dissolved Boron (mg/L)	Dissolved Calcium (mg/L)	Total Iron (mg/L)	Dissolved Iron (mg/L)	Dissolved Magnesium (mg/L)	Dissolved Manganese (mg/L)	Dissolved Molybdenum (µg/L)	Dissolved Potassium (mg/L)	Dissolved Selenium (µg/L)	Dissolved Sodium (mg/L)
MW-36-050	11/10/22	N	<0.2	<1	4.8	26	--	--	--	0.2	--	0.23	4.2	--	<0.5	--
MW-36-050	08/23/22	N	<0.2	--	5.6	28 J	--	--	--	0.2 J	--	0.32 J	--	--	--	--
MW-36-050	05/04/22	N	<0.2	<1	4.8 J	25 J	--	--	--	0.13	--	0.3 J	--	--	--	--
MW-36-050	03/09/22	N	<0.2	--	5.2	27	--	--	--	0.13 J	--	0.22	--	--	--	--
MW-36-050	12/03/21	N	<0.2	<1	5.2	25	--	--	--	0.15 J	--	0.22	4.1	--	<0.5	--
MW-36-050	11/18/21	N	<0.2	--	--	--	--	--	--	--	--	--	--	--	--	--
MW-36-050	11/01/21	N	<0.2	--	--	--	--	--	--	--	--	--	--	--	--	--
MW-36-050	10/18/21	N	<0.2	--	--	--	--	--	--	--	--	--	--	--	--	--
MW-36-050	10/06/21	N	<0.2	--	--	--	--	--	--	--	--	--	--	--	--	--
MW-36-050	09/21/21	N	<0.2	--	--	--	--	--	--	--	--	--	--	--	--	--
MW-36-050	09/07/21	N	<0.2	--	--	--	--	--	--	--	--	--	--	--	--	--
MW-36-050	08/25/21	N	<0.2	--	--	--	--	--	--	--	--	--	--	--	--	--
MW-36-050	08/09/21	N	<0.2	--	--	--	--	--	--	--	--	--	--	--	--	--
MW-36-050	07/27/21	N	<0.2	--	--	--	--	--	--	--	--	--	--	--	--	--
MW-36-050	07/13/21	N	<0.2	--	--	--	--	--	--	--	--	--	--	--	--	--
MW-36-050	06/29/21	N	<0.2	--	--	--	--	--	--	--	--	--	--	--	--	--
MW-36-050	12/15/20	N	<0.2	<1	5.6	--	<100	76 J	--	0.093 J	19	0.21	3.9	--	<0.5	93
MW-36-050	02/12/26	FD	<0.2	--	5	47	--	--	--	0.36	--	0.43 J	--	--	--	--
MW-36-050	08/26/25	FD	<0.2	--	4.3	29	--	--	--	0.18	--	0.25	--	--	--	--
MW-36-050	08/25/21	FD	<0.2	--	--	--	--	--	--	--	--	--	--	--	--	--
MW-36-070	05/13/26	N	<0.2	<1	1.2	170	--	--	--	0.13	--	0.9	--	--	--	--
MW-36-070	02/12/26	N	<0.2	--	1.9	110	--	--	--	0.17	--	1 J	--	--	--	--
MW-36-070	11/12/25	N	<0.2	<1	1.8	97	--	--	--	0.085 J	--	0.61	3.2	--	<0.5	--
MW-36-070	08/26/25	N	<0.2	--	1.7	98	--	--	--	0.08	--	0.49	--	--	--	--
MW-36-070	05/07/25	N	<0.2	<1	1.7	76 J	--	--	--	0.069	--	0.4	--	--	--	--
MW-36-070	02/18/25	N	<0.2	--	1.6	79	--	--	--	0.057	--	0.45	--	--	--	--
MW-36-070	11/13/24	N	<0.2	<1	2	79 J	--	--	--	0.057	--	0.54	3.8	--	<0.5	--
MW-36-070	08/13/24	N	<0.2	--	2.2	63	--	--	--	0.036	--	0.32	--	--	--	--
MW-36-070	05/08/24	N	<0.2	<1	1.8 J	55	--	--	--	0.032	--	0.32	--	--	--	--
MW-36-070	02/08/24	N	<0.2	--	2.5 J	46	--	--	--	0.052	--	0.32 J	--	--	--	--
MW-36-070	11/08/23	N	<0.2	<1	2	51	--	--	--	0.047	--	0.38 J	4.3	--	<0.5	--
MW-36-070	08/15/23	N	<0.2	--	2.1	41	--	--	--	<0.02	--	0.34	--	--	--	--
MW-36-070	05/23/23	N	<0.2	--	2 J	38	--	--	--	0.13	--	0.27	--	--	--	--
MW-36-070	02/24/23	N	<0.2	--	2.4	44	--	--	--	0.052 J	--	0.32	--	--	--	--
MW-36-070	11/10/22	N	<0.2	<1	2.2	39	--	--	--	0.048	--	0.32	5.2	--	<0.5	--
MW-36-070	08/10/22	N	<0.2	--	1.9	36	--	--	--	0.033 J	--	0.28	--	--	--	--
MW-36-070	05/04/22	N	<0.2	<1	2.2 J	32 J	--	--	--	0.021	--	0.39 J	--	--	--	--
MW-36-070	03/09/22	N	<0.2	--	2.4	32	--	--	--	0.029 J	--	0.22	--	--	--	--
MW-36-070	12/03/21	N	<0.2	<1	2.2	33	--	--	--	<0.02 J	--	0.21	4.9	--	<0.5	--
MW-36-070	11/18/21	N	<0.2	--	--	--	--	--	--	--	--	--	--	--	--	--
MW-36-070	11/01/21	N	<0.2	--	--	--	--	--	--	--	--	--	--	--	--	--
MW-36-070	10/18/21	N	<0.2	--	--	--	--	--	--	--	--	--	--	--	--	--
MW-36-070	10/06/21	N	<0.2	--	--	--	--	--	--	--	--	--	--	--	--	--
MW-36-070	09/21/21	N	<0.2	--	--	--	--	--	--	--	--	--	--	--	--	--
MW-36-070	09/07/21	N	<0.2	--	--	--	--	--	--	--	--	--	--	--	--	--
MW-36-070	08/25/21	N	<0.2	--	--	--	--	--	--	--	--	--	--	--	--	--
MW-36-070	08/09/21	N	<0.2	--	--	--	--	--	--	--	--	--	--	--	--	--
MW-36-070	07/27/21	N	<0.2	--	--	--	--	--	--	--	--	--	--	--	--	--
MW-36-070	07/13/21	N	<0.2	--	--	--	--	--	--	--	--	--	--	--	--	--
MW-36-070	06/29/21	N	<0.2	--	--	--	--	--	--	--	--	--	--	--	--	--
MW-36-070	12/15/20	N	0.2	<1	1.9	--	<100	71 J	--	<0.02	17	0.14	5	--	<0.5	98

Appendix B
January 2020 to June 2026 Analytical Results
Second Quarter 2026 Quarterly Progress Report
Pacific Gas and Electric Company, Topock Compressor Station, Needles, California

Monitoring Well ID	Sample Date	Sample Type	Hexavalent Chromium (µg/L)	Total Dissolved Chromium (µg/L)	Dissolved Arsenic (µg/L)	Dissolved Barium (µg/L)	Dissolved Boron (mg/L)	Dissolved Calcium (mg/L)	Total Iron (mg/L)	Dissolved Iron (mg/L)	Dissolved Magnesium (mg/L)	Dissolved Manganese (mg/L)	Dissolved Molybdenum (µg/L)	Dissolved Potassium (mg/L)	Dissolved Selenium (µg/L)	Dissolved Sodium (mg/L)
MW-36-070	08/10/22	FD	<0.2	–	2.2	36	–	--	–	0.029 J	–	0.29	--	–	–	–
MW-36-090	05/13/26	N	<0.2	<1	0.39 J	58	–	--	–	0.082	–	0.13	--	–	–	–
MW-36-090	02/12/26	N	<0.2	–	0.57	56	–	--	–	0.072	–	0.19 J	--	–	–	–
MW-36-090	11/12/25	N	<0.2	<1	1.4 J	29	–	--	–	0.071 J	–	0.08	7.5	–	<0.5	–
MW-36-090	08/26/25	N	<0.2	–	1.5	21	–	--	–	0.041 J	–	0.044	--	–	–	–
MW-36-090	05/07/25	N	<0.2	<1	1.4	31 J	–	--	–	0.039	–	0.074	--	–	–	–
MW-36-090	02/12/25	N	<1	–	1.1	62	–	--	–	0.043	–	0.13	--	–	–	–
MW-36-090	01/15/25	N	<0.2	–	2.9	61	–	--	–	<0.039	–	0.13	--	–	–	–
MW-36-090	12/11/24	N	<1	–	2.6	58 J	–	--	–	0.038	–	0.13 J	--	–	–	–
MW-36-090	11/13/24	N	<1	<1	2.8	56 J	–	--	–	0.034	–	0.11	12	–	<0.5	–
MW-36-090	10/09/24	N	<1	–	3	38	–	--	–	0.035	–	0.074	--	–	–	–
MW-36-090	09/12/24	N	<0.2	–	2.9	29 J	–	--	–	0.056	–	0.06 J	--	–	–	–
MW-36-090	08/07/24	N	<1	–	2.7	61	–	--	–	<0.02	–	0.1	--	–	–	–
MW-36-090	07/17/24	N	<1	–	0.21 J	36	–	--	–	<0.02 J	–	0.063	--	–	–	–
MW-36-090	06/11/24	N	<1	–	2.7	63	–	--	–	0.044	–	0.093 J	--	–	–	–
MW-36-090	05/08/24	N	<1	<1	<0.1 J	62	–	--	–	0.029	–	0.091	--	–	–	–
MW-36-090	04/10/24	N	<1	–	<0.1	56	–	--	–	0.032	–	0.1 J	--	–	–	–
MW-36-090	03/12/24	N	<0.2	–	<0.1	65	–	--	–	0.042 J	–	0.13	--	–	–	–
MW-36-090	02/08/24	N	<0.2	–	<0.1 J	64	–	--	–	0.06	–	0.19 J	--	–	–	–
MW-36-090	01/10/24	N	<0.2	–	<0.1	66 J	–	--	–	0.067	–	0.23 J	--	–	–	–
MW-36-090	12/12/23	N	<0.2	–	<0.1	69	–	--	–	0.045	–	0.24	--	–	–	–
MW-36-090	11/08/23	N	<0.2	<1	<0.1	76	–	--	–	0.068	–	0.19 J	13	–	<0.5	–
MW-36-090	10/11/23	N	<0.2	–	<0.1	76	–	--	–	0.06	–	0.28 J	--	–	–	–
MW-36-090	09/14/23	N	<0.2	–	<0.1	74	–	--	–	0.059	–	0.22	--	–	–	–
MW-36-090	08/10/23	N	0.24	–	<0.1	27	–	--	–	0.043	–	0.061	--	–	–	–
MW-36-090	07/18/23	N	<0.2	–	0.38 J	69	–	--	–	0.072 J	–	0.19	--	–	–	–
MW-36-090	06/14/23	N	<0.2	–	0.22	64	–	--	–	0.049	–	0.15	--	–	–	–
MW-36-090	05/10/23	N	<0.2	<1	0.54	76 J	–	--	–	0.048	–	0.19	--	–	–	–
MW-36-090	04/04/23	N	<0.2	–	<0.1 J	76	–	--	–	0.085	–	0.23 J	--	–	–	–
MW-36-090	03/09/23	N	<0.2	–	1.8	58	–	--	–	0.065 J	–	0.17 J	--	–	–	–
MW-36-090	02/08/23	N	<0.2	–	1.3	57	–	--	–	0.046 J	–	0.17	--	–	–	–
MW-36-090	01/13/23	N	<0.2	–	2.3	41	–	--	–	0.072 J	–	0.13	--	–	–	–
MW-36-090	12/07/22	N	<0.2	–	2.4	47	–	--	–	0.052 J	–	0.13	--	–	–	–
MW-36-090	11/10/22	N	<0.2	<1	2.1	41	–	--	–	0.052	–	0.13	5.3	–	<0.5	–
MW-36-090	10/12/22	N	<0.2	–	1.3	48 J	–	--	–	0.14	–	0.16 J	--	–	–	–
MW-36-090	09/14/22	N	<0.2	–	2	43	–	--	–	0.038 J	–	0.16	--	–	–	–
MW-36-090	08/10/22	N	<0.2	–	1.2	33	–	--	–	0.037 J	–	0.16	--	–	–	–
MW-36-090	07/14/22	N	<0.2	–	3.3	37	–	--	–	0.039	–	0.15 J	--	–	–	–
MW-36-090	06/17/22	N	<0.2	–	<0.1 J	37	–	--	–	0.042 J	–	0.13 J	--	–	–	–
MW-36-090	05/04/22	N	<0.2	<1	0.55 J	38 J	–	--	–	0.04	–	0.11 J	--	–	–	–
MW-36-090	03/09/22	N	<0.2	–	0.78	46	–	--	–	0.035 J	–	0.11	--	–	–	–
MW-36-090	12/03/21	N	<0.2	<1	1.6	36	–	--	–	0.035 J	–	0.072	14	–	<0.5	–
MW-36-090	11/18/21	N	<0.2	–	–	–	–	--	–	–	–	–	--	–	–	–
MW-36-090	11/01/21	N	<0.2	–	–	–	–	--	–	–	–	–	--	–	–	–
MW-36-090	10/18/21	N	<0.2	–	–	–	–	--	–	–	–	–	--	–	–	–
MW-36-090	10/06/21	N	<0.2	–	–	–	–	--	–	–	–	–	--	–	–	–
MW-36-090	09/21/21	N	<0.2	–	–	–	–	--	–	–	–	–	--	–	–	–
MW-36-090	09/07/21	N	<0.2	–	–	–	–	--	–	–	–	–	--	–	–	–
MW-36-090	08/09/21	N	<0.2	–	–	–	–	--	–	–	–	–	--	–	–	–
MW-36-090	08/09/21	N	<0.2	–	–	–	–	--	–	–	–	–	--	–	–	–
MW-36-090	07/27/21	N	<0.2	–	–	–	–	--	–	–	–	–	--	–	–	–

Appendix B
January 2020 to June 2026 Analytical Results
Second Quarter 2026 Quarterly Progress Report
Pacific Gas and Electric Company, Topock Compressor Station, Needles, California

Monitoring Well ID	Sample Date	Sample Type	Hexavalent Chromium (µg/L)	Total Dissolved Chromium (µg/L)	Dissolved Arsenic (µg/L)	Dissolved Barium (µg/L)	Dissolved Boron (mg/L)	Dissolved Calcium (mg/L)	Total Iron (mg/L)	Dissolved Iron (mg/L)	Dissolved Magnesium (mg/L)	Dissolved Manganese (mg/L)	Dissolved Molybdenum (µg/L)	Dissolved Potassium (mg/L)	Dissolved Selenium (µg/L)	Dissolved Sodium (mg/L)
MW-36-090	07/13/21	N	<0.2	–	–	–	–	--	–	–	–	–	--	–	–	–
MW-36-090	06/29/21	N	<0.2	–	–	–	–	--	–	–	–	–	--	–	–	–
MW-36-090	04/28/21	N	<0.2	<1	1.2	–	–	--	–	–	–	0.038	--	–	–	–
MW-36-090	12/15/20	N	<0.2	1.7	5.2	–	0.52	86 J	–	0.11 J	25	0.034	9.6	–	<0.5	620
MW-36-090	06/16/20	N	<0.2	<1	1.3	–	–	--	–	–	–	0.051	--	–	–	–
MW-36-090	09/12/24	FD	<1	–	2.9	51 J	–	--	–	0.043	–	0.11 J	--	–	–	–
MW-36-090	05/04/22	FD	<0.2	<1	0.51 J	39 J	–	--	–	0.037	–	0.11 J	--	–	–	–
MW-36-100	06/09/26	N	<1	–	–	–	–	--	–	–	–	–	--	–	–	–
MW-36-100	05/13/26	N	<1	2.1	0.27 J	51	–	--	–	0.25	–	0.29	--	–	–	–
MW-36-100	04/15/26	N	<0.2	–	–	–	–	--	–	–	–	–	--	–	–	–
MW-36-100	03/10/26	N	<0.2	–	–	–	–	--	–	–	–	–	--	–	–	–
MW-36-100	02/12/26	N	<1	–	0.94	45	–	--	–	0.41	–	0.44 J	--	–	–	–
MW-36-100	01/13/26	N	<1	–	–	–	–	--	–	–	–	–	--	–	–	–
MW-36-100	12/09/25	N	<1	–	–	–	–	--	–	–	–	–	--	–	–	–
MW-36-100	11/12/25	N	<0.2	<1	0.91	41	–	--	–	0.38 J	–	0.41	14	–	<0.5	–
MW-36-100	10/21/25	N	<1	–	–	–	–	--	–	–	–	–	--	–	–	–
MW-36-100	09/09/25	N	<0.2	–	–	–	–	--	–	–	–	–	--	–	–	–
MW-36-100	08/12/25	N	<0.2	–	<0.1 J	48	–	--	–	0.27	–	0.37	--	–	–	–
MW-36-100	07/15/25	N	<0.2	–	–	–	–	--	–	–	–	–	--	–	–	–
MW-36-100	06/10/25	N	<1	–	–	–	–	--	–	–	–	–	--	–	–	–
MW-36-100	05/07/25	N	1.7	2.7	0.37 J	43 J	–	--	–	0.2	–	0.29	--	–	–	–
MW-36-100	04/08/25	N	1.5	–	1.2	50 J	–	--	–	0.21	–	0.3	--	–	–	–
MW-36-100	03/12/25	N	1.7	–	0.91	61 J	–	--	–	0.35	–	0.43	--	–	–	–
MW-36-100	02/12/25	N	1.7	–	0.76	53	–	--	–	0.31	–	0.33	--	–	–	–
MW-36-100	01/15/25	N	1.4	–	2.7	59	–	--	–	0.29	–	0.34	--	–	–	–
MW-36-100	12/11/24	N	1.7	–	2.5	50 J	–	--	–	0.22	–	0.27 J	--	–	–	–
MW-36-100	11/13/24	N	1.5	3.5	2.2	47 J	–	--	–	0.14	–	0.24	15	–	<0.5	–
MW-36-100	10/09/24	N	1.3	–	2.6	54	–	--	–	0.2	–	0.29	--	–	–	–
MW-36-100	09/12/24	N	<1	–	2.3	48	–	--	–	0.13	–	0.21	--	–	–	–
MW-36-100	08/07/24	N	3.2	–	2.2	50	–	--	–	0.12	–	0.18	--	–	–	–
MW-36-100	07/17/24	N	1.9	–	<0.1	48	–	--	–	0.16 J	–	0.27	--	–	–	–
MW-36-100	06/11/24	N	1.7	–	2.8	58	–	--	–	0.27	–	0.41 J	--	–	–	–
MW-36-100	05/08/24	N	1.1	1.6	<0.1 J	60	–	--	–	0.27	–	0.45	--	–	–	–
MW-36-100	04/10/24	N	5.9	–	<0.1	52	–	--	–	0.25	–	0.45 J	--	–	–	–
MW-36-100	03/12/24	N	6.5	–	<0.1	56	–	--	–	0.29	–	0.4	--	–	–	–
MW-36-100	02/08/24	N	0.81	–	<0.1 J	54	–	--	–	0.24	–	0.34 J	--	–	–	–
MW-36-100	01/10/24	N	5.9	–	<0.1	50 J	–	--	–	0.21	–	0.46 J	--	–	–	–
MW-36-100	12/12/23	N	1.6	–	<0.1	59	–	--	–	0.25	–	0.4	--	–	–	–
MW-36-100	11/08/23	N	2.3	4.4	<0.1	72	–	--	–	0.35	–	0.51 J	18	–	<0.5	–
MW-36-100	10/11/23	N	0.76	–	0.41 J	78	–	--	–	0.53	–	0.63 J	--	–	–	–
MW-36-100	09/14/23	N	<0.2	–	1.4	79	–	--	–	0.67	–	0.77	--	–	–	–
MW-36-100	08/10/23	N	0.84	–	0.63	64	–	--	–	0.062	–	0.049	--	–	–	–
MW-36-100	07/18/23	N	<0.2	–	2.1 J	85	–	--	–	0.78 J	–	0.73	--	–	–	–
MW-36-100	06/14/23	N	<0.2	–	3.1	80	–	--	–	0.91	–	0.74	--	–	–	–
MW-36-100	05/10/23	N	<0.2	<1	3.3	81 J	–	--	–	1.10	–	0.75	--	–	–	–
MW-36-100	04/04/23	N	<0.2	–	2.2 J	69	–	--	–	1	–	0.62 J	--	–	–	–
MW-36-100	03/09/23	N	<0.2	–	3.3	69	–	--	–	0.94 J	–	0.81 J	--	–	–	–
MW-36-100	02/08/23	N	<0.2	–	3.6	72	–	--	–	0.76 J	–	0.65	--	–	–	–
MW-36-100	01/13/23	N	<0.2	–	4.5	63	–	--	–	0.76 J	–	0.67	--	–	–	–
MW-36-100	12/07/22	N	<0.2	–	4.5	65	–	--	–	0.71 J	–	0.59	--	–	–	–
MW-36-100	11/10/22	N	<0.2	<1	3.9	54	–	--	–	0.79	–	0.51	13	–	<0.5	–

Appendix B
January 2020 to June 2026 Analytical Results
Second Quarter 2026 Quarterly Progress Report
Pacific Gas and Electric Company, Topock Compressor Station, Needles, California

Monitoring Well ID	Sample Date	Sample Type	Hexavalent Chromium (µg/L)	Total Dissolved Chromium (µg/L)	Dissolved Arsenic (µg/L)	Dissolved Barium (µg/L)	Dissolved Boron (mg/L)	Dissolved Calcium (mg/L)	Total Iron (mg/L)	Dissolved Iron (mg/L)	Dissolved Magnesium (mg/L)	Dissolved Manganese (mg/L)	Dissolved Molybdenum (µg/L)	Dissolved Potassium (mg/L)	Dissolved Selenium (µg/L)	Dissolved Sodium (mg/L)
MW-36-100	10/12/22	N	<0.2	--	3.4	61 J	--	--	--	0.71	--	0.59 J	--	--	--	--
MW-36-100	09/14/22	N	<0.2	--	10	40	--	--	--	0.17 J	--	0.34	--	--	--	--
MW-36-100	08/10/22	N	3.5	--	13	33	--	--	--	<0.02 J	--	0.0098	--	--	--	--
MW-36-100	07/14/22	N	<0.2	--	4.1	59	--	--	--	0.43	--	0.48 J	--	--	--	--
MW-36-100	06/17/22	N	0.93	--	<0.1 J	51	--	--	--	0.41 J	--	0.62 J	--	--	--	--
MW-36-100	05/04/22	N	<0.2	<1	1.5 J	59 J	--	--	--	0.52	--	0.51 J	--	--	--	--
MW-36-100	03/09/22	N	<0.2	--	2.8	56	--	--	--	0.49 J	--	0.48	--	--	--	--
MW-36-100	12/03/21	N	8	11	<0.1	43	--	--	--	0.26 J	--	0.23	19	--	<0.5	--
MW-36-100	11/18/21	N	8	--	--	--	--	--	--	--	--	--	--	--	--	--
MW-36-100	11/01/21	N	36	--	--	--	--	--	--	--	--	--	--	--	--	--
MW-36-100	10/18/21	N	<0.2	--	--	--	--	--	--	--	--	--	--	--	--	--
MW-36-100	10/06/21	N	<0.2	--	--	--	--	--	--	--	--	--	--	--	--	--
MW-36-100	09/21/21	N	<0.2	--	--	--	--	--	--	--	--	--	--	--	--	--
MW-36-100	09/07/21	N	<0.2	--	--	--	--	--	--	--	--	--	--	--	--	--
MW-36-100	08/25/21	N	8.7	--	--	--	--	--	--	--	--	--	--	--	--	--
MW-36-100	08/09/21	N	<0.2	--	--	--	--	--	--	--	--	--	--	--	--	--
MW-36-100	07/27/21	N	<0.2	--	--	--	--	--	--	--	--	--	--	--	--	--
MW-36-100	07/13/21	N	<0.2	--	--	--	--	--	--	--	--	--	--	--	--	--
MW-36-100	06/29/21	N	<0.2	--	--	--	--	--	--	--	--	--	--	--	--	--
MW-36-100	04/28/21	N	5.5	7.1	<0.1	--	--	--	--	--	--	0.16	21	--	<0.5	--
MW-36-100	12/15/20	N	4.5	6	2.9	--	1.2	180 J	--	0.18 J	53	0.22	19	--	<0.5	1,400
MW-36-100	06/16/20	N	12	11	1.5	--	--	--	--	--	--	0.24	20	--	<0.5	--
MW-36-100	01/13/26	FD	<1	--	--	--	--	--	--	--	--	--	--	--	--	--
MW-36-100	06/14/23	FD	<0.2	--	3.1	78	--	--	--	0.88	--	0.74	--	--	--	--
MW-36-100	04/04/23	FD	<0.2	--	2.2 J	71	--	--	--	0.98	--	0.65 J	--	--	--	--
MW-36-100	03/09/23	FD	<0.2	--	3.1	64	--	--	--	0.87 J	--	0.62 J	--	--	--	--
MW-36-100	07/14/22	FD	<0.2	--	3.5	54	--	--	--	0.38	--	0.46 J	--	--	--	--
MW-36-100	06/17/22	FD	0.81	--	<0.1 J	52	--	--	--	0.35 J	--	0.56 J	--	--	--	--
MW-37D	06/18/26	N	3.6	3.8	--	--	--	--	--	--	--	--	--	--	--	--
MW-37D	11/20/25	N	3.9	3.5	3.2	--	--	--	--	--	--	<0.0005	88	--	1.8	--
MW-37D	05/28/25	N	3.5	4	--	--	--	--	--	--	--	--	--	--	--	--
MW-37D	10/29/24	N	2.9	3.2	4.8	--	--	--	--	--	--	0.00054	87	--	2.1 J	--
MW-37D	05/21/24	N	3.6	3.8	--	--	--	--	--	--	--	--	--	--	--	--
MW-37D	11/28/23	N	3.1	3.3	0.92 J	--	--	--	--	--	--	0.00084	85	--	1.8	--
MW-37D	05/25/23	N	3.9	4.1	--	--	--	--	--	--	--	--	--	--	--	--
MW-37D	12/01/22	N	3.8	4.2	2.2	--	--	--	--	--	--	<0.0005 J	74 J	--	1.8	--
MW-37D	06/16/22	N	5.6	6	--	--	--	--	--	--	--	--	--	--	--	--
MW-37D	12/07/21	N	6	7.4	<0.1 J	--	--	--	--	--	--	<0.0005 J	68	--	1	--
MW-37D	06/07/21	N	4.8	5	--	--	--	--	--	--	--	--	65	--	0.82	--
MW-37D	12/10/20	N	4.5	5.7	--	--	1.3	220	--	<0.1 J	15	0.0023	65	--	1.1	2,400
MW-37D	06/24/20	N	5	6.5	--	--	--	--	--	--	--	--	63	--	0.66	--
MW-37S	06/18/26	N	12	12	--	--	--	--	--	--	--	--	--	--	--	--
MW-37S	11/20/25	N	11	9.9	0.4 J	--	--	--	--	--	--	<0.0005	11	--	0.77	--
MW-37S	05/28/25	N	10	11	--	--	--	--	--	--	--	--	--	--	--	--
MW-37S	10/29/24	N	9.6	9.7	1.5	--	--	--	--	--	--	<0.0005	12	--	0.89 J	--
MW-37S	05/21/24	N	12	12	--	--	--	--	--	--	--	--	--	--	--	--
MW-37S	11/28/23	N	11	12	<0.1	--	--	--	--	--	--	<0.0005 J	13	--	1	--
MW-37S	05/25/23	N	11	11	--	--	--	--	--	--	--	--	--	--	--	--
MW-37S	12/01/22	N	11	12	0.57	--	--	--	--	--	--	<0.0005 J	13 J	--	0.87	--
MW-37S	06/16/22	N	12	12	--	--	--	--	--	--	--	--	--	--	--	--
MW-37S	12/07/21	N	7.8	8	<0.1 J	--	--	--	--	--	--	0.0057 J	16	--	0.8	--

Appendix B
January 2020 to June 2026 Analytical Results
Second Quarter 2026 Quarterly Progress Report
Pacific Gas and Electric Company, Topock Compressor Station, Needles, California

Monitoring Well ID	Sample Date	Sample Type	Hexavalent Chromium (µg/L)	Total Dissolved Chromium (µg/L)	Dissolved Arsenic (µg/L)	Dissolved Barium (µg/L)	Dissolved Boron (mg/L)	Dissolved Calcium (mg/L)	Total Iron (mg/L)	Dissolved Iron (mg/L)	Dissolved Magnesium (mg/L)	Dissolved Manganese (mg/L)	Dissolved Molybdenum (µg/L)	Dissolved Potassium (mg/L)	Dissolved Selenium (µg/L)	Dissolved Sodium (mg/L)
MW-37S	12/10/20	N	12	13	2	–	0.73	190	–	0.13 J	34	0.006	15 J	–	0.82	1,300
MW-37S	11/20/25	FD	11	10	<0.1 J	–	–	--	–	–	–	<0.0005	12	–	0.89	–
MW-37S	10/29/24	FD	9.5	9.4	1.7	–	–	--	–	–	–	0.00066	12	–	0.8 J	–
MW-37S	11/28/23	FD	11	12	<0.1	–	–	--	–	–	–	0.0028 J	13	–	0.78	–
MW-38D	06/18/26	N	16	18	–	–	–	--	–	–	–	–	69	–	<0.5	–
MW-38D	02/24/26	N	<4	<1	–	–	–	--	–	–	–	–	35	–	<0.5	–
MW-38D	12/18/25	N	13	12	<0.1	–	–	--	–	–	–	0.015	55	–	<0.5	–
MW-38D	08/27/25	N	<4	<1	–	–	–	--	–	–	–	–	34	–	<0.5	–
MW-38D	05/22/25	N	<2	<1	–	–	–	--	–	–	–	–	43	–	<0.5	–
MW-38D	02/27/25	N	<4	<5	–	–	–	--	–	–	–	–	33	–	<2.5	–
MW-38D	10/30/24	N	23	21	5.4	–	–	--	–	–	–	0.012	51	–	<0.5	–
MW-38D	08/21/24	N	28	22	–	–	–	--	–	–	–	–	50	–	<0.5	–
MW-38D	05/22/24	N	<4	<5	–	–	–	--	–	–	–	–	31	–	<2.5	–
MW-38D	02/22/24	N	<4	<1	–	–	–	--	–	–	–	–	32	–	0.52	–
MW-38D	11/30/23	N	<4	<1	<0.1	–	–	--	–	–	–	0.0018	32	–	0.71	–
MW-38D	08/18/23	N	<4	<5	–	–	–	--	–	–	–	–	33	–	<2.5	–
MW-38D	06/01/23	N	<4	<5	–	–	–	--	–	–	–	–	33	–	<2.5	–
MW-38D	02/20/23	N	24	24	–	–	–	--	–	–	–	–	34	–	<2.5	–
MW-38D	11/28/22	N	24	22 J	<0.1	–	–	--	–	–	–	0.065 J	32	–	0.55 J	–
MW-38D	08/25/22	N	8.8	11	–	–	–	--	–	–	–	–	32	–	<2.5	–
MW-38D	06/08/22	N	<4	<5	–	–	–	--	–	–	–	–	28	–	<2.5	–
MW-38D	03/03/22	N	39	36	–	–	–	--	–	–	–	–	38	–	0.75	–
MW-38D	12/08/21	N	50	47	<0.1	–	–	--	–	–	–	0.0053 J	58	–	0.83	–
MW-38D	09/22/21	N	30	36 J	<0.1 J	–	–	550 J	–	–	11 J	0.0054	38 J	47	<0.5	5,300
MW-38D	05/05/21	N	23	22 J	<0.1	–	–	96	–	–	–	0.02	87	50 J	<0.5	5,700
MW-38D	02/25/21	N	25	22	<0.1	–	–	--	–	–	–	0.04	78	–	<0.5	–
MW-38D	12/15/20	N	19	18	8.5	–	5.1	250 J	–	<0.1	6.9	0.029	89	–	<0.5	3,800
MW-38D	12/14/20	N	17	19	–	–	–	--	–	–	–	–	--	–	–	–
MW-38D	10/05/20	N	20	21	–	–	–	--	–	–	–	–	--	–	–	–
MW-38D	04/23/20	N	19	16	7.3	–	–	--	–	–	–	0.027	78	–	<2.5	–
MW-38D	06/08/22	FD	<4	<5	–	–	–	--	–	–	–	–	34	–	<2.5	–
MW-38S	06/18/26	N	26	26	–	–	–	--	–	–	–	–	8.3	–	4.7	–
MW-38S	02/24/26	N	27	26	–	–	–	--	–	–	–	–	6.8	–	4.4	–
MW-38S	12/18/25	N	29	28	2.9	–	–	--	–	–	–	0.0042	6.6	–	4.7	–
MW-38S	08/27/25	N	23	24	–	–	–	--	–	–	–	–	8.8	–	4.5	–
MW-38S	05/22/25	N	17	24	–	–	–	--	–	–	–	–	9.4	–	4.8	–
MW-38S	02/27/25	N	40	37	–	–	–	--	–	–	–	–	8.6	–	4.6	–
MW-38S	10/30/24	N	38	37	4.9	–	–	--	–	–	–	0.00054	8.8	–	4.4	–
MW-38S	08/21/24	N	38	35	–	–	–	--	–	–	–	–	9.6	–	5	–
MW-38S	05/22/24	N	19	20	–	–	–	--	–	–	–	–	9.9	–	5.5	–
MW-38S	02/22/24	N	26	25	–	–	–	--	–	–	–	–	8.7	–	4.9	–
MW-38S	11/30/23	N	37	37	4.5	–	–	--	–	–	–	0.0021	9.6	–	5	–
MW-38S	08/18/23	N	28	30	–	–	–	--	–	–	–	–	9.5	–	4.8	–
MW-38S	06/01/23	N	20	22	–	–	–	--	–	–	–	–	9.2	–	5.2	–
MW-38S	02/20/23	N	31	30	–	–	–	--	–	–	–	–	8.4	–	4.7	–
MW-38S	11/28/22	N	37	44 J	3.6	–	–	--	–	–	–	0.24 J	6.9	–	3.7 J	–
MW-38S	08/25/22	N	31	31	–	–	–	--	–	–	–	–	9	–	5	–
MW-38S	06/08/22	N	17	16	–	–	–	--	–	–	–	–	7	–	4.5	–
MW-38S	03/03/22	N	31	31	–	–	–	--	–	–	–	–	7.7	–	5.7	–
MW-38S	12/08/21	N	15	17	7.2	–	–	--	–	–	–	0.0034 J	8.2	–	3.9	–
MW-38S	09/22/21	N	5.6	5.3 J	9 J	–	–	18 J	–	–	3.3 J	0.014	16 J	3.7	2.2	190

Appendix B
January 2020 to June 2026 Analytical Results
Second Quarter 2026 Quarterly Progress Report
Pacific Gas and Electric Company, Topock Compressor Station, Needles, California

Monitoring Well ID	Sample Date	Sample Type	Hexavalent Chromium (µg/L)	Total Dissolved Chromium (µg/L)	Dissolved Arsenic (µg/L)	Dissolved Barium (µg/L)	Dissolved Boron (mg/L)	Dissolved Calcium (mg/L)	Total Iron (mg/L)	Dissolved Iron (mg/L)	Dissolved Magnesium (mg/L)	Dissolved Manganese (mg/L)	Dissolved Molybdenum (µg/L)	Dissolved Potassium (mg/L)	Dissolved Selenium (µg/L)	Dissolved Sodium (mg/L)
MW-38S	08/27/21	N	15	17	6.5 J	–	–	--	–	–	–	0.022	12	–	4.4	–
MW-38S	05/05/21	N	11	11 J	5.5	–	–	34	–	–	–	0.053	15	6.4 J	4	320
MW-38S	02/25/21	N	8.4	9.1	5.1	–	–	--	–	–	–	0.074	17	–	3.3	–
MW-38S	11/30/20	N	7.2	7.8	6.5	–	0.99 J	23 J	–	<0.02	6.2 J	0.061	20	–	3	270 J
MW-38S	04/23/20	N	4	4.4	5.7	–	–	--	–	–	–	0.069	21	–	2.9	–
MW-38S	02/25/20	N	3.8	3.3	6.6	–	–	--	–	–	–	0.048	25	–	2.5	–
MW-38S	04/23/20	FD	4	4.6	5.8	–	–	--	–	–	–	0.075	22	–	3.1	–
MW-38S	02/25/20	FD	3.9	3.2	6.6	–	–	--	–	–	–	0.048	22	–	2.4	–
MW-39-040	05/12/26	N	<0.2	<1	12	98	–	--	–	0.49	–	0.15	--	–	–	–
MW-39-040	02/10/26	N	0.21	–	9.6	92	–	--	–	0.33	–	0.13	--	–	–	–
MW-39-040	11/11/25	N	<0.2	<1	9.2 J	84	–	--	–	0.3	–	0.12	7.9	–	<0.5	–
MW-39-040	08/12/25	N	0.21	–	9.5	91	–	--	–	0.27 J	–	0.13	--	–	–	–
MW-39-040	05/06/25	N	<0.2	<1	11	90 J	–	--	–	0.38	–	0.13	--	–	–	–
MW-39-040	02/13/25	N	<0.2	–	11	86	–	--	–	0.32	–	0.12	--	–	–	–
MW-39-040	01/15/25	N	<1	–	13	120	–	--	–	0.41	–	0.14	--	–	–	–
MW-39-040	12/10/24	N	0.39	–	10	79	–	--	–	0.35	–	0.12	--	–	–	–
MW-39-040	11/12/24	N	0.21	<1	10	92	–	--	–	0.33	–	0.12	7.7	–	<0.5	–
MW-39-040	10/08/24	N	<0.2	–	10	84	–	--	–	0.3	–	0.13	--	–	–	–
MW-39-040	09/10/24	N	<0.2	–	12	88	–	--	–	0.3	–	0.13	--	–	–	–
MW-39-040	08/06/24	N	<0.33	–	12 J	89	–	--	–	0.28	–	0.12	--	–	–	–
MW-39-040	07/16/24	N	0.21	–	12 J	94	–	--	–	0.33	–	0.13	--	–	–	–
MW-39-040	06/12/24	N	<0.2	–	12 J	88 J	–	--	–	0.36	–	0.12	--	–	–	–
MW-39-040	05/07/24	N	<0.2	<1	11	93	–	--	–	0.33	–	0.12	--	–	–	–
MW-39-040	04/09/24	N	<0.2	–	12	80 J	–	--	–	0.4 J	–	0.13 J	--	–	–	–
MW-39-040	03/12/24	N	<0.2	–	12	86	–	--	–	0.35 J	–	0.11	--	–	–	–
MW-39-040	02/06/24	N	<0.2	–	1.8	28	–	--	–	0.43	–	0.14	--	–	–	–
MW-39-040	01/09/24	N	<0.2	–	15	120	–	--	–	0.37	–	0.14	--	–	–	–
MW-39-040	12/14/23	N	<0.2	–	14	100	–	--	–	0.31 J	–	0.14	--	–	–	–
MW-39-040	11/07/23	N	<0.2	<1	11 J	100	–	--	–	0.16	–	0.13	11	–	<0.5	–
MW-39-040	10/10/23	N	<0.2	–	12	88	–	--	–	0.31	–	0.11	--	–	–	–
MW-39-040	09/12/23	N	<0.2	–	13	75 J	–	--	–	0.13 J	–	0.08 J	--	–	–	–
MW-39-040	08/08/23	N	<0.2	–	1.1 J	18	–	--	–	0.12 J	–	0.3	--	–	–	–
MW-39-040	07/18/23	N	<0.2	–	14 J	82	–	--	–	0.22 J	–	0.077	--	–	–	–
MW-39-040	06/12/23	N	<0.2	–	13 J	90	–	--	–	0.2	–	0.084	--	–	–	–
MW-39-040	05/10/23	N	<0.2	<1	15	69 J	–	--	–	0.17	–	0.092	--	–	–	–
MW-39-040	04/06/23	N	<0.2	–	11	81	–	--	–	0.39	–	0.1	--	–	–	–
MW-39-040	03/07/23	N	<0.2	–	11	88 J	–	--	–	0.31	–	0.11 J	--	–	–	–
MW-39-040	02/06/23	N	<0.2	–	14 J	110 J	–	--	–	0.29 J	–	0.14	--	–	–	–
MW-39-040	01/09/23	N	<0.2	–	11 J	74	–	--	–	0.27	–	0.1	--	–	–	–
MW-39-040	12/06/22	N	<0.2	–	12	61	–	--	–	0.23	–	0.088 J	--	–	–	–
MW-39-040	11/08/22	N	<0.2	<1	13	63	–	--	–	0.26 J	–	0.087 J	8.9 J	–	<0.5	–
MW-39-040	10/11/22	N	<0.2	–	14 J	61 J	–	--	–	0.22 J	–	0.1 J	--	–	–	–
MW-39-040	09/13/22	N	<0.2	–	15	66	–	--	–	0.26 J	–	0.099	--	–	–	–
MW-39-040	08/09/22	N	<0.2	–	13	59 J	–	--	–	0.24 J	–	0.093 J	--	–	–	–
MW-39-040	07/12/22	N	<0.2	–	14	69	–	--	–	0.29 J	–	0.11	--	–	–	–
MW-39-040	06/15/22	N	<0.2	–	15	72	–	--	–	0.35	–	0.11	--	–	–	–
MW-39-040	05/03/22	N	<0.2	<1	16	72	–	--	–	0.27	–	0.11	--	–	–	–
MW-39-040	02/28/22	N	<0.2	–	15	85	–	--	–	0.32	–	0.11	--	–	–	–
MW-39-040	12/07/21	N	<0.2	<1	16	74	–	--	–	0.32 J	–	0.12	7.7	–	<0.5	–
MW-39-040	12/11/20	N	<0.2	<1	18	–	–	--	–	–	–	0.099	--	–	–	–
MW-39-040	05/07/24	FD	<0.2	<1	11	93	–	--	–	0.31	–	0.12	--	–	–	–

Appendix B
January 2020 to June 2026 Analytical Results
Second Quarter 2026 Quarterly Progress Report
Pacific Gas and Electric Company, Topock Compressor Station, Needles, California

Monitoring Well ID	Sample Date	Sample Type	Hexavalent Chromium (µg/L)	Total Dissolved Chromium (µg/L)	Dissolved Arsenic (µg/L)	Dissolved Barium (µg/L)	Dissolved Boron (mg/L)	Dissolved Calcium (mg/L)	Total Iron (mg/L)	Dissolved Iron (mg/L)	Dissolved Magnesium (mg/L)	Dissolved Manganese (mg/L)	Dissolved Molybdenum (µg/L)	Dissolved Potassium (mg/L)	Dissolved Selenium (µg/L)	Dissolved Sodium (mg/L)
MW-39-040	01/09/23	FD	<0.2	--	11 J	73	--	--	--	0.29	--	0.1	--	--	--	--
MW-39-040	09/13/22	FD	<0.2	--	15	61	--	--	--	0.27 J	--	0.098	--	--	--	--
MW-39-050	05/12/26	N	<0.2	<1	0.66	270	--	--	--	0.031	--	1.10	--	--	--	--
MW-39-050	02/10/26	N	<0.2	--	1.2	110	--	--	--	0.022	--	0.61	--	--	--	--
MW-39-050	11/11/25	N	<0.2	<1	0.98 J	110	--	--	--	0.026	--	0.61	3.7	--	<0.5	--
MW-39-050	08/12/25	N	<0.2	--	1	120	--	--	--	<0.02 J	--	0.56	--	--	--	--
MW-39-050	05/06/25	N	<0.2	<1	1.2	100 J	--	--	--	0.17	--	0.63	--	--	--	--
MW-39-050	02/13/25	N	<0.2	--	1.4	84	--	--	--	<0.02	--	0.34	--	--	--	--
MW-39-050	01/15/25	N	<0.2	--	1.5	98	--	--	--	<0.02	--	0.37	--	--	--	--
MW-39-050	12/10/24	N	<0.2	--	1.4	84	--	--	--	<0.031	--	0.45	--	--	--	--
MW-39-050	11/12/24	N	<0.2	<1	1.7	100	--	--	--	<0.02	--	0.47	4.4	--	<0.5	--
MW-39-050	10/08/24	N	<0.2	--	1.7	100	--	--	--	<0.02	--	0.46	--	--	--	--
MW-39-050	09/10/24	N	<0.2	--	1.6	91	--	--	--	<0.02	--	0.38	--	--	--	--
MW-39-050	08/06/24	N	<0.2	--	1.4 J	91	--	--	--	0.051	--	0.42	--	--	--	--
MW-39-050	07/16/24	N	<0.2	--	1.9 J	84	--	--	--	<0.02	--	0.4	--	--	--	--
MW-39-050	06/12/24	N	<0.2	--	1.6 J	79 J	--	--	--	<0.02	--	0.37	--	--	--	--
MW-39-050	05/07/24	N	<0.2	<1	1.5	75	--	--	--	<0.02	--	0.3	--	--	--	--
MW-39-050	04/09/24	N	<0.2	--	1.7	62 J	--	--	--	0.03 J	--	0.3 J	--	--	--	--
MW-39-050	03/12/24	N	<0.2	--	1.7	54	--	--	--	<0.02	--	0.25	--	--	--	--
MW-39-050	02/06/24	N	<0.2	--	16	150	--	--	--	<0.02	--	0.19	--	--	--	--
MW-39-050	01/09/24	N	<0.2	--	1.8	48	--	--	--	0.029	--	0.23	--	--	--	--
MW-39-050	12/14/23	N	<0.2	--	1.8	51	--	--	--	0.034 J	--	0.27	--	--	--	--
MW-39-050	11/07/23	N	<0.2	<1	1.6 J	52	--	--	--	<0.02	--	0.24	4.6	--	<0.5	--
MW-39-050	10/10/23	N	<0.2	--	1.6	49	--	--	--	<0.02	--	0.25	--	--	--	--
MW-39-050	09/12/23	N	<0.2	--	1.4	44 J	--	--	--	<0.02 J	--	0.23 J	--	--	--	--
MW-39-050	08/08/23	N	<0.2	--	<0.1 J	38	--	--	--	<0.02 J	--	0.018	--	--	--	--
MW-39-050	07/18/23	N	<0.2	--	1.5 J	45	--	--	--	0.08 J	--	0.23	--	--	--	--
MW-39-050	06/12/23	N	<0.2	--	1.7 J	47	--	--	--	0.06	--	0.24	--	--	--	--
MW-39-050	05/10/23	N	<0.2	<1	2	47 J	--	--	--	<0.02	--	0.18	--	--	--	--
MW-39-050	04/06/23	N	<0.2	--	1.6	45	--	--	--	0.047	--	0.21	--	--	--	--
MW-39-050	03/07/23	N	<0.2	--	1.5	44 J	--	--	--	0.021	--	0.21 J	--	--	--	--
MW-39-050	02/06/23	N	<0.2	--	1.8 J	56 J	--	--	--	0.024 J	--	0.24	--	--	--	--
MW-39-050	01/09/23	N	<0.2	--	1.5 J	47	--	--	--	0.028	--	0.24	--	--	--	--
MW-39-050	12/06/22	N	<0.2	--	1.9	47	--	--	--	<0.02	--	0.25 J	--	--	--	--
MW-39-050	11/08/22	N	<0.2	<1	1.7	46	--	--	--	0.034 J	--	0.27 J	4.9 J	--	<0.5	--
MW-39-050	10/11/22	N	<0.2	--	1.6 J	42 J	--	--	--	<0.02	--	0.22 J	--	--	--	--
MW-39-050	09/13/22	N	<0.2	--	1.6	43	--	--	--	0.021 J	--	0.21	--	--	--	--
MW-39-050	08/09/22	N	<0.2	--	1.2	35 J	--	--	--	<0.02 J	--	0.19 J	--	--	--	--
MW-39-050	07/12/22	N	<0.2	--	1.6	38	--	--	--	<0.02 J	--	0.21	--	--	--	--
MW-39-050	06/15/22	N	<0.2	--	1.6	41	--	--	--	<0.02	--	0.17	--	--	--	--
MW-39-050	05/03/22	N	<0.2	<1	1.8	37	--	--	--	<0.02	--	0.17	--	--	--	--
MW-39-050	02/28/22	N	<0.2	--	1.4	42	--	--	--	0.076	--	0.17	--	--	--	--
MW-39-050	12/07/21	N	<0.2	<1	16	73	--	--	--	<0.02	--	0.12	7.6	--	<0.5	--
MW-39-050	12/11/20	N	<0.2	<1	2	--	0.12	72 J	--	0.15 J	19	0.17	4.5 J	--	<0.5	100
MW-39-050	10/08/24	FD	<0.2	--	1.4	100	--	--	--	<0.02	--	0.46	--	--	--	--
MW-39-050	07/16/24	FD	<0.2	--	1.7 J	86	--	--	--	<0.02	--	0.41	--	--	--	--
MW-39-050	12/06/22	FD	<0.2	--	1.9	43	--	--	--	<0.02	--	0.22 J	--	--	--	--
MW-39-060	05/12/26	N	0.53	1.1	1.9	54	--	--	--	0.13	--	0.81	--	--	--	--
MW-39-060	02/10/26	N	<0.2	--	1.3	71	--	--	--	0.044	--	0.45	--	--	--	--
MW-39-060	11/11/25	N	<0.2	<1	1.2 J	65	--	--	--	0.069	--	0.41	3.3	--	<0.5	--
MW-39-060	08/12/25	N	<0.2	--	1.2	70	--	--	--	0.075 J	--	0.44	--	--	--	--

Appendix B
January 2020 to June 2026 Analytical Results
Second Quarter 2026 Quarterly Progress Report
Pacific Gas and Electric Company, Topock Compressor Station, Needles, California

Monitoring Well ID	Sample Date	Sample Type	Hexavalent Chromium (µg/L)	Total Dissolved Chromium (µg/L)	Dissolved Arsenic (µg/L)	Dissolved Barium (µg/L)	Dissolved Boron (mg/L)	Dissolved Calcium (mg/L)	Total Iron (mg/L)	Dissolved Iron (mg/L)	Dissolved Magnesium (mg/L)	Dissolved Manganese (mg/L)	Dissolved Molybdenum (µg/L)	Dissolved Potassium (mg/L)	Dissolved Selenium (µg/L)	Dissolved Sodium (mg/L)
MW-39-060	05/06/25	N	<0.2	<1	1.3	57 J	–	--	–	0.052	–	0.38	--	–	–	–
MW-39-060	02/13/25	N	<0.2	–	1.3	54	–	--	–	0.038	–	0.34	--	–	–	–
MW-39-060	01/15/25	N	<0.2	–	1.8	62	–	--	–	0.15	–	0.34	--	–	–	–
MW-39-060	12/10/24	N	<0.2	–	1.5	44	–	--	–	<0.033	–	0.36	--	–	–	–
MW-39-060	11/12/24	N	<0.2	<1	1.6	54	–	--	–	<0.027	–	0.36	3.4	–	<0.5	–
MW-39-060	10/08/24	N	<0.2	–	1.7	47	–	--	–	0.024	–	0.31	--	–	–	–
MW-39-060	09/10/24	N	<0.2	–	1.6	44	–	--	–	<0.02	–	0.26	--	–	–	–
MW-39-060	08/06/24	N	<0.2	–	1.9 J	46	–	--	–	0.026	–	0.28	--	–	–	–
MW-39-060	07/16/24	N	<0.2	–	2 J	56	–	--	–	0.44	–	0.28	--	–	–	–
MW-39-060	06/12/24	N	<0.2	–	1.9 J	40 J	–	--	–	0.041	–	0.24	--	–	–	–
MW-39-060	05/07/24	N	<0.2	<1	1.5	38	–	--	–	0.02	–	0.22	--	–	–	–
MW-39-060	04/09/24	N	<0.2	–	1.6	29 J	–	--	–	0.038 J	–	0.19 J	--	–	–	–
MW-39-060	03/12/24	N	<0.2	–	1.9	30	–	--	–	0.045 J	–	0.17	--	–	–	–
MW-39-060	02/06/24	N	<0.2	–	1.8	51	–	--	–	<0.02	–	0.23	--	–	–	–
MW-39-060	01/09/24	N	<0.2	–	1.9	26	–	--	–	0.022	–	0.14	--	–	–	–
MW-39-060	12/14/23	N	<0.2	–	2.2	34	–	--	–	0.25 J	–	0.18	--	–	–	–
MW-39-060	11/07/23	N	<0.2	<1	2 J	31	–	--	–	<0.02	–	0.16	5.7	–	<0.5	–
MW-39-060	10/10/23	N	<0.2	–	2	28	–	--	–	0.12	–	0.14	--	–	–	–
MW-39-060	09/12/23	N	<0.2	–	1	71 J	–	--	–	0.038 J	–	0.28 J	--	–	–	–
MW-39-060	08/08/23	N	9.2	–	<0.1 J	18	–	--	–	<0.02 J	–	0.0064	--	–	–	–
MW-39-060	07/18/23	N	<0.2	–	1.7 J	28	–	--	–	0.096 J	–	0.14	--	–	–	–
MW-39-060	06/12/23	N	<0.2	–	1.8 J	29	–	--	–	0.065	–	0.14	--	–	–	–
MW-39-060	05/10/23	N	<0.2	<1	2.3	34 J	–	--	–	<0.02	–	0.04	--	–	–	–
MW-39-060	04/06/23	N	<0.2	–	1.5	43	–	--	–	0.13	–	0.25	--	–	–	–
MW-39-060	03/07/23	N	<0.2	–	1.5	56 J	–	--	–	0.048	–	0.27 J	--	–	–	–
MW-39-060	02/06/23	N	<0.2	–	1.1 J	82 J	–	--	–	0.072 J	–	0.38	--	–	–	–
MW-39-060	01/09/23	N	<0.2	–	1.3 J	51	–	--	–	0.069	–	0.25	--	–	–	–
MW-39-060	12/06/22	N	<0.2	–	1.3	43	–	--	–	0.23	–	0.22 J	--	–	–	–
MW-39-060	11/08/22	N	<0.2	<1	1.5	41	–	--	–	0.041 J	–	0.24 J	6.6 J	–	<0.5	–
MW-39-060	10/11/22	N	<0.2	–	1.5 J	38 J	–	--	–	0.032 J	–	0.25 J	--	–	–	–
MW-39-060	09/13/22	N	<0.2	–	2	32	–	--	–	0.042 J	–	0.18	--	–	–	–
MW-39-060	08/09/22	N	<0.2	–	1.6	36 J	–	--	–	0.27 J	–	0.19 J	--	–	–	–
MW-39-060	07/12/22	N	<0.2	–	2.1	24	–	--	–	0.036 J	–	0.13	--	–	–	–
MW-39-060	06/15/22	N	<1	–	2	24	–	--	–	<0.02	–	0.12	--	–	–	–
MW-39-060	05/03/22	N	R	R	R	R	–	--	–	R	–	R	--	–	–	–
MW-39-060	02/28/22	N	<0.2	–	2	36	–	--	–	1.80	–	0.15	--	–	–	–
MW-39-060	12/07/21	N	<0.2	<1	16	74	–	--	–	0.11 J	–	0.12	7.7	–	<0.5	–
MW-39-060	12/11/20	N	<0.2	<1	2.7	–	0.14	54 J	–	0.12 J	17	0.11	5.2 J	–	<0.5	120
MW-39-070	06/09/26	N	<0.2	–	–	–	–	--	–	–	–	–	--	–	–	–
MW-39-070	05/12/26	N	<0.2	<1	0.24	70	–	--	–	0.025	–	0.015	--	–	–	–
MW-39-070	04/15/26	N	<0.2	–	–	–	–	--	–	–	–	–	--	–	–	–
MW-39-070	03/10/26	N	<0.2	–	–	–	–	--	–	–	–	–	--	–	–	–
MW-39-070	02/10/26	N	<0.2	–	0.54	68	–	--	–	<0.02	–	0.012	--	–	–	–
MW-39-070	01/13/26	N	<0.2	–	–	–	–	--	–	–	–	–	--	–	–	–
MW-39-070	12/08/25	N	<0.2	–	–	–	–	--	–	–	–	–	--	–	–	–
MW-39-070	11/11/25	N	<0.2	<1	0.92 J	52	–	--	–	<0.02	–	0.01	5.3	–	<0.5	–
MW-39-070	10/20/25	N	<0.2	–	–	–	–	--	–	–	–	–	--	–	–	–
MW-39-070	09/09/25	N	<0.49	–	–	–	–	--	–	–	–	–	--	–	–	–
MW-39-070	08/12/25	N	<0.2	–	1.3	38 J	–	--	–	0.033 J	–	0.0071	--	–	–	–
MW-39-070	07/15/25	N	<0.2	–	–	–	–	--	–	–	–	–	--	–	–	–
MW-39-070	06/10/25	N	<0.2	–	–	–	–	--	–	–	–	–	--	–	–	–

Appendix B
January 2020 to June 2026 Analytical Results
Second Quarter 2026 Quarterly Progress Report
Pacific Gas and Electric Company, Topock Compressor Station, Needles, California

Monitoring Well ID	Sample Date	Sample Type	Hexavalent Chromium (µg/L)	Total Dissolved Chromium (µg/L)	Dissolved Arsenic (µg/L)	Dissolved Barium (µg/L)	Dissolved Boron (mg/L)	Dissolved Calcium (mg/L)	Total Iron (mg/L)	Dissolved Iron (mg/L)	Dissolved Magnesium (mg/L)	Dissolved Manganese (mg/L)	Dissolved Molybdenum (µg/L)	Dissolved Potassium (mg/L)	Dissolved Selenium (µg/L)	Dissolved Sodium (mg/L)
MW-39-070	05/06/25	N	<0.2	<1	1.7	30 J	--	--	--	0.043	--	0.0058	--	--	--	--
MW-39-070	04/08/25	N	<0.2	--	1.5	85 J	--	--	--	0.06	--	0.51	--	--	--	--
MW-39-070	03/11/25	N	<0.2	--	1.5	30	--	--	--	<0.02	--	0.0066	--	--	--	--
MW-39-070	02/13/25	N	<0.2	--	1.1	51	--	--	--	<0.02	--	0.016	--	--	--	--
MW-39-070	01/15/25	N	0.37	--	2	76	--	--	--	<0.02	--	0.015	--	--	--	--
MW-39-070	12/10/24	N	0.53	--	1.8	40	--	--	--	<0.02	--	0.031	--	--	--	--
MW-39-070	11/12/24	N	<0.2	<1	2.4	29	--	--	--	<0.02	--	0.011	9	--	0.56	--
MW-39-070	10/08/24	N	<0.2	--	2.7	24	--	--	--	<0.02	--	0.012	--	--	--	--
MW-39-070	09/10/24	N	0.24	--	2.9	23	--	--	--	<0.02	--	0.013	--	--	--	--
MW-39-070	08/06/24	N	<0.2	--	2.5 J	23	--	--	--	<0.02	--	0.0092	--	--	--	--
MW-39-070	07/16/24	N	<0.2	--	4 J	20	--	--	--	<0.02	--	0.0062	--	--	--	--
MW-39-070	06/12/24	N	0.21	--	3.9 J	18 J	--	--	--	<0.02	--	0.0051	--	--	--	--
MW-39-070	05/07/24	N	0.2	<1	2.1	26	--	--	--	<0.02	--	0.0071	--	--	--	--
MW-39-070	04/09/24	N	0.53	--	1.3	31 J	--	--	--	<0.02 J	--	0.0088 J	--	--	--	--
MW-39-070	03/12/24	N	7.7	--	0.96	47	--	--	--	<0.02	--	0.014	--	--	--	--
MW-39-070	02/06/24	N	0.34	--	1.3	33	--	--	--	<0.02	--	0.0097	--	--	--	--
MW-39-070	01/09/24	N	4.3	--	0.74	46	--	--	--	<0.02	--	0.018	--	--	--	--
MW-39-070	12/14/23	N	<0.2	--	0.99	42	--	--	--	0.047 J	--	0.03	--	--	--	--
MW-39-070	11/07/23	N	<0.2	5.3	0.64 J	72	--	--	--	0.53	--	0.078	7.5	--	<0.5	--
MW-39-070	10/10/23	N	<0.2	--	<0.1	100	--	--	--	<0.02	--	0.037	--	--	--	--
MW-39-070	09/12/23	N	<0.2	--	<0.1	65 J	--	--	--	0.1 J	--	0.036 J	--	--	--	--
MW-39-070	08/08/23	N	<0.2	--	<0.1 J	74	--	--	--	<0.02 J	--	0.038	--	--	--	--
MW-39-070	07/18/23	N	<0.2	--	<0.1 J	86	--	--	--	0.061 J	--	0.032	--	--	--	--
MW-39-070	06/12/23	N	<0.2	--	<0.1 J	100	--	--	--	0.024	--	0.027	--	--	--	--
MW-39-070	05/10/23	N	<0.2	<1	1	75 J	--	--	--	0.03	--	0.2	--	--	--	--
MW-39-070	04/06/23	N	<0.2	--	0.34	78	--	--	--	0.041	--	0.025	--	--	--	--
MW-39-070	03/07/23	N	<0.2	--	0.8	73 J	--	--	--	<0.02	--	0.024 J	--	--	--	--
MW-39-070	02/06/23	N	<0.2	--	0.96 J	53 J	--	--	--	<0.02 J	--	0.021	--	--	--	--
MW-39-070	01/09/23	N	<0.2	--	1.1 J	42	--	--	--	0.022	--	0.023	--	--	--	--
MW-39-070	12/06/22	N	<0.2	--	1.2	46	--	--	--	<0.02	--	0.024 J	--	--	--	--
MW-39-070	11/08/22	N	<0.2	<1	1.2	47	--	--	--	<0.02 J	--	0.017 J	9.2 J	--	<0.5	--
MW-39-070	10/11/22	N	<0.2	--	0.97 J	45 J	--	--	--	<0.02 J	--	0.018 J	--	--	--	--
MW-39-070	09/13/22	N	<0.2	--	1.2	36	--	--	--	<0.02	--	0.012	--	--	--	--
MW-39-070	08/09/22	N	<0.2	--	1.2	22 J	--	--	--	0.025 J	--	0.01 J	--	--	--	--
MW-39-070	07/12/22	N	<0.2	--	0.71	50	--	--	--	<0.02 J	--	0.015	--	--	--	--
MW-39-070	06/15/22	N	<0.2	--	0.39	40	--	--	--	<0.02	--	0.0085	--	--	--	--
MW-39-070	05/03/22	N	<0.2	<1	1.1	31	--	--	--	<0.02	--	0.0076	--	--	--	--
MW-39-070	02/28/22	N	<0.2	--	1.9	21	--	--	--	<0.02	--	0.0076	--	--	--	--
MW-39-070	12/07/21	N	<0.2	<1	16	74	--	--	--	<0.02	--	0.12	7.7	--	<0.5	--
MW-39-070	12/11/20	N	<0.2	<1	--	--	0.22	53 J	--	0.22 J	17	0.0036	16 J	--	<0.5	360
MW-39-070	06/10/25	FD	<0.2	--	--	--	--	--	--	--	--	--	--	--	--	--
MW-39-070	08/06/24	FD	<0.2	--	2.5 J	23	--	--	--	<0.02	--	0.0089	--	--	--	--
MW-39-070	07/18/23	FD	<0.2	--	<0.1 J	85	--	--	--	0.06 J	--	0.03	--	--	--	--
MW-39-070	10/11/22	FD	<0.2	--	1.1 J	45 J	--	--	--	0.19 J	--	0.019 J	--	--	--	--
MW-39-070	08/09/22	FD	<0.2	--	1.2	24 J	--	--	--	<0.02 J	--	0.012 J	--	--	--	--
MW-39-080	06/09/26	N	5.2	--	--	--	--	--	--	--	--	--	--	--	--	--
MW-39-080	05/12/26	N	5.6	6.2	<0.1	25	--	--	--	<0.02	--	0.0046	--	--	--	--
MW-39-080	04/15/26	N	6.6	--	--	--	--	--	--	--	--	--	--	--	--	--
MW-39-080	03/10/26	N	6	--	--	--	--	--	--	--	--	--	--	--	--	--
MW-39-080	02/10/26	N	7.2	--	<0.1	29	--	--	--	<0.02	--	0.0032	--	--	--	--
MW-39-080	01/13/26	N	2.8	--	--	--	--	--	--	--	--	--	--	--	--	--

Appendix B
January 2020 to June 2026 Analytical Results
Second Quarter 2026 Quarterly Progress Report
Pacific Gas and Electric Company, Topock Compressor Station, Needles, California

Monitoring Well ID	Sample Date	Sample Type	Hexavalent Chromium (µg/L)	Total Dissolved Chromium (µg/L)	Dissolved Arsenic (µg/L)	Dissolved Barium (µg/L)	Dissolved Boron (mg/L)	Dissolved Calcium (mg/L)	Total Iron (mg/L)	Dissolved Iron (mg/L)	Dissolved Magnesium (mg/L)	Dissolved Manganese (mg/L)	Dissolved Molybdenum (µg/L)	Dissolved Potassium (mg/L)	Dissolved Selenium (µg/L)	Dissolved Sodium (mg/L)
MW-39-080	12/08/25	N	1.1	–	–	–	–	--	–	–	–	–	--	–	–	–
MW-39-080	11/11/25	N	5.4	5	0.89 J	23	–	--	–	<0.02	–	0.0032	18	–	0.62	–
MW-39-080	10/20/25	N	4.7	–	–	–	–	--	–	–	–	–	--	–	–	–
MW-39-080	09/09/25	N	9.5	–	–	–	–	--	–	–	–	–	--	–	–	–
MW-39-080	08/12/25	N	5.2	–	0.58 J	24	–	--	–	<0.02	–	0.0033	--	–	–	–
MW-39-080	07/15/25	N	5.3	–	–	–	–	--	–	–	–	–	--	–	–	–
MW-39-080	06/10/25	N	5.8	–	–	–	–	--	–	–	–	–	--	–	–	–
MW-39-080	05/06/25	N	1.4	1.4	1.9	18 J	–	--	–	<0.02	–	0.0023	--	–	–	–
MW-39-080	04/08/25	N	3	–	1.8	23 J	–	--	–	<0.02	–	0.004	--	–	–	–
MW-39-080	03/11/25	N	1.3	–	1.3	27	–	--	–	<0.02	–	0.0041	--	–	–	–
MW-39-080	02/13/25	N	2.3	–	1	40	–	--	–	<0.02	–	0.006	--	–	–	–
MW-39-080	01/15/25	N	5.6	–	2.3	51	–	--	–	<0.02	–	0.0074	--	–	–	–
MW-39-080	12/10/24	N	<0.2	–	2.2	30	–	--	–	<0.02	–	0.0077	--	–	–	–
MW-39-080	11/12/24	N	1.3	1.5	2.7	29	–	--	–	<0.02	–	0.0054	18	–	5.4	–
MW-39-080	10/08/24	N	1.5	–	2.8	22	–	--	–	0.14	–	0.004	--	–	–	–
MW-39-080	09/10/24	N	2.1	–	3.5	22	–	--	–	<0.02	–	0.0038	--	–	–	–
MW-39-080	08/06/24	N	5	–	3.5 J	19	–	--	–	<0.02	–	0.003	--	–	–	–
MW-39-080	07/16/24	N	1.6	–	3.8 J	16	–	--	–	<0.02	–	0.0028	--	–	–	–
MW-39-080	06/12/24	N	2.5	–	3.2 J	20 J	–	--	–	<0.02	–	0.0035	--	–	–	–
MW-39-080	05/07/24	N	2.5	2.7	0.99	24	–	--	–	<0.02	–	0.0026	--	–	–	–
MW-39-080	04/09/24	N	5.2	–	0.28 J	29 J	–	--	–	<0.02 J	–	0.0042 J	--	–	–	–
MW-39-080	03/12/24	N	35	–	0.33	38	–	--	–	0.027	–	0.0059	--	–	–	–
MW-39-080	02/06/24	N	66	–	<0.1	34	–	--	–	<0.02	–	0.0053	--	–	–	–
MW-39-080	01/09/24	N	11	–	<0.1	36	–	--	–	<0.02	–	0.0048	--	–	–	–
MW-39-080	12/14/23	N	0.51	–	<0.1	42	–	--	–	0.028 J	–	0.0056	--	–	–	–
MW-39-080	11/07/23	N	3.4	3.2	<0.1 J	54	–	--	–	<0.02	–	0.007	11	–	<0.5	–
MW-39-080	10/10/23	N	42	–	<0.1	37	–	--	–	<0.02	–	0.0024	--	–	–	–
MW-39-080	09/12/23	N	12	–	<0.1	34 J	–	--	–	0.038 J	–	0.0063 J	--	–	–	–
MW-39-080	08/08/23	N	20	–	<0.1 J	34	–	--	–	<0.02 J	–	0.007	--	–	–	–
MW-39-080	07/18/23	N	26	–	<0.1 J	35	–	--	–	0.085 J	–	0.0041	--	–	–	–
MW-39-080	06/12/23	N	19	–	<0.1 J	37	–	--	–	0.041	–	0.0036	--	–	–	–
MW-39-080	05/10/23	N	26	33	<0.1	30 J	–	--	–	<0.02	–	0.0044	--	–	–	–
MW-39-080	04/06/23	N	40	–	2.4	21	–	--	–	0.046	–	0.35	--	–	–	–
MW-39-080	03/07/23	N	33	–	<0.1	30 J	–	--	–	<0.02	–	0.0065 J	--	–	–	–
MW-39-080	02/06/23	N	1.8	–	<0.1 J	37 J	–	--	–	<0.02 J	–	0.0086	--	–	–	–
MW-39-080	01/09/23	N	4.9	–	0.84 J	29	–	--	–	<0.02	–	0.0091	--	–	–	–
MW-39-080	12/06/22	N	1.4	–	1	24	–	--	–	<0.02	–	0.0079 J	--	–	–	–
MW-39-080	11/08/22	N	23	21	0.69	26	–	--	–	<0.02 J	–	0.0059 J	14 J	–	<0.5	–
MW-39-080	10/11/22	N	13	–	<0.1 J	27 J	–	--	–	<0.02	–	0.0058 J	--	–	–	–
MW-39-080	09/13/22	N	17	–	<0.1	32	–	--	–	<0.02	–	0.0078	--	–	–	–
MW-39-080	08/09/22	N	0.53	–	<0.1	20 J	–	--	–	<0.02 J	–	0.0065 J	--	–	–	–
MW-39-080	07/12/22	N	13	–	<0.1	24	–	--	–	<0.02 J	–	0.0048	--	–	–	–
MW-39-080	06/15/22	N	10	–	<0.1	25	–	--	–	<0.024	–	0.0036	--	–	–	–
MW-39-080	05/03/22	N	0.33	<1	<0.1	16	–	--	–	<0.02	–	0.0029	--	–	–	–
MW-39-080	02/28/22	N	<0.2	–	0.49	21	–	--	–	<0.1	–	0.0058	--	–	–	–
MW-39-080	12/07/21	N	<0.2	<1	16 J	74 J	–	--	–	<0.02	–	0.12 J	7.7 J	–	<0.5	–
MW-39-080	12/11/20	N	0.47	1.2	–	–	0.61	100 J	–	0.032 J	38	0.0042	26 J	–	<0.5	1,100
MW-39-080	01/15/25	FD	5.5	–	2.3	49	–	--	–	<0.02	–	0.0069	--	–	–	–
MW-39-080	09/12/23	FD	12	–	<0.1	36 J	–	--	–	<0.02 J	–	0.0064 J	--	–	–	–
MW-39-080	05/10/23	FD	<0.2	2.1	<0.1	42 J	–	--	–	0.023	–	0.015	--	–	–	–
MW-39-080	12/07/21	FD	<0.2	<1	1.5 J	22 J	–	--	–	<0.02	–	0.0039 J	22 J	–	<0.5	–

Appendix B
January 2020 to June 2026 Analytical Results
Second Quarter 2026 Quarterly Progress Report
Pacific Gas and Electric Company, Topock Compressor Station, Needles, California

Monitoring Well ID	Sample Date	Sample Type	Hexavalent Chromium (µg/L)	Total Dissolved Chromium (µg/L)	Dissolved Arsenic (µg/L)	Dissolved Barium (µg/L)	Dissolved Boron (mg/L)	Dissolved Calcium (mg/L)	Total Iron (mg/L)	Dissolved Iron (mg/L)	Dissolved Magnesium (mg/L)	Dissolved Manganese (mg/L)	Dissolved Molybdenum (µg/L)	Dissolved Potassium (mg/L)	Dissolved Selenium (µg/L)	Dissolved Sodium (mg/L)
MW-39-100	06/09/26	N	600	--	--	--	--	--	--	--	--	--	--	--	--	--
MW-39-100	05/12/26	N	160 J	150 J	<0.1	31	--	--	--	<0.02	--	0.0087 J	--	--	--	--
MW-39-100	04/15/26	N	460	--	--	--	--	--	--	--	--	--	--	--	--	--
MW-39-100	03/10/26	N	320	--	--	--	--	--	--	--	--	--	--	--	--	--
MW-39-100	02/10/26	N	310	--	<0.1	30	--	--	--	<0.02	--	0.019	--	--	--	--
MW-39-100	01/13/26	N	330	--	--	--	--	--	--	--	--	--	--	--	--	--
MW-39-100	12/08/25	N	220	--	--	--	--	--	--	--	--	--	--	--	--	--
MW-39-100	11/11/25	N	240 J	250 J	<0.1	28	--	--	--	<0.02	--	0.016 J	12	--	<0.5	--
MW-39-100	10/20/25	N	110	--	--	--	--	--	--	--	--	--	--	--	--	--
MW-39-100	09/09/25	N	240	--	--	--	--	--	--	--	--	--	--	--	--	--
MW-39-100	08/12/25	N	110	--	<0.1 J	31	--	--	--	<0.02	--	0.012	--	--	--	--
MW-39-100	07/14/25	N	97	--	--	--	--	--	--	--	--	--	--	--	--	--
MW-39-100	06/10/25	N	32	--	--	--	--	--	--	--	--	--	--	--	--	--
MW-39-100	05/06/25	N	220	230	<0.1	30 J	--	--	--	0.071 J	--	0.02	--	--	--	--
MW-39-100	04/08/25	N	98	--	<0.1	29 J	--	--	--	<0.02	--	0.012	--	--	--	--
MW-39-100	03/11/25	N	110	--	<0.1	36	--	--	--	<0.02	--	0.0097	--	--	--	--
MW-39-100	02/13/25	N	100	--	<0.1	32	--	--	--	<0.02	--	0.014	--	--	--	--
MW-39-100	01/15/25	N	77	--	2.1	37	--	--	--	<0.02	--	0.011	--	--	--	--
MW-39-100	12/10/24	N	50	--	1.8	31	--	--	--	<0.036	--	0.017	--	--	--	--
MW-39-100	11/12/24	N	40	42	2	35	--	--	--	<0.02	--	0.02	7.6	--	0.91	--
MW-39-100	10/08/24	N	86	--	2	33	--	--	--	<0.02	--	0.017	--	--	--	--
MW-39-100	09/10/24	N	33	--	2.3	31	--	--	--	<0.02	--	0.021	--	--	--	--
MW-39-100	08/06/24	N	26	--	2.5 J	32	--	--	--	<0.02	--	0.015	--	--	--	--
MW-39-100	07/16/24	N	130	--	2.4 J	31	--	--	--	<0.02	--	0.013	--	--	--	--
MW-39-100	06/12/24	N	110	--	2.3 J	32 J	--	--	--	<0.02	--	0.0078	--	--	--	--
MW-39-100	05/07/24	N	110	110	<0.1	37	--	--	--	<0.02	--	0.0066	--	--	--	--
MW-39-100	04/09/24	N	120	--	<0.1	33 J	--	--	--	<0.02 J	--	0.0078 J	--	--	--	--
MW-39-100	03/12/24	N	100	--	<0.1	35	--	--	--	<0.02	--	0.0069	--	--	--	--
MW-39-100	02/06/24	N	150	--	<0.1	36	--	--	--	<0.02	--	0.017	--	--	--	--
MW-39-100	01/09/24	N	14	--	<0.1	35	--	--	--	<0.02	--	0.01	--	--	--	--
MW-39-100	12/12/23	N	46	--	<0.1	32	--	--	--	<0.02	--	0.0084	--	--	--	--
MW-39-100	11/07/23	N	210	190	<0.1 J	36	--	--	--	<0.02	--	0.014	9	--	<0.5	--
MW-39-100	10/10/23	N	120	--	<0.1	34	--	--	--	0.096	--	0.0069	--	--	--	--
MW-39-100	09/12/23	N	210	--	<0.1	27 J	--	--	--	<0.02 J	--	0.008 J	--	--	--	--
MW-39-100	08/08/23	N	220	--	<0.1 J	30	--	--	--	<0.02 J	--	0.0075	--	--	--	--
MW-39-100	07/18/23	N	230	--	<0.1 J	30	--	--	--	0.071 J	--	0.007	--	--	--	--
MW-39-100	06/12/23	N	280	--	<0.1 J	31	--	--	--	0.023	--	0.0077	--	--	--	--
MW-39-100	05/10/23	N	1,500	1,500	<0.1	38 J	--	--	--	<0.02	--	0.049	--	--	--	--
MW-39-100	04/06/23	N	200	--	<0.1	29	--	--	--	0.031	--	0.0083	--	--	--	--
MW-39-100	03/07/23	N	160	--	<0.1	31 J	--	--	--	<0.02	--	0.0088 J	--	--	--	--
MW-39-100	02/06/23	N	170	--	<0.1 J	36 J	--	--	--	<0.02 J	--	0.014	--	--	--	--
MW-39-100	01/09/23	N	270	--	<0.1 J	33	--	--	--	<0.02	--	0.013	--	--	--	--
MW-39-100	12/06/22	N	270	--	<0.1	31	--	--	--	<0.02 J	--	0.012	--	--	--	--
MW-39-100	11/08/22	N	260	300	<0.1	30	--	--	--	<0.02 J	--	0.013 J	9.1 J	--	<0.5	--
MW-39-100	10/11/22	N	310	--	<0.1 J	35 J	--	--	--	<0.02	--	0.012 J	--	--	--	--
MW-39-100	09/13/22	N	110	--	<0.1	31	--	--	--	<0.02	--	0.0089	--	--	--	--
MW-39-100	08/09/22	N	79	--	<0.1	26 J	--	--	--	<0.02 J	--	0.0085 J	--	--	--	--
MW-39-100	07/12/22	N	240	--	<0.1	29	--	--	--	0.025 J	--	0.0084	--	--	--	--
MW-39-100	06/15/22	N	170	--	<0.1	29	--	--	--	<0.02	--	0.011	--	--	--	--
MW-39-100	05/03/22	N	R	R	R	R	--	--	--	R	--	R	--	--	--	--
MW-39-100	02/28/22	N	9.8	--	<0.1	35	--	--	--	0.16	--	0.013	--	--	--	--

Appendix B
January 2020 to June 2026 Analytical Results
Second Quarter 2026 Quarterly Progress Report
Pacific Gas and Electric Company, Topock Compressor Station, Needles, California

Monitoring Well ID	Sample Date	Sample Type	Hexavalent Chromium (µg/L)	Total Dissolved Chromium (µg/L)	Dissolved Arsenic (µg/L)	Dissolved Barium (µg/L)	Dissolved Boron (mg/L)	Dissolved Calcium (mg/L)	Total Iron (mg/L)	Dissolved Iron (mg/L)	Dissolved Magnesium (mg/L)	Dissolved Manganese (mg/L)	Dissolved Molybdenum (µg/L)	Dissolved Potassium (mg/L)	Dissolved Selenium (µg/L)	Dissolved Sodium (mg/L)
MW-39-100	12/07/21	N	39	39	<0.1	27	–	--	–	0.029 J	–	0.0058	7.4	–	<0.5	–
MW-39-100	04/28/21	N	92	91	<0.1	–	–	--	–	–	–	0.0051	7.5	–	<0.5	–
MW-39-100	12/15/20	N	120	110	2.3	–	2.6	260 J	–	<0.1	46	0.007	7.5	–	<0.5	2,500
MW-39-100	06/18/20	N	93	91	<0.1	–	–	--	–	–	–	0.0042	7.5	–	<0.5	–
MW-39-100	05/12/26	FD	100 J	99 J	<0.1	32	–	--	–	0.025	–	0.0062 J	--	–	–	–
MW-39-100	11/11/25	FD	130 J	110 J	<0.1	30	–	--	–	<0.02	–	0.011 J	9.8	–	<0.5	–
MW-39-100	05/06/25	FD	170	190	<0.1	31 J	–	--	–	<0.02 J	–	0.018	--	–	–	–
MW-39-100	02/13/25	FD	100	–	<0.1	33	–	--	–	<0.02	–	0.014	--	–	–	–
MW-39-100	12/10/24	FD	48	–	1.7	30	–	--	–	<0.02	–	0.016	--	–	–	–
MW-39-100	11/12/24	FD	38	37	2.1	34	–	--	–	<0.02	–	0.017	7.6	–	1.2	–
MW-39-100	01/09/23	FD	270	–	<0.1 J	34	–	--	–	<0.02	–	0.014	--	–	–	–
MW-40D	06/10/26	N	2.3	2.5	–	–	–	--	–	–	–	–	--	–	–	–
MW-40D	12/11/25	N	6.9	4.3	<0.1	–	–	--	–	–	–	<0.0005	25	–	0.84	–
MW-40D	06/11/25	N	1.1	1.6	–	–	–	--	–	–	–	–	--	–	–	–
MW-40D	12/12/24	N	17	10	2.7	–	–	--	–	–	–	0.002	27	–	0.64	–
MW-40D	05/23/24	N	<1	3.1	–	–	–	--	–	–	–	–	--	–	–	–
MW-40D	11/29/23	N	6 J	4.6	<0.1 J	–	–	--	–	–	–	0.0027	30	–	<0.5	–
MW-40D	05/25/23	N	<1	<1	–	–	–	--	–	–	–	–	--	–	–	–
MW-40D	12/01/22	N	46	37	1.6	–	–	--	–	–	–	0.0014 J	33 J	–	0.84	–
MW-40D	06/16/22	N	1.4	3.8	–	–	–	--	–	–	–	–	--	–	–	–
MW-40D	12/06/21	N	45	41 J	<0.1	–	–	--	–	–	–	<0.0005 J	35	–	1.1	–
MW-40D	05/19/21	N	110	98	<0.1	–	–	--	–	–	–	<0.0005	49	–	1.8	–
MW-40D	12/10/20	N	31	29	4.7	–	1.7	300	–	<0.1 J	49	0.0064	41	–	1	3,000
MW-40D	06/17/20	N	12	11	<0.1	–	–	--	–	–	–	0.013	41	–	0.78	–
MW-40D	11/29/23	FD	8.6 J	3.7	<0.1 J	–	–	--	–	–	–	0.0031	30	–	<0.5	–
MW-40S	06/10/26	N	110	110	–	–	–	--	–	–	–	–	--	–	–	–
MW-40S	12/11/25	N	18	18	1	–	–	--	–	–	–	<0.0005	7.7	–	2.5	–
MW-40S	06/11/25	N	9.3	9.2	–	–	–	--	–	–	–	–	--	–	–	–
MW-40S	12/12/24	N	8.4	8.1	1.3	–	–	--	–	–	–	0.0015	6.2	–	2.2	–
MW-40S	05/23/24	N	17	18	–	–	–	--	–	–	–	–	--	–	–	–
MW-40S	11/29/23	N	9.4	9.4	0.79 J	–	–	--	–	–	–	0.0014	6.5	–	2.1	–
MW-40S	05/25/23	N	10	11	–	–	–	--	–	–	–	–	--	–	–	–
MW-40S	12/01/22	N	8.6	9.3	1.2	–	–	--	–	–	–	<0.0005 J	6.7 J	–	2	–
MW-40S	06/16/22	N	19	19	–	–	–	--	–	–	–	–	--	–	–	–
MW-40S	12/06/21	N	43	45 J	4.3	–	–	--	–	–	–	<0.0005 J	32	–	11	–
MW-40S	05/19/21	N	13	13	1.4	–	–	--	–	–	–	0.00083	15	–	3.9	–
MW-40S	12/10/20	N	5.9	29	0.55	–	–	--	–	–	–	0.0082	5.2	–	1.8	–
MW-40S	06/17/20	N	18	28	3.2	–	–	--	–	–	–	0.0058	30	–	6.1	–
MW-40S	12/06/21	FD	42	44 J	4.6	–	–	--	–	–	–	<0.0005 J	31	–	11	–
MW-41D	06/16/26	N	1.3	2	–	–	–	--	–	–	–	–	--	–	–	–
MW-41D	11/25/25	N	<1	<1	<0.1	–	–	--	–	–	–	0.037 J	79 J	–	<0.5	–
MW-41D	05/29/25	N	<1	<1	–	–	–	--	–	–	–	–	--	–	–	–
MW-41D	11/22/24	N	<1	<1	1.9	–	–	--	–	–	–	0.091	80	–	0.65	–
MW-41D	05/22/24	N	<1	<1	–	–	–	--	–	–	–	–	--	–	–	–
MW-41D	12/01/23	N	<1	<1	<0.1 J	–	–	--	–	–	–	0.11	86	–	0.76	–
MW-41D	05/31/23	N	<1	<1 J	–	–	–	--	–	–	–	–	--	–	–	–
MW-41D	11/30/22	N	<1	<1 J	<0.1	–	–	--	–	–	–	0.11	80	–	0.55	–
MW-41D	06/16/22	N	<1	1	–	–	–	--	–	–	–	–	--	–	–	–
MW-41D	12/07/21	N	<1	2.8	<0.1 J	–	–	--	–	–	–	0.032 J	79	–	0.65	–
MW-41D	06/07/21	N	<1	<1	<0.1 J	–	–	--	–	–	–	0.081 J	90	–	<0.5	–
MW-41D	12/17/20	N	1.1	1.4	<0.1	–	1.9	380	–	<0.1	31 J	0.047	81	–	0.55	4,300 J

Appendix B
January 2020 to June 2026 Analytical Results
Second Quarter 2026 Quarterly Progress Report
Pacific Gas and Electric Company, Topock Compressor Station, Needles, California

Monitoring Well ID	Sample Date	Sample Type	Hexavalent Chromium (µg/L)	Total Dissolved Chromium (µg/L)	Dissolved Arsenic (µg/L)	Dissolved Barium (µg/L)	Dissolved Boron (mg/L)	Dissolved Calcium (mg/L)	Total Iron (mg/L)	Dissolved Iron (mg/L)	Dissolved Magnesium (mg/L)	Dissolved Manganese (mg/L)	Dissolved Molybdenum (µg/L)	Dissolved Potassium (mg/L)	Dissolved Selenium (µg/L)	Dissolved Sodium (mg/L)
MW-41D	06/24/20	N	<1	<1	2.4	–	–	--	–	–	–	0.12	80	–	<0.5	–
MW-41D	06/07/21	FD	<1	<1	<0.1 J	–	–	--	–	–	–	0.078 J	88	–	<0.5	–
MW-41D	06/24/20	FD	<1	<1	2.4	–	–	--	–	–	–	0.12	82	–	<0.5	–
MW-41M	06/16/26	N	9.7	9.6	–	–	–	--	–	–	–	–	--	–	–	–
MW-41M	11/25/25	N	9.5	10	<0.1	–	–	--	–	–	–	<0.0005	28 J	–	<0.5	–
MW-41M	05/29/25	N	9.1	10	–	–	–	--	–	–	–	–	--	–	–	–
MW-41M	01/16/25	N	–	–	–	–	–	--	–	–	–	–	27	–	–	–
MW-41M	11/22/24	N	9	9.7	2.2	–	–	--	–	–	–	<0.0005	28	–	<0.5	–
MW-41M	05/22/24	N	9.5	10	–	–	–	--	–	–	–	–	--	–	–	–
MW-41M	12/01/23	N	5.7	5.7	<0.1 J	–	–	--	–	–	–	0.057	27	–	<0.5	–
MW-41M	05/31/23	N	8.4	8 J	–	–	–	--	–	–	–	–	--	–	–	–
MW-41M	11/30/22	N	9.5	9.8 J	<0.1	–	–	--	–	–	–	0.0011	26	–	0.53	–
MW-41M	06/16/22	N	8.9	9.7	–	–	–	--	–	–	–	–	--	–	–	–
MW-41M	12/07/21	N	6.9	9	<0.1 J	–	–	--	–	–	–	0.0024 J	27	–	<0.5	–
MW-41M	12/17/20	N	9.5	8.3	<0.1	–	1.4	380	–	<0.1	33 J	<0.0005	26	–	<0.5	2,700 J
MW-41M	12/01/23	FD	6	6.1	<0.1 J	–	–	--	–	–	–	0.062	28	–	0.5	–
MW-41M	05/31/23	FD	8.6	8.6 J	–	–	–	--	–	–	–	–	--	–	–	–
MW-41S	06/16/26	N	5.9	5.8	–	–	–	--	–	–	–	–	--	–	–	–
MW-41S	11/25/25	N	3.8	4.3	0.66	–	–	--	–	–	–	<0.0005	12 J	–	2.9	–
MW-41S	05/29/25	N	4.4	5	–	–	–	--	–	–	–	–	--	–	–	–
MW-41S	01/16/25	N	–	–	–	–	–	--	–	–	–	–	--	–	–	–
MW-41S	11/22/24	N	3.7	4.3	1.5	–	–	--	–	–	–	<0.0005	12	–	2.6	–
MW-41S	05/22/24	N	4.3	4.9	–	–	–	--	–	–	–	–	--	–	–	–
MW-41S	12/01/23	N	3.8	4.4	<0.1 J	–	–	--	–	–	–	<0.0005	13	–	2.5	–
MW-41S	05/31/23	N	4.2	4.3 J	–	–	–	--	–	–	–	–	--	–	–	–
MW-41S	11/30/22	N	5.1	5.6 J	0.3	–	–	--	–	–	–	0.0013	12	–	2.3	–
MW-41S	06/16/22	N	4.8	5.1	–	–	–	--	–	–	–	–	--	–	–	–
MW-41S	12/07/21	N	3.6	6.3	<0.1 J	–	–	--	–	–	–	0.0038 J	14	–	2.2	–
MW-41S	12/17/20	N	5.5	5.2	<0.1	–	0.93	190	–	0.021	26 J	<0.0005	13	–	1.9	1,100 J
MW-41S	05/22/24	FD	4.4	4.8	–	–	–	--	–	–	–	–	--	–	–	–
MW-41S	12/07/21	FD	3.7	5.1	<0.1 J	–	–	--	–	–	–	0.0033 J	14	–	1.9	–
MW-42-030	06/15/26	N	<0.2	<1	2.7	85	–	--	–	0.31 J	–	0.093	--	–	–	–
MW-42-030	02/18/26	N	<0.2	–	1.4	75	–	--	–	0.44	–	0.084	--	–	–	–
MW-42-030	11/14/25	N	<0.2	<1	0.85	230	–	--	–	1.30	–	0.15	8.2	–	<0.5	–
MW-42-030	08/26/25	N	0.44	–	1.8	110	–	--	–	0.8	–	0.088	--	–	–	–
MW-42-030	05/21/25	N	<0.2	<1	2	110	–	--	–	0.33	–	0.08	4.6	–	<0.5	–
MW-42-030	02/25/25	N	<0.2	–	1.3	110 J	–	--	–	0.45	–	0.12 J	--	–	–	–
MW-42-030	11/01/24	N	<0.2	<1	1.9	140	–	--	–	0.39	–	0.089	4.9	–	<0.5	–
MW-42-030	08/12/24	N	0.39	–	2.6	88	–	--	–	0.28	–	0.065	--	–	–	–
MW-42-030	05/03/24	N	<0.2	<1	2.1	110	–	--	–	0.94	–	0.083	--	–	–	–
MW-42-030	02/09/24	N	<0.2	–	0.95	140	–	--	–	0.43	–	0.085	--	–	–	–
MW-42-030	11/13/23	N	<0.2	<1	0.98	270	–	--	–	0.84 J	–	0.2	12	–	<0.5	–
MW-42-030	08/14/23	N	<0.2	–	1.9	72	–	--	–	0.35	–	0.059	--	–	–	–
MW-42-030	05/22/23	N	<0.2	<1	2.1	97	–	--	–	0.36	–	0.077	--	–	–	–
MW-42-030	02/16/23	N	<0.2	–	1.3	100	–	--	–	0.3	–	0.075	--	–	–	–
MW-42-030	11/10/22	N	<0.2	<1	1.6	130	–	--	–	0.59	–	0.11	6.3	–	<0.5	–
MW-42-030	08/18/22	N	<0.2	–	1.6	150	–	--	–	0.83	–	0.2	--	–	–	–
MW-42-030	05/05/22	N	<0.2	<1	2.5	62	–	--	–	0.33	–	0.085	--	–	–	–
MW-42-030	03/10/22	N	<0.2	–	2	110	–	--	–	0.57	–	0.13	--	–	–	–
MW-42-030	11/30/21	N	<0.2	<1	0.72 J	160	–	--	–	0.76	–	0.14	17	–	<0.5	–
MW-42-030	12/16/20	N	<0.2	<1	2	–	–	--	–	–	–	0.11	27 J	–	<0.5	–

Appendix B
January 2020 to June 2026 Analytical Results
Second Quarter 2026 Quarterly Progress Report
Pacific Gas and Electric Company, Topock Compressor Station, Needles, California

Monitoring Well ID	Sample Date	Sample Type	Hexavalent Chromium (µg/L)	Total Dissolved Chromium (µg/L)	Dissolved Arsenic (µg/L)	Dissolved Barium (µg/L)	Dissolved Boron (mg/L)	Dissolved Calcium (mg/L)	Total Iron (mg/L)	Dissolved Iron (mg/L)	Dissolved Magnesium (mg/L)	Dissolved Manganese (mg/L)	Dissolved Molybdenum (µg/L)	Dissolved Potassium (mg/L)	Dissolved Selenium (µg/L)	Dissolved Sodium (mg/L)
MW-42-055	06/15/26	N	<0.2	<1	14	530	–	--	–	1.40	–	0.76	--	–	–	–
MW-42-055	02/18/26	N	<0.2	–	16	380	–	--	–	0.92	–	0.55	--	–	–	–
MW-42-055	11/14/25	N	<0.2	<1	14	370	–	--	–	0.63	–	0.59	3.7	–	<0.5	–
MW-42-055	08/26/25	N	<0.2	–	13	380	–	--	–	0.78	–	0.6	--	–	–	–
MW-42-055	05/21/25	N	<0.2	<1	13	400	–	--	–	0.63	–	0.58	--	–	<0.5	–
MW-42-055	02/25/25	N	<0.2	–	11	370 J	–	--	–	0.43	–	0.51 J	--	–	–	–
MW-42-055	11/01/24	N	<0.2	<1	14	200	–	--	–	0.43	–	0.28	4.8	–	<0.5	–
MW-42-055	08/12/24	N	<0.2	–	14	250	–	--	–	0.42	–	0.36	--	–	–	–
MW-42-055	05/03/24	N	<0.2	<1	12	250	–	--	–	0.35	–	0.36	--	–	–	–
MW-42-055	02/09/24	N	<0.2	–	15	170	–	--	–	0.37	–	0.32	--	–	–	–
MW-42-055	11/13/23	N	<0.2	<1	13	150	–	--	–	0.33 J	–	0.22	5.1	–	<0.5	–
MW-42-055	08/14/23	N	<0.2	–	10	160	–	--	–	0.22	–	0.24	--	–	–	–
MW-42-055	05/22/23	N	<0.2	<1	11	180	–	--	–	0.22	–	0.25	--	–	–	–
MW-42-055	02/16/23	N	<0.2	–	14	160	–	--	–	0.26	–	0.36	--	–	–	–
MW-42-055	11/10/22	N	<0.2	<1	12	150	–	--	–	0.21	–	0.24	5	–	<0.5	–
MW-42-055	08/18/22	N	<0.2	–	10	150	–	--	–	0.18	–	0.25	--	–	–	–
MW-42-055	05/05/22	N	<0.2	<1	8.3	130	–	--	–	0.13	–	0.19	--	–	–	–
MW-42-055	03/10/22	N	<0.2	–	8.8	140	–	--	–	0.2	–	0.17	--	–	–	–
MW-42-055	11/30/21	N	<0.2	<1	13 J	150	–	--	–	0.24	–	0.21	3.9	–	<0.5	–
MW-42-055	04/27/21	N	<0.2	<1	11	–	–	--	–	–	–	0.22	--	–	–	–
MW-42-055	12/16/20	N	<0.2	<1	16	–	0.1	87 J	–	0.53 J	23 J	0.3	3.9 J	–	<0.5	100 J
MW-42-055	06/18/20	N	<0.2	<1	12 J	–	–	--	–	–	–	0.15	--	–	–	–
MW-42-065	06/15/26	N	<1	<1	<0.1	73	–	--	–	0.053 J	–	1.90	--	–	–	–
MW-42-065	02/18/26	N	<1	–	<0.1	62	–	--	–	0.12	–	1.70	--	–	–	–
MW-42-065	11/14/25	N	<1	<1	0.74	77	–	--	–	0.53	–	2.10	17	–	<0.5	–
MW-42-065	08/26/25	N	<1	–	<0.1	86	–	--	–	0.14	–	2.40	--	–	–	–
MW-42-065	05/21/25	N	<1	<1	0.37	90	–	--	–	0.053	–	2.10	18	–	<0.5	–
MW-42-065	02/25/25	N	<0.2	–	<0.1	72 J	–	--	–	<0.02	–	1.60 J	--	–	–	–
MW-42-065	11/01/24	N	<1	<1	2.2	88	–	--	–	0.22	–	2.30	15	–	<0.5	–
MW-42-065	08/12/24	N	<1	–	1.9	84	–	--	–	0.14	–	2.60	--	–	–	–
MW-42-065	05/03/24	N	<1	<1	<0.1	80	–	--	–	<0.02	–	2.20	--	–	–	–
MW-42-065	02/09/24	N	<0.2	–	<0.1	79	–	--	–	0.043	–	2.50	--	–	–	–
MW-42-065	11/13/23	N	<0.2	<1	<0.1	77	–	--	–	0.068 J	–	1.90	26	–	19	–
MW-42-065	08/14/23	N	<0.2	–	<0.1	86	–	--	–	<0.02	–	2.10	--	–	–	–
MW-42-065	05/22/23	N	<0.2	<1	<0.1	110	–	--	–	0.039	–	2.10	--	–	–	–
MW-42-065	02/16/23	N	<0.2	–	<0.1	110	–	--	–	0.035	–	2.30	--	–	–	–
MW-42-065	11/10/22	N	<0.2	<1	4	140	–	--	–	0.81	–	2.70	11	–	<0.5	–
MW-42-065	08/18/22	N	<0.2	–	1.6	110	–	--	–	0.41	–	2.30	--	–	–	–
MW-42-065	05/05/22	N	<0.2	<1	1.4	98	–	--	–	0.13	–	2.20	--	–	–	–
MW-42-065	03/10/22	N	<0.2	–	3.1	83	–	--	–	0.092	–	1.60	--	–	–	–
MW-42-065	11/30/21	N	<0.2	<1	6.6 J	69	–	--	–	0.046	–	1.60	7.7	–	<0.5	–
MW-42-065	04/27/21	N	<0.2	<1	3.5	–	–	--	–	–	–	0.92	--	–	–	–
MW-42-065	12/16/20	N	<0.2	<1	6	–	0.47	110 J	–	0.053 J	29 J	1.30	9.5 J	–	<0.5	560 J
MW-42-065	06/18/20	N	<0.2	<1	5.9 J	–	–	--	–	–	–	0.65	--	–	–	–
MW-43-025	06/10/26	N	<0.2	<1	33	170	–	--	–	6.80 J	–	0.53	--	–	–	–
MW-43-025	04/14/26	N	–	–	–	–	–	--	–	5.40	–	–	--	–	–	–
MW-43-025	02/18/26	N	<0.2	–	32	120	–	--	–	6.20	–	0.54	--	–	–	–
MW-43-025	01/13/26	N	–	–	34	–	–	--	–	6.80	–	–	--	–	–	–
MW-43-025	11/14/25	N	<0.2	<1	33	120	–	--	–	7	–	0.58	6.7	–	<0.5	–
MW-43-025	10/22/25	N	–	–	–	–	–	--	–	6.50	–	–	--	–	–	–
MW-43-025	08/21/25	N	<0.2	–	31	120	–	--	–	5.90	–	0.42	--	–	–	–

Appendix B
January 2020 to June 2026 Analytical Results
Second Quarter 2026 Quarterly Progress Report
Pacific Gas and Electric Company, Topock Compressor Station, Needles, California

Monitoring Well ID	Sample Date	Sample Type	Hexavalent Chromium (µg/L)	Total Dissolved Chromium (µg/L)	Dissolved Arsenic (µg/L)	Dissolved Barium (µg/L)	Dissolved Boron (mg/L)	Dissolved Calcium (mg/L)	Total Iron (mg/L)	Dissolved Iron (mg/L)	Dissolved Magnesium (mg/L)	Dissolved Manganese (mg/L)	Dissolved Molybdenum (µg/L)	Dissolved Potassium (mg/L)	Dissolved Selenium (µg/L)	Dissolved Sodium (mg/L)
MW-43-025	04/07/25	N	<0.2	<1	22	110	--	--	--	4.40	--	0.5	--	--	--	--
MW-43-025	02/25/25	N	<0.2	--	25	100 J	--	--	--	5.90	--	0.68 J	--	--	--	--
MW-43-025	10/10/24	N	<0.2	<1	30	110	--	--	--	6.80	--	0.55	6.5	--	<0.5	--
MW-43-025	08/14/24	N	<0.2	--	28	98	--	--	--	5.60	--	0.5	--	--	--	--
MW-43-025	05/02/24	N	<0.2	<1	19	86	--	--	--	4.20	--	0.46	--	--	--	--
MW-43-025	02/15/24	N	<0.2	--	20	84	--	--	--	3.50	--	0.42	--	--	--	--
MW-43-025	11/14/23	N	<0.2	<1	32	95	--	--	--	5.10 J	--	0.46 J	8.1	--	<0.5	--
MW-43-025	08/24/23	N	<0.2	--	26 J	76	--	--	--	4.50	--	0.4	--	--	--	--
MW-43-025	05/23/23	N	<0.2	<1	21	90	--	--	--	4.30	--	0.44 J	--	--	--	--
MW-43-025	02/21/23	N	<0.2	--	20	89	--	--	--	3.90 J	--	0.47 J	--	--	--	--
MW-43-025	11/17/22	N	<0.2	<1	32 J	83	--	--	--	5.20 J	--	0.44 J	6.4	--	<0.5	--
MW-43-025	08/24/22	N	<0.2	--	29 J	80 J	--	--	--	5.30 J	--	0.55 J	--	--	--	--
MW-43-025	05/03/22	N	<0.2	<1	20	91	--	--	--	3.50 J	--	0.44	--	--	--	--
MW-43-025	03/08/22	N	<0.2	--	21 J	100	--	--	--	4.50 J	--	0.44	--	--	--	--
MW-43-025	11/30/21	N	<0.2	<1	31 J	75	--	--	--	4.40	--	0.36	5.3	--	<0.5	--
MW-43-025	12/08/20	N	<0.2	<1	32	--	0.56 J	140 J	--	5.40 J	55 J	0.36	6.7	--	<0.5	150 J
MW-43-025	05/23/23	FD	<0.2	<1	21	91	--	--	--	4.40	--	0.44 J	--	--	--	--
MW-43-075	06/10/26	N	<1	<1	9.6	59	--	--	--	3.90 J	--	0.49	--	--	--	--
MW-43-075	02/18/26	N	<1	--	5.7	63	--	--	--	3.10	--	0.48	--	--	--	--
MW-43-075	11/14/25	N	<1	<1	8.8	68	--	--	--	4.10	--	0.76	14	--	<0.5	--
MW-43-075	08/21/25	N	<1	--	7.1	63	--	--	--	3.70	--	0.5	--	--	--	--
MW-43-075	04/07/25	N	<1	<1	8.2	69	--	--	--	3.70	--	0.64	--	--	--	--
MW-43-075	02/25/25	N	<1	--	6.3	62 J	--	--	--	3.80	--	0.61 J	--	--	--	--
MW-43-075	10/31/24	N	<1	<1	12	68	--	--	--	3.80	--	0.52	18	--	<0.5	--
MW-43-075	08/14/24	N	<1	--	10	66	--	--	--	3.40	--	0.52	--	--	--	--
MW-43-075	05/02/24	N	<1	<1	5.6	63	--	--	--	3.40	--	0.46	--	--	--	--
MW-43-075	02/15/24	N	<1	--	6.7	64	--	--	--	3	--	0.49	--	--	--	--
MW-43-075	11/14/23	N	<1	<1	6.5	69	--	--	--	3.20 J	--	0.52 J	17	--	<0.5	--
MW-43-075	08/24/23	N	<1	--	6 J	58	--	--	--	3.10	--	0.44	--	--	--	--
MW-43-075	05/23/23	N	<1	<1	7.1	60	--	--	--	3.20	--	0.48 J	--	--	--	--
MW-43-075	02/21/23	N	<1	--	5.4	62	--	--	--	2.70 J	--	0.62 J	--	--	--	--
MW-43-075	11/17/22	N	<1	<1	8.5 J	55	--	--	--	3 J	--	0.6 J	16	--	<0.5	--
MW-43-075	08/24/22	N	<1	--	7 J	52 J	--	--	--	3	--	0.67 J	--	--	--	--
MW-43-075	05/03/22	N	<1	<1	5.7	48	--	--	--	3.20 J	--	0.42	--	--	--	--
MW-43-075	03/08/22	N	<1	--	8.5 J	45	--	--	--	3.70 J	--	0.57	--	--	--	--
MW-43-075	11/30/21	N	<0.2	<1	8.7 J	42	--	--	--	3.70	--	0.54	15	--	<0.5	--
MW-43-075	12/08/20	N	<0.2	<1	13	--	1.3 J	170 J	--	4.50 J	160 J	0.58	16	--	<0.5	1,800 J
MW-43-090	06/10/26	N	<1	<1	3	54	--	--	--	1.50 J	--	0.83	--	--	--	--
MW-43-090	02/18/26	N	<1	--	<0.1	58	--	--	--	1.40	--	0.75	--	--	--	--
MW-43-090	11/14/25	N	<1	<1	<0.1	57	--	--	--	1.60	--	0.76	27	--	<0.5	--
MW-43-090	08/21/25	N	<1	--	<0.1	68	--	--	--	1.80	--	0.31	--	--	--	--
MW-43-090	04/07/25	N	<1	<1	<0.1	60	--	--	--	1.50	--	0.79	--	--	--	--
MW-43-090	02/25/25	N	<1	--	<0.1	65 J	--	--	--	1.90	--	0.55 J	--	--	--	--
MW-43-090	10/31/24	N	<1	<1	3.4	60	--	--	--	1.70	--	0.62	29	--	<0.5	--
MW-43-090	08/14/24	N	<1	--	3.7	65	--	--	--	1.40	--	0.49	--	--	--	--
MW-43-090	05/02/24	N	<1	<1	<0.1	59	--	--	--	1.50	--	0.79	--	--	--	--
MW-43-090	02/15/24	N	<1	--	<0.1	59	--	--	--	1.40	--	0.62	--	--	--	--
MW-43-090	11/14/23	N	<1	<1	<0.1	64	--	--	--	1.70 J	--	0.65 J	32	--	<0.5	--
MW-43-090	08/24/23	N	<1	--	<0.1 J	53	--	--	--	1.30	--	0.69	--	--	--	--
MW-43-090	05/23/23	N	<1	<1	<0.1	62	--	--	--	1.30	--	0.65 J	--	--	--	--
MW-43-090	02/21/23	N	<1	--	<0.1	62	--	--	--	0.84 J	--	0.74 J	--	--	--	--

Appendix B
January 2020 to June 2026 Analytical Results
Second Quarter 2026 Quarterly Progress Report
Pacific Gas and Electric Company, Topock Compressor Station, Needles, California

Monitoring Well ID	Sample Date	Sample Type	Hexavalent Chromium (µg/L)	Total Dissolved Chromium (µg/L)	Dissolved Arsenic (µg/L)	Dissolved Barium (µg/L)	Dissolved Boron (mg/L)	Dissolved Calcium (mg/L)	Total Iron (mg/L)	Dissolved Iron (mg/L)	Dissolved Magnesium (mg/L)	Dissolved Manganese (mg/L)	Dissolved Molybdenum (µg/L)	Dissolved Potassium (mg/L)	Dissolved Selenium (µg/L)	Dissolved Sodium (mg/L)
MW-43-090	11/17/22	N	<0.2	<1	<0.1 J	52	--	--	--	0.94 J	--	0.69 J	28	--	<0.5	--
MW-43-090	08/24/22	N	<1	--	<0.1 J	54 J	--	--	--	1	--	0.64 J	--	--	--	--
MW-43-090	05/03/22	N	<1	<1	<0.5	54	--	--	--	1.20 J	--	0.78	--	--	--	--
MW-43-090	03/08/22	N	<1	--	<0.1 J	55	--	--	--	1.20 J	--	0.63	--	--	--	--
MW-43-090	11/30/21	N	<1	<1	<0.1 J	55	--	--	--	1.20	--	0.52	29	--	<0.5	--
MW-43-090	12/08/20	N	<1	<1	3.1	--	0.92 J	390 J	--	1.40 J	110 J	0.42	30	--	<0.5	3,600 J
MW-44-070	05/14/26	N	<0.2	<1	1.8	110	--	--	--	2.20	--	0.98	--	--	--	--
MW-44-070	02/11/26	N	<0.2	--	2.4 J	110 J	--	--	--	1.90 J	--	0.59	--	--	--	--
MW-44-070	11/13/25	N	<0.2	<1	2.3	100	--	--	--	1.80	--	0.47	8.3	--	<0.5	--
MW-44-070	08/12/25	N	<1	--	2.2	130	--	--	--	1.90 J	--	0.63	--	--	--	--
MW-44-070	05/09/25	N	<0.2	<1	2.5	130	--	--	--	1.90	--	0.75	--	--	--	--
MW-44-070	02/11/25	N	<0.2	--	2.8	120 J	--	--	--	1.70	--	0.48 J	--	--	--	--
MW-44-070	11/12/24	N	<0.2	<1	4.3	150	--	--	--	1.90	--	0.51 J	7.2	--	<0.5	--
MW-44-070	08/14/24	N	<0.2	--	4.1	140	--	--	--	2	--	0.61	--	--	--	--
MW-44-070	05/08/24	N	<0.2	<1	1.7	86	--	--	--	1.10	--	0.58	--	--	--	--
MW-44-070	02/07/24	N	<0.2	--	3.5	87 J	--	--	--	1 J	--	0.44 J	--	--	--	--
MW-44-070	11/08/23	N	<0.2	<1	3.3	62 J	--	--	--	1.30	--	0.66 J	9.1	--	<0.5	--
MW-44-070	08/16/23	N	<0.2	--	2.6	45 J	--	--	--	0.79 J	--	0.38 J	--	--	--	--
MW-44-070	05/24/23	N	<0.2	<1	1.7	47 J	--	--	--	0.59 J	--	0.36 J	--	--	--	--
MW-44-070	02/22/23	N	<0.2	--	2.4	41	--	--	--	0.72	--	0.32	--	--	--	--
MW-44-070	11/08/22	N	<0.2	<1	3.2	38	--	--	--	0.89 J	--	0.32 J	11 J	--	<0.5	--
MW-44-070	08/23/22	N	<0.2	--	2.8	33 J	--	--	--	0.65 J	--	0.32 J	--	--	--	--
MW-44-070	05/06/22	N	<0.2	<1	1.6	46 J	--	--	--	0.63 J	--	0.44 J	--	--	--	--
MW-44-070	03/10/22	N	<0.2	--	1.7	43	--	--	--	0.45	--	0.28	--	--	--	--
MW-44-070	12/08/21	N	<0.2	<1	2.4	31	--	--	--	0.14	--	0.12	7.6	--	<0.5	--
MW-44-070	11/19/21	N	<0.2	--	--	--	--	--	--	--	--	--	--	--	--	--
MW-44-070	11/02/21	N	<0.2	--	--	--	--	--	--	--	--	--	--	--	--	--
MW-44-070	10/20/21	N	<0.2	--	--	--	--	--	--	--	--	--	--	--	--	--
MW-44-070	10/06/21	N	<0.2	--	--	--	--	--	--	--	--	--	--	--	--	--
MW-44-070	09/23/21	N	<0.2	--	--	--	--	--	--	--	--	--	--	--	--	--
MW-44-070	09/08/21	N	<0.2	--	--	--	--	--	--	--	--	--	--	--	--	--
MW-44-070	08/26/21	N	<0.2	--	--	--	--	--	--	--	--	--	--	--	--	--
MW-44-070	08/10/21	N	<0.2	--	--	--	--	--	--	--	--	--	--	--	--	--
MW-44-070	07/27/21	N	<0.2	--	--	--	--	--	--	--	--	--	--	--	--	--
MW-44-070	07/12/21	N	<0.2	--	--	--	--	--	--	--	--	--	--	--	--	--
MW-44-070	06/29/21	N	<0.2	--	--	--	--	--	--	--	--	--	--	--	--	--
MW-44-070	04/28/21	N	<0.2	<1	1.3	--	--	--	--	--	--	0.28	--	--	--	--
MW-44-070	12/11/20	N	<0.2	<1	2.7	--	0.2	72 J	--	0.41 J	18	0.19	8.8 J	--	<0.5	230
MW-44-070	06/23/20	N	<0.2	<1	1.8	--	--	--	--	--	--	0.23	--	--	--	--
MW-44-070	11/08/23	FD	<0.2	<1	3.8	71 J	--	--	--	1.20	--	0.62 J	10	--	<0.5	--
MW-44-070	08/10/21	FD	<0.2	--	--	--	--	--	--	--	--	--	--	--	--	--
MW-44-115	06/09/26	N	17	--	--	--	--	--	--	--	--	--	--	--	--	--
MW-44-115	05/14/26	N	14	13	<0.1	29	--	--	--	0.056	--	0.018	--	--	--	--
MW-44-115	04/13/26	N	19	--	--	--	--	--	--	--	--	--	--	--	--	--
MW-44-115	03/12/26	N	20	--	--	--	--	--	--	--	--	--	--	--	--	--
MW-44-115	02/11/26	N	26	--	<0.1 J	28 J	--	--	--	<0.02 J	--	0.0068	--	--	--	--
MW-44-115	01/13/26	N	26	--	--	--	--	--	--	--	--	--	--	--	--	--
MW-44-115	12/09/25	N	23	--	--	--	--	--	--	--	--	--	--	--	--	--
MW-44-115	11/13/25	N	18	18	<0.1	27	--	--	--	0.099 J	--	0.0065	60	--	<0.5	--
MW-44-115	10/22/25	N	19	--	--	--	--	--	--	--	--	--	--	--	--	--
MW-44-115	09/08/25	N	16	--	--	--	--	--	--	--	--	--	--	--	--	--

Appendix B
January 2020 to June 2026 Analytical Results
Second Quarter 2026 Quarterly Progress Report
Pacific Gas and Electric Company, Topock Compressor Station, Needles, California

Monitoring Well ID	Sample Date	Sample Type	Hexavalent Chromium (µg/L)	Total Dissolved Chromium (µg/L)	Dissolved Arsenic (µg/L)	Dissolved Barium (µg/L)	Dissolved Boron (mg/L)	Dissolved Calcium (mg/L)	Total Iron (mg/L)	Dissolved Iron (mg/L)	Dissolved Magnesium (mg/L)	Dissolved Manganese (mg/L)	Dissolved Molybdenum (µg/L)	Dissolved Potassium (mg/L)	Dissolved Selenium (µg/L)	Dissolved Sodium (mg/L)
MW-44-115	08/12/25	N	17	--	<0.1 J	30	--	--	--	<0.02	--	0.0061 J	--	--	--	--
MW-44-115	07/16/25	N	17	--	--	--	--	--	--	--	--	--	--	--	--	--
MW-44-115	06/12/25	N	17	--	--	--	--	--	--	--	--	--	--	--	--	--
MW-44-115	05/09/25	N	19	19	1.8	27	--	--	--	<0.02	--	0.0053	--	--	--	--
MW-44-115	04/09/25	N	20	--	3	26	--	--	--	<0.02	--	0.0057	--	--	--	--
MW-44-115	03/12/25	N	23	--	0.7	31 J	--	--	--	<0.02	--	0.0063	--	--	--	--
MW-44-115	02/11/25	N	24	--	1.7	28 J	--	--	--	<0.02	--	0.0041 J	--	--	--	--
MW-44-115	01/14/25	N	23	--	3.9 J	30	--	--	--	<0.02	--	0.0045 J	--	--	--	--
MW-44-115	12/11/24	N	19	--	4.3	31 J	--	--	--	<0.02	--	0.0048 J	--	--	--	--
MW-44-115	11/12/24	N	19	20	4.8	33	--	--	--	<0.02	--	0.0043 J	86	--	<0.5	--
MW-44-115	10/09/24	N	20	--	5.3	34	--	--	--	<0.02	--	0.0049	--	--	--	--
MW-44-115	09/12/24	N	22	--	5.5	29	--	--	--	<0.02	--	0.0068 J	--	--	--	--
MW-44-115	08/07/24	N	24	--	5.1	33	--	--	--	<0.02	--	0.0057	--	--	--	--
MW-44-115	07/17/24	N	19	--	<0.1	32	--	--	--	0.064 J	--	0.015	--	--	--	--
MW-44-115	06/11/24	N	22	--	4.7	34	--	--	--	<0.02	--	0.0048 J	--	--	--	--
MW-44-115	05/08/24	N	23	23	<0.1	33	--	--	--	<0.1	--	0.021	--	--	--	--
MW-44-115	04/10/24	N	29	--	<0.1	30	--	--	--	0.078	--	0.01 J	--	--	--	--
MW-44-115	03/11/24	N	33	--	<0.1	29	--	--	--	<0.02	--	0.0058	--	--	--	--
MW-44-115	02/07/24	N	25	--	<0.1	31 J	--	--	--	0.049 J	--	0.0043 J	--	--	--	--
MW-44-115	01/10/24	N	27	--	<0.1	30 J	--	--	--	<0.02	--	0.0079 J	--	--	--	--
MW-44-115	12/12/23	N	31	--	<0.1	32	--	--	--	0.026	--	0.024	--	--	--	--
MW-44-115	11/08/23	N	32	31	<0.1	30 J	--	--	--	<0.02	--	0.011 J	83	--	<0.5	--
MW-44-115	10/11/23	N	5.7	--	<0.1	27	--	--	--	0.038	--	0.05 J	--	--	--	--
MW-44-115	09/14/23	N	11	--	<0.1	26	--	--	--	<0.02	--	0.0089	--	--	--	--
MW-44-115	08/08/23	N	18	--	<0.1 J	26	--	--	--	0.085 J	--	0.013	--	--	--	--
MW-44-115	07/17/23	N	19	--	<0.1	30 J	--	--	--	<0.02 J	--	0.021	--	--	--	--
MW-44-115	06/14/23	N	13	--	<0.1	24	--	--	--	0.026	--	0.018	--	--	--	--
MW-44-115	05/08/23	N	12	12	<0.1	24 J	--	--	--	<0.02	--	0.055 J	--	--	--	--
MW-44-115	04/04/23	N	10	--	<0.1 J	23	--	--	--	<0.02	--	0.0087 J	--	--	--	--
MW-44-115	03/09/23	N	3.3	--	1.1	22	--	--	--	<0.02 J	--	0.056 J	--	--	--	--
MW-44-115	02/08/23	N	1.9	--	<0.1	27	--	--	--	<0.02 J	--	0.039	--	--	--	--
MW-44-115	01/10/23	N	3.2	--	1.2	22 J	--	--	--	0.057 J	--	0.015	--	--	--	--
MW-44-115	12/06/22	N	1.8	--	1.9	20	--	--	--	<0.02	--	0.013 J	--	--	--	--
MW-44-115	11/08/22	N	1	1.5	2	19	--	--	--	<0.02 J	--	0.022 J	46 J	--	<0.5	--
MW-44-115	10/11/22	N	1.1	--	1.5 J	21 J	--	--	--	<0.02	--	0.017 J	--	--	--	--
MW-44-115	09/13/22	N	0.66	--	<0.1	21	--	--	--	0.041 J	--	0.018	--	--	--	--
MW-44-115	08/11/22	N	<1	--	<0.1 J	19	--	--	--	<0.02	--	0.046 J	--	--	--	--
MW-44-115	07/14/22	N	<0.2	--	4.7 J	19	--	--	--	<0.02	--	0.054 J	--	--	--	--
MW-44-115	06/17/22	N	<1	--	<0.1 J	19	--	--	--	<0.02 J	--	0.014 J	--	--	--	--
MW-44-115	05/06/22	N	<1	1.5	<0.1	20 J	--	--	--	0.037 J	--	0.04 J	--	--	--	--
MW-44-115	03/10/22	N	<1	--	0.64	22	--	--	--	<0.02	--	0.014	--	--	--	--
MW-44-115	12/08/21	N	1.8	2.2	0.86	19	--	--	--	<0.02	--	0.01	77	--	<0.5	--
MW-44-115	11/19/21	N	1.1	--	--	--	--	--	--	--	--	--	--	--	--	--
MW-44-115	11/02/21	N	1.2	--	--	--	--	--	--	--	--	--	--	--	--	--
MW-44-115	10/20/21	N	1.4	--	--	--	--	--	--	--	--	--	--	--	--	--
MW-44-115	10/06/21	N	0.9	--	--	--	--	--	--	--	--	--	--	--	--	--
MW-44-115	09/23/21	N	1	--	--	--	--	--	--	--	--	--	--	--	--	--
MW-44-115	09/08/21	N	1.4	--	--	--	--	--	--	--	--	--	--	--	--	--
MW-44-115	08/26/21	N	<1	<1	0.51 J	--	--	--	--	--	--	0.019	77	--	<0.5	--
MW-44-115	08/10/21	N	0.99	--	--	--	--	--	--	--	--	--	--	--	--	--
MW-44-115	07/27/21	N	2.1	--	--	--	--	--	--	--	--	--	--	--	--	--

Appendix B
January 2020 to June 2026 Analytical Results
Second Quarter 2026 Quarterly Progress Report
Pacific Gas and Electric Company, Topock Compressor Station, Needles, California

Monitoring Well ID	Sample Date	Sample Type	Hexavalent Chromium (µg/L)	Total Dissolved Chromium (µg/L)	Dissolved Arsenic (µg/L)	Dissolved Barium (µg/L)	Dissolved Boron (mg/L)	Dissolved Calcium (mg/L)	Total Iron (mg/L)	Dissolved Iron (mg/L)	Dissolved Magnesium (mg/L)	Dissolved Manganese (mg/L)	Dissolved Molybdenum (µg/L)	Dissolved Potassium (mg/L)	Dissolved Selenium (µg/L)	Dissolved Sodium (mg/L)
MW-44-115	07/12/21	N	2.5	–	–	–	–	--	–	–	–	–	--	–	–	–
MW-44-115	06/29/21	N	<1	–	–	–	–	--	–	–	–	–	--	–	–	–
MW-44-115	04/28/21	N	2.3	2.2	<0.1	–	–	--	–	–	–	0.0052	75	–	<0.5	–
MW-44-115	02/26/21	N	2.5	4.9	1.2	–	–	--	–	–	–	0.013	71	–	<0.5	–
MW-44-115	12/11/20	N	2.7	4.4	5.7	20	1.5	80 J	–	0.23 J	11	0.006	71 J	–	<0.5	2,300
MW-44-115	10/01/20	N	3.4	4.1	2.2	–	–	--	–	–	–	0.0065	55 J	–	<0.5	–
MW-44-115	06/23/20	N	4	3.7	2.3	–	–	--	–	–	–	0.005	68	–	<0.5	–
MW-44-115	02/21/20	N	4.8	5.9	2.1	–	–	--	–	–	–	0.0064	62	–	<0.5	–
MW-44-115	05/14/26	FD	13	13	<0.1	31	–	--	–	<0.02	–	0.018	--	–	–	–
MW-44-115	02/11/26	FD	26	–	<0.1 J	28 J	–	--	–	<0.02 J	–	0.0067	--	–	–	–
MW-44-115	11/13/25	FD	18	19	<0.1	27	–	--	–	<0.02 J	–	0.0065	59	–	<0.5	–
MW-44-115	08/12/25	FD	17	–	<0.1 J	29	–	--	–	<0.02	–	0.014 J	--	–	–	–
MW-44-115	05/09/25	FD	19	21	2.4	27	–	--	–	<0.02	–	0.0051	--	–	–	–
MW-44-115	11/12/24	FD	18	19	5.1	31	–	--	–	<0.02	–	0.0043 J	86	–	<0.5	–
MW-44-115	09/12/24	FD	23	–	5	31	–	--	–	<0.02	–	0.035 J	--	–	–	–
MW-44-115	03/11/24	FD	33	–	<0.1	30	–	--	–	0.032 J	–	0.0058	--	–	–	–
MW-44-115	12/06/22	FD	1.7	–	1.7	20	–	--	–	<0.02	–	0.013 J	--	–	–	–
MW-44-115	09/13/22	FD	0.67	–	<0.1	20	–	--	–	0.037 J	–	0.018	--	–	–	–
MW-44-115	08/11/22	FD	<0.2	–	<0.1 J	21	–	--	–	<0.02	–	0.052 J	--	–	–	–
MW-44-115	07/14/22	FD	<0.2	–	<0.1 J	20	–	--	–	<0.02	–	0.058 J	--	–	–	–
MW-44-115	09/23/21	FD	1	–	–	–	–	--	–	–	–	–	--	–	–	–
MW-44-115	07/27/21	FD	2.1	–	–	–	–	--	–	–	–	–	--	–	–	–
MW-44-115	10/01/20	FD	3.4	3.9	1.9	–	–	--	–	–	–	0.0059	84 J	–	<0.5	–
MW-44-125	06/09/26	N	<1	–	–	–	–	--	–	–	–	–	--	–	–	–
MW-44-125	05/14/26	N	<1	2.5	0.84	69	–	--	–	1.40	–	0.8	--	–	–	–
MW-44-125	04/13/26	N	<1	–	–	–	–	--	–	–	–	–	--	–	–	–
MW-44-125	03/12/26	N	<1	–	–	–	–	--	–	–	–	–	--	–	–	–
MW-44-125	02/11/26	N	1.7	–	<0.1 J	50 J	–	--	–	0.12 J	–	0.44	--	–	–	–
MW-44-125	01/13/26	N	<1	–	–	–	–	--	–	–	–	–	--	–	–	–
MW-44-125	12/09/25	N	<1	–	–	–	–	--	–	–	–	–	--	–	–	–
MW-44-125	11/13/25	N	1.3	1.8	<0.1	48	–	--	–	0.17	–	0.69	130	–	<0.5	–
MW-44-125	10/22/25	N	<1	–	–	–	–	--	–	–	–	–	--	–	–	–
MW-44-125	09/08/25	N	1.1	–	–	–	–	--	–	–	–	–	--	–	–	–
MW-44-125	08/12/25	N	<1	–	<0.1	70	–	--	–	0.7 J	–	0.71	--	–	–	–
MW-44-125	07/16/25	N	1.1	–	–	–	–	--	–	–	–	–	--	–	–	–
MW-44-125	06/12/25	N	<1	–	–	–	–	--	–	–	–	–	--	–	–	–
MW-44-125	05/09/25	N	<1	2.9	2.8	77	–	--	–	1	–	0.64	--	–	–	–
MW-44-125	04/09/25	N	<1	–	3.7	69	–	--	–	0.87	–	0.56	--	–	–	–
MW-44-125	03/12/25	N	<1	–	2	55 J	–	--	–	0.19	–	0.34	--	–	–	–
MW-44-125	02/11/25	N	<1	–	2	38 J	–	--	–	0.022	–	0.32 J	--	–	–	–
MW-44-125	01/14/25	N	2.9	–	4.5 J	38	–	--	–	0.032	–	0.3 J	--	–	–	–
MW-44-125	12/11/24	N	<1	–	5.4	39 J	–	--	–	<0.02	–	0.32 J	--	–	–	–
MW-44-125	11/12/24	N	1.9	1.4	5.3	42	–	--	–	<0.02	–	0.28 J	170	–	<0.5	–
MW-44-125	10/09/24	N	3.1	–	6.1	42	–	--	–	<0.02	–	0.27	--	–	–	–
MW-44-125	09/12/24	N	2.5	–	5.4	40	–	--	–	<0.02	–	0.27	--	–	–	–
MW-44-125	08/07/24	N	1	–	6.2	43	–	--	–	0.023	–	0.3	--	–	–	–
MW-44-125	07/17/24	N	1.7	–	<0.1	38	–	--	–	<0.02 J	–	0.28	--	–	–	–
MW-44-125	06/11/24	N	5.7 J	–	4.7	42	–	--	–	0.026	–	0.31 J	--	–	–	–
MW-44-125	05/08/24	N	4	5.8	<0.1	64	–	--	–	0.21	–	0.45	--	–	–	–
MW-44-125	04/10/24	N	<1	–	<0.1	47	–	--	–	0.16	–	0.38 J	--	–	–	–
MW-44-125	03/11/24	N	5.6	–	<0.1	48	–	--	–	<0.02	–	0.39	--	–	–	–

Appendix B
January 2020 to June 2026 Analytical Results
Second Quarter 2026 Quarterly Progress Report
Pacific Gas and Electric Company, Topock Compressor Station, Needles, California

Monitoring Well ID	Sample Date	Sample Type	Hexavalent Chromium (µg/L)	Total Dissolved Chromium (µg/L)	Dissolved Arsenic (µg/L)	Dissolved Barium (µg/L)	Dissolved Boron (mg/L)	Dissolved Calcium (mg/L)	Total Iron (mg/L)	Dissolved Iron (mg/L)	Dissolved Magnesium (mg/L)	Dissolved Manganese (mg/L)	Dissolved Molybdenum (µg/L)	Dissolved Potassium (mg/L)	Dissolved Selenium (µg/L)	Dissolved Sodium (mg/L)
MW-44-125	02/07/24	N	<1	--	<0.1	46 J	--	--	--	0.022 J	--	0.43 J	--	--	--	--
MW-44-125	01/10/24	N	<1	--	<0.1	44 J	--	--	--	<0.02	--	0.45 J	--	--	--	--
MW-44-125	12/12/23	N	2.7 J	--	<0.1	47	--	--	--	<0.02	--	0.4	--	--	--	--
MW-44-125	11/08/23	N	<1	<1	<0.1	47 J	--	--	--	<0.02	--	0.45 J	160	--	<0.5	--
MW-44-125	10/11/23	N	<1	--	<0.1	48	--	--	--	0.034	--	0.46 J	--	--	--	--
MW-44-125	09/14/23	N	<1	--	<0.1	47	--	--	--	0.17	--	0.46	--	--	--	--
MW-44-125	08/08/23	N	<1	--	<0.1 J	46	--	--	--	0.045 J	--	0.42	--	--	--	--
MW-44-125	07/17/23	N	<1	--	<0.1	51 J	--	--	--	0.095 J	--	0.42	--	--	--	--
MW-44-125	06/14/23	N	2.9	--	<0.1	42	--	--	--	0.12	--	0.39	--	--	--	--
MW-44-125	05/24/23	N	2	3.6	<0.1	46 J	--	--	--	0.11 J	--	0.43 J	--	--	--	--
MW-44-125	04/04/23	N	1.1	--	<0.1 J	43	--	--	--	0.24	--	0.44 J	--	--	--	--
MW-44-125	03/09/23	N	<1	--	1.6	43	--	--	--	0.28 J	--	0.47 J	--	--	--	--
MW-44-125	02/08/23	N	<1	--	<0.1	54	--	--	--	0.31 J	--	0.52	--	--	--	--
MW-44-125	01/10/23	N	<1	--	1.4 J	49 J	--	--	--	0.49 J	--	0.52	--	--	--	--
MW-44-125	12/06/22	N	<1	--	2.1	45	--	--	--	0.37	--	0.59 J	--	--	--	--
MW-44-125	11/08/22	N	<1	<1	2.5	44	--	--	--	0.37 J	--	0.53 J	120 J	--	<0.5	--
MW-44-125	10/11/22	N	<1	--	1.7 J	48 J	--	--	--	0.4 J	--	0.55 J	--	--	--	--
MW-44-125	09/13/22	N	<1	--	<0.1	47	--	--	--	0.41 J	--	0.56	--	--	--	--
MW-44-125	08/11/22	N	<1	--	<0.1 J	46	--	--	--	0.39	--	0.54 J	--	--	--	--
MW-44-125	07/14/22	N	<1	--	5.4	45	--	--	--	0.42	--	0.51 J	--	--	--	--
MW-44-125	06/17/22	N	<1	--	<0.1 J	44	--	--	--	0.37 J	--	0.44 J	--	--	--	--
MW-44-125	05/06/22	N	<1	<1	<0.1	46 J	--	--	--	0.46 J	--	0.55 J	--	--	--	--
MW-44-125	03/10/22	N	<1	--	1.1	52	--	--	--	0.27	--	0.41	--	--	--	--
MW-44-125	12/08/21	N	<1	1.9	<0.1	55	--	--	--	0.3	--	0.39	230	--	<0.5	--
MW-44-125	11/19/21	N	<0.2	--	--	--	--	--	--	--	--	--	--	--	--	--
MW-44-125	11/02/21	N	<1	--	--	--	--	--	--	--	--	--	--	--	--	--
MW-44-125	10/20/21	N	<0.2	--	--	--	--	--	--	--	--	--	--	--	--	--
MW-44-125	10/06/21	N	<0.2	--	--	--	--	--	--	--	--	--	--	--	--	--
MW-44-125	09/23/21	N	<0.2	--	--	--	--	--	--	--	--	--	--	--	--	--
MW-44-125	09/08/21	N	<0.2	--	--	--	--	--	--	--	--	--	--	--	--	--
MW-44-125	08/26/21	N	<0.2	--	--	--	--	--	--	--	--	--	--	--	--	--
MW-44-125	08/10/21	N	<0.2	--	--	--	--	--	--	--	--	--	--	--	--	--
MW-44-125	07/27/21	N	<0.2	--	--	--	--	--	--	--	--	--	--	--	--	--
MW-44-125	07/12/21	N	<0.2	--	--	--	--	--	--	--	--	--	--	--	--	--
MW-44-125	06/29/21	N	<0.2	--	--	--	--	--	--	--	--	--	--	--	--	--
MW-44-125	04/28/21	N	<0.2	<1	1.7	--	--	--	--	--	--	0.31	10	--	<0.5	--
MW-44-125	12/11/20	N	<0.2	<1	2.5	--	0.32	65 J	--	0.31 J	17	0.17	27 J	--	<0.5	440
MW-44-125	06/23/20	N	<0.2	1	2.6	--	--	--	--	--	--	0.33	13	--	<0.5	--
MW-44-125	04/09/25	FD	<1	--	3.4	72	--	--	--	0.94	--	0.53	--	--	--	--
MW-44-125	06/11/24	FD	7.8 J	--	5.3	42	--	--	--	<0.02	--	0.26 J	--	--	--	--
MW-44-125	06/14/23	FD	3.2	--	<0.1	44	--	--	--	0.13	--	0.4	--	--	--	--
MW-44-125	04/04/23	FD	<1	--	<0.1 J	42	--	--	--	0.26	--	0.44 J	--	--	--	--
MW-44-125	01/10/23	FD	<1	--	<0.1 J	48 J	--	--	--	0.39 J	--	0.5	--	--	--	--
MW-45-095a	04/28/26	N	<1	<1	<0.1	43 J	--	--	--	<0.02	--	0.28	--	--	--	--
MW-45-095a	01/27/26	N	2	--	<0.1	30	--	--	--	<0.02	--	0.43	--	--	--	--
MW-45-095a	11/13/25	N	<1	<1	<0.1	33	--	--	--	0.025	--	0.46	23	--	<0.5	--
MW-45-095a	08/14/25	N	<0.2	--	<0.1	31 J	--	--	--	<0.02 J	--	0.28	--	--	--	--
MW-45-095a	05/22/25	N	<0.2	<1	0.78	47	--	--	--	0.035	--	0.49	--	--	--	--
MW-45-095a	02/11/25	N	<1	--	<0.1	25 J	--	--	--	<0.02	--	0.088 J	--	--	--	--
MW-45-095a	01/14/25	N	<1	--	1.9 J	27	--	--	--	<0.02	--	0.26 J	--	--	--	--
MW-45-095a	12/12/24	N	<1	--	2.2	30	--	--	--	<0.02	--	0.32	--	--	--	--

Appendix B
January 2020 to June 2026 Analytical Results
Second Quarter 2026 Quarterly Progress Report
Pacific Gas and Electric Company, Topock Compressor Station, Needles, California

Monitoring Well ID	Sample Date	Sample Type	Hexavalent Chromium (µg/L)	Total Dissolved Chromium (µg/L)	Dissolved Arsenic (µg/L)	Dissolved Barium (µg/L)	Dissolved Boron (mg/L)	Dissolved Calcium (mg/L)	Total Iron (mg/L)	Dissolved Iron (mg/L)	Dissolved Magnesium (mg/L)	Dissolved Manganese (mg/L)	Dissolved Molybdenum (µg/L)	Dissolved Potassium (mg/L)	Dissolved Selenium (µg/L)	Dissolved Sodium (mg/L)
MW-45-095a	11/12/24	N	<1	<1	2	29	--	--	--	<0.02	--	0.29 J	22	--	<0.5	--
MW-45-095a	10/09/24	N	<1	--	2.9	28	--	--	--	<0.02	--	0.026	--	--	--	--
MW-45-095a	09/12/24	N	<1	--	2.5	28	--	--	--	<0.02	--	0.13	--	--	--	--
MW-45-095a	08/07/24	N	<1	--	2.5	28	--	--	--	<0.02	--	0.029	--	--	--	--
MW-45-095a	07/17/24	N	<1	--	<0.1	27	--	--	--	<0.02 J	--	0.11	--	--	--	--
MW-45-095a	06/11/24	N	<0.2	--	2.4	31	--	--	--	<0.02	--	0.1 J	--	--	--	--
MW-45-095a	05/08/24	N	<1	<1	<0.1	36	--	--	--	<0.02	--	0.14	--	--	--	--
MW-45-095a	04/10/24	N	<1	--	<0.1	28	--	--	--	<0.02	--	0.039 J	--	--	--	--
MW-45-095a	03/12/24	N	0.25	--	<0.1	28	--	--	--	<0.02	--	0.028	--	--	--	--
MW-45-095a	02/07/24	N	<0.2	--	<0.1	30 J	--	--	--	<0.02	--	0.059 J	--	--	--	--
MW-45-095a	01/10/24	N	<0.2	--	<0.1	26 J	--	--	--	0.029	--	0.047 J	--	--	--	--
MW-45-095a	12/14/23	N	0.54	--	<0.1	30	--	--	--	0.023 J	--	0.049	--	--	--	--
MW-45-095a	11/08/23	N	1.3	2.5	<0.1	27 J	--	--	--	<0.02	--	0.035 J	29	--	<0.5	--
MW-45-095a	10/11/23	N	1.3	--	<0.1	28	--	--	--	<0.02	--	0.048 J	--	--	--	--
MW-45-095a	09/12/23	N	2.4	--	<0.1	28 J	--	--	--	<0.02 J	--	0.11 J	--	--	--	--
MW-45-095a	08/09/23	N	<0.2	--	<0.1	28 J	--	--	--	<0.02	--	0.22 J	--	--	--	--
MW-45-095a	07/17/23	N	0.77	--	<0.1	32 J	--	--	--	0.03 J	--	0.053	--	--	--	--
MW-45-095a	06/14/23	N	0.8	--	<0.1	28	--	--	--	0.039	--	0.096	--	--	--	--
MW-45-095a	05/10/23	N	0.99	2.4	<0.1	29	--	--	--	<0.02	--	0.057	--	--	--	--
MW-45-095a	04/05/23	N	1.3	--	<0.1	31 J	--	--	--	0.25 J	--	0.091	--	--	--	--
MW-45-095a	03/08/23	N	0.92	--	0.63	30 J	--	--	--	<0.02	--	0.16	--	--	--	--
MW-45-095a	02/08/23	N	0.91	--	<0.1	41	--	--	--	0.074 J	--	0.39	--	--	--	--
MW-45-095a	01/10/23	N	<0.2	--	0.66	43 J	--	--	--	0.046 J	--	0.46	--	--	--	--
MW-45-095A	12/07/22	N	<0.2	--	1.1 J	42	--	--	--	0.045 J	--	0.53	--	--	--	--
MW-45-095A	11/09/22	N	<1	<1	0.94	34	--	--	--	<0.02	--	0.41	20	--	<0.5	--
MW-45-095A	10/12/22	N	<1	--	<0.1	31 J	--	--	--	<0.02	--	0.36 J	--	--	--	--
MW-45-095A	09/15/22	N	0.23	--	<0.1	27	--	--	--	<0.02	--	0.18	--	--	--	--
MW-45-095A	08/11/22	N	<0.2	--	<0.1 J	28	--	--	--	<0.02	--	0.23 J	--	--	--	--
MW-45-095A	07/14/22	N	<0.2	--	1.9	23	--	--	--	<0.02	--	0.12 J	--	--	--	--
MW-45-095A	06/17/22	N	<0.2	--	<0.1 J	29	--	--	--	<0.02 J	--	0.37 J	--	--	--	--
MW-45-095A	05/04/22	N	<0.2	<1	<0.1	24	--	--	--	<0.02	--	0.12	--	--	--	--
MW-45-095A	03/08/22	N	<0.2	--	<0.1 J	31	--	--	--	<0.02 J	--	0.18	--	--	--	--
MW-45-095a	12/01/21	N	<0.2	<1	<0.1	37	--	--	--	<0.02	--	0.26	14	--	<0.5	--
MW-46-175	06/09/26	N	14	--	--	--	--	--	--	--	--	--	--	--	--	--
MW-46-175	05/14/26	N	15	14	<0.1	28	--	--	--	<0.02 J	--	0.015	--	--	--	--
MW-46-175	04/14/26	N	15	--	--	--	--	--	--	--	--	--	--	--	--	--
MW-46-175	03/12/26	N	14	--	--	--	--	--	--	--	--	--	--	--	--	--
MW-46-175	02/11/26	N	10	--	<0.1 J	28 J	--	--	--	<0.02 J	--	0.012	--	--	--	--
MW-46-175	01/13/26	N	10	--	--	--	--	--	--	--	--	--	--	--	--	--
MW-46-175	12/12/25	N	11	--	--	--	--	--	--	--	--	--	--	--	--	--
MW-46-175	11/13/25	N	11	11	<0.1	25	--	--	--	0.042	--	0.013	140	--	0.57	--
MW-46-175	10/22/25	N	12	--	--	--	--	--	--	--	--	--	--	--	--	--
MW-46-175	09/10/25	N	12	--	--	--	--	--	--	--	--	--	--	--	--	--
MW-46-175	08/14/25	N	12	--	<0.1	28 J	--	--	--	<0.02 J	--	0.012	--	--	--	--
MW-46-175	07/16/25	N	13	--	--	--	--	--	--	--	--	--	--	--	--	--
MW-46-175	06/12/25	N	11	--	--	--	--	--	--	--	--	--	--	--	--	--
MW-46-175	05/08/25	N	12	11	<0.1	27	--	--	--	<0.022	--	0.0091	--	--	--	--
MW-46-175	04/09/25	N	11	--	<0.1	26	--	--	--	<0.02	--	0.011	--	--	--	--
MW-46-175	03/12/25	N	11	--	<0.1	26 J	--	--	--	<0.02	--	0.011	--	--	--	--
MW-46-175	02/12/25	N	10	--	<0.1	28	--	--	--	<0.02	--	0.016	--	--	--	--
MW-46-175	01/14/25	N	12	--	1.6 J	26	--	--	--	<0.02	--	0.013 J	--	--	--	--

Appendix B
January 2020 to June 2026 Analytical Results
Second Quarter 2026 Quarterly Progress Report
Pacific Gas and Electric Company, Topock Compressor Station, Needles, California

Monitoring Well ID	Sample Date	Sample Type	Hexavalent Chromium (µg/L)	Total Dissolved Chromium (µg/L)	Dissolved Arsenic (µg/L)	Dissolved Barium (µg/L)	Dissolved Boron (mg/L)	Dissolved Calcium (mg/L)	Total Iron (mg/L)	Dissolved Iron (mg/L)	Dissolved Magnesium (mg/L)	Dissolved Manganese (mg/L)	Dissolved Molybdenum (µg/L)	Dissolved Potassium (mg/L)	Dissolved Selenium (µg/L)	Dissolved Sodium (mg/L)
MW-46-175	12/10/24	N	8.8	–	1.8	28	–	--	–	<0.02	–	0.016	--	–	–	–
MW-46-175	11/12/24	N	9.2	9.6	1.9	27	–	--	–	<0.02	–	0.013 J	140	–	0.53	–
MW-46-175	10/09/24	N	11	–	2	29	–	--	–	<0.02	–	0.012	--	–	–	–
MW-46-175	09/11/24	N	9.4	–	1.9	29	–	--	–	<0.02	–	0.012	--	–	–	–
MW-46-175	08/07/24	N	12	–	2.2	29	–	--	–	<0.02	–	0.013	--	–	–	–
MW-46-175	07/17/24	N	10	–	<0.1	26	–	--	–	<0.02 J	–	0.033	--	–	–	–
MW-46-175	06/12/24	N	11	–	1.9 J	28 J	–	--	–	<0.02	–	0.0089	--	–	–	–
MW-46-175	05/15/24	N	12	10	1.9	26	–	--	–	<0.02	–	0.009	--	–	–	–
MW-46-175	02/22/24	N	14	–	<0.1	29	–	--	–	0.024	–	0.013	--	–	–	–
MW-46-175	11/16/23	N	12	11	<0.1 J	30 J	–	--	–	<0.02	–	0.012	180	–	0.66	–
MW-46-175	08/23/23	N	7.7	–	<0.1 J	30	–	--	–	<0.02	–	0.0092	--	–	–	–
MW-46-175	05/25/23	N	7.7	7.2	<0.1	25	–	--	–	<0.02	–	0.0066	--	–	–	–
MW-46-175	02/21/23	N	8.9	–	<0.1	28	–	--	–	<0.02 J	–	0.013 J	--	–	–	–
MW-46-175	11/17/22	N	8.7	8.1	<0.1 J	26	–	--	–	<0.02 J	–	0.013 J	160	–	0.51	–
MW-46-175	08/24/22	N	4.3	–	<0.1 J	28 J	–	--	–	0.1 J	–	0.0083 J	--	–	–	–
MW-46-175	05/05/22	N	6.9	6.7	<0.1 J	23 J	–	--	–	<0.02	–	0.0095 J	--	–	–	–
MW-46-175	03/03/22	N	5.4	–	<0.1	29	–	--	–	<0.1	–	0.013	--	–	–	–
MW-46-175	12/08/21	N	2.1	36	<0.1	31	–	--	–	0.2	–	0.021	200	–	0.56	–
MW-46-175	11/19/21	N	4.2	–	–	–	–	--	–	–	–	–	--	–	–	–
MW-46-175	11/02/21	N	5.2	–	–	–	–	--	–	–	–	–	--	–	–	–
MW-46-175	10/20/21	N	3.6	–	–	–	–	--	–	–	–	–	--	–	–	–
MW-46-175	10/06/21	N	6.1	–	–	–	–	--	–	–	–	–	--	–	–	–
MW-46-175	09/23/21	N	4.3	–	–	–	–	--	–	–	–	–	--	–	–	–
MW-46-175	09/09/21	N	5.4	–	–	–	–	--	–	–	–	–	--	–	–	–
MW-46-175	08/26/21	N	5.2	7.2	–	–	–	--	–	–	–	–	200	–	0.79	–
MW-46-175	08/10/21	N	5.3	–	–	–	–	--	–	–	–	–	--	–	–	–
MW-46-175	07/26/21	N	4.8	–	–	–	–	--	–	–	–	–	--	–	–	–
MW-46-175	07/12/21	N	5.7	–	–	–	–	--	–	–	–	–	--	–	–	–
MW-46-175	06/30/21	N	6.5	–	–	–	–	--	–	–	–	–	--	–	–	–
MW-46-175	04/29/21	N	6.6	7	–	–	–	--	–	–	–	–	210	–	0.56	–
MW-46-175	02/25/21	N	5.1	7.6	–	–	–	--	–	–	–	–	180	–	0.62	–
MW-46-175	12/15/20	N	7.9	9	–	–	4.2	100 J	–	<0.1	3.5	0.015	190	–	<0.5	4,400
MW-46-175	10/01/20	N	5.1	5.5	–	–	–	--	–	–	–	–	190	–	1	–
MW-46-175	06/23/20	N	5.3	23	–	–	–	--	–	–	–	–	180	–	0.55	–
MW-46-175	02/21/20	N	9.1	17	–	–	–	--	–	–	–	–	190	–	<2.5	–
MW-46-175	03/12/25	FD	11	–	<0.1	30 J	–	--	–	0.022	–	0.011	--	–	–	–
MW-46-175	08/07/24	FD	12	–	1.9	29	–	--	–	<0.02	–	0.013	--	–	–	–
MW-46-175	05/15/24	FD	12	11	1.9	29	–	--	–	<0.02	–	0.0092	--	–	–	–
MW-46-175	11/16/23	FD	11	11	<0.1 J	28 J	–	--	–	<0.02	–	0.01	200	–	0.58	–
MW-46-175	10/20/21	FD	3.6	–	–	–	–	--	–	–	–	–	--	–	–	–
MW-46-205	05/20/26	N	2.5	2.7	2.6 J	32	–	--	–	0.16 J	–	0.0011 J	--	–	–	–
MW-46-205	02/17/26	N	1.4	–	<0.1 J	29 J	–	--	–	<0.02 J	–	0.002	--	–	–	–
MW-46-205	12/18/25	N	1.3	1.3	<0.1	26	–	--	–	<0.02	–	0.0016	280	–	0.86	–
MW-46-205	08/20/25	N	1.7	–	<0.1	31	–	--	–	0.04	–	0.002	--	–	–	–
MW-46-205	05/14/25	N	2.4	2.2	<0.1	28	–	--	–	0.022	–	0.0037	--	–	–	–
MW-46-205	02/18/25	N	<1	–	<0.1	33	–	--	–	<0.02	–	0.0022	--	–	–	–
MW-46-205	11/25/24	N	<1	1.1	2.4	30	–	--	–	<0.02	–	0.0011	390	–	0.94	–
MW-46-205	08/20/24	N	1.8	–	<0.1	32	–	--	–	<0.02	–	0.00061	--	–	–	–
MW-46-205	05/15/24	N	1.2	1.8	2.3	31	–	--	–	<0.02	–	0.011	--	–	–	–
MW-46-205	02/22/24	N	<1	–	<0.1	36	–	--	–	<0.02	–	0.038	--	–	–	–
MW-46-205	11/16/23	N	1.1	1.3	<0.1 J	35 J	–	--	–	<0.02	–	0.032	370	–	0.82	–

Appendix B
January 2020 to June 2026 Analytical Results
Second Quarter 2026 Quarterly Progress Report
Pacific Gas and Electric Company, Topock Compressor Station, Needles, California

Monitoring Well ID	Sample Date	Sample Type	Hexavalent Chromium (µg/L)	Total Dissolved Chromium (µg/L)	Dissolved Arsenic (µg/L)	Dissolved Barium (µg/L)	Dissolved Boron (mg/L)	Dissolved Calcium (mg/L)	Total Iron (mg/L)	Dissolved Iron (mg/L)	Dissolved Magnesium (mg/L)	Dissolved Manganese (mg/L)	Dissolved Molybdenum (µg/L)	Dissolved Potassium (mg/L)	Dissolved Selenium (µg/L)	Dissolved Sodium (mg/L)
MW-46-205	08/23/23	N	<1	–	<0.1 J	37	–	--	–	<0.02	–	0.033	--	–	–	–
MW-46-205	05/25/23	N	1.3	1.5	<0.1	30	–	--	–	<0.02	–	0.022	--	–	–	–
MW-46-205	02/21/23	N	<1	–	<0.1	36	–	--	–	0.027 J	–	0.043 J	--	–	–	–
MW-46-205	11/17/22	N	<1	<1	<0.1 J	32	–	--	–	<0.02 J	–	0.049 J	360	–	0.79	–
MW-46-205	08/24/22	N	<1	–	<0.1 J	34 J	–	--	–	<0.02 J	–	0.035 J	--	–	–	–
MW-46-205	05/05/22	N	<1	10	<0.1 J	29 J	–	--	–	0.071	–	0.038 J	--	–	–	–
MW-46-205	03/03/22	N	<1	–	<0.1	34	–	--	–	<0.1	–	0.038	--	–	–	–
MW-46-205	12/08/21	N	<1	<1	<0.1	33	–	--	–	0.068	–	0.046	340	–	0.82	–
MW-46-205	04/29/21	N	1.6	1.8	–	–	–	--	–	–	–	–	--	–	–	–
MW-46-205	12/15/20	N	<1	3.6	–	–	5.2	93 J	–	<0.1	3.1	0.053	340	–	0.91	4,700
MW-46-205	06/23/20	N	1.2	2.1	–	–	–	--	–	–	–	–	--	–	–	–
MW-46-205	02/17/26	FD	1.4	–	<0.1 J	29 J	–	--	–	0.065 J	–	0.002	--	–	–	–
MW-46-205	08/20/25	FD	1.5	–	<0.1	31	–	--	–	<0.02	–	0.0019	--	–	–	–
MW-46-205	02/18/25	FD	<1	–	<0.1	30	–	--	–	<0.02	–	0.0021	--	–	–	–
MW-46-205	08/24/22	FD	<1	–	<0.1 J	33 J	–	--	–	<0.02 J	–	0.035 J	--	–	–	–
MW-46-205	12/08/21	FD	<1	<1	<0.1	33	–	--	–	<0.1	–	0.042	340	–	0.86	–
MW-47-055	05/26/26	N	17	19	–	–	–	--	–	–	–	–	--	–	–	–
MW-47-055	02/12/26	N	18	–	–	–	–	--	–	–	–	–	--	–	–	–
MW-47-055	11/24/25	N	16	15	–	–	–	--	–	–	–	–	--	–	–	–
MW-47-055	08/28/25	N	17	16	–	–	–	--	–	–	–	–	--	–	–	–
MW-47-055	08/28/25	N	16	–	–	–	–	--	–	–	–	–	--	–	–	–
MW-47-055	05/21/25	N	16	18	–	–	–	--	–	–	–	–	--	–	–	–
MW-47-055	02/17/25	N	17	–	–	–	–	--	–	<0.02	–	–	--	–	–	–
MW-47-055	12/02/24	N	18	15	–	–	–	--	–	<0.02	–	–	--	–	–	–
MW-47-055	08/21/24	N	19	–	–	–	–	--	–	<0.02	–	–	--	–	–	–
MW-47-055	05/13/24	N	17	16	–	–	–	--	–	0.69 J	–	–	--	–	–	–
MW-47-055	02/22/24	N	17	–	–	–	–	--	–	–	–	–	--	–	–	–
MW-47-055	11/16/23	N	17	17	–	–	–	--	–	–	–	–	--	–	–	–
MW-47-055	08/21/23	N	20	–	–	–	–	--	–	–	–	–	--	–	–	–
MW-47-055	05/24/23	N	16	17	–	–	–	--	–	–	–	–	--	–	–	–
MW-47-055	02/23/23	N	17	–	–	–	–	--	–	–	–	–	--	–	–	–
MW-47-055	11/14/22	N	17	16	–	–	–	--	–	–	–	–	--	–	–	–
MW-47-055	08/24/22	N	17	–	–	–	–	--	–	–	–	–	--	–	–	–
MW-47-055	06/07/22	N	16	16	–	–	–	--	–	–	–	–	--	–	–	–
MW-47-055	03/03/22	N	17	–	–	–	–	--	–	–	–	–	--	–	–	–
MW-47-055	12/06/21	N	17	18 J	–	–	–	--	–	–	–	–	--	–	–	–
MW-47-055	04/28/21	N	14	15	<0.1	–	–	--	–	–	–	0.0014	--	–	–	–
MW-47-055	11/30/20	N	17	17	1.2	–	1.2 J	170 J	–	<0.02	41 J	0.00056	9.1	–	0.86	730 J
MW-47-055	06/25/20	N	16	16	0.17	–	–	--	–	–	–	<0.0005	--	–	–	–
MW-47-115	05/26/26	N	19	21	–	–	–	--	–	–	–	–	--	–	–	–
MW-47-115	02/12/26	N	7.6	–	–	–	–	--	–	–	–	–	--	–	–	–
MW-47-115	11/24/25	N	12	13	–	–	–	--	–	–	–	–	--	–	–	–
MW-47-115	08/25/25	N	4	–	–	–	–	--	–	–	–	–	--	–	–	–
MW-47-115	05/21/25	N	16	17	–	–	–	--	–	–	–	–	--	–	–	–
MW-47-115	02/17/25	N	12	–	–	–	–	--	–	–	–	–	--	–	–	–
MW-47-115	12/02/24	N	11	14	–	–	–	--	–	–	–	–	--	–	–	–
MW-47-115	08/21/24	N	20	–	–	–	–	--	–	–	–	–	--	–	–	–
MW-47-115	05/13/24	N	21	20	–	–	–	--	–	–	–	–	--	–	–	–
MW-47-115	02/22/24	N	14	–	–	–	–	--	–	–	–	–	--	–	–	–
MW-47-115	11/16/23	N	17	18	–	–	–	--	–	–	–	–	--	–	–	–
MW-47-115	08/21/23	N	17	–	–	–	–	--	–	–	–	–	--	–	–	–

Appendix B
January 2020 to June 2026 Analytical Results
Second Quarter 2026 Quarterly Progress Report
Pacific Gas and Electric Company, Topock Compressor Station, Needles, California

Monitoring Well ID	Sample Date	Sample Type	Hexavalent Chromium (µg/L)	Total Dissolved Chromium (µg/L)	Dissolved Arsenic (µg/L)	Dissolved Barium (µg/L)	Dissolved Boron (mg/L)	Dissolved Calcium (mg/L)	Total Iron (mg/L)	Dissolved Iron (mg/L)	Dissolved Magnesium (mg/L)	Dissolved Manganese (mg/L)	Dissolved Molybdenum (µg/L)	Dissolved Potassium (mg/L)	Dissolved Selenium (µg/L)	Dissolved Sodium (mg/L)
MW-47-115	05/24/23	N	21	23	–	–	–	--	–	–	–	–	--	–	–	–
MW-47-115	02/23/23	N	21	–	–	–	–	--	–	–	–	–	--	–	–	–
MW-47-115	11/14/22	N	18	17	–	–	–	--	–	–	–	–	--	–	–	–
MW-47-115	08/24/22	N	24	–	–	–	–	--	–	–	–	–	--	–	–	–
MW-47-115	06/07/22	N	22	24	–	–	–	--	–	–	–	–	--	–	–	–
MW-47-115	03/03/22	N	20	–	–	–	–	--	–	–	–	–	--	–	–	–
MW-47-115	12/06/21	N	17	17 J	–	–	–	--	–	–	–	–	--	–	–	–
MW-47-115	04/28/21	N	24	23	–	–	–	--	–	–	–	–	--	–	–	–
MW-47-115	11/30/20	N	18	18	–	–	1.5 J	270 J	–	<0.02	46 J	0.0032	24	–	0.95	2,800 J
MW-47-115	06/25/20	N	24	24	–	–	–	--	–	–	–	–	--	–	–	–
MW-47-115	05/24/23	FD	21	22	–	–	–	--	–	–	–	–	--	–	–	–
MW-48	05/21/26	N	<1	<1	–	–	–	--	–	–	–	–	8.4	–	<0.5	–
MW-48	12/16/25	N	<1	<1	<0.1	–	–	--	–	–	–	0.13	8.6	–	<0.5	–
MW-48	05/29/25	N	2	3	–	–	–	--	–	–	–	–	8.5	–	<0.5	–
MW-48	12/02/24	N	2.3	1.9	1.7	–	–	--	–	–	–	0.00068 J	8.4	–	<0.5	–
MW-48	05/23/24	N	<1	1.4	–	–	–	--	–	–	–	–	9.3	–	<0.5	–
MW-48	11/30/23	N	<1	<1	<0.1	–	–	--	–	–	–	0.032	9.3	–	<0.5	–
MW-48	05/31/23	N	<1	<1 J	–	–	–	--	–	–	–	–	8.9	–	<0.5	–
MW-48	11/30/22	N	1.1	1.5 J	<0.1	–	–	--	–	–	–	0.024	8.6	–	<0.5	–
MW-48	06/08/22	N	<1	<1 J	–	–	–	--	–	–	–	–	9.6	–	<0.5	–
MW-48	12/13/21	N	<1	1.8	<0.1	–	–	--	–	–	–	0.034	9.9	–	<0.5	–
MW-48	05/28/21	N	<1	<1	–	–	–	--	–	–	–	–	--	–	–	–
MW-48	12/16/20	N	<1	<1	–	–	1	350 J	–	0.025 J	35 J	0.0044	9.4 J	–	<0.5	3,700 J
MW-48	05/01/20	N	<1	<1	–	–	–	--	–	–	–	–	--	–	–	–
MW-48	06/10/22	FD	<1	<1 J	–	–	–	--	–	–	–	–	9.8	–	<0.5	–
MW-49-135	04/28/26	N	12	12	–	–	–	--	–	–	–	–	--	–	–	–
MW-49-135	01/27/26	N	<1	–	–	–	–	--	–	–	–	–	--	–	–	–
MW-49-135	11/25/25	N	<1	<1	–	–	–	--	–	–	–	–	--	–	–	–
MW-49-135	08/27/25	N	1.3	–	–	–	–	--	–	–	–	–	--	–	–	–
MW-49-135	05/28/25	N	3.5	4	–	–	–	--	–	–	–	–	--	–	–	–
MW-49-135	02/27/25	N	<1	–	–	–	–	--	–	–	–	–	--	–	–	–
MW-49-135	11/26/24	N	<1	<1	–	–	–	--	–	–	–	–	--	–	–	–
MW-49-135	08/20/24	N	2.7	–	–	–	–	--	–	–	–	–	--	–	–	–
MW-49-135	05/14/24	N	<1	1.2	–	–	–	--	–	–	–	–	--	–	–	–
MW-49-135	02/20/24	N	<1	–	–	–	–	--	–	–	–	–	--	–	–	–
MW-49-135	11/27/23	N	<1	<1	–	–	–	--	–	–	–	–	--	–	–	–
MW-49-135	08/22/23	N	2.9	–	–	–	–	--	–	–	–	–	--	–	–	–
MW-49-135	05/23/23	N	3	3	–	–	–	--	–	–	–	–	--	–	–	–
MW-49-135	02/21/23	N	<1	–	–	–	–	--	–	–	–	–	--	–	–	–
MW-49-135	11/16/22	N	2.8	2.9	–	–	–	--	–	–	–	–	--	–	–	–
MW-49-135	08/23/22	N	7.7	–	–	–	–	--	–	–	–	–	--	–	–	–
MW-49-135	06/13/22	N	5	4.9 J	–	–	–	--	–	–	–	–	--	–	–	–
MW-49-135	03/08/22	N	1.3	–	–	–	–	--	–	–	–	–	--	–	–	–
MW-49-135	12/02/21	N	6.1	7.3	–	–	–	--	–	–	–	–	--	–	–	–
MW-49-135	12/04/20	N	8.6 J	11	<0.1	–	0.75 J	270	–	0.18 J	34 J	0.1	30	–	1.2	2,600
MW-49-275	04/28/26	N	<1	<1	–	–	–	--	–	–	–	–	--	–	–	–
MW-49-275	01/27/26	N	<1	–	–	–	–	--	–	–	–	–	--	–	–	–
MW-49-275	11/25/25	N	<1	<1	–	–	–	--	–	–	–	–	--	–	–	–
MW-49-275	08/27/25	N	<1	–	–	–	–	--	–	–	–	–	--	–	–	–
MW-49-275	05/28/25	N	<1	<1	–	–	–	--	–	–	–	–	--	–	–	–
MW-49-275	02/27/25	N	<1	–	–	–	–	--	–	–	–	–	--	–	–	–

Appendix B
January 2020 to June 2026 Analytical Results
Second Quarter 2026 Quarterly Progress Report
Pacific Gas and Electric Company, Topock Compressor Station, Needles, California

Monitoring Well ID	Sample Date	Sample Type	Hexavalent Chromium (µg/L)	Total Dissolved Chromium (µg/L)	Dissolved Arsenic (µg/L)	Dissolved Barium (µg/L)	Dissolved Boron (mg/L)	Dissolved Calcium (mg/L)	Total Iron (mg/L)	Dissolved Iron (mg/L)	Dissolved Magnesium (mg/L)	Dissolved Manganese (mg/L)	Dissolved Molybdenum (µg/L)	Dissolved Potassium (mg/L)	Dissolved Selenium (µg/L)	Dissolved Sodium (mg/L)
MW-49-275	11/26/24	N	<1	<1	–	–	–	--	–	–	–	–	--	–	–	–
MW-49-275	08/20/24	N	<1	–	–	–	–	--	–	–	–	–	--	–	–	–
MW-49-275	05/14/24	N	<1	<1	–	–	–	--	–	–	–	–	--	–	–	–
MW-49-275	02/20/24	N	<1	–	–	–	–	--	–	–	–	–	--	–	–	–
MW-49-275	11/27/23	N	<1	<1	–	–	–	--	–	–	–	–	--	–	–	–
MW-49-275	08/22/23	N	<1	–	–	–	–	--	–	–	–	–	--	–	–	–
MW-49-275	05/23/23	N	<1	<1	–	–	–	--	–	–	–	–	--	–	–	–
MW-49-275	02/21/23	N	<1	–	–	–	–	--	–	–	–	–	--	–	–	–
MW-49-275	11/16/22	N	<1	<1	–	–	–	--	–	–	–	–	--	–	–	–
MW-49-275	08/23/22	N	<1	–	–	–	–	--	–	–	–	–	--	–	–	–
MW-49-275	06/13/22	N	<1	<1 J	–	–	–	--	–	–	–	–	--	–	–	–
MW-49-275	03/08/22	N	1.1	–	–	–	–	--	–	–	–	–	--	–	–	–
MW-49-275	12/02/21	N	<1	2.2	–	–	–	--	–	–	–	–	--	–	–	–
MW-49-275	12/04/20	N	<1	<1	–	–	2.8 J	230	–	<0.1 J	8.2 J	0.31	260	–	<0.5	5,900
MW-49-365	04/28/26	N	<1	<1	–	–	–	--	–	–	–	–	--	–	–	–
MW-49-365	01/27/26	N	<1	–	–	–	–	--	–	–	–	–	--	–	–	–
MW-49-365	11/25/25	N	<1	<1	–	–	–	--	–	–	–	–	--	–	–	–
MW-49-365	08/27/25	N	<1	–	–	–	–	--	–	–	–	–	--	–	–	–
MW-49-365	05/28/25	N	<1	<1	–	–	–	--	–	–	–	–	--	–	–	–
MW-49-365	02/27/25	N	<1	–	–	–	–	--	–	–	–	–	--	–	–	–
MW-49-365	11/26/24	N	<1	<1	–	–	–	--	–	–	–	–	--	–	–	–
MW-49-365	08/20/24	N	<1	–	–	–	–	--	–	–	–	–	--	–	–	–
MW-49-365	05/14/24	N	<1	<1	–	–	–	--	–	–	–	–	--	–	–	–
MW-49-365	02/20/24	N	<1	–	–	–	–	--	–	–	–	–	--	–	–	–
MW-49-365	11/27/23	N	<1	<1	–	–	–	--	–	–	–	–	--	–	–	–
MW-49-365	08/22/23	N	<1	–	–	–	–	--	–	–	–	–	--	–	–	–
MW-49-365	05/23/23	N	<1	<1	–	–	–	--	–	–	–	–	--	–	–	–
MW-49-365	02/21/23	N	<1	–	–	–	–	--	–	–	–	–	--	–	–	–
MW-49-365	11/16/22	N	<1	<1	–	–	–	--	–	–	–	–	--	–	–	–
MW-49-365	08/23/22	N	<1	–	–	–	–	--	–	–	–	–	--	–	–	–
MW-49-365	06/13/22	N	<1	<1 J	–	–	–	--	–	–	–	–	--	–	–	–
MW-49-365	03/08/22	N	<1	–	–	–	–	--	–	–	–	–	--	–	–	–
MW-49-365	12/02/21	N	<1	2.6	–	–	–	--	–	–	–	–	--	–	–	–
MW-49-365	12/04/20	N	<1	<1	–	–	3.5 J	380	–	0.18 J	16 J	0.064	200	–	<0.5	7,700
MW-50-095	05/26/26	N	13	14	–	–	–	--	–	–	–	–	--	–	–	–
MW-50-095	02/23/26	N	18	–	–	–	–	--	–	–	–	–	--	–	–	–
MW-50-095	12/17/25	N	31	25	0.44 J	–	–	--	–	–	–	<0.0005	--	–	–	–
MW-50-095	05/21/25	N	20	24	–	–	–	--	–	–	–	–	--	–	–	–
MW-50-095	12/03/24	N	15	13	2.3 J	–	–	--	–	–	–	0.0038	--	–	–	–
MW-50-095	05/15/24	N	14	14	–	–	–	--	–	–	–	–	--	–	–	–
MW-50-095	11/28/23	N	13	14	<0.1	–	–	--	–	–	–	0.0035	--	–	–	–
MW-50-095	05/26/23	N	13	14	–	–	–	--	–	–	–	–	--	–	–	–
MW-50-095	11/30/22	N	14	15 J	1	–	–	--	–	–	–	<0.0005	--	–	–	–
MW-50-095	06/17/22	N	14	14	–	–	–	--	–	–	–	–	--	–	–	–
MW-50-095	12/13/21	N	14	15	<0.1	–	–	--	–	–	–	<0.0005	--	–	–	–
MW-50-095	05/26/21	N	13	13	–	–	–	--	–	–	–	–	--	–	–	–
MW-50-095	12/07/20	N	13	14 J	–	–	1 J	130 J	–	0.064 J	16 J	0.0083	17 J	–	0.76 J	910 J
MW-50-095	06/24/20	N	13	14	–	–	–	--	–	–	–	–	--	–	–	–
MW-50-200	04/30/26	N	5,600	5,100	–	–	–	--	–	–	–	–	--	–	–	–
MW-50-200	12/17/25	N	1,800	1,600	<0.1	–	–	--	–	–	–	0.00086	52	–	0.9	–
MW-50-200	05/21/25	N	1,800	2,200	–	–	–	--	–	–	–	–	--	–	–	–

Appendix B
January 2020 to June 2026 Analytical Results
Second Quarter 2026 Quarterly Progress Report
Pacific Gas and Electric Company, Topock Compressor Station, Needles, California

Monitoring Well ID	Sample Date	Sample Type	Hexavalent Chromium (µg/L)	Total Dissolved Chromium (µg/L)	Dissolved Arsenic (µg/L)	Dissolved Barium (µg/L)	Dissolved Boron (mg/L)	Dissolved Calcium (mg/L)	Total Iron (mg/L)	Dissolved Iron (mg/L)	Dissolved Magnesium (mg/L)	Dissolved Manganese (mg/L)	Dissolved Molybdenum (µg/L)	Dissolved Potassium (mg/L)	Dissolved Selenium (µg/L)	Dissolved Sodium (mg/L)
MW-50-200	12/03/24	N	1,800	1,700	4.1 J	–	–	--	–	–	–	0.0028	53	–	0.97	–
MW-50-200	05/15/24	N	1,900	1,900	–	–	–	--	–	–	–	–	--	–	–	–
MW-50-200	11/28/23	N	2,100	2,100	<0.1	–	–	--	–	–	–	<0.0005	52	–	1.2	–
MW-50-200	05/26/23	N	2,700	3,000	–	–	–	--	–	–	–	–	--	–	–	–
MW-50-200	11/30/22	N	1,400	1,700 J	<0.1	–	–	--	–	–	–	0.0052	35	–	1.1	–
MW-50-200	06/17/22	N	1,800	2,400	–	–	–	--	–	–	–	–	--	–	–	–
MW-50-200	12/13/21	N	1,900	1,900	3.4	–	–	--	–	–	–	<0.0005	38	–	1.5	–
MW-50-200	05/26/21	N	3,300	3,400	–	–	–	--	–	–	–	–	--	–	–	–
MW-50-200	12/07/20	N	2,300	2,100 J	3.8	44 J	2.1 J	550 J	–	0.11 J	49 J	<0.0005	44 J	–	1.6 J	3,800 J
MW-50-200	06/24/20	N	3,600	3,500	–	–	–	--	–	–	–	–	--	–	–	–
MW-50-200	04/30/26	FD	5,900	5,500	–	–	–	--	–	–	–	–	--	–	–	–
MW-50-200	12/17/25	FD	1,800	1,700	<0.1	–	–	--	–	–	–	0.00074	48	–	0.82	–
MW-50-200	05/21/25	FD	1,800	2,000	–	–	–	--	–	–	–	–	--	–	–	–
MW-50-200	12/03/24	FD	1,800	1,700	4.2 J	–	–	--	–	–	–	0.0022	53	–	1.2	–
MW-50-200	12/07/20	FD	2,300	2,100 J	3.8	45 J	3 J	430 J	–	<0.1 J	39 J	<0.0005	44 J	–	1.6 J	3,500 J
MW-51	06/10/26	N	<0.2	–	2.9	50	–	--	–	0.048 J	–	0.8	--	–	–	–
MW-51	05/14/26	N	<0.2	<1	0.31 J	50	–	--	–	0.043 J	–	0.74	49	–	<0.5	–
MW-51	04/16/26	N	<1	–	0.74	58 J	–	--	–	<0.02	–	0.75	--	–	–	–
MW-51	03/11/26	N	<0.2	–	0.7 J	49	–	--	–	0.031	–	0.67	--	–	–	–
MW-51	02/11/26	N	<0.2	2	1.1 J	50 J	–	--	–	<0.02 J	–	0.73	48 J	–	<0.5	–
MW-51	01/15/26	N	<0.2	–	2.5	75 J	–	--	–	<0.02	–	0.28 J	--	–	–	–
MW-51	12/09/25	N	<0.2	–	1.6	64	–	--	–	0.037	–	0.72	--	–	–	–
MW-51	11/13/25	N	<1	2	0.86	42	–	--	–	<0.02 J	–	0.69	39	–	<0.5	–
MW-51	10/21/25	N	<0.2	–	0.75 J	45	–	--	–	<0.02 J	–	0.81	--	–	–	–
MW-51	09/11/25	N	<0.2	–	1	44	–	--	–	<0.02	–	0.74	--	–	–	–
MW-51	08/14/25	N	0.39	4	3.1	81	–	--	–	0.042 J	–	0.42	12 J	–	<0.5	–
MW-51	07/17/25	N	0.27	–	2.1	69	–	--	–	0.033	–	0.53	--	–	–	–
MW-51	06/12/25	N	<1	–	0.91	47	–	--	–	0.066	–	0.56	--	–	–	–
MW-51	05/08/25	N	<0.2	<1	1.5	41	–	--	–	0.085	–	0.52	59	–	<0.5	–
MW-51	04/09/25	N	0.24	–	2.1	63	–	--	–	0.082	–	0.53	--	–	–	–
MW-51	03/13/25	N	2.1	–	1.3	120	–	--	–	0.041	–	0.65	--	–	–	–
MW-51	02/12/25	N	0.66	2.1	0.81	71	–	--	–	0.05	–	0.52	48	–	<0.5	–
MW-51	01/16/25	N	0.78	–	3.2	110 J	–	--	–	0.11	–	0.55	--	–	–	–
MW-51	12/12/24	N	1.9	–	3.6	55	–	--	–	0.023	–	0.58	--	–	–	–
MW-51	11/13/24	N	2.1	5	3	82 J	–	--	–	0.033	–	0.54	0.53	–	<0.5	–
MW-51	10/10/24	N	2	–	3.2	110	–	--	–	0.03	–	0.52	--	–	–	–
MW-51	09/11/24	N	1.4	–	3.4	82	–	--	–	0.032	–	0.39	--	–	–	–
MW-51	08/08/24	N	1.9	5.4	3.3	80	–	--	–	0.045	–	0.42	<0.5	–	<0.5	–
MW-51	07/18/24	N	1.3	–	2.7	76	–	--	–	0.19 J	–	0.46	--	–	–	–
MW-51	06/13/24	N	1.4	–	2.3	69	–	--	–	0.083	–	0.32 J	--	–	–	–
MW-51	05/09/24	N	1.1	8.2	2.7	100 J	–	--	–	0.12	–	0.71 J	5.7 J	–	<0.5	–
MW-51	04/11/24	N	1.1	–	1.9	68	–	--	–	0.19	–	0.33	--	–	–	–
MW-51	03/14/24	N	0.87	–	2.2	77	–	--	–	0.22	–	0.36	--	–	–	–
MW-51	02/08/24	N	0.54	7.7	2.4 J	84	–	--	–	0.31	–	0.35 J	6.7	–	<0.5	–
MW-51	01/10/24	N	1.3	–	0.99	50 J	–	--	–	0.075	–	0.78 J	--	–	–	–
MW-51	12/13/23	N	<0.2	1.5 J	2.4 J	40 J	–	--	–	<0.02	–	0.84 J	--	–	–	–
MW-51	11/09/23	N	17	19	0.38	43 J	–	--	–	0.024	–	0.66 J	50 J	–	<0.5	–
MW-51	10/11/23	N	0.58	–	0.58	91	–	--	–	0.25	–	0.71 J	--	–	–	–
MW-51	09/13/23	N	12	–	<0.1	48	–	--	–	<0.02 J	–	0.84	--	–	–	–
MW-51	08/10/23	N	0.26	7.1	<0.1	85	–	--	–	0.2	–	0.94	27	–	<0.5	–
MW-51	07/20/23	N	1.3	–	0.87	150	–	--	–	0.31 J	–	1.30	--	–	–	–

Appendix B
January 2020 to June 2026 Analytical Results
Second Quarter 2026 Quarterly Progress Report
Pacific Gas and Electric Company, Topock Compressor Station, Needles, California

Monitoring Well ID	Sample Date	Sample Type	Hexavalent Chromium (µg/L)	Total Dissolved Chromium (µg/L)	Dissolved Arsenic (µg/L)	Dissolved Barium (µg/L)	Dissolved Boron (mg/L)	Dissolved Calcium (mg/L)	Total Iron (mg/L)	Dissolved Iron (mg/L)	Dissolved Magnesium (mg/L)	Dissolved Manganese (mg/L)	Dissolved Molybdenum (µg/L)	Dissolved Potassium (mg/L)	Dissolved Selenium (µg/L)	Dissolved Sodium (mg/L)
MW-51	06/15/23	N	<0.2	–	<0.1	54	–	--	–	0.049	–	0.76	--	–	–	–
MW-51	05/12/23	N	1.6	10	1.7	60	–	--	–	0.23 J	–	0.2	5	–	<0.5	–
MW-51	04/05/23	N	0.77	–	1.9	67 J	–	--	–	0.37 J	–	0.24	--	–	–	–
MW-51	03/09/23	N	0.81	–	1.9	100	–	--	–	0.13 J	–	1.50 J	--	–	–	–
MW-51	02/09/23	N	<1	12	1.3	64	–	--	–	<0.02 J	–	0.15	5.9	–	0.56	–
MW-51	01/12/23	N	520	–	3 J	98	–	--	–	<0.02	–	0.1	--	–	–	–
MW-51	12/08/22	N	280	–	1.6	130	–	--	–	0.02 J	–	0.048	--	–	–	–
MW-51	11/11/22	N	580	740	1.5	150 J	–	--	–	0.023	–	0.11	33	–	10	–
MW-51	10/13/22	N	720	–	1.3 J	91 J	–	--	–	0.04 J	–	0.04 J	--	–	–	–
MW-51	09/15/22	N	710	–	1.3	84	–	--	–	<0.02	–	0.017	--	–	–	–
MW-51	08/12/22	N	390	450	<0.1 J	36	–	--	–	<0.02	–	<0.0005 J	57 J	–	2.9	–
MW-51	07/13/22	N	490	–	<0.1	40	–	--	–	0.03 J	–	0.014	--	–	–	–
MW-51	06/14/22	N	450	540	<0.1	27 J	–	--	–	<0.02	–	0.0017	76	–	2.6 J	–
MW-51	05/20/22	N	870	–	<0.1 J	29 J	–	--	–	<0.02	–	<0.0005	--	–	–	–
MW-51	04/13/22	N	1,800	–	<0.1	37	–	--	–	0.02 J	–	0.00082	--	–	–	–
MW-51	03/14/22	N	2,300	2,400	<0.1 J	37	–	--	–	<0.1	–	0.0063	49	–	17	–
MW-51	02/02/22	N	2,600	–	<0.1	47	–	--	–	0.15	–	0.0053	--	–	–	–
MW-51	12/15/21	N	2,900	3,100	<0.1	43	–	--	–	0.025 J	–	0.0011	42	–	34 J	–
MW-51	05/20/21	N	2,600	2,600	<0.1	–	–	--	–	–	–	<0.0005	46	–	12	–
MW-51	12/03/20	N	3,300	3,500	<0.1	43 J	1.5	190	–	0.081 J	21	<0.0005	40	–	33 J	2,000
MW-51	04/27/20	N	3,200	3,200	<0.1	–	–	--	–	–	–	<0.0005	40	–	19	–
MW-51	06/10/26	FD	<0.2	–	3	54	–	--	–	0.04 J	–	0.84	--	–	–	–
MW-51	03/11/26	FD	<0.2	–	0.62	49	–	--	–	<0.02	–	0.71	--	–	–	–
MW-51	09/11/25	FD	<0.2	–	1.1	44	–	--	–	<0.02	–	0.72	--	–	–	–
MW-51	08/08/24	FD	1.7	5.6	3.6	83	–	--	–	0.063	–	0.44	0.52	–	<0.5	–
MW-51	04/11/24	FD	1	–	2.2	73	–	--	–	0.19	–	0.34	--	–	–	–
MW-51	12/13/23	FD	<0.2	1.7 J	0.23 J	43 J	–	--	–	<0.02	–	0.87 J	--	–	–	–
MW-51	08/10/23	FD	0.31	6.8	<0.1	82	–	--	–	0.33	–	0.98	29	–	<0.5	–
MW-51	12/08/22	FD	290	–	1.7	140	–	--	–	0.1 J	–	0.042	--	–	–	–
MW-51	10/13/22	FD	720	–	3.5 J	84 J	–	--	–	0.021 J	–	0.029 J	--	–	–	–
MW-51	03/14/22	FD	2,300	2,300	<0.1 J	38	–	--	–	<0.1	–	0.0061	49	–	17	–
MW-51	12/15/21	FD	2,900	3,000	<0.1	43	–	--	–	0.024 J	–	0.001	42	–	33 J	–
MW-51	12/03/20	FD	3,300	3,700	<0.1	43 J	1.6	200	–	0.023 J	21	<0.0005	40	–	32 J	2,000
MW-51	04/27/20	FD	3,300	3,200	<0.1	–	–	--	–	–	–	<0.0005	42	–	20	–
MW-52D	05/20/26	N	<1	<1	1.5 J	49	–	--	–	0.64 J	–	0.32 J	--	–	–	–
MW-52D	02/17/26	N	<1	–	<0.1 J	48 J	–	--	–	0.43	–	0.27	--	–	–	–
MW-52D	11/18/25	N	<1	<1	<0.1	45	–	230	–	0.71	19	0.38	45	63	<0.5	4,000
MW-52D	08/19/25	N	<1	–	<0.1	60	–	--	–	0.63	–	0.34	--	–	–	–
MW-52D	05/14/25	N	<1	<1	<0.1	39	–	--	–	0.9	–	0.3	--	–	–	–
MW-52D	02/20/25	N	<1	–	<0.1 J	33	–	--	–	0.58	–	0.24	--	–	–	–
MW-52D	10/31/24	N	<1	<1	1.3	34	–	--	–	0.68	–	0.22	58	–	<0.5	–
MW-52D	08/15/24	N	<1	–	<0.1	35	–	--	–	0.79	–	0.29	--	–	–	–
MW-52D	05/02/24	N	<1	<1	<0.1	34	–	--	–	0.57	–	0.24	--	–	–	–
MW-52D	02/21/24	N	<1	–	<0.1	36	–	--	–	0.61	–	0.25	--	–	–	–
MW-52D	11/15/23	N	<1	<1	<0.1 J	34	–	--	–	0.68 J	–	0.26	73	–	<0.5	–
MW-52D	08/22/23	N	<1	–	<0.1	32	–	--	–	1.20 J	–	0.43 J	--	–	–	–
MW-52D	05/23/23	N	<1	<1	<0.1 J	39	–	--	–	0.58	–	0.24	--	–	–	–
MW-52D	02/21/23	N	<1	–	<0.1	37	–	--	–	0.59 J	–	0.25 J	--	–	–	–
MW-52D	11/17/22	N	<1	<1	<0.1 J	34	–	--	–	0.69 J	–	0.25 J	56	–	<0.5	–
MW-52D	08/24/22	N	<1	–	<0.1 J	36 J	–	--	–	0.74	–	0.38 J	--	–	–	–
MW-52D	05/03/22	N	<1	<1	<0.1	33	–	--	–	0.74 J	–	0.22	--	–	–	–

Appendix B
January 2020 to June 2026 Analytical Results
Second Quarter 2026 Quarterly Progress Report
Pacific Gas and Electric Company, Topock Compressor Station, Needles, California

Monitoring Well ID	Sample Date	Sample Type	Hexavalent Chromium (µg/L)	Total Dissolved Chromium (µg/L)	Dissolved Arsenic (µg/L)	Dissolved Barium (µg/L)	Dissolved Boron (mg/L)	Dissolved Calcium (mg/L)	Total Iron (mg/L)	Dissolved Iron (mg/L)	Dissolved Magnesium (mg/L)	Dissolved Manganese (mg/L)	Dissolved Molybdenum (µg/L)	Dissolved Potassium (mg/L)	Dissolved Selenium (µg/L)	Dissolved Sodium (mg/L)
MW-52D	03/08/22	N	<1	–	2.1 J	39	–	--	–	0.53 J	–	0.21	--	–	–	–
MW-52D	11/30/21	N	<1	<1	2 J	37	–	--	–	0.95	–	0.28	61	–	<0.5	–
MW-52D	04/27/21	N	<1	<1	<0.1	–	–	--	–	–	–	0.24	--	–	–	–
MW-52D	12/08/20	N	<1	<1	2.3	–	2.7 J	260 J	–	0.95 J	24 J	0.23	67	–	<0.5	4,500 J
MW-52D	06/16/20	N	<1	<1	<0.1	–	–	--	–	–	–	0.25	--	–	–	–
MW-52D	11/15/23	FD	<1	<1	<0.1 J	37	–	--	–	0.71 J	–	0.27	78	–	<0.5	–
MW-52D	08/24/22	FD	<1	–	<0.1 J	35 J	–	--	–	0.7	–	0.33 J	--	–	–	–
MW-52M	05/20/26	N	<1	<1	<0.1 J	61	–	--	–	0.54 J	–	0.18 J	--	–	–	–
MW-52M	02/17/26	N	<1	–	<0.1 J	55 J	–	--	–	0.67	–	0.17	--	–	–	–
MW-52M	11/18/25	N	<1	<1	<0.1	52	–	360	–	1.10	35	0.16	32	44	<0.5	2,900
MW-52M	08/19/25	N	<1	–	<0.1	57	–	--	–	0.74	–	0.2	--	–	–	–
MW-52M	05/14/25	N	<1	<1	<0.1	50	–	--	–	0.9	–	0.17	--	–	–	–
MW-52M	02/20/25	N	<1	–	<0.1 J	53	–	--	–	0.95	–	0.17	--	–	–	–
MW-52M	10/31/24	N	<1	<1	0.65	53	–	--	–	0.95	–	0.16	32	–	<0.5	–
MW-52M	08/15/24	N	<1	–	<0.1	57	–	--	–	0.91	–	0.17	--	–	–	–
MW-52M	05/02/24	N	<1	<1	<0.1	60	–	--	–	0.8	–	0.17	--	–	–	–
MW-52M	02/21/24	N	<1	–	<0.1	59	–	--	–	1	–	0.21	--	–	–	–
MW-52M	11/15/23	N	<1	<1	<0.1 J	59	–	--	–	1.50 J	–	0.2	37	–	<0.5	–
MW-52M	08/22/23	N	<1	–	<0.1	55	–	--	–	0.98 J	–	0.2 J	--	–	–	–
MW-52M	05/23/23	N	<1	<1	<0.1 J	61	–	--	–	1	–	0.23	--	–	–	–
MW-52M	02/21/23	N	<1	–	<0.1	58	–	--	–	1.30 J	–	0.16 J	--	–	–	–
MW-52M	11/17/22	N	<1	<1	<0.1 J	58	–	--	–	1.10 J	–	0.18 J	31	–	<0.5	–
MW-52M	08/24/22	N	<1	–	<0.1 J	56 J	–	--	–	1.60	–	0.28 J	--	–	–	–
MW-52M	05/03/22	N	<1	<1	<0.1	58	–	--	–	0.62 J	–	0.23	--	–	–	–
MW-52M	03/08/22	N	<1	–	<0.1 J	56	–	--	–	1 J	–	0.18	--	–	–	–
MW-52M	11/30/21	N	<1	<1	<0.1 J	54	–	--	–	1.40	–	0.21	30	–	<0.5	–
MW-52M	04/27/21	N	<1	<1	<0.1	–	–	--	–	–	–	0.22	--	–	–	–
MW-52M	12/08/20	N	<1	<1	1.2	–	2.9 J	350 J	–	1.60 J	40 J	0.16	34	–	<0.5	3,100 J
MW-52M	06/16/20	N	<1	<1	<0.1	–	–	--	–	–	–	0.15	--	–	–	–
MW-52S	05/20/26	N	<1	<1	<0.1 J	95	–	--	–	17 J	–	0.9 J	--	–	–	–
MW-52S	02/17/26	N	<1	–	<0.1 J	94 J	–	--	–	18	–	0.9	--	–	–	–
MW-52S	11/18/25	N	<1	<1	<0.1	130	–	370	–	16	290	1.10	14	21	<0.5	2,100
MW-52S	08/19/25	N	<1	–	<0.1	52	–	--	–	19	–	0.91	--	–	–	–
MW-52S	05/14/25	N	<1	<1	<0.1	120	–	--	–	19	–	1.30	--	–	–	–
MW-52S	02/20/25	N	<1	–	<0.1 J	390	–	--	–	18	–	1	--	–	–	–
MW-52S	10/31/24	N	<1	<1	0.88	110	–	--	–	18	–	0.91	24	–	0.91	–
MW-52S	08/15/24	N	<1	–	<0.1	490	–	--	–	20	–	1.10	--	–	–	–
MW-52S	05/02/24	N	<1	<1	<0.1	640	–	--	–	21	–	1.20	--	–	–	–
MW-52S	02/21/24	N	<1	–	<0.1	680	–	--	–	23	–	1.30	--	–	–	–
MW-52S	11/15/23	N	<1	<1	<0.1 J	880	–	--	–	21 J	–	1.20	13	–	<0.5	–
MW-52S	08/22/23	N	<1	–	<0.5	57	–	--	–	27 J	–	1.40 J	--	–	–	–
MW-52S	05/23/23	N	<1	<1	<0.1 J	520	–	--	–	22	–	1	--	–	–	–
MW-52S	02/21/23	N	<1	–	<0.1	460	–	--	–	21 J	–	1 J	--	–	–	–
MW-52S	11/17/22	N	<1	<1	<0.1 J	400	–	--	–	19 J	–	1.10 J	22	–	0.8	–
MW-52S	08/24/22	N	<1	–	<0.1 J	850 J	–	--	–	20	–	1.30 J	--	–	–	–
MW-52S	05/03/22	N	<1	<1	<0.1	400	–	--	–	26 J	–	1.40	--	–	–	–
MW-52S	03/08/22	N	<1	–	<0.1 J	1,000	–	--	–	21 J	–	1.20	--	–	–	–
MW-52S	11/30/21	N	<0.2	<1	<0.1 J	1,400	–	--	–	20	–	1.40	5.3	–	<0.5	–
MW-52S	04/27/21	N	<0.2	<1	<0.1	–	–	--	–	–	–	1.30	--	–	–	–
MW-52S	12/08/20	N	<1	<1	1.7	–	2.8 J	730 J	–	27 J	860 J	1.20	25	–	1.9	2,900 J
MW-52S	06/16/20	N	<0.2	<1	<0.1	–	–	--	–	–	–	1.30	--	–	–	–

Appendix B
January 2020 to June 2026 Analytical Results
Second Quarter 2026 Quarterly Progress Report
Pacific Gas and Electric Company, Topock Compressor Station, Needles, California

Monitoring Well ID	Sample Date	Sample Type	Hexavalent Chromium (µg/L)	Total Dissolved Chromium (µg/L)	Dissolved Arsenic (µg/L)	Dissolved Barium (µg/L)	Dissolved Boron (mg/L)	Dissolved Calcium (mg/L)	Total Iron (mg/L)	Dissolved Iron (mg/L)	Dissolved Magnesium (mg/L)	Dissolved Manganese (mg/L)	Dissolved Molybdenum (µg/L)	Dissolved Potassium (mg/L)	Dissolved Selenium (µg/L)	Dissolved Sodium (mg/L)
MW-52S	11/30/21	FD	<0.2	<1	<0.1 J	1,300	–	--	–	20	–	1.30	4.9	–	<0.5	–
MW-53D	05/20/26	N	<1	<1	2.3 J	46	–	--	–	0.48 J	–	1.10 J	--	–	–	–
MW-53D	02/17/26	N	<1	–	<0.1 J	41 J	–	--	–	0.37	–	1.10	--	–	–	–
MW-53D	11/18/25	N	<1	<1	<0.1	44	–	240	–	0.62	14	1.40	100	81	<0.5	5,400
MW-53D	08/19/25	N	<1	–	<0.1	41	–	--	–	0.5	–	0.99	--	–	–	–
MW-53D	04/10/25	N	<1	<1	<0.1 J	44	–	--	–	0.37	–	1.30	--	–	–	–
MW-53D	02/20/25	N	<1	–	<0.1 J	35	–	--	–	0.12	–	1	--	–	–	–
MW-53D	10/31/24	N	<1	<1	1.5	42	–	--	–	0.36	–	1	140	–	<0.5	–
MW-53D	08/15/24	N	<1	–	<0.1	40	–	--	–	0.26	–	0.86	--	–	–	–
MW-53D	05/02/24	N	<1	<1	<0.1	38	–	--	–	0.26	–	0.87	--	–	–	–
MW-53D	02/21/24	N	<1	–	<0.1	42	–	--	–	0.28	–	0.88	--	–	–	–
MW-53D	11/15/23	N	<1	<1	<0.1 J	49	–	--	–	0.2 J	–	1.20	190	–	<0.5	–
MW-53D	08/22/23	N	<1	–	<0.1	34	–	--	–	0.22 J	–	0.37 J	--	–	–	–
MW-53D	05/23/23	N	<1	<1	<0.1	37	–	--	–	0.23	–	0.77 J	--	–	–	–
MW-53D	02/21/23	N	<1	–	<0.1	44	–	--	–	0.21 J	–	1.30 J	--	–	–	–
MW-53D	11/17/22	N	<1	<1	<0.1 J	44	–	--	–	0.18 J	–	0.65 J	130	–	<0.5	–
MW-53D	08/24/22	N	<1	–	<0.1 J	53 J	–	--	–	0.25	–	1.20 J	--	–	–	–
MW-53D	05/03/22	N	<1	<1	<0.1	36	–	--	–	0.38 J	–	1.40	--	–	–	–
MW-53D	03/08/22	N	<1	–	2.3 J	44	–	--	–	0.25 J	–	1	--	–	–	–
MW-53D	11/30/21	N	<1	<1	3.6 J	44	–	--	–	0.22	–	1.30	180	–	<0.5	–
MW-53D	04/27/21	N	<1	<1	<0.1	–	–	--	–	–	–	0.89	--	–	–	–
MW-53D	12/08/20	N	<1	<1	3.3	–	4.1 J	280 J	–	0.46 J	19 J	1.10	160	–	<0.5	5,500 J
MW-53D	06/16/20	N	<1	<1	<0.1	–	–	--	–	–	–	1.10	--	–	–	–
MW-53M	05/20/26	N	<1	<1	<0.1 J	89	–	--	–	1.90 J	–	0.65 J	--	–	–	–
MW-53M	02/17/26	N	<1	–	<0.1 J	71 J	–	--	–	1.10	–	0.62	--	–	–	–
MW-53M	11/18/25	N	<1	<1	<0.1	61	–	320	–	0.65	29	0.57	47	52	<0.5	3,800
MW-53M	08/19/25	N	<1	–	<0.1	92	–	--	–	2.20	–	0.5	--	–	–	–
MW-53M	04/10/25	N	<1	<1	<0.1 J	110	–	--	–	2.80	–	0.54	--	–	–	–
MW-53M	02/20/25	N	<1	–	<0.1 J	67	–	--	–	0.49	–	0.47	--	–	–	–
MW-53M	10/31/24	N	<1	<1	0.37	75	–	--	–	1	–	0.51	47	–	<0.5	–
MW-53M	08/15/24	N	<1	–	<0.1	110	–	--	–	3.20	–	0.6	--	–	–	–
MW-53M	05/02/24	N	<1	<1	<0.1	75	–	--	–	1.10	–	0.42	--	–	–	–
MW-53M	02/21/24	N	<1	–	<0.1	68	–	--	–	0.84	–	0.51	--	–	–	–
MW-53M	11/15/23	N	<1	<1	<0.1 J	78	–	--	–	2.10 J	–	0.57	44 J	–	<0.5	–
MW-53M	08/22/23	N	<1	–	<0.1	65	–	--	–	0.49 J	–	0.44 J	--	–	–	–
MW-53M	05/23/23	N	<1	<1	<0.1	66	–	--	–	0.28	–	0.26 J	--	–	–	–
MW-53M	02/21/23	N	<1	–	<0.1	69	–	--	–	0.51 J	–	0.37 J	--	–	–	–
MW-53M	11/17/22	N	<1	<1	<0.1 J	71	–	--	–	1.10 J	–	0.59 J	46	–	<0.5	–
MW-53M	08/24/22	N	<1	–	<0.1 J	65 J	–	--	–	0.44	–	0.42 J	--	–	–	–
MW-53M	05/03/22	N	<1	<1	<0.1	55	–	--	–	0.27 J	–	0.4	--	–	–	–
MW-53M	03/08/22	N	<1	–	<0.1 J	70	–	--	–	0.99 J	–	0.51	--	–	–	–
MW-53M	11/30/21	N	<1	<1	<0.1 J	58	–	--	–	0.38	–	0.42	54	–	<0.5	–
MW-53M	04/27/21	N	<1	<1	<0.1	–	–	--	–	–	–	0.63	--	–	–	–
MW-53M	12/08/20	N	<1	<1	0.77	–	3.2 J	370 J	–	0.55 J	37 J	0.41	61	–	<0.5	4,400 J
MW-53M	06/16/20	N	<1	<1	<0.1	–	–	--	–	–	–	0.45	--	–	–	–
MW-53M	05/20/26	FD	<1	<1	<0.1 J	74	–	--	–	1.10 J	–	0.54 J	--	–	–	–
MW-53M	04/10/25	FD	<1	<1	<0.1 J	110	–	--	–	2.70	–	0.55	--	–	–	–
MW-53M	05/02/24	FD	<1	<1	<0.1	77	–	--	–	1.10	–	0.49	--	–	–	–
MW-53M	11/15/23	FD	<1	<1	<0.1 J	66	–	--	–	0.59 J	–	0.49	62 J	–	<0.5	–
MW-53S	05/20/26	N	<0.2	<1	<0.1 J	240	–	--	–	9.50 J	–	2 J	--	–	–	–
MW-53S	02/17/26	N	<0.2	–	<0.1 J	250 J	–	--	–	9.80	–	1.90	--	–	–	–

Appendix B
January 2020 to June 2026 Analytical Results
Second Quarter 2026 Quarterly Progress Report
Pacific Gas and Electric Company, Topock Compressor Station, Needles, California

Monitoring Well ID	Sample Date	Sample Type	Hexavalent Chromium (µg/L)	Total Dissolved Chromium (µg/L)	Dissolved Arsenic (µg/L)	Dissolved Barium (µg/L)	Dissolved Boron (mg/L)	Dissolved Calcium (mg/L)	Total Iron (mg/L)	Dissolved Iron (mg/L)	Dissolved Magnesium (mg/L)	Dissolved Manganese (mg/L)	Dissolved Molybdenum (µg/L)	Dissolved Potassium (mg/L)	Dissolved Selenium (µg/L)	Dissolved Sodium (mg/L)
MW-53S	11/18/25	N	<0.2	<1	<0.1	270	–	190	–	9.30	50	1.90	1.5	9.4	<0.5	170
MW-53S	09/10/25	N	–	–	–	–	–	--	–	9.60	–	–	--	–	–	–
MW-53S	08/19/25	N	<0.2	–	<0.1	260	–	--	–	8.80	–	1.60	--	–	–	–
MW-53S	04/10/25	N	<0.2	<1	<0.1 J	280	–	--	–	8	–	1.70	--	–	–	–
MW-53S	02/20/25	N	<0.2	–	<0.1 J	220	–	--	–	6.90	–	1.40	--	–	–	–
MW-53S	10/10/24	N	<0.2	<1	<0.1	320	–	--	–	6.80	–	1.70	1.4	–	<0.5	–
MW-53S	08/15/24	N	<0.2	–	<0.1	230	–	--	–	5.70	–	1.30	--	–	–	–
MW-53S	05/02/24	N	<0.2	<1	<0.1	200	–	--	–	5.20	–	1.20	--	–	–	–
MW-53S	02/21/24	N	<0.2	–	<0.1	220	–	--	–	5.10	–	1.20	--	–	–	–
MW-53S	11/15/23	N	<0.2	<1	<0.1 J	210	–	--	–	5 J	–	1.20	2.4	–	<0.5	–
MW-53S	08/22/23	N	<0.2	–	<0.1	190	–	--	–	4.20 J	–	1 J	--	–	–	–
MW-53S	05/23/23	N	<0.2	<1	<0.1	190	–	--	–	4.70	–	1 J	--	–	–	–
MW-53S	02/21/23	N	<0.2	–	<0.1	190	–	--	–	5.20 J	–	1.20 J	--	–	–	–
MW-53S	11/17/22	N	<0.2	<1	<0.1 J	210	–	--	–	5.10 J	–	1.10 J	3.1	–	<0.5	–
MW-53S	08/24/22	N	<0.2	–	<0.1 J	190 J	–	--	–	5.90	–	1.50 J	--	–	–	–
MW-53S	05/03/22	N	<0.2	<1	<0.1	190	–	--	–	5 J	–	1.10	--	–	–	–
MW-53S	03/08/22	N	<0.2	–	<0.1 J	200	–	--	–	5.40 J	–	1.20	--	–	–	–
MW-53S	11/30/21	N	<0.2	<1	<0.1 J	200	–	--	–	5.40	–	1.20	1.6	–	<0.5	–
MW-53S	02/20/25	FD	<0.2	–	<0.1 J	230	–	--	–	7.20	–	1.50	--	–	–	–
MW-54-085	06/11/26	N	<0.1 J	<2	–	–	–	--	–	–	–	–	--	–	–	–
MW-54-085	02/25/26	N	<0.1	<2	6.62	–	–	--	–	–	–	0.172	51.4 J	–	2.07	–
MW-54-085	05/20/25	N	<0.1	<2	–	–	–	--	–	–	–	–	--	–	–	–
MW-54-085	12/04/24	N	<0.1	<10	<10	–	–	--	–	–	–	0.691	<100	–	<100	–
MW-54-085	04/30/24	N	<0.2	<10	–	–	–	--	–	–	–	–	--	–	–	–
MW-54-085	11/17/23	N	<0.2	<5	<5	–	–	--	–	–	–	0.753	52	–	<50	–
MW-54-085	05/17/23	N	<0.2	<5	–	–	–	--	–	–	–	–	--	–	–	–
MW-54-085	12/15/22	N	<0.2	<1	3.32	–	–	--	–	–	–	0.698	49.7	–	<10	–
MW-54-085	06/15/22	N	<0.2	<10	–	–	–	--	–	–	–	–	--	–	–	–
MW-54-085	12/14/21	N	<1	<10	<10	–	–	--	–	–	–	0.689	<100 J	–	<100 J	–
MW-54-085	06/08/21	N	<1	<10	<10	56.9	–	125	–	–	63.8	0.537	47.8	11	<10	1,670
MW-54-085	12/09/20	N	<0.2	<10	<10	–	1.32	159	–	<0.0002	80.2	0.733	<100	–	<100	1,870
MW-54-085	06/19/20	N	<0.2	<1	5.19	–	–	--	–	–	–	0.472	--	–	–	–
MW-54-140	06/11/26	N	<0.1	<2	–	–	–	--	–	–	–	–	--	–	–	–
MW-54-140	02/25/26	N	<0.1 J	<10	2.67	–	–	--	–	–	–	0.0505	56.3 J	–	<10	–
MW-54-140	05/20/25	N	<0.1	<10	–	–	–	--	–	–	–	–	--	–	–	–
MW-54-140	12/04/24	N	<0.1	<10	<10	–	–	--	–	–	–	<0.1	<100	–	<100	–
MW-54-140	04/30/24	N	<0.2	<10	–	–	–	--	–	–	–	–	--	–	–	–
MW-54-140	11/17/23	N	<0.2	<5	<5	–	–	--	–	–	–	0.0535	59.2	–	<50	–
MW-54-140	05/17/23	N	<0.2	<5	–	–	–	--	–	–	–	–	--	–	–	–
MW-54-140	12/15/22	N	<0.2	<1	2.4	–	–	--	–	–	–	0.0576	55.7	–	<10	–
MW-54-140	06/15/22	N	<1	<10	–	–	–	--	–	–	–	–	--	–	–	–
MW-54-140	12/14/21	N	<1	<10	<10	–	–	--	–	–	–	<0.1	<100 J	–	<100 J	–
MW-54-140	06/08/21	N	<1	<10	<10	43	–	154	–	–	18.1	<0.1	44.3	20.9	<10	2,770
MW-54-140	12/09/20	N	<1	<10	<10	–	1.86	144	–	<0.0002	15.3	<0.1	<100	–	<100	2,660
MW-54-140	06/19/20	N	<1	<1	2.66	–	–	--	–	–	–	0.106	--	–	–	–
MW-54-140	11/17/23	FD	<0.2	<5	<5	–	–	--	–	–	–	0.0523	59.6	–	<50	–
MW-54-195	06/11/26	N	<0.1 J	<10	–	–	–	--	–	–	–	–	--	–	–	–
MW-54-195	02/25/26	N	<0.1	<10	<10	–	–	--	–	–	–	0.388	114 J	–	<10	–
MW-54-195	05/20/25	N	<0.1	<10	–	–	–	--	–	–	–	–	--	–	–	–
MW-54-195	12/04/24	N	<0.1	<10	<10	–	–	--	–	–	–	0.544	116	–	<100	–
MW-54-195	04/30/24	N	<0.2	<10	–	–	–	--	–	–	–	–	--	–	–	–

Appendix B
January 2020 to June 2026 Analytical Results
Second Quarter 2026 Quarterly Progress Report
Pacific Gas and Electric Company, Topock Compressor Station, Needles, California

Monitoring Well ID	Sample Date	Sample Type	Hexavalent Chromium (µg/L)	Total Dissolved Chromium (µg/L)	Dissolved Arsenic (µg/L)	Dissolved Barium (µg/L)	Dissolved Boron (mg/L)	Dissolved Calcium (mg/L)	Total Iron (mg/L)	Dissolved Iron (mg/L)	Dissolved Magnesium (mg/L)	Dissolved Manganese (mg/L)	Dissolved Molybdenum (µg/L)	Dissolved Potassium (mg/L)	Dissolved Selenium (µg/L)	Dissolved Sodium (mg/L)
MW-54-195	11/17/23	N	<0.2	<5	<5	–	–	--	–	–	–	0.345	110	–	<50	–
MW-54-195	05/17/23	N	<0.2	<5	–	–	–	--	–	–	–	–	--	–	–	–
MW-54-195	12/15/22	N	<0.2	<1	<1	–	–	--	–	–	–	0.366	111	–	<10	–
MW-54-195	06/15/22	N	<0.2	<10	–	–	–	--	–	–	–	–	--	–	–	–
MW-54-195	12/14/21	N	<1	<10	<10	–	–	--	–	–	–	0.285	111 J	–	<100 J	–
MW-54-195	06/08/21	N	<1	<10	<10	38	–	127	–	–	4.78	0.282	109	33.4	<10	4,420
MW-54-195	12/09/20	N	<1	<10	<10	–	2.93	127	–	<0.0002	4.77	0.331	107	–	<100	2,980
MW-54-195	06/19/20	N	<1	<1	<1	–	–	--	–	–	–	0.35	--	–	–	–
MW-54-195	04/30/24	FD	<0.2	<10	–	–	–	--	–	–	–	–	--	–	–	–
MW-55-045	05/21/26	N	R	<2	–	–	–	--	–	–	–	–	--	–	–	–
MW-55-045	12/16/25	N	<0.5	<2	6.21	–	–	--	–	–	–	0.608	--	–	–	–
MW-55-045	05/15/25	N	0.0912 J	<2	–	–	–	--	–	–	–	–	--	–	–	–
MW-55-045	11/19/24	N	<0.1	<10	<10	–	–	--	–	–	–	0.443	--	–	–	–
MW-55-045	05/14/24	N	<0.2	<10	–	–	–	--	–	–	–	–	--	–	–	–
MW-55-045	11/14/23	N	<0.2	<5	5.99	–	–	--	–	–	–	0.514	--	–	–	–
MW-55-045	05/16/23	N	<0.2	<5	–	–	–	--	–	–	–	–	--	–	–	–
MW-55-045	12/13/22	N	<0.2	5.6	6.11	–	–	--	–	–	–	0.57	--	–	–	–
MW-55-045	06/14/22	N	<0.2	<1	–	–	–	--	–	–	–	–	--	–	–	–
MW-55-045	12/14/21	N	<0.2	<1	6.35 J	–	–	--	–	–	–	0.625	--	–	–	–
MW-55-045	06/09/21	N	<0.2	<1	8.17 J	524	–	31.8	–	–	7.89	1 J	40.4	4.19	<1	231
MW-55-045	12/09/20	N	<0.2	<10	–	–	0.565	32.9	–	<0.0002	7.4	0.789	<100	–	<100	231
MW-55-045	06/19/20	N	<0.2	<1	–	–	–	--	–	–	–	–	--	–	–	–
MW-55-120	05/21/26	N	10.7 J	10.3	–	–	–	--	–	–	–	–	--	–	–	–
MW-55-120	12/16/25	N	9.84	11	9.8	–	–	--	–	–	–	<0.005	--	–	–	–
MW-55-120	05/15/25	N	10.2	10.6	–	–	–	--	–	–	–	–	--	–	–	–
MW-55-120	11/19/24	N	9.74	10.8	<10	–	–	--	–	–	–	<0.1	--	–	–	–
MW-55-120	05/14/24	N	9.48	11.7	–	–	–	--	–	–	–	–	--	–	–	–
MW-55-120	11/14/23	N	8.36	9.44	8.42	–	–	--	–	–	–	<0.05	--	–	–	–
MW-55-120	05/16/23	N	8.93	10.4	–	–	–	--	–	–	–	–	--	–	–	–
MW-55-120	12/13/22	N	8.5	8.9	6.68	–	–	--	–	–	–	<0.05	--	–	–	–
MW-55-120	06/14/22	N	7.7	<10	–	–	–	--	–	–	–	–	--	–	–	–
MW-55-120	12/14/21	N	7.96	<10	<10	–	–	--	–	–	–	<0.1	--	–	–	–
MW-55-120	06/09/21	N	7.47	<10	<10	41.4	–	64.6	–	–	1.43	R	36.4	18	<10	1,410
MW-55-120	12/09/20	N	7.51	<10	–	–	1.65	62.9	–	<0.0002	1.33	<0.1	<100	–	<100	2,120
MW-55-120	06/19/20	N	7.94	9.2	–	–	–	--	–	–	–	–	--	–	–	–
MW-55-120	12/14/21	FD	7.95	<10	<10	–	–	--	–	–	–	<0.1	--	–	–	–
MW-55-120	06/19/20	FD	7.99	9.23	–	–	–	--	–	–	–	–	--	–	–	–
MW-56D	05/21/26	N	R	<10	–	–	–	--	–	–	–	–	--	–	–	–
MW-56D	12/16/25	N	<0.5	<2	<2	–	–	--	–	–	–	0.59	46.4	–	<2	–
MW-56D	05/14/25	N	<0.1	<10	–	–	–	--	–	–	–	–	--	–	–	–
MW-56D	12/03/24	N	<0.1	<10	<10	–	–	--	–	–	–	0.594	<100	–	<100	–
MW-56D	05/14/24	N	<1	<10	–	–	–	--	–	–	–	–	--	–	–	–
MW-56D	11/15/23	N	<0.2	<1	2.89	–	–	--	–	–	–	0.303	44.5	–	<10	–
MW-56D	05/18/23	N	<0.2	<5	–	–	–	--	–	–	–	–	--	–	–	–
MW-56D	12/14/22	N	<0.2	<5	<5	–	–	--	–	–	–	0.749	<50	–	<50	–
MW-56D	06/14/22	N	<0.2	<10	–	–	–	--	–	–	–	–	--	–	–	–
MW-56D	12/14/21	N	<1	<10	<10	–	–	--	–	–	–	0.804	<100 J	–	<100 J	–
MW-56D	06/09/21	N	<1	<10	<10	40.6	–	421	–	–	85.3	0.809 J	37.1	37.9	<10	4,860
MW-56D	12/09/20	N	<1	<10	–	–	2.78	412	–	1.06	82.4	0.812	<100	–	<100	4,650
MW-56D	06/19/20	N	<1	<1	–	–	–	--	–	–	–	–	--	–	–	–
MW-56M	05/21/26	N	R	<2	–	–	–	--	–	–	–	–	--	–	–	–

Appendix B
January 2020 to June 2026 Analytical Results
Second Quarter 2026 Quarterly Progress Report
Pacific Gas and Electric Company, Topock Compressor Station, Needles, California

Monitoring Well ID	Sample Date	Sample Type	Hexavalent Chromium (µg/L)	Total Dissolved Chromium (µg/L)	Dissolved Arsenic (µg/L)	Dissolved Barium (µg/L)	Dissolved Boron (mg/L)	Dissolved Calcium (mg/L)	Total Iron (mg/L)	Dissolved Iron (mg/L)	Dissolved Magnesium (mg/L)	Dissolved Manganese (mg/L)	Dissolved Molybdenum (µg/L)	Dissolved Potassium (mg/L)	Dissolved Selenium (µg/L)	Dissolved Sodium (mg/L)
MW-56M	12/16/25	N	<0.5	<2	<2	–	–	--	–	–	–	0.722	11.4	–	<2	–
MW-56M	05/14/25	N	<0.1	<10	–	–	–	--	–	–	–	–	--	–	–	–
MW-56M	12/03/24	N	<0.1	<10	<10	–	–	--	–	–	–	0.789	<100	–	<100	–
MW-56M	05/14/24	N	<0.2	<10	–	–	–	--	–	–	–	–	--	–	–	–
MW-56M	11/15/23	N	<0.2	<1	<1	–	–	--	–	–	–	0.497	10.9	–	<10	–
MW-56M	05/18/23	N	<0.2	<5	–	–	–	--	–	–	–	–	--	–	–	–
MW-56M	12/14/22	N	<0.2	<5	<5	–	–	--	–	–	–	0.787	<50	–	<50	–
MW-56M	06/14/22	N	<0.2	<10	–	–	–	--	–	–	–	–	--	–	–	–
MW-56M	12/14/21	N	<1	<10	<10	–	–	--	–	–	–	0.784	<100 J	–	<100 J	–
MW-56M	06/09/21	N	<1	<10	<10	48.9	–	374	–	–	99.3	0.657 J	<20	20.3	<10	2,920
MW-56M	12/09/20	N	<1	<10	–	–	1.82	377	–	2.97	99.6	0.675	<100	–	<100	2,920
MW-56M	06/19/20	N	<1	<1	–	–	–	--	–	–	–	–	--	–	–	–
MW-56M	12/16/25	FD	<0.5	<2	<2	–	–	--	–	–	–	0.718	<25	–	<10	–
MW-56M	12/03/24	FD	<0.1	<10	<10	–	–	--	–	–	–	0.695	<100	–	<100	–
MW-56M	06/09/21	FD	<1	<10	<10	48.3	–	382	–	–	99.8	0.689 J	<20	20.5	<10	2,900
MW-56M	12/09/20	FD	<1	<10	–	–	1.83	375	–	2.95	96.7	0.654	<100	–	<100	2,930
MW-56S	05/21/26	N	R	<2	–	–	–	--	–	–	–	–	--	–	–	–
MW-56S	12/16/25	N	<0.5	<2	3.14	–	–	--	–	–	–	0.873	31.8	–	<2	–
MW-56S	05/14/25	N	<0.1	<2	–	–	–	--	–	–	–	–	--	–	–	–
MW-56S	12/03/24	N	<0.1	<10	<10	–	–	--	–	–	–	0.818	<100	–	<100	–
MW-56S	05/14/24	N	<0.2	<10	–	–	–	--	–	–	–	–	--	–	–	–
MW-56S	11/15/23	N	<0.2	<1	5.08	–	–	--	–	–	–	0.739	30.5	–	<10	–
MW-56S	05/18/23	N	<0.2	<5	–	–	–	--	–	–	–	–	--	–	–	–
MW-56S	12/14/22	N	<0.2	<5	<5	–	–	--	–	–	–	0.746	<50	–	<50	–
MW-56S	06/14/22	N	<0.2	<10	–	–	–	--	–	–	–	–	--	–	–	–
MW-56S	12/14/21	N	<0.2	<10	<10	–	–	--	–	–	–	1.25	<100 J	–	<100 J	–
MW-56S	06/09/21	N	<0.2	<10	<10	68.2	–	148	–	–	60.3	0.823 J	28.6	10.8	<10	1,230
MW-56S	12/09/20	N	<0.2	<10	–	–	1.99	144	–	4.92	50.3	0.754	<100	–	<100	1,200
MW-56S	06/19/20	N	<0.2	<1	–	–	–	--	–	–	–	–	--	–	–	–
MW-56S	05/18/23	FD	<0.2	<5	–	–	–	--	–	–	–	–	--	–	–	–
MW-56S	12/14/22	FD	<0.2	<5	<5	–	–	--	–	–	–	0.802	<50	–	<50	–
MW-57-070	06/17/26	N	<0.2	<1	–	–	–	--	–	–	–	–	--	–	–	–
MW-57-070	11/21/25	N	<0.2	1.4	5.4	–	–	140	–	0.26	9.8	0.64 J	6.9	4.7	<0.5	44
MW-57-070	08/27/25	N	77	98	–	–	–	--	–	–	–	–	--	–	–	–
MW-57-070	05/09/25	N	34	56	–	–	–	--	–	–	–	–	--	–	–	–
MW-57-070	02/24/25	N	27	51	–	–	–	--	–	–	–	–	--	–	–	–
MW-57-070	12/03/24	N	3.2	12	2.8 J	–	–	--	–	–	–	0.38	6.8	–	2.3	–
MW-57-070	08/19/24	N	1.6	5.5	–	–	–	--	–	–	–	–	--	–	–	–
MW-57-070	05/15/24	N	54	49	–	–	–	--	–	–	–	–	--	–	–	–
MW-57-070	02/20/24	N	27	38	–	–	–	--	–	–	–	–	--	–	–	–
MW-57-070	11/29/23	N	4.7	31 J	2.6	–	–	--	–	–	–	0.62	7.5	–	1.7	–
MW-57-070	05/26/23	N	170	170	–	–	–	--	–	–	–	–	--	–	–	–
MW-57-070	11/18/22	N	280	310 J	1.9	–	–	--	–	–	–	0.11	3.3	–	2.7	–
MW-57-070	06/07/22	N	570	520	–	–	–	--	–	–	–	–	--	–	–	–
MW-57-070	12/10/21	N	380	410	1.2	–	–	--	–	–	–	0.0011	4	–	3.7	–
MW-57-070	04/30/21	N	490	540	1.1	–	–	--	–	–	–	0.0034	3.5	–	3.6	–
MW-57-070	12/04/20	N	630 J	660	1.3	–	0.4 J	250	–	<0.02 J	18 J	0.00098	2.6	–	3.2	75
MW-57-070	06/22/20	N	610	530	1.3	–	–	--	–	–	–	0.0015	2.4	–	2.8	–
MW-57-185	06/17/26	N	<1	<1	–	–	–	--	–	–	–	–	--	–	–	–
MW-57-185	11/21/25	N	<1	<1	8.7	–	–	24	–	<0.02	<0.1	0.00063 J	14	5.3	<0.5	220
MW-57-185	05/09/25	N	<1	<5	–	–	–	--	–	–	–	–	--	–	–	–

Appendix B
January 2020 to June 2026 Analytical Results
Second Quarter 2026 Quarterly Progress Report
Pacific Gas and Electric Company, Topock Compressor Station, Needles, California

Monitoring Well ID	Sample Date	Sample Type	Hexavalent Chromium (µg/L)	Total Dissolved Chromium (µg/L)	Dissolved Arsenic (µg/L)	Dissolved Barium (µg/L)	Dissolved Boron (mg/L)	Dissolved Calcium (mg/L)	Total Iron (mg/L)	Dissolved Iron (mg/L)	Dissolved Magnesium (mg/L)	Dissolved Manganese (mg/L)	Dissolved Molybdenum (µg/L)	Dissolved Potassium (mg/L)	Dissolved Selenium (µg/L)	Dissolved Sodium (mg/L)
MW-57-185	12/03/24	N	3.4	<1	9.7 J	–	–	--	–	–	–	0.00077	47	–	<0.5	–
MW-57-185	05/15/24	N	<1	<1	–	–	–	--	–	–	–	–	--	–	–	–
MW-57-185	11/29/23	N	2	<1 J	5.4	–	–	--	–	–	–	0.0014	43	–	<0.5	–
MW-57-185	05/26/23	N	<1	<1	–	–	–	--	–	–	–	–	--	–	–	–
MW-57-185	11/18/22	N	<1	<1 J	4.9	–	–	--	–	–	–	0.0018	65	–	<0.5	–
MW-57-185	06/07/22	N	<1	<1	–	–	–	--	–	–	–	–	--	–	–	–
MW-57-185	12/10/21	N	<1	<1	<0.1	–	–	--	–	–	–	0.0032	78	–	<0.5	–
MW-57-185	04/30/21	N	4.2	4.3	<0.1	–	–	--	–	–	–	0.0011	83	–	<0.5	–
MW-57-185	12/04/20	N	4.4 J	5	5.4	–	2.4 J	330	–	<0.1 J	<500 J	0.0014	83	–	<0.5	2,800
MW-57-185	06/22/20	N	1.3	1.9	4.3	–	–	--	–	–	–	0.002	78	–	<0.5	–
MW-57-185	11/29/23	FD	1.5	<1 J	5.6	–	–	--	–	–	–	0.0018	45	–	<0.5	–
MW-57-185	06/22/20	FD	1.4	2	4.1	–	–	--	–	–	–	0.0021	75	–	<0.5	–
MW-58-065	05/26/23	N	540	560	–	–	–	--	–	–	–	–	--	–	–	–
MW-58BR	05/27/26	N	6.1	7.9	–	–	–	--	–	–	–	–	--	–	–	–
MW-58BR	12/09/25	N	30	30	<0.1	–	–	550	–	0.024	30	0.026	26	35	2.6	1,400
MW-58BR	08/26/25	N	43	44	–	–	–	--	–	–	–	–	--	–	–	–
MW-58BR	05/15/25	N	20	22	–	–	–	--	–	–	–	–	--	–	–	–
MW-58BR	02/25/25	N	24	22	–	–	–	--	–	–	–	–	--	–	–	–
MW-58BR	12/02/24	N	17	15	2.2	–	–	--	–	–	–	0.19 J	24	–	2	–
MW-58BR	08/19/24	N	47	42	–	–	–	--	–	–	–	–	--	–	–	–
MW-58BR	05/16/24	N	7	6.7	–	–	–	--	–	–	–	–	--	–	–	–
MW-58BR	02/20/24	N	8.1	8.2	–	–	–	--	–	–	–	–	--	–	–	–
MW-58BR	11/29/23	N	6.8	7.1	<0.1 J	–	–	--	–	–	–	0.36	26	–	1.6	–
MW-58BR	05/26/23	N	4.3	4.9	–	–	–	--	–	–	–	–	--	–	–	–
MW-58BR	12/08/22	N	0.82	1.1	0.46	–	–	--	–	–	–	0.46	25	–	1.5	–
MW-58BR	06/21/22	N	<0.2	<1 J	–	–	–	--	–	–	–	–	--	–	–	–
MW-58BR	12/09/21	N	6.4	7.3	<0.1 J	–	–	--	–	–	–	0.35	25	–	1.9	–
MW-58BR	08/26/21	N	16	17	<0.1 J	–	–	--	–	–	–	0.38	26	–	2.2	–
MW-58BR	05/17/21	N	2.7	2.8	<0.1	–	–	--	–	–	–	0.31	28	–	1.7	–
MW-58BR	02/15/21	N	4.2	5.2	2.1	–	–	--	–	–	–	0.32	26	–	2.1	–
MW-58BR	11/30/20	N	5.2	5.7	2.4	–	1.3 J	320 J	–	<0.02	31 J	0.33	27	–	2.3	1,000 J
MW-58BR	09/29/20	N	3.9	4.5	1	–	–	--	–	–	–	0.29	29	–	2	–
MW-58BR	05/01/20	N	43	41	1.9	–	–	--	–	–	–	0.14	24	–	1.9	–
MW-58BR	02/17/20	N	120	120	0.11	–	–	--	–	–	–	0.16	22	–	2.7	–
MW-58BR	08/26/25	FD	44	44	–	–	–	--	–	–	–	–	--	–	–	–
MW-58BR	05/17/21	FD	2.3	2.2	<0.1	–	–	--	–	–	–	0.28	27	–	1.7	–
MW-59-100	05/26/26	N	1,200	1,300	–	–	–	--	–	–	–	–	--	–	–	–
MW-59-100	11/21/25	N	1,600	1,800	3.1	–	–	--	–	–	–	0.002 J	5	–	6.1	–
MW-59-100	05/21/25	N	1,500	1,700	–	–	–	--	–	–	–	–	--	–	–	–
MW-59-100	12/03/24	N	2,700	2,600	2.9 J	–	–	--	–	–	–	0.044	4.5	–	3.8	–
MW-59-100	05/16/24	N	920	1,000	–	–	–	--	–	–	–	–	--	–	–	–
MW-59-100	11/29/23	N	2,400	2,700 J	1.1	–	–	--	–	–	–	0.00079	3.8	–	5.5	–
MW-59-100	05/31/23	N	2,200	2,600 J	–	–	–	--	–	–	–	–	--	–	–	–
MW-59-100	11/30/22	N	2,300	2,600 J	0.71 J	–	–	--	–	–	–	0.00058	4.4	–	3.4	–
MW-59-100	06/09/22	N	1,700	1,700 J	–	–	–	--	–	–	–	–	--	–	–	–
MW-59-100	12/15/21	N	2,000	2,000	<0.1	–	–	--	–	–	–	0.0097	8	–	2.1	–
MW-59-100	06/07/21	N	1,800	1,900	<0.1 J	–	–	--	–	–	–	0.002 J	11	–	2	–
MW-59-100	02/17/21	N	2,500	2,800	–	–	–	--	–	–	–	–	6.6	–	4.3	–
MW-59-100	12/08/20	N	2,700	2,900	2.2	69	1.5 J	550 J	–	0.042 J	25 J	0.0015	4.8	–	3.2 J	1,500 J
MW-59-100	06/22/20	N	2,100	2,200	<0.1	–	–	--	–	–	–	0.01	9	–	1.9	–
MW-59-100	05/31/23	FD	2,200	2,400 J	–	–	–	--	–	–	–	–	--	–	–	–

Appendix B
January 2020 to June 2026 Analytical Results
Second Quarter 2026 Quarterly Progress Report
Pacific Gas and Electric Company, Topock Compressor Station, Needles, California

Monitoring Well ID	Sample Date	Sample Type	Hexavalent Chromium (µg/L)	Total Dissolved Chromium (µg/L)	Dissolved Arsenic (µg/L)	Dissolved Barium (µg/L)	Dissolved Boron (mg/L)	Dissolved Calcium (mg/L)	Total Iron (mg/L)	Dissolved Iron (mg/L)	Dissolved Magnesium (mg/L)	Dissolved Manganese (mg/L)	Dissolved Molybdenum (µg/L)	Dissolved Potassium (mg/L)	Dissolved Selenium (µg/L)	Dissolved Sodium (mg/L)
MW-59-100	11/30/22	FD	2,300	2,500 J	0.41 J	–	–	--	–	–	–	0.00078	4.1	–	3.1	–
MW-59-100	12/08/20	FD	2,700	2,800	2.2	70	3.4 J	670 J	–	0.27 J	27 J	0.0013	4.7	–	4.1 J	1,400 J
MW-60-125	04/29/26	N	350	390	–	–	–	--	–	–	–	–	--	–	–	–
MW-60-125	01/29/26	N	230	400	–	–	–	--	–	–	–	–	--	–	–	–
MW-60-125	11/25/25	N	340	390	1.1	–	–	560	–	<0.02	29	0.035 J	19 J	38	5.2	1,500
MW-60-125	08/27/25	N	490	500	–	–	–	--	–	–	–	–	--	–	–	–
MW-60-125	05/29/25	N	170	140	–	–	–	--	–	–	–	–	--	–	–	–
MW-60-125	02/26/25	N	410	430	–	–	–	--	–	–	–	–	--	–	–	–
MW-60-125	10/28/24	N	340	360	1.7	–	–	--	–	–	–	0.0082	16	–	5.9	–
MW-60-125	08/19/24	N	83	140	–	–	–	--	–	–	–	–	--	–	–	–
MW-60-125	05/16/24	N	580	640	–	–	–	--	–	–	–	–	--	–	–	–
MW-60-125	02/20/24	N	480	490	–	–	–	--	–	–	–	–	--	–	–	–
MW-60-125	11/30/23	N	15	26	<0.1	–	–	--	–	–	–	0.037	18	–	6.5 J	–
MW-60-125	06/01/23	N	10	57	–	–	–	--	–	–	–	–	--	–	–	–
MW-60-125	11/29/22	N	36 J	70	<0.1	–	–	--	–	–	–	0.013 J	16	–	5	–
MW-60-125	06/16/22	N	270	260	–	–	–	--	–	–	–	–	--	–	–	–
MW-60-125	12/16/21	N	480	480	<0.1	–	–	--	–	–	–	0.0061	19	–	5.8	–
MW-60-125	05/27/21	N	390	390	<0.1 J	–	–	--	–	–	–	0.003	16	–	6.5	–
MW-60-125	10/01/20	N	580	570	<0.1	–	0.82	450 J	–	<0.02	–	0.005	18	–	6.5	1,300
MW-60-125	06/24/20	N	660	630	<0.1	–	–	--	–	–	–	0.0047	17	–	5.2	–
MW-60-125	05/16/24	FD	590	650	–	–	–	--	–	–	–	–	--	–	–	–
MW-60BR-245	05/28/26	N	46	47	–	–	–	--	–	–	–	–	--	–	–	–
MW-60BR-245	12/09/25	N	51	53	<0.1	–	–	330	–	0.096	3.7	0.0038	--	80	–	3,200
MW-60BR-245	05/29/25	N	48	49	–	–	–	--	–	–	–	–	--	–	–	–
MW-60BR-245	10/28/24	N	44	45	2.5	–	–	--	–	–	–	0.00062	--	–	–	–
MW-60BR-245	05/16/24	N	46	42	–	–	–	--	–	–	–	–	--	–	–	–
MW-60BR-245	11/29/23	N	44	43 J	<0.1	–	–	--	–	–	–	0.00092	--	–	–	–
MW-60BR-245	05/31/23	N	31	32 J	–	–	–	--	–	–	–	–	--	–	–	–
MW-60BR-245	11/29/22	N	14 J	13	<0.1	–	–	--	–	–	–	<0.0005 J	--	–	–	–
MW-60BR-245	06/16/22	N	10	10	–	–	–	--	–	–	–	–	--	–	–	–
MW-60BR-245	12/16/21	N	7.1	8.6	<0.1	–	–	--	–	–	–	0.0016	--	–	–	–
MW-60BR-245	08/26/21	N	5.5	5.5	<0.1 J	–	–	--	–	–	–	<0.0005	64	–	3.8	–
MW-60BR-245	05/27/21	N	9.4	8.9	<0.1 J	–	–	--	–	–	–	<0.0005	64	–	2.5	–
MW-60BR-245	02/18/21	N	22	23 J	5.6	–	–	--	–	–	–	0.0015	70	–	3.1	–
MW-60BR-245	12/17/20	N	16	15	<0.1	–	2.4	390	–	<0.1	7 J	0.0016	65	–	2.9	3,600 J
MW-60BR-245	09/30/20	N	21	22	<0.1	–	–	--	–	–	–	0.002	63	–	3.4 J	–
MW-60BR-245	02/20/20	N	52	44	6	–	–	--	–	–	–	0.007	57	–	3	–
MW-60BR-245	05/28/26	FD	48	46	–	–	–	--	–	–	–	–	--	–	–	–
MW-60BR-245	05/29/25	FD	48	51	–	–	–	--	–	–	–	–	--	–	–	–
MW-61-110	05/28/26	N	4.5	7.7	–	–	–	--	–	–	–	–	--	–	–	–
MW-61-110	11/25/25	N	<0.2	<1	1.7	–	–	130	–	0.041	4.3	0.8 J	30 J	15	<0.5	570
MW-61-110	05/29/25	N	110	130	–	–	–	--	–	–	–	–	--	–	–	–
MW-61-110	12/05/24	N	92	97	2.3	–	–	--	–	–	–	0.21	22	–	2.1	–
MW-61-110	05/16/24	N	220	230	–	–	–	--	–	–	–	–	--	–	–	–
MW-61-110	11/30/23	N	200	220	<0.1	–	–	--	–	–	–	0.31	23	–	1.8 J	–
MW-61-110	05/31/23	N	<1	<1 J	–	–	–	--	–	–	–	–	--	–	–	–
MW-61-110	11/29/22	N	63	66 J	2.9	–	–	--	–	–	–	0.57 J	20	–	0.87	–
MW-61-110	06/16/22	N	310	280	–	–	–	--	–	–	–	–	--	–	–	–
MW-61-110	12/10/21	N	370	390	<0.1	–	–	--	–	–	–	0.35	22	–	1.1	–
MW-61-110	05/27/21	N	160	150	<0.1 J	–	–	--	–	–	–	0.3	23	–	0.83	–
MW-61-110	12/04/20	N	430 J	440	<0.1	–	2.4 J	610	–	<0.1 J	26 J	0.24	22	–	1.3	2,700

Appendix B
January 2020 to June 2026 Analytical Results
Second Quarter 2026 Quarterly Progress Report
Pacific Gas and Electric Company, Topock Compressor Station, Needles, California

Monitoring Well ID	Sample Date	Sample Type	Hexavalent Chromium (µg/L)	Total Dissolved Chromium (µg/L)	Dissolved Arsenic (µg/L)	Dissolved Barium (µg/L)	Dissolved Boron (mg/L)	Dissolved Calcium (mg/L)	Total Iron (mg/L)	Dissolved Iron (mg/L)	Dissolved Magnesium (mg/L)	Dissolved Manganese (mg/L)	Dissolved Molybdenum (µg/L)	Dissolved Potassium (mg/L)	Dissolved Selenium (µg/L)	Dissolved Sodium (mg/L)
MW-61-110	11/29/22	FD	61	87 J	3.2	–	–	--	–	–	–	0.63 J	21	–	0.97	–
MW-62-065	05/28/26	N	420	500	–	–	–	--	–	–	–	–	--	–	–	–
MW-62-065	11/25/25	N	550	560	0.34	–	–	240	–	<0.02	32	0.0015 J	10 J	25	3.8	1,300
MW-62-065	08/26/25	N	490	470	–	–	–	--	–	–	–	–	--	–	–	–
MW-62-065	05/09/25	N	510	550	–	–	–	--	–	–	–	–	--	–	–	–
MW-62-065	02/24/25	N	500	540	–	–	–	--	–	–	–	–	--	–	–	–
MW-62-065	10/28/24	N	530	530	1.7	–	–	--	–	–	–	0.0055	11	–	4.1	–
MW-62-065	08/20/24	N	620	580	–	–	–	--	–	–	–	–	--	–	–	–
MW-62-065	05/09/24	N	600	630	–	–	–	--	–	–	–	–	--	–	–	–
MW-62-065	02/20/24	N	580	590	–	–	–	--	–	–	–	–	--	–	–	–
MW-62-065	11/29/23	N	590	600 J	<0.1	–	–	--	–	–	–	0.0025	11	–	4.1	–
MW-62-065	05/30/23	N	560	620	–	–	–	--	–	–	–	–	--	–	–	–
MW-62-065	11/28/22	N	580	590 J	0.92	–	–	--	–	–	–	0.0022 J	16	–	3.7 J	–
MW-62-065	06/09/22	N	650	660 J	–	–	–	--	–	–	–	–	--	–	–	–
MW-62-065	12/15/21	N	580	610	<0.1	–	–	--	–	–	–	<0.0005	11	–	3.4	–
MW-62-065	08/27/21	N	590	660	<0.1 J	–	–	--	–	–	–	0.0017	13	–	3.9	–
MW-62-065	05/27/21	N	670	640	<0.1 J	–	–	--	–	–	–	0.0011	12	–	4.1	–
MW-62-065	02/18/21	N	530	580 J	1.5	–	–	--	–	–	–	0.0034	14	–	3.8	–
MW-62-065	12/04/20	N	620	570	<0.1	–	0.88 J	180	–	<0.02 J	30 J	<0.0005	12	–	3.5	870
MW-62-065	09/30/20	N	590	610	<0.1	–	–	--	–	–	–	0.0033	13	–	4.7 J	–
MW-62-065	04/28/20	N	580	550	<0.1	–	–	--	–	–	–	0.0049	15	–	3.8	–
MW-62-065	02/19/20	N	480	460	0.13	–	–	--	–	–	–	0.0035	13	–	3.8	–
MW-62-065	08/27/21	FD	600	610	<0.1 J	–	–	--	–	–	–	0.0022	13	–	3.6	–
MW-62-110	05/28/26	N	<1	<1	–	–	–	--	–	–	–	–	--	–	–	–
MW-62-110	12/17/25	N	1.1	1.1	5.4	–	–	190	–	<0.02	9.8	0.15	46	32 J	0.8	1,900
MW-62-110	05/28/25	N	<1	<1	–	–	–	--	–	–	–	–	--	–	–	–
MW-62-110	10/29/24	N	<1	<1	7.4	–	–	--	–	–	–	0.17	47	–	<0.5 J	–
MW-62-110	05/14/24	N	<1	<1	–	–	–	--	–	–	–	–	--	–	–	–
MW-62-110	11/29/23	N	<1	1.1	4.5 J	–	–	--	–	–	–	0.26	58	–	1	–
MW-62-110	05/31/23	N	<1	<1 J	–	–	–	--	–	–	–	–	--	–	–	–
MW-62-110	11/29/22	N	<1	2.2 J	6.5	–	–	--	–	–	–	0.45 J	50	–	0.86	–
MW-62-110	06/22/22	N	<1	<1 J	–	–	–	--	–	–	–	–	--	–	–	–
MW-62-110	12/01/21	N	<1	<1	5.2	–	–	--	–	–	–	0.18	38	–	<0.5	–
MW-62-110	08/27/21	N	<1	<1	<0.1 J	–	–	--	–	–	–	0.15	56	–	<0.5	–
MW-62-110	06/08/21	N	<1	<1	<0.1 J	–	–	--	–	–	–	0.16 J	64	–	<0.5	–
MW-62-110	02/15/21	N	<0.2	<1	4.5 J	–	–	--	–	–	–	0.13	50	–	<0.5	–
MW-62-110	12/02/20	N	<0.2	<1	8.1	–	1.5	140	–	0.35	9.2	0.21	50	–	<0.5	1,600
MW-62-110	09/30/20	N	<1	<1	<0.1	–	–	--	–	–	–	0.14	47	–	<0.5	–
MW-62-110	04/29/20	N	<1	<1	2.9	–	–	--	–	–	–	0.13	71	–	<0.5	–
MW-62-110	02/18/20	N	<0.2	<1	5.7	–	–	--	–	–	–	0.15	49	–	<0.5	–
MW-62-190	05/28/26	N	<1	<1	–	–	–	--	–	–	–	–	--	–	–	–
MW-62-190	12/17/25	N	<1	<1	<0.1	–	–	300	–	<0.02	14	0.43	45	83	<0.5	3,600
MW-62-190	05/28/25	N	<1	<1	–	–	–	--	–	–	–	–	--	–	–	–
MW-62-190	10/29/24	N	1.1	<1	4.3	–	–	--	–	–	–	0.61	47	–	<0.5 J	–
MW-62-190	05/14/24	N	<1	<1	–	–	–	--	–	–	–	–	--	–	–	–
MW-62-190	11/29/23	N	<1	<1	<0.1 J	–	–	--	–	–	–	0.57	36	–	<0.5	–
MW-62-190	05/31/23	N	<1	<1 J	–	–	–	--	–	–	–	–	--	–	–	–
MW-62-190	11/29/22	N	<1	<1 J	4	–	–	--	–	–	–	0.48 J	35	–	<0.5	–
MW-62-190	06/22/22	N	<1	<1 J	–	–	–	--	–	–	–	–	--	–	–	–
MW-62-190	12/01/21	N	<1	<1	<0.1	–	–	--	–	–	–	0.57	29	–	<0.5	–
MW-62-190	06/08/21	N	<1	<1	<0.1 J	–	–	--	–	–	–	0.71 J	46	–	<0.5	–

Appendix B
January 2020 to June 2026 Analytical Results
Second Quarter 2026 Quarterly Progress Report
Pacific Gas and Electric Company, Topock Compressor Station, Needles, California

Monitoring Well ID	Sample Date	Sample Type	Hexavalent Chromium (µg/L)	Total Dissolved Chromium (µg/L)	Dissolved Arsenic (µg/L)	Dissolved Barium (µg/L)	Dissolved Boron (mg/L)	Dissolved Calcium (mg/L)	Total Iron (mg/L)	Dissolved Iron (mg/L)	Dissolved Magnesium (mg/L)	Dissolved Manganese (mg/L)	Dissolved Molybdenum (µg/L)	Dissolved Potassium (mg/L)	Dissolved Selenium (µg/L)	Dissolved Sodium (mg/L)
MW-62-190	12/02/20	N	<1	<1	3.4	–	2.9	290	–	1.40	18	0.9	43	–	<0.5	2,800
MW-62-190	04/29/20	N	<1	<1	<0.5	–	–	--	–	–	–	0.7	41	–	<2.5	–
MW-62-190	10/29/24	FD	<1	<1	4.1	–	–	--	–	–	–	0.61	47	–	<0.5 J	–
MW-62-190	04/29/20	FD	<1	<1	<0.5	–	–	--	–	–	–	0.72	40	–	<2.5	–
MW-63-065	05/28/26	N	<0.2	<1	–	–	–	--	–	–	–	–	--	–	–	–
MW-63-065	11/25/25	N	1.2	1.7	<0.1	–	–	170	–	<0.021	20	0.0038 J	16 J	20	0.96	1,400
MW-63-065	08/26/25	N	1.1	<1	–	–	–	--	–	–	–	–	--	–	–	–
MW-63-065	05/14/25	N	0.87	1	–	–	–	--	–	–	–	–	--	–	–	–
MW-63-065	02/27/25	N	1.1	1.4	–	–	–	--	–	–	–	–	--	–	–	–
MW-63-065	10/28/24	N	1.1	1.5	1.4	–	–	--	–	–	–	0.006	16	–	0.8	–
MW-63-065	08/20/24	N	1.8	2	–	–	–	--	–	–	–	–	--	–	–	–
MW-63-065	05/09/24	N	0.26	<1	–	–	–	--	–	–	–	–	--	–	–	–
MW-63-065	02/20/24	N	1.6	1.8	–	–	–	--	–	–	–	–	--	–	–	–
MW-63-065	11/29/23	N	1.7	2 J	<0.1	–	–	--	–	–	–	0.0073	16	–	0.82	–
MW-63-065	05/31/23	N	1.4	1.5 J	–	–	–	--	–	–	–	–	--	–	–	–
MW-63-065	11/29/22	N	1.5	1.5 J	1.4	–	–	--	–	–	–	0.0018 J	14	–	1	–
MW-63-065	06/09/22	N	1.1	2.2 J	–	–	–	--	–	–	–	–	--	–	–	–
MW-63-065	12/16/21	N	1.4	1.3	<0.1	–	–	--	–	–	–	<0.0005	16	–	0.74	–
MW-63-065	08/26/21	N	1.3	1.7	<0.1 J	–	–	--	–	–	–	0.0033	16	–	1.1	–
MW-63-065	05/27/21	N	1.2	3.3	<0.1 J	–	–	--	–	–	–	0.028	17	–	0.99	–
MW-63-065	02/18/21	N	1.2	3.1 J	1.6	–	–	--	–	–	–	0.006	17	–	0.93	–
MW-63-065	12/07/20	N	1.7	2.7 J	<0.1	–	0.77 J	150 J	–	0.034 J	23 J	0.0014	16 J	–	1.2 J	950 J
MW-63-065	09/30/20	N	1.3	2.3	<0.1	–	–	--	–	–	–	0.0017	17	–	1.3 J	–
MW-63-065	06/24/20	N	1.3	2.6	<0.1	–	–	--	–	–	–	0.01	15	–	0.89	–
MW-63-065	02/19/20	N	1.2	2.5	<0.1	–	–	--	–	–	–	0.014	18	–	0.89	–
MW-63-065	02/19/20	FD	1.2	2.8	<0.1	–	–	--	–	–	–	0.017	18	–	0.86	–
MW-64BR	05/26/26	N	<1	1.2	–	–	–	--	–	–	–	–	--	–	–	–
MW-64BR	12/16/25	N	<1	1.3	<0.1	–	–	240	–	0.039	15	2.10	4.7	47	<0.5	2,200
MW-64BR	08/28/25	N	<1	<1	–	–	–	--	–	–	–	–	--	–	–	–
MW-64BR	05/29/25	N	<1	<1	–	–	–	--	–	–	–	–	--	–	–	–
MW-64BR	02/26/25	N	<1	<1	–	–	–	--	–	–	–	–	--	–	–	–
MW-64BR	10/28/24	N	<1	<1	0.54	–	–	--	–	–	–	1.40	29	–	<0.5	–
MW-64BR	08/20/24	N	<1	<1	–	–	–	--	–	–	–	–	--	–	–	–
MW-64BR	05/16/24	N	<1	<1	–	–	–	--	–	–	–	–	--	–	–	–
MW-64BR	02/20/24	N	<1	<1	–	–	–	--	–	–	–	–	--	–	–	–
MW-64BR	11/29/23	N	<1	<1 J	<0.1	–	–	--	–	–	–	1.50	34	–	<0.5	–
MW-64BR	05/25/23	N	<1	<1	–	–	–	--	–	–	–	–	--	–	–	–
MW-64BR	11/29/22	N	<1	<1 J	<0.1 J	–	–	--	–	–	–	1.60 J	31	–	<0.5	–
MW-64BR	06/22/22	N	<1	<1 J	–	–	–	--	–	–	–	–	--	–	–	–
MW-64BR	12/16/21	N	<1	<1	<0.1	–	–	--	–	–	–	1	58	–	<0.5	–
MW-64BR	08/26/21	N	<1	<1	<0.1 J	–	–	--	–	–	–	0.97	60	–	<0.5	–
MW-64BR	05/27/21	N	<1	<1	<0.1 J	–	–	--	–	–	–	0.96	61	–	<0.5	–
MW-64BR	02/18/21	N	<1	<1 J	1.9	–	–	--	–	–	–	1	65	–	<0.5	–
MW-64BR	11/30/20	N	<1	<1	2.3	–	2 J	260 J	–	0.71 J	22 J	1	68	–	<0.5	2,600 J
MW-64BR	09/30/20	N	<1	<1	<0.1	–	–	--	–	–	–	1	66	–	<0.5	–
MW-64BR	05/01/20	N	<0.2	1.8	0.77	–	–	--	–	–	–	0.16	37	–	<0.5	–
MW-64BR	02/21/20	N	<1	<1	3.2	–	–	--	–	–	–	0.91	61	–	<0.5	–
MW-64BR	11/29/22	FD	<1	<1 J	0.92 J	–	–	--	–	–	–	1.40 J	28	–	<0.5	–
MW-65-160	05/27/26	N	290	290	–	–	–	290	–	–	41	–	24	18	8.6	630
MW-65-160	02/24/26	N	320	350	–	–	–	260	–	–	38	–	22	17	8.7	560
MW-65-160	12/17/25	N	310	310	0.38	–	–	290	–	<0.02	40	<0.0005	20	19 J	8.8	570

Appendix B
January 2020 to June 2026 Analytical Results
Second Quarter 2026 Quarterly Progress Report
Pacific Gas and Electric Company, Topock Compressor Station, Needles, California

Monitoring Well ID	Sample Date	Sample Type	Hexavalent Chromium (µg/L)	Total Dissolved Chromium (µg/L)	Dissolved Arsenic (µg/L)	Dissolved Barium (µg/L)	Dissolved Boron (mg/L)	Dissolved Calcium (mg/L)	Total Iron (mg/L)	Dissolved Iron (mg/L)	Dissolved Magnesium (mg/L)	Dissolved Manganese (mg/L)	Dissolved Molybdenum (µg/L)	Dissolved Potassium (mg/L)	Dissolved Selenium (µg/L)	Dissolved Sodium (mg/L)
MW-65-160	08/28/25	N	280	310	–	–	–	280	–	–	39	–	24	15	8.1	700
MW-65-160	05/22/25	N	300	330 J	–	–	–	280 J	–	–	41 J	–	22	15 J	9.6	560
MW-65-160	02/26/25	N	310	310	–	–	–	--	–	–	–	–	23	–	9.2	–
MW-65-160	11/21/24	N	290	280	1	–	–	--	–	–	–	0.0017	22	–	9	–
MW-65-160	08/22/24	N	300	280	–	–	–	--	–	–	–	–	24	–	9.6	–
MW-65-160	05/23/24	N	240	260	–	–	–	--	–	–	–	–	29	–	9.1	–
MW-65-160	02/19/24	N	290	290	–	–	–	--	–	–	–	–	23	–	9.6	–
MW-65-160	11/28/23	N	270	270	<0.1 J	–	–	--	–	–	–	<0.0005 J	24	–	9.3 J	–
MW-65-160	08/18/23	N	280	300	–	–	–	--	–	–	–	–	25	–	10	–
MW-65-160	05/30/23	N	280	320	–	–	–	--	–	–	–	–	26	–	10	–
MW-65-160	02/17/23	N	280	280	–	–	–	--	–	–	–	–	21	–	<0.5	–
MW-65-160	11/30/22	N	280	260 J	0.23	–	–	--	–	–	–	0.0096	22	–	9.8	–
MW-65-160	08/25/22	N	280	300	–	–	–	--	–	–	–	–	24	–	11	–
MW-65-160	06/21/22	N	270	330 J	–	–	–	--	–	–	–	–	25 J	–	9.4 J	–
MW-65-160	03/09/22	N	250	240	–	–	–	--	–	–	–	–	26	–	9.3	–
MW-65-160	12/08/21	N	300	310	<0.1	–	–	--	–	–	–	0.00097 J	23	–	10	–
MW-65-160	08/25/21	N	290	310	<0.1 J	–	–	--	–	–	–	0.00075	24	–	9.4	–
MW-65-160	05/27/21	N	270	260	<0.1 J	–	–	--	–	–	–	<0.0005	26	–	10	–
MW-65-160	02/16/21	N	240	250 J	0.84 J	–	–	--	–	–	–	0.0054	25	–	11	–
MW-65-160	12/03/20	N	210	240	<0.1	–	1.1	280	–	0.62	50	0.051	27	–	9 J	460
MW-65-160	09/29/20	N	240	240	0.35	–	–	--	–	–	–	0.029	26	–	9.7	–
MW-65-160	04/29/20	N	190	210	0.63	–	–	--	–	–	–	0.052	40	–	7.2	–
MW-65-160	02/20/20	N	250	250	0.34	–	–	--	–	–	–	0.00052	28	–	9.2	–
MW-65-225	05/27/26	N	250	250	–	–	–	540	–	–	31 J	–	29	42	2.5	2,800
MW-65-225	02/24/26	N	450	430	–	–	–	380	–	–	25	–	26	42	3.5	2,400
MW-65-225	12/17/25	N	480	500	<0.1	–	–	420	–	<0.02	27	0.0091	21	52	4	2,400
MW-65-225	08/28/25	N	450	470	–	–	–	330	–	–	24	–	21	26	4.4	1,800
MW-65-225	05/22/25	N	280	310 J	–	–	–	410 J	–	–	26 J	–	30	32 J	2.7	2,700
MW-65-225	02/26/25	N	480	450	–	–	–	--	–	–	–	–	20	–	6.2	–
MW-65-225	11/21/24	N	480	470	1.7	–	–	--	–	–	–	0.0032	20	–	5.4	–
MW-65-225	08/22/24	N	460	420	–	–	–	--	–	–	–	–	22	–	5.1	–
MW-65-225	05/23/24	N	270	270	–	–	–	--	–	–	–	–	34	–	3.3	–
MW-65-225	02/19/24	N	460	470	–	–	–	--	–	–	–	–	22	–	6.6	–
MW-65-225	11/28/23	N	450	440	<0.1 J	–	–	--	–	–	–	0.00083 J	22	–	6.7 J	–
MW-65-225	08/18/23	N	380	380	–	–	–	--	–	–	–	–	22	–	5.5	–
MW-65-225	05/30/23	N	210	240	–	–	–	--	–	–	–	–	22	–	4.4	–
MW-65-225	02/17/23	N	450	470	–	–	–	--	–	–	–	–	24	–	7.5 J	–
MW-65-225	11/30/22	N	440	510 J	0.94	–	–	--	–	–	–	0.0016	24	–	7.4	–
MW-65-225	08/25/22	N	430	510	–	–	–	--	–	–	–	–	28	–	5.8	–
MW-65-225	06/21/22	N	390	530 J	–	–	–	--	–	–	–	–	31 J	–	4.7 J	–
MW-65-225	03/09/22	N	350	340	–	–	–	--	–	–	–	–	32	–	4.6	–
MW-65-225	12/08/21	N	83	80	<0.1	–	–	--	–	–	–	0.043 J	50	–	1.8	–
MW-65-225	08/25/21	N	200	210	<0.1 J	–	–	--	–	–	–	0.0074	39	–	3	–
MW-65-225	05/27/21	N	460	430	<0.1 J	–	–	--	–	–	–	0.0007	22	–	6.7	–
MW-65-225	02/16/21	N	330	340 J	2.3 J	–	–	--	–	–	–	0.008	33	–	4.9	–
MW-65-225	12/03/20	N	360	350	<0.1	–	1.7	270	–	0.098	21	0.026	32	–	5.2 J	1,800
MW-65-225	09/29/20	N	260	250	<0.1	–	–	--	–	–	–	0.045	43	–	3.7	–
MW-65-225	04/29/20	N	280	260	<0.1	–	–	--	–	–	–	0.092	43	–	3.7	–
MW-65-225	02/20/20	N	460	470	0.34	–	–	--	–	–	–	0.0044	27	–	6.9	–
MW-65-225	06/21/22	FD	390	460 J	–	–	–	--	–	–	–	–	30 J	–	4.6 J	–
MW-65-225	03/09/22	FD	340	330	–	–	–	--	–	–	–	–	33	–	4.8	–

Appendix B
January 2020 to June 2026 Analytical Results
Second Quarter 2026 Quarterly Progress Report
Pacific Gas and Electric Company, Topock Compressor Station, Needles, California

Monitoring Well ID	Sample Date	Sample Type	Hexavalent Chromium (µg/L)	Total Dissolved Chromium (µg/L)	Dissolved Arsenic (µg/L)	Dissolved Barium (µg/L)	Dissolved Boron (mg/L)	Dissolved Calcium (mg/L)	Total Iron (mg/L)	Dissolved Iron (mg/L)	Dissolved Magnesium (mg/L)	Dissolved Manganese (mg/L)	Dissolved Molybdenum (µg/L)	Dissolved Potassium (mg/L)	Dissolved Selenium (µg/L)	Dissolved Sodium (mg/L)
MW-65-225	12/08/21	FD	83	81	<0.1	–	–	--	–	–	–	0.05 J	50	–	1.7	–
MW-66-165	05/26/26	N	340	340	–	–	–	--	–	–	–	–	4.1	–	14	–
MW-66-165	11/24/25	N	330	310	1.3	–	–	--	–	–	–	<0.0005	4	–	11	–
MW-66-165	05/22/25	N	340	360 J	–	–	–	--	–	–	–	–	3.9	–	16	–
MW-66-165	11/15/24	N	290	330	1.7	–	–	--	–	–	–	0.0032	3.9	–	10	–
MW-66-165	05/23/24	N	330	370	–	–	–	--	–	–	–	–	4.5	–	17	–
MW-66-165	11/28/23	N	220	210	0.73 J	–	–	--	–	–	–	0.0029 J	6.4	–	6.9 J	–
MW-66-165	06/01/23	N	330	390	–	–	–	--	–	–	–	–	5.4	–	14	–
MW-66-165	11/29/22	N	420	670 J	1.9	–	–	--	–	–	–	0.024 J	4.5	–	13	–
MW-66-165	06/06/22	N	380	410	–	–	–	--	–	–	–	–	5.8 J	–	17	–
MW-66-165	12/07/21	N	350	350	0.49 J	–	–	--	–	–	–	<0.0005 J	5.4	–	11	–
MW-66-165	09/24/21	N	360	410	<0.1 J	–	–	230 J	–	–	37 J	0.0048	6.7	13	17	490
MW-66-165	05/05/21	N	520	500 J	<0.1	–	–	240	–	–	–	0.0022	5.8	20 J	24	530
MW-66-165	02/16/21	N	400	400 J	–	–	–	--	–	–	–	–	6.4	–	20	–
MW-66-165	12/03/20	N	400	390	0.69 J	–	0.78	210	–	0.2 J	47 J	0.003	5.8	14 J	19	420 J
MW-66-165	04/29/20	N	530	520	0.39	–	–	--	–	–	–	0.0077	6.2	–	29	–
MW-66-165	12/03/20	FD	410	420	0.42	–	0.9	190	–	0.16	48	0.0031	5.5	–	19 J	390
MW-66-230	04/30/26	N	7,100	6,800	–	–	–	--	–	–	–	–	98	–	13	–
MW-66-230	11/24/25	N	7,100	7,800	2.8	–	–	--	–	–	–	0.00051	72	–	17	–
MW-66-230	05/22/25	N	6,700	6,900 J	–	–	–	--	–	–	–	–	65	–	16	–
MW-66-230	11/15/24	N	6,300	7,600	6.5	–	–	--	–	–	–	0.0013	71	–	19	–
MW-66-230	05/23/24	N	7,200	7,200	–	–	–	--	–	–	–	–	79	–	21	–
MW-66-230	11/28/23	N	8,400	7,200	<0.1 J	–	–	--	–	–	–	0.0014 J	77	–	22 J	–
MW-66-230	06/01/23	N	6,400	7,500	–	–	–	--	–	–	–	–	77	–	18	–
MW-66-230	11/29/22	N	7,000	6,500 J	13	–	–	--	–	–	–	0.024 J	93 J	–	15	–
MW-66-230	06/06/22	N	6,100	5,600	–	–	–	--	–	–	–	–	89 J	–	12	–
MW-66-230	12/07/21	N	5,000	5,200	8.9 J	–	–	--	–	–	–	0.0081 J	67	–	6.9	–
MW-66-230	09/24/21	N	4,800	5,400	3.4 J	–	–	570 J	–	–	5.3 J	0.014	76	56	7.1	5,200
MW-66-230	05/05/21	N	6,000	6,200 J	<0.1	–	–	96	–	–	–	0.012	74	57 J	7.6	5,300
MW-66-230	02/16/21	N	6,000	6,500 J	–	–	–	--	–	–	–	–	75	–	16	–
MW-66-230	12/03/20	N	6,500	6,400	8 J	–	3	350	–	<0.1 J	7.1 J	0.0013	72	68 J	12	4,000 J
MW-66-230	04/29/20	N	6,700	6,300	8.4	–	–	--	–	–	–	0.0023	79	–	17	–
MW-66-230	04/30/26	FD	7,200	6,700	–	–	–	--	–	–	–	–	92	–	13	–
MW-66-230	05/22/25	FD	6,600	6,900 J	–	–	–	--	–	–	–	–	65	–	14	–
MW-66-230	11/29/22	FD	7,000	7,000 J	12	–	–	--	–	–	–	0.019 J	73 J	–	12	–
MW-66-230	12/03/20	FD	6,300	6,500	8 J	–	2.7	360	–	<0.1 J	7.1 J	0.0014	75	–	12	3,500 J
MW-66-230	04/29/20	FD	6,600	6,600	8.7	–	–	--	–	–	–	0.0023	81	–	17	–
MW-66BR-270	05/26/26	N	<0.2	<1	–	–	–	--	–	–	–	–	--	–	–	–
MW-66BR-270	11/24/25	N	<0.2	<1.1	<0.1	–	–	--	–	–	–	0.54	--	–	–	–
MW-66BR-270	05/27/25	N	<1	<1	–	–	–	--	–	–	–	–	--	–	–	–
MW-66BR-270	11/15/24	N	0.3	<1	0.22	–	–	--	–	–	–	0.00068	12	–	<0.5	–
MW-66BR-270	05/23/24	N	<1	<1	–	–	–	--	–	–	–	–	--	–	–	–
MW-66BR-270	11/14/23	N	<1	<1	<0.1 J	–	–	--	–	–	–	0.38 J	--	–	–	–
MW-66BR-270	05/18/23	N	<1	<1	–	–	–	--	–	–	–	–	--	–	–	–
MW-66BR-270	11/29/22	N	<1	<1	<0.1	–	–	--	–	–	–	1.30	--	–	–	–
MW-66BR-270	06/06/22	N	<1	<1 J	–	–	–	--	–	–	–	–	--	–	–	–
MW-66BR-270	12/02/21	N	<1	1.9	<0.1	–	–	--	–	–	–	0.82	--	–	–	–
MW-66BR-270	10/08/21	N	<1	<1	0.11	–	–	280	–	–	18 J	0.04	12	38 J	<0.5	3,600
MW-66BR-270	05/05/21	N	<1	<1 J	<0.1	–	–	370	–	–	–	1	1.9	52 J	<0.5	4,700
MW-66BR-270	02/16/21	N	<1	<1	–	–	–	--	–	–	–	–	3.9	–	<0.5	–
MW-66BR-270	12/16/20	N	<1	1.2	<0.1	–	3	320	–	30	33 J	2.70	3.1	–	<0.5	3,500 J

Appendix B
January 2020 to June 2026 Analytical Results
Second Quarter 2026 Quarterly Progress Report
Pacific Gas and Electric Company, Topock Compressor Station, Needles, California

Monitoring Well ID	Sample Date	Sample Type	Hexavalent Chromium (µg/L)	Total Dissolved Chromium (µg/L)	Dissolved Arsenic (µg/L)	Dissolved Barium (µg/L)	Dissolved Boron (mg/L)	Dissolved Calcium (mg/L)	Total Iron (mg/L)	Dissolved Iron (mg/L)	Dissolved Magnesium (mg/L)	Dissolved Manganese (mg/L)	Dissolved Molybdenum (µg/L)	Dissolved Potassium (mg/L)	Dissolved Selenium (µg/L)	Dissolved Sodium (mg/L)
MW-66BR-270	06/24/20	N	<1	<1	<0.1	–	–	--	–	–	–	6.70	1.1	–	<0.5	–
MW-66BR-270	12/16/20	FD	<1	<1	<0.1	–	2.6	280	–	27 J	30 J	2.80	3	–	<0.5	3,600 J
MW-67-185	05/27/26	N	470	490	–	–	–	--	–	–	–	0.13	15	–	120	–
MW-67-185	02/24/26	N	250	230	–	–	–	--	–	–	–	0.19	31	–	65	–
MW-67-185	12/17/25	N	330	280	<0.5	–	–	--	–	–	–	0.094	14 J	–	110	–
MW-67-185	08/28/25	N	160	150	–	–	–	--	–	–	–	0.074	18	–	120	–
MW-67-185	05/21/25	N	85	92	–	–	–	--	–	–	–	0.53	18	–	130	–
MW-67-185	02/26/25	N	120	110	–	–	–	--	–	–	–	0.43	18	–	120	–
MW-67-185	11/21/24	N	<80	31	0.71	–	–	--	–	–	–	0.058	18	–	120	–
MW-67-185	08/22/24	N	<80	33	–	–	–	--	–	–	–	0.29	20	–	140	–
MW-67-185	05/23/24	N	<80	49	–	–	–	--	–	–	–	0.58	22	–	150	–
MW-67-185	01/11/24	N	240	260	–	–	–	--	–	–	–	0.13	19	–	130	–
MW-67-185	12/14/23	N	230	230	–	–	–	--	–	–	–	0.47	23	–	170	–
MW-67-185	11/30/23	N	120	98	<0.5	–	–	--	–	–	–	0.39	22	–	140 J	–
MW-67-185	10/13/23	N	150	63	–	–	–	--	–	–	–	0.76	26 J	–	150	–
MW-67-185	09/11/23	N	<80	73	–	–	–	--	–	–	–	0.067	22	–	120	–
MW-67-185	08/18/23	N	<80	59 J	–	–	–	--	–	–	–	0.78	23	–	130	–
MW-67-185	07/21/23	N	<80	84	–	–	–	--	–	–	–	0.96	21	–	150	–
MW-67-185	06/14/23	N	190	230	–	–	–	--	–	–	–	0.8	16	–	160	–
MW-67-185	05/30/23	N	<80	<5	–	–	–	--	–	–	–	1.10	21	–	160 J	–
MW-67-185	04/05/23	N	<80	120	–	–	–	--	–	–	–	0.86	22	–	160	–
MW-67-185	03/09/23	N	<80	17	–	–	–	--	–	–	–	0.86	19	–	130	–
MW-67-185	02/17/23	N	<80	9.5	–	–	–	--	–	–	–	0.83 J	35 J	–	200 J	–
MW-67-185	01/10/23	N	<80	<5	–	–	–	--	–	–	–	1.50	37	–	150	–
MW-67-185	12/07/22	N	<80	<5 J	–	–	–	--	–	–	–	1.20	33 J	–	160	–
MW-67-185	11/10/22	N	<80	120	<0.5	–	–	--	–	–	–	1.20	23	–	140	–
MW-67-185	10/13/22	N	150	180 J	–	–	–	--	–	–	–	1.40	24	–	180	–
MW-67-185	09/14/22	N	<80	<5	–	–	–	--	–	–	–	1.10	41	–	81	–
MW-67-185	08/18/22	N	<80	<5	–	–	–	--	–	–	–	0.8 J	39	–	87	–
MW-67-185	07/13/22	N	<80	37	–	–	–	--	–	–	–	1.10 J	34	–	94	–
MW-67-185	06/22/22	N	<40	<25 J	–	–	–	--	–	–	–	1.60 J	40 J	–	58	–
MW-67-185	05/20/22	N	<40	<5 J	–	–	–	--	–	–	–	1.30	42 J	–	51	–
MW-67-185	12/07/21	N	<100	<1	<0.1 J	–	–	--	–	–	–	2 J	47	–	26	–
MW-67-185	09/23/21	N	<100	<5 J	2.2 J	–	–	190 J	–	–	29	1.60	89 J	18	54	330
MW-67-185	05/04/21	N	2,000	2,000	<0.1	–	–	820	–	–	–	<0.0005	5.6	20	430	920 J
MW-67-185	02/16/21	N	640	690 J	–	–	–	--	–	–	–	–	60	–	250	–
MW-67-185	12/02/20	N	2,900	3,000	0.74	–	0.72	640	–	0.11	160	0.0027	14	–	330	420
MW-67-185	10/06/20	N	2,000	2,000	–	–	–	--	–	–	–	–	--	–	–	–
MW-67-185	04/30/20	N	2,000	2,000	<0.1	–	–	--	–	–	–	<0.0005	5.1	–	380	–
MW-67-185	05/23/24	FD	<80	40	–	–	–	--	–	–	–	0.58	21	–	140	–
MW-67-185	01/11/24	FD	240	260	–	–	–	--	–	–	–	0.13	19	–	130	–
MW-67-185	08/18/23	FD	<80	73 J	–	–	–	--	–	–	–	0.75	24	–	140	–
MW-67-185	05/30/23	FD	<80	<5	–	–	–	--	–	–	–	1	19	–	130 J	–
MW-67-185	02/17/23	FD	<80	9.6	–	–	–	--	–	–	–	1.10 J	27 J	–	160 J	–
MW-67-185	06/22/22	FD	<40	<25 J	–	–	–	--	–	–	–	1.70 J	42 J	–	64	–
MW-67-185	05/04/21	FD	2,000	1,900	<0.1	–	–	720	–	–	–	<0.0005	5.6	20	430	940 J
MW-67-225	05/27/26	N	1,900	2,100	–	–	–	--	–	–	–	–	68	–	24	–
MW-67-225	12/17/25	N	2,000	1,900	<0.1	–	–	--	–	–	–	0.00058	63	–	26	–
MW-67-225	05/21/25	N	1,600	1,600	–	–	–	--	–	–	–	–	67	–	23	–
MW-67-225	11/20/24	N	1,300	1,600	1.7	–	–	--	–	–	–	0.0022	63	–	24	–
MW-67-225	05/22/24	N	1,700	1,700	–	–	–	--	–	–	–	–	64	–	27	–

Appendix B
January 2020 to June 2026 Analytical Results
Second Quarter 2026 Quarterly Progress Report
Pacific Gas and Electric Company, Topock Compressor Station, Needles, California

Monitoring Well ID	Sample Date	Sample Type	Hexavalent Chromium (µg/L)	Total Dissolved Chromium (µg/L)	Dissolved Arsenic (µg/L)	Dissolved Barium (µg/L)	Dissolved Boron (mg/L)	Dissolved Calcium (mg/L)	Total Iron (mg/L)	Dissolved Iron (mg/L)	Dissolved Magnesium (mg/L)	Dissolved Manganese (mg/L)	Dissolved Molybdenum (µg/L)	Dissolved Potassium (mg/L)	Dissolved Selenium (µg/L)	Dissolved Sodium (mg/L)
MW-67-225	11/30/23	N	3,000	3,100	<0.1	–	–	--	–	–	–	0.0024	62	–	48 J	–
MW-67-225	05/31/23	N	3,300	4,000 J	–	–	–	--	–	–	–	–	62	–	60	–
MW-67-225	11/30/22	N	4,300	4,600 J	0.64	–	–	--	–	–	–	0.005	58	–	62	–
MW-67-225	06/21/22	N	3,400	3,100 J	–	–	–	--	–	–	–	–	65 J	–	50 J	–
MW-67-225	12/07/21	N	2,800	3,000	<0.1 J	–	–	--	–	–	–	0.0012 J	42	–	50	–
MW-67-225	09/24/21	N	2,100	2,400	<0.1 J	–	–	140 J	–	–	6.3 J	0.032	72	16	72	1,400
MW-67-225	05/04/21	N	3,400	3,400	0.81	–	–	150	–	–	–	0.0053	54	17	89	1,600 J
MW-67-225	02/16/21	N	4,100	3,500 J	–	–	–	--	–	–	–	–	88	–	92	–
MW-67-225	12/02/20	N	3,800	4,000	5	–	1.5	92	–	2.30	7.1	0.058	58	–	100	1,100
MW-67-225	04/30/20	N	3,000	3,200	1.3	–	–	--	–	–	–	0.0052	48	–	87	–
MW-67-225	12/17/25	FD	2,000	1,900	<0.1	–	–	--	–	–	–	0.00055	62	–	26	–
MW-67-225	11/20/24	FD	1,300	1,500	1.3	–	–	--	–	–	–	0.0021	61	–	24	–
MW-67-260	05/27/26	N	400	410	–	–	–	--	–	–	–	–	70	–	12	–
MW-67-260	12/17/25	N	700	660	<0.1	–	–	--	–	–	–	<0.0005	67	–	1.5	–
MW-67-260	05/21/25	N	480	520	–	–	–	--	–	–	–	–	65	–	0.91	–
MW-67-260	11/20/24	N	470	520	8.2	–	–	--	–	–	–	0.055	61	–	1.1	–
MW-67-260	05/22/24	N	600	630	–	–	–	--	–	–	–	–	67	–	1.2	–
MW-67-260	11/30/23	N	700	720	<0.1	–	–	--	–	–	–	0.009	61	–	1.4 J	–
MW-67-260	05/31/23	N	520	550 J	–	–	–	--	–	–	–	–	71	–	1.1	–
MW-67-260	11/30/22	N	620	750 J	3.2	–	–	--	–	–	–	<0.0005	76	–	1.5	–
MW-67-260	06/21/22	N	490	450 J	–	–	–	--	–	–	–	–	67 J	–	1.1 J	–
MW-67-260	12/07/21	N	810	760	<0.1 J	–	–	--	–	–	–	0.0017 J	60	–	1.4	–
MW-67-260	09/24/21	N	770	840	<0.1 J	–	–	340 J	–	–	0.11 J	0.00057	70	77	1.4	4,500
MW-67-260	05/04/21	N	920	940	<0.1	–	–	340	–	–	–	0.00072	63	67	1.4	4,400 J
MW-67-260	02/19/21	N	350	380	–	–	–	--	–	–	–	–	35	–	1.1	–
MW-67-260	12/02/20	N	250	250	1.6	–	0.68	370	–	0.18	<500	0.0015	24	–	1.1	1,100
MW-67-260	04/30/20	N	1,100	1,100	11	–	–	--	–	–	–	0.12	67	–	<2.5	–
MW-68-180	04/30/26	N	4,800	4,700	–	–	–	--	–	–	–	–	61	–	8.9	–
MW-68-180	01/29/26	N	21,000	21,000	–	–	–	--	–	–	–	–	47	–	15	–
MW-68-180	12/17/25	N	18,000	16,000	2	–	–	--	–	–	–	<0.0025	40	–	14	–
MW-68-180	08/28/25	N	11,000	11,000	–	–	–	--	–	–	–	–	40	–	9.2	–
MW-68-180	05/21/25	N	4,200	4,400	–	–	–	--	–	–	–	–	45	–	6.4	–
MW-68-180	02/26/25	N	27,000	28,000	–	–	–	--	–	–	–	–	44	–	17	–
MW-68-180	11/20/24	N	11,000	13,000	2.8	–	–	--	–	–	–	<0.0025	39	–	11	–
MW-68-180	08/22/24	N	6,000	5,600	–	–	–	--	–	–	–	–	40	–	7.5	–
MW-68-180	05/22/24	N	6,300	6,400	–	–	–	--	–	–	–	–	45	–	7.9	–
MW-68-180	01/11/24	N	16,000	15,000	–	–	–	--	–	–	–	–	47	–	–	–
MW-68-180	12/14/23	N	13,000	13,000	–	–	–	--	–	–	–	–	51	–	–	–
MW-68-180	11/30/23	N	26,000	28,000	1.8	–	–	--	–	–	–	<0.0025	46	–	19 J	–
MW-68-180	10/13/23	N	41,000	38,000	–	–	–	--	–	–	–	–	52 J	–	–	–
MW-68-180	09/11/23	N	4,700	5,100	–	–	–	--	–	–	–	–	42	–	–	–
MW-68-180	08/18/23	N	13,000	13,000	–	–	–	--	–	–	–	–	40	–	8.6	–
MW-68-180	07/21/23	N	2,300	2,200	–	–	–	--	–	–	–	–	40	–	–	–
MW-68-180	06/14/23	N	1,500	1,300	–	–	–	--	–	–	–	–	42	–	–	–
MW-68-180	05/30/23	N	1,800	1,800	–	–	–	--	–	–	–	–	46	–	6.7	–
MW-68-180	04/05/23	N	6,200	5,600	–	–	–	--	–	–	–	–	55	–	–	–
MW-68-180	03/09/23	N	31,000	31,000	–	–	–	--	–	–	–	–	45	–	–	–
MW-68-180	02/17/23	N	20,000	20,000	–	–	–	--	–	–	–	–	74	–	23 J	–
MW-68-180	01/10/23	N	20,000	21,000	–	–	–	--	–	–	–	–	52	–	–	–
MW-68-180	12/07/22	N	21,000	21,000 J	–	–	–	--	–	–	–	–	73 J	–	–	–
MW-68-180	11/10/22	N	19,000	19,000	2.1	–	–	--	–	–	–	<0.0025	56	–	20	–

Appendix B
January 2020 to June 2026 Analytical Results
Second Quarter 2026 Quarterly Progress Report
Pacific Gas and Electric Company, Topock Compressor Station, Needles, California

Monitoring Well ID	Sample Date	Sample Type	Hexavalent Chromium (µg/L)	Total Dissolved Chromium (µg/L)	Dissolved Arsenic (µg/L)	Dissolved Barium (µg/L)	Dissolved Boron (mg/L)	Dissolved Calcium (mg/L)	Total Iron (mg/L)	Dissolved Iron (mg/L)	Dissolved Magnesium (mg/L)	Dissolved Manganese (mg/L)	Dissolved Molybdenum (µg/L)	Dissolved Potassium (mg/L)	Dissolved Selenium (µg/L)	Dissolved Sodium (mg/L)
MW-68-180	10/13/22	N	39,000	40,000 J	–	–	–	--	–	–	–	–	49	–	–	–
MW-68-180	09/14/22	N	36,000	40,000	–	–	–	--	–	–	–	–	45	–	–	–
MW-68-180	08/18/22	N	28,000	31,000	–	–	–	--	–	–	–	–	64	–	28	–
MW-68-180	07/13/22	N	5,000	4,900	–	–	–	--	–	–	–	–	45	–	–	–
MW-68-180	06/14/22	N	3,300	4,000 J	–	–	–	--	–	–	–	–	46 J	–	5.9	–
MW-68-180	05/20/22	N	4,500	4,100 J	–	–	–	--	–	–	–	–	42 J	–	–	–
MW-68-180	04/14/22	N	6,700	7,700 J	–	–	–	--	–	–	–	–	36 J	–	–	–
MW-68-180	03/09/22	N	34,000	37,000	–	–	–	--	–	–	–	–	53	–	17	–
MW-68-180	12/07/21	N	26,000	28,000	1.9 J	–	–	--	–	–	–	<0.0005 J	50	–	15	–
MW-68-180	11/02/21	N	34,000	–	–	–	–	--	–	–	–	–	--	–	–	–
MW-68-180	10/07/21	N	49,000	–	–	–	–	--	–	–	–	–	--	–	–	–
MW-68-180	09/23/21	N	46,000	56,000 J	1 J	–	–	680 J	–	–	65	<0.0005	58 J	18	25	680
MW-68-180	09/09/21	N	48,000	60,000	1	–	–	--	–	–	–	0.0014	55	–	25	–
MW-68-180	08/16/21	N	47,000	–	–	–	–	--	–	–	–	–	--	–	–	–
MW-68-180	07/27/21	N	65,000	–	–	–	–	--	–	–	–	–	--	–	–	–
MW-68-180	06/28/21	N	62,000	–	–	–	–	--	–	–	–	–	--	–	–	–
MW-68-180	05/04/21	N	37,000	37,000	2	–	–	420	–	–	–	<0.0005	46	13	14	550 J
MW-68-180	02/19/21	N	63,000	66,000	3.2	–	–	--	–	–	–	<0.0005	53	–	23	–
MW-68-180	12/16/20	N	61,000	66,000	3.1	–	0.68	590	–	0.1 J	62 J	0.00079	53	17 J	22	740 J
MW-68-180	09/29/20	N	54,000	51,000	2.4	–	–	--	–	–	–	0.0069	57	–	28	–
MW-68-180	04/30/20	N	41,000	43,000	1.8	–	–	--	–	–	–	0.0096	53	–	21	–
MW-68-180	02/20/20	N	25,000	27,000	1.8	–	–	--	–	–	–	0.0061	63	–	15	–
MW-68-180	04/30/26	FD	4,900	5,100	–	–	–	--	–	–	–	–	62	–	9.1	–
MW-68-180	05/21/25	FD	4,100	4,400	–	–	–	--	–	–	–	–	47	–	6.7	–
MW-68-180	06/14/22	FD	3,300	3,800 J	–	–	–	--	–	–	–	–	46 J	–	5.5	–
MW-68-180	12/16/20	FD	61,000	63,000	3.1	–	<500	580	–	<0.1 J	60 J	0.0028	54	18 J	24	740
MW-68-240	04/30/26	N	1,800	1,600	–	–	–	--	–	–	–	–	29	–	5.6	–
MW-68-240	12/17/25	N	1,800	1,700	<0.1	–	–	--	–	–	–	0.022	22	–	3.9	–
MW-68-240	05/21/25	N	1,800	1,900	–	–	–	--	–	–	–	–	22	–	3.8	–
MW-68-240	11/20/24	N	1,600	2,100	1.8	–	–	--	–	–	–	0.025	22	–	4	–
MW-68-240	05/22/24	N	1,800	1,900	–	–	–	--	–	–	–	–	24	–	3.7	–
MW-68-240	12/01/23	N	1,900	2,200	<0.1 J	–	–	--	–	–	–	0.02	23	–	3.8	–
MW-68-240	05/31/23	N	1,700	2,000 J	–	–	–	--	–	–	–	–	22	–	3.5	–
MW-68-240	11/30/22	N	1,800	2,000 J	<0.1	–	–	--	–	–	–	0.035	20	–	4	–
MW-68-240	06/14/22	N	2,100	2,400 J	–	–	–	--	–	–	–	–	22 J	–	4.1	–
MW-68-240	12/07/21	N	1,900	2,000	<0.1 J	–	–	--	–	–	–	0.012 J	25	–	3.9	–
MW-68-240	09/23/21	N	1,800	2,000 J	<0.1 J	–	–	660 J	–	–	19	0.018	28 J	43	4.4	4,300
MW-68-240	05/04/21	N	2,000	2,000	<0.1	–	–	590	–	–	–	0.023	24	38	4.1	4,200 J
MW-68-240	02/19/21	N	1,900	2,000	–	–	–	--	–	–	–	–	24	–	5	–
MW-68-240	12/16/20	N	2,000	2,000	1.7	–	2.2	420	–	<0.02 J	21 J	0.02	24	46 J	3.8	2,400
MW-68-240	04/30/20	N	2,000	2,000	<0.5	–	–	--	–	–	–	0.017	22	–	3.7	–
MW-68-240	12/07/21	FD	1,900	1,900	<0.1 J	–	–	--	–	–	–	0.012 J	24	–	3.4	–
MW-68-240	02/19/21	FD	1,900	2,000	–	–	–	--	–	–	–	–	24	–	4.2	–
MW-68-240	12/16/20	FD	2,000	1,900	1.9	–	2.3	440 J	–	<0.02 J	22 J	0.019	24	43 J	3.3	3,300
MW-68BR-280	05/27/26	N	<1	<1	–	–	–	--	–	–	–	–	--	–	–	–
MW-68BR-280	12/17/25	N	<1	<1	<0.1	–	–	--	–	–	–	0.012	--	–	–	–
MW-68BR-280	05/21/25	N	<1	<1	–	–	–	--	–	–	–	–	--	–	–	–
MW-68BR-280	11/20/24	N	<1	<1	0.74	–	–	--	–	–	–	0.031	--	–	–	–
MW-68BR-280	05/22/24	N	<1	<1	–	–	–	--	–	–	–	–	--	–	–	–
MW-68BR-280	11/30/23	N	<1	<1	<0.1	–	–	--	–	–	–	0.045	--	–	–	–
MW-68BR-280	05/31/23	N	<1	<1 J	–	–	–	--	–	–	–	–	--	–	–	–

Appendix B
January 2020 to June 2026 Analytical Results
Second Quarter 2026 Quarterly Progress Report
Pacific Gas and Electric Company, Topock Compressor Station, Needles, California

Monitoring Well ID	Sample Date	Sample Type	Hexavalent Chromium (µg/L)	Total Dissolved Chromium (µg/L)	Dissolved Arsenic (µg/L)	Dissolved Barium (µg/L)	Dissolved Boron (mg/L)	Dissolved Calcium (mg/L)	Total Iron (mg/L)	Dissolved Iron (mg/L)	Dissolved Magnesium (mg/L)	Dissolved Manganese (mg/L)	Dissolved Molybdenum (µg/L)	Dissolved Potassium (mg/L)	Dissolved Selenium (µg/L)	Dissolved Sodium (mg/L)
MW-68BR-280	11/30/22	N	<1	<1 J	<0.1	–	–	--	–	–	–	0.053	--	–	–	–
MW-68BR-280	06/14/22	N	<1	<1 J	–	–	–	--	–	–	–	–	--	–	–	–
MW-68BR-280	12/02/21	N	<1	<1	<0.1 J	–	–	--	–	–	–	0.06	--	–	–	–
MW-68BR-280	09/23/21	N	<1	<1 J	<0.1 J	–	–	340 J	–	–	2.7	0.068	27 J	47	<0.5	5,900
MW-68BR-280	05/04/21	N	<1	1.3	<0.1	–	–	410	–	–	–	0.055	24	44	<0.5	5,400 J
MW-68BR-280	02/19/21	N	<1	<1	–	–	–	--	–	–	–	–	20	–	<0.5	–
MW-68BR-280	12/16/20	N	<1	<1	0.35	–	2.2	370	–	0.03 J	3.4 J	0.059	17 J	51 J	<0.5	3,800 J
MW-68BR-280	04/30/20	N	<1	<1	0.36	–	–	--	–	–	–	0.11	13	–	<2.5	–
MW-68BR-280	12/16/20	FD	<1	1.4	0.46	–	2.5	400	–	0.027 J	3.7 J	0.06	18 J	53 J	<0.5	4,700
MW-69-195	05/27/26	N	280	260	–	–	–	--	–	–	–	–	50	–	12	–
MW-69-195	02/24/26	N	320	300	–	–	–	--	–	–	–	–	57	–	13	–
MW-69-195	12/17/25	N	180	150	1.4	–	–	--	–	–	–	0.058	49	–	12	–
MW-69-195	08/28/25	N	310	330	–	–	–	--	–	–	–	–	55	–	12	–
MW-69-195	05/22/25	N	340	390 J	–	–	–	--	–	–	–	–	48	–	14	–
MW-69-195	02/26/25	N	220	140	–	–	–	--	–	–	–	–	59	–	13	–
MW-69-195	11/20/24	N	55	180	2.2	–	–	--	–	–	–	0.052	54	–	13	–
MW-69-195	08/22/24	N	240	200	–	–	–	--	–	–	–	–	53	–	14	–
MW-69-195	05/22/24	N	6.7	11	–	–	–	--	–	–	–	–	67	–	4.6	–
MW-69-195	02/19/24	N	42	32	–	–	–	--	–	–	–	–	62	–	4.4	–
MW-69-195	11/28/23	N	190	170	1 J	–	–	--	–	–	–	0.0057 J	53	–	14 J	–
MW-69-195	08/17/23	N	240	250	–	–	–	--	–	–	–	–	52	–	15	–
MW-69-195	05/30/23	N	53	40	–	–	–	--	–	–	–	–	67	–	6.4	–
MW-69-195	02/17/23	N	280	300	–	–	–	--	–	–	–	–	55	–	13 J	–
MW-69-195	11/30/22	N	140	110 J	1.9	–	–	--	–	–	–	0.012	57	–	5.7	–
MW-69-195	08/25/22	N	120	100	–	–	–	--	–	–	–	–	61	–	6.1	–
MW-69-195	06/20/22	N	360	370 J	–	–	–	--	–	–	–	–	54 J	–	9.4 J	–
MW-69-195	03/09/22	N	430	450	–	–	–	--	–	–	–	–	59	–	12	–
MW-69-195	12/08/21	N	410	390	0.86	–	–	--	–	–	–	0.0021 J	54	–	11	–
MW-69-195	08/26/21	N	480	460	1.2 J	–	–	--	–	–	–	0.0022	62	–	11	–
MW-69-195	05/27/21	N	610	650	0.61 J	–	–	--	–	–	–	0.0014	66	–	12	–
MW-69-195	02/15/21	N	29	59	2.8	–	–	--	–	–	–	0.0068	67	–	8.3	–
MW-69-195	12/03/20	N	6	9.4	1.7	–	1.1	79	–	0.49	12	0.023	70	–	6 J	360
MW-69-195	09/29/20	N	350	380	3.3	–	–	--	–	–	–	0.16	58	–	10	–
MW-69-195	05/01/20	N	170	170	1.6	–	–	--	–	–	–	0.012 J	53	–	7	–
MW-69-195	02/25/20	N	150	140	2	–	–	--	–	–	–	0.0065	68	–	7.9	–
MW-69-195	02/24/26	FD	330	310	–	–	–	--	–	–	–	–	50	–	12	–
MW-69-195	08/28/25	FD	310	340	–	–	–	--	–	–	–	–	56	–	12	–
MW-69-195	06/20/22	FD	360	370 J	–	–	–	--	–	–	–	–	52 J	–	8.6 J	–
MW-69-195	05/27/21	FD	610	630	0.73 J	–	–	--	–	–	–	0.0013	64	–	12	–
MW-69-195	02/15/21	FD	27	59	2.8	–	–	--	–	–	–	0.007	68	–	7.8	–
MW-69-195	05/01/20	FD	180	170	1.6	–	–	--	–	–	–	0.0092 J	52	–	7.2	–
MW-70-105	04/28/26	N	210	260	–	–	–	--	–	–	–	–	45	–	7.8	–
MW-70-105	12/09/25	N	200	190	3.2	–	–	--	–	–	–	0.0034	42	–	6.3	–
MW-70-105	05/15/25	N	180	200	–	–	–	--	–	–	–	–	42	–	5.5	–
MW-70-105	12/02/24	N	190	170	4.5	–	–	--	–	–	–	0.0032 J	43	–	5.8	–
MW-70-105	05/22/24	N	170	190	–	–	–	--	–	–	–	–	52	–	5.9	–
MW-70-105	11/29/23	N	210	200	2.9 J	–	–	--	–	–	–	0.0038	47	–	5.3	–
MW-70-105	05/26/23	N	200	230	–	–	–	--	–	–	–	–	56 J	–	5.2	–
MW-70-105	11/28/22	N	180	170 J	2.5	–	–	--	–	–	–	0.002 J	49	–	4.7 J	–
MW-70-105	06/21/22	N	110	110 J	–	–	–	--	–	–	–	–	69 J	–	4 J	–
MW-70-105	12/09/21	N	210	220	3 J	–	–	--	–	–	–	0.0028	62	–	4.5	–

Appendix B
January 2020 to June 2026 Analytical Results
Second Quarter 2026 Quarterly Progress Report
Pacific Gas and Electric Company, Topock Compressor Station, Needles, California

Monitoring Well ID	Sample Date	Sample Type	Hexavalent Chromium (µg/L)	Total Dissolved Chromium (µg/L)	Dissolved Arsenic (µg/L)	Dissolved Barium (µg/L)	Dissolved Boron (mg/L)	Dissolved Calcium (mg/L)	Total Iron (mg/L)	Dissolved Iron (mg/L)	Dissolved Magnesium (mg/L)	Dissolved Manganese (mg/L)	Dissolved Molybdenum (µg/L)	Dissolved Potassium (mg/L)	Dissolved Selenium (µg/L)	Dissolved Sodium (mg/L)
MW-70-105	05/17/21	N	150	140	2.7	–	–	--	–	–	–	0.035	86	–	3.3	–
MW-70-105	02/15/21	N	140	150	–	–	–	--	–	–	–	–	79	–	3.3	–
MW-70-105	11/30/20	N	150	150	4.3	–	0.95 J	72 J	–	<0.02	11 J	0.048	84	–	3.2	500 J
MW-70BR-225	04/29/26	N	930	980	–	–	–	--	–	–	–	–	27	–	3.2	–
MW-70BR-225	01/28/26	N	950	1,100	–	–	–	--	–	–	–	–	--	–	–	–
MW-70BR-225	12/16/25	N	1,200	1,200	<0.1	–	–	660	–	<0.02	24	0.0049	19	43	2.3	2,300
MW-70BR-225	08/26/25	N	930	980	–	–	–	--	–	–	–	–	--	–	–	–
MW-70BR-225	05/15/25	N	1,000	1,200	–	–	–	--	–	–	–	–	19	–	2.2	–
MW-70BR-225	02/25/25	N	1,100	1,100	–	–	–	--	–	–	–	–	--	–	–	–
MW-70BR-225	11/13/24	N	890	1,000	1.3	–	–	--	–	–	–	0.017	20	–	2.2	–
MW-70BR-225	08/13/24	N	1,000	940	–	–	–	--	–	–	–	–	--	–	–	–
MW-70BR-225	05/22/24	N	1,000	1,200	–	–	–	--	–	–	–	–	20	–	2.2	–
MW-70BR-225	02/20/24	N	1,100	1,100	–	–	–	--	–	–	–	–	--	–	–	–
MW-70BR-225	11/29/23	N	1,000	1,200	<0.1 J	–	–	--	–	–	–	0.016	23	–	2.2	–
MW-70BR-225	05/26/23	N	1,100	1,200	–	–	–	--	–	–	–	–	19 J	–	2.5	–
MW-70BR-225	11/28/22	N	1,400	1,500 J	<0.1	–	–	--	–	–	–	0.0071 J	19	–	2.4 J	–
MW-70BR-225	06/21/22	N	1,400	1,300 J	–	–	–	--	–	–	–	–	17 J	–	2.2 J	–
MW-70BR-225	12/09/21	N	1,400	1,400	<0.1 J	–	–	--	–	–	–	0.014	19	–	2.2	–
MW-70BR-225	05/17/21	N	1,200	1,200	<0.1	–	–	--	–	–	–	0.014	21	–	2.3	–
MW-70BR-225	11/30/20	N	1,300	1,300	1.7	–	1.8 J	600 J	–	<0.02	32 J	0.0071	19	–	2.2	2,000 J
MW-70BR-287	04/29/26	N	490	560	–	–	–	--	–	–	–	–	--	–	–	–
MW-70BR-287	12/16/25	N	510	490	<0.1	–	–	--	–	–	–	<0.0005	--	–	–	–
MW-70BR-287	05/15/25	N	480	580	–	–	–	--	–	–	–	–	--	–	–	–
MW-70BR-287	11/13/24	N	450	510	0.56	–	–	--	–	–	–	0.00059	--	–	–	–
MW-70BR-287	05/22/24	N	450	440	–	–	–	--	–	–	–	–	--	–	–	–
MW-70BR-287	11/29/23	N	440	440	<0.1 J	–	–	--	–	–	–	0.0022	--	–	–	–
MW-70BR-287	05/26/23	N	360	370	–	–	–	--	–	–	–	–	--	–	–	–
MW-70BR-287	11/28/22	N	360	520 J	<0.1	–	–	--	–	–	–	0.00098 J	--	–	–	–
MW-70BR-287	06/21/22	N	380	430 J	–	–	–	--	–	–	–	–	--	–	–	–
MW-70BR-287	12/09/21	N	350	340	<0.1 J	–	–	--	–	–	–	<0.0005	--	–	–	–
MW-70BR-287	08/19/21	N	280	310	<0.1	63 J	1.7	470 J	0.074 J	<0.02	2 J	0.0011	52	38	1	3,800 J
MW-70BR-287	05/17/21	N	220	200	<0.1	80	1.9	530	0.08	<0.02	0.56	0.0024	52	42 J	1.1	4,000 J
MW-70BR-287	02/15/21	N	160	150	<0.1 J	93	1.7	310	0.12 J	0.03	3.5	0.0015 J	52 J	49 J	1.3	2,700
MW-70BR-287	01/25/21	N	100	100	<0.1 J	100	1.9	360 J	0.41	0.05 J	6.5	0.0047	50	47 J	1.6	2,600 J
MW-70BR-287	12/02/20	N	120	110	2.1	140	2.4 J	340 J	2	<0.02	11 J	0.047	56	43 J	1.1	2,700
MW-70BR-287	11/18/20	N	270	240 J	<0.1	86	2.5	350 J	0.3	<0.02	1.8	0.0031	52	48	1.1	3,300
MW-70BR-287	11/18/20	N	270	240 J	<0.1	80	2.5	330 J	0.46	<0.02	2.2	0.0021	53	48	1.1	3,300
MW-70BR-287	11/18/20	N	240	200 J	<0.1	120	2.4	330 J	4.20	<0.02	7.9	0.015	54	47	1.2	3,200
MW-70BR-287	09/28/20	N	290	290	2.3 J	94	2.6 J	470 J	1.40 J	0.2 J	0.73 J	0.0069	55	43	1.4	3,000
MW-70BR-287	08/21/20	N	330 J	310	<0.1	88	1.6	580	0.31	0.04	12	0.088	47	43	1.5	3,000
MW-70BR-287	08/21/20	N	370	330	<0.1	83	1.8	520	0.54	<0.02	4.6	0.021	55	43	1.3	3,200
MW-70BR-287	08/21/20	N	350	330	<0.1	88	1.7	530	0.82	0.071	2.5	0.0039	59	43	1.2	3,300
MW-70BR-287	07/24/20	N	11	76	–	–	–	--	–	–	–	–	--	–	–	–
MW-70BR-287	07/24/20	N	3.2	21	–	–	–	--	–	–	–	–	--	–	–	–
MW-70BR-287	07/24/20	N	<1	9.3	–	–	–	--	–	–	–	–	--	–	–	–
MW-70BR-287	02/15/21	FD	160	150	<0.1 J	85	1.6	350	0.15 J	0.082	3.8	0.0014 J	48 J	50 J	1.4	2,900
MW-71-035	06/11/26	N	4.8	–	2	45	–	--	–	<0.02	–	0.0045	--	–	–	–
MW-71-035	05/12/26	N	1.7	1.9	<0.1	46	–	--	–	0.042	–	0.047	31	–	4.7	–
MW-71-035	04/14/26	N	2.8	–	<0.1	45	–	--	–	<0.02	–	0.01	--	–	–	–
MW-71-035	03/10/26	N	2	–	<0.1	49	–	--	–	0.1	–	0.054	--	–	–	–
MW-71-035	02/11/26	N	3.5	3.3	<0.1 J	42 J	–	--	–	<0.02 J	–	0.014	30 J	–	4.9 J	–

Appendix B
January 2020 to June 2026 Analytical Results
Second Quarter 2026 Quarterly Progress Report
Pacific Gas and Electric Company, Topock Compressor Station, Needles, California

Monitoring Well ID	Sample Date	Sample Type	Hexavalent Chromium (µg/L)	Total Dissolved Chromium (µg/L)	Dissolved Arsenic (µg/L)	Dissolved Barium (µg/L)	Dissolved Boron (mg/L)	Dissolved Calcium (mg/L)	Total Iron (mg/L)	Dissolved Iron (mg/L)	Dissolved Magnesium (mg/L)	Dissolved Manganese (mg/L)	Dissolved Molybdenum (µg/L)	Dissolved Potassium (mg/L)	Dissolved Selenium (µg/L)	Dissolved Sodium (mg/L)
MW-71-035	01/14/26	N	3.7	--	<0.1	34	--	--	--	<0.02	--	0.0037	--	--	--	--
MW-71-035	12/10/25	N	2.2	--	<0.1	41	--	--	--	<0.02	--	0.024	--	--	--	--
MW-71-035	11/12/25	N	2.3	2.8	<0.1	31	--	--	--	<0.02	--	0.019 J	28 J	--	6	--
MW-71-035	10/21/25	N	0.4	--	<0.1	34	--	--	--	0.046 J	--	0.041	--	--	--	--
MW-71-035	09/11/25	N	2.6	--	0.26	27	--	--	--	0.033	--	0.014	--	--	--	--
MW-71-035	08/14/25	N	3.2	3.2	<0.1	28 J	--	--	--	<0.02 J	--	0.0095	28 J	--	5.5	--
MW-71-035	07/17/25	N	3.6	--	0.59 J	34	--	--	--	0.021	--	0.013	--	--	--	--
MW-71-035	06/11/25	N	1.6	--	<0.1	37	--	--	--	<0.02	--	0.019 J	--	--	--	--
MW-71-035	05/07/25	N	1.1	1.7	<0.1	43 J	--	--	--	<0.02	--	0.032	26	--	2.9	--
MW-71-035	04/10/25	N	4.8	--	<0.1 J	38	--	--	--	<0.02	--	0.0075	--	--	--	--
MW-71-035	03/13/25	N	3.6	--	<0.1	35	--	--	--	<0.02	--	0.01	--	--	--	--
MW-71-035	02/13/25	N	1.8	1.8	<0.1	36	--	--	--	0.027	--	0.014	22	--	5.9	--
MW-71-035	01/15/25	N	1.3	--	0.96	40	--	--	--	0.087	--	0.022	--	--	--	--
MW-71-035	12/10/24	N	2.1	--	1.2	35	--	--	--	<0.022	--	0.044	--	--	--	--
MW-71-035	11/11/24	N	1.7	2.5	1.5	43	--	--	--	<0.02	--	0.013	25	--	5.3	--
MW-71-035	10/10/24	N	2	--	1.6	45	--	--	--	<0.02	--	0.0049	--	--	--	--
MW-71-035	09/12/24	N	3.9	--	2.5	52	--	--	--	0.021	--	0.0032	--	--	--	--
MW-71-035	08/08/24	N	2.3	2.4	1.5	40	--	--	--	<0.02	--	0.019	28	--	4.9	--
MW-71-035	07/18/24	N	0.22	--	<0.1	40	--	--	--	0.03 J	--	0.023	--	--	--	--
MW-71-035	06/13/24	N	1.4	--	1.4	53	--	--	--	<0.02	--	0.024 J	--	--	--	--
MW-71-035	05/10/24	N	7	7.1	<0.1	50	--	--	--	<0.02	--	0.0045	26	--	5.4	--
MW-71-035	04/11/24	N	1.2	--	<0.1	44	--	--	--	<0.02	--	0.017	--	--	--	--
MW-71-035	03/14/24	N	1.1	--	<0.1	44	--	--	--	0.061	--	0.029	--	--	--	--
MW-71-035	02/08/24	N	<1	<1	<0.1 J	52	--	--	--	0.098	--	0.1 J	23	--	1.1	--
MW-71-035	01/11/24	N	<0.2	--	<0.1	35	--	--	--	<0.02	--	0.031	--	--	--	--
MW-71-035	12/13/23	N	0.8	--	<0.1 J	32 J	--	--	--	<0.02	--	0.018 J	--	--	--	--
MW-71-035	11/07/23	N	<0.2	<1	<0.1 J	43	--	--	--	0.079	--	0.094	21	--	1.2	--
MW-71-035	10/10/23	N	0.56	--	<0.1	38	--	--	--	0.031	--	0.024	--	--	--	--
MW-71-035	09/14/23	N	0.47	--	<0.1	36	--	--	--	<0.02	--	0.0092	--	--	--	--
MW-71-035	08/09/23	N	0.67	<1 J	<0.1	38 J	--	--	--	0.054	--	0.083 J	22	--	1.8	--
MW-71-035	07/20/23	N	<1	--	<0.1	48	--	--	--	0.29 J	--	0.094	--	--	--	--
MW-71-035	06/14/23	N	<1	--	<0.1	45	--	--	--	0.025	--	0.067	--	--	--	--
MW-71-035	05/10/23	N	0.44	1.1	1.4	27	--	--	--	<0.02	--	0.016	42 J	--	3.5	--
MW-71-035	04/05/23	N	1.2 J	--	2.1 J	42 J	--	--	--	0.36 J	--	0.016 J	--	--	--	--
MW-71-035	03/09/23	N	<1	--	<0.1	39	--	--	--	0.028 J	--	0.023 J	--	--	--	--
MW-71-035	02/15/23	N	<1	<1	<0.1	46	--	--	--	0.19 J	--	0.22	19 J	--	0.64 J	--
MW-71-035	01/11/23	N	2.3	--	<0.1	40	--	--	--	0.035 J	--	0.1	--	--	2.7	--
MW-71-035	12/07/22	N	<1	--	<0.1 J	42	--	--	--	0.07 J	--	0.23	--	--	--	--
MW-71-035	11/10/22	N	<1	<1	<0.1	43	--	--	--	0.058	--	0.35	16	--	1.5	--
MW-71-035	10/12/22	N	<1	--	<0.1	50 J	--	--	--	<0.02	--	0.12 J	--	--	--	--
MW-71-035	09/15/22	N	5.6	--	<0.1	41	--	--	--	<0.02	--	0.44	--	--	--	--
MW-71-035	08/12/22	N	<1	<1	<0.1 J	52	--	--	--	0.38	--	2.20 J	23 J	--	<0.5	--
MW-71-035	07/13/22	N	<1	--	<0.1	49	--	--	--	0.036 J	--	0.7	--	--	--	--
MW-71-035	06/15/22	N	<1	<1	<0.1	58	--	--	--	0.15 J	--	1.40	21	--	0.51 J	--
MW-71-035	05/18/22	N	<1	--	<0.1	41	--	--	--	0.058 J	--	0.045	--	--	--	--
MW-71-035	04/12/22	N	<1	--	<0.1 J	45	--	--	--	0.051	--	0.25	--	--	--	--
MW-71-035	03/14/22	N	<1	<1	<0.1 J	47	--	--	--	0.036	--	0.02	13	--	<0.5	--
MW-71-035	02/02/22	N	<1	--	<0.1	47	--	--	--	0.12	--	0.0057	--	--	--	--
MW-71-035	12/16/21	N	<1	<1	<0.1	42	--	--	--	0.031 J	--	0.071	15	--	<0.5	--
MW-71-035	05/26/21	N	<1	<1	<0.1 J	--	--	--	--	--	--	0.2	15	--	<0.5	--
MW-71-035	12/15/20	N	<1	<1	1.3	--	3	790 J	--	<0.1	81	0.28	16	--	<0.5	3,000

Appendix B
January 2020 to June 2026 Analytical Results
Second Quarter 2026 Quarterly Progress Report
Pacific Gas and Electric Company, Topock Compressor Station, Needles, California

Monitoring Well ID	Sample Date	Sample Type	Hexavalent Chromium (µg/L)	Total Dissolved Chromium (µg/L)	Dissolved Arsenic (µg/L)	Dissolved Barium (µg/L)	Dissolved Boron (mg/L)	Dissolved Calcium (mg/L)	Total Iron (mg/L)	Dissolved Iron (mg/L)	Dissolved Magnesium (mg/L)	Dissolved Manganese (mg/L)	Dissolved Molybdenum (µg/L)	Dissolved Potassium (mg/L)	Dissolved Selenium (µg/L)	Dissolved Sodium (mg/L)
MW-71-035	05/01/20	N	<1	<1	2.2	--	--	--	--	--	--	0.066	15	--	<0.5	--
MW-71-035	11/12/25	FD	2.3	3.4	<0.1	31	--	--	--	<0.02	--	0.019 J	29 J	--	5.7	--
MW-71-035	10/21/25	FD	0.38	--	<0.1	34	--	--	--	0.05 J	--	0.039	--	--	--	--
MW-71-035	02/13/25	FD	1.8	1.6	<0.1	37	--	--	--	<0.02	--	0.014	23	--	6.1	--
MW-71-035	11/11/24	FD	1.6	2.2	1.6	43	--	--	--	<0.02	--	0.013	26	--	5.6	--
MW-71-035	07/18/24	FD	0.23	--	<0.1	43	--	--	--	0.04 J	--	0.024	--	--	--	--
MW-71-035	02/08/24	FD	<1	<1	<0.1 J	52	--	--	--	0.095	--	0.1 J	23	--	0.93	--
MW-71-035	01/11/24	FD	<0.2	--	<0.1	36	--	--	--	<0.02	--	0.032	--	--	--	--
MW-71-035	08/09/23	FD	0.7	<1 J	<0.1	38 J	--	--	--	0.051	--	0.091 J	21	--	1.8	--
MW-71-035	05/10/23	FD	0.54	1.4	0.59	28	--	--	--	0.034	--	0.014	38 J	--	4	--
MW-71-035	04/05/23	FD	1.5 J	--	3.4 J	51 J	--	--	--	0.83 J	--	0.0093 J	--	--	--	--
MW-71-035	03/09/23	FD	<1	--	<0.1	38	--	--	--	<0.02 J	--	0.013 J	--	--	--	--
MW-71-035	02/15/23	FD	<1	<1	<0.1	48	--	--	--	0.3 J	--	0.26	20 J	--	<0.5 J	--
MW-71-035	01/11/23	FD	2.2	--	<0.1	39	--	--	--	0.041 J	--	0.098	--	--	2.6	--
MW-71-035	12/07/22	FD	<1	--	<0.1 J	43	--	--	--	0.077 J	--	0.26	--	--	--	--
MW-71-035	11/10/22	FD	<1	<1	<0.1	42	--	--	--	0.055	--	0.32	16	--	1.6	--
MW-71-035	06/15/22	FD	<1	<1	<0.1	61	--	--	--	0.21 J	--	1.50	22	--	<0.5 J	--
MW-71-035	04/12/22	FD	<1	--	<0.1 J	45	--	--	--	0.074	--	0.3	--	--	--	--
MW-72-080	05/28/26	N	35	38	--	--	--	--	--	--	--	--	--	--	--	--
MW-72-080	11/25/25	N	63	63	9	--	--	340	--	<0.02	8.5	0.03 J	78 J	66	1.4	3,500
MW-72-080	08/28/25	N	30	31	--	--	--	--	--	--	--	--	--	--	--	--
MW-72-080	05/29/25	N	15	12	--	--	--	--	--	--	--	--	--	--	--	--
MW-72-080	02/26/25	N	46	40	--	--	--	--	--	--	--	--	--	--	--	--
MW-72-080	11/01/24	N	11	11	9.7	--	--	--	--	--	--	0.3	86	--	1.3	--
MW-72-080	08/21/24	N	20	21	--	--	--	--	--	--	--	--	--	--	--	--
MW-72-080	04/11/24	N	30	35	--	--	--	--	--	--	--	--	--	--	--	--
MW-72-080	02/20/24	N	47	48	--	--	--	--	--	--	--	--	--	--	--	--
MW-72-080	11/29/23	N	32	32 J	3.1	--	--	--	--	--	--	0.31	77	--	1.1	--
MW-72-080	05/24/23	N	49	56	--	--	--	--	--	--	--	--	--	--	--	--
MW-72-080	11/29/22	N	77	73 J	12	--	--	--	--	--	--	0.064 J	82	--	1.7	--
MW-72-080	06/17/22	N	35	32	--	--	--	--	--	--	--	--	--	--	--	--
MW-72-080	12/09/21	N	71	66	4.4 J	--	--	--	--	--	--	0.031	72	--	1.5	--
MW-72-080	08/27/21	N	61	58	2.9 J	--	--	--	--	--	--	0.055	77	--	1.4	--
MW-72-080	05/27/21	N	66	62	<0.1 J	--	--	--	--	--	--	0.05	81	--	1.3	--
MW-72-080	02/18/21	N	70	72 J	11	--	--	--	--	--	--	0.12	82	--	1.8	--
MW-72-080	12/03/20	N	86	78	12 J	--	4.4	300	--	0.45 J	9.9 J	0.044	76	--	1.6	3,200 J
MW-72-080	09/29/20	N	79	75	6.8	--	--	--	--	--	--	0.086	81	--	1.4	--
MW-72-080	04/28/20	N	100	95	6.5	--	--	--	--	--	--	0.089	74	--	1.3	--
MW-72-080	02/20/20	N	96	85	12	--	--	--	--	--	--	0.015	75	--	<2.5	--
MW-72BR-200	05/28/26	N	<1	<1	--	--	--	--	--	--	--	--	--	--	--	--
MW-72BR-200	11/25/25	N	<1	<1	11	--	--	300	--	<0.02	4	0.088 J	--	64	--	3,400
MW-72BR-200	05/29/25	N	<1	<1	--	--	--	--	--	--	--	--	--	--	--	--
MW-72BR-200	11/01/24	N	<1	<1	13	--	--	--	--	--	--	0.1	--	--	--	--
MW-72BR-200	04/11/24	N	<1	<1	--	--	--	--	--	--	--	--	--	--	--	--
MW-72BR-200	11/29/23	N	<1	<1 J	6.9	--	--	--	--	--	--	0.13	--	--	--	--
MW-72BR-200	05/24/23	N	<1	<1	--	--	--	--	--	--	--	--	--	--	--	--
MW-72BR-200	11/29/22	N	<1	<1 J	8.2	--	--	--	--	--	--	0.33 J	--	--	--	--
MW-72BR-200	06/17/22	N	<1	<1	--	--	--	--	--	--	--	--	--	--	--	--
MW-72BR-200	12/09/21	N	<1	1.5	7.6 J	--	--	--	--	--	--	0.051	--	--	--	--
MW-72BR-200	08/27/21	N	<1	3	5.7 J	--	--	--	--	--	--	0.1	80	--	<0.5	--
MW-72BR-200	05/27/21	N	<1	<1	1.3 J	--	--	--	--	--	--	0.13	75	--	<0.5	--

Appendix B
January 2020 to June 2026 Analytical Results
Second Quarter 2026 Quarterly Progress Report
Pacific Gas and Electric Company, Topock Compressor Station, Needles, California

Monitoring Well ID	Sample Date	Sample Type	Hexavalent Chromium (µg/L)	Total Dissolved Chromium (µg/L)	Dissolved Arsenic (µg/L)	Dissolved Barium (µg/L)	Dissolved Boron (mg/L)	Dissolved Calcium (mg/L)	Total Iron (mg/L)	Dissolved Iron (mg/L)	Dissolved Magnesium (mg/L)	Dissolved Manganese (mg/L)	Dissolved Molybdenum (µg/L)	Dissolved Potassium (mg/L)	Dissolved Selenium (µg/L)	Dissolved Sodium (mg/L)
MW-72BR-200	02/18/21	N	<1	<1 J	14	–	–	--	–	–	–	0.12	79	–	<0.5	–
MW-72BR-200	12/03/20	N	<1	<1	14 J	–	5	270	–	<0.1 J	4.3 J	0.12	77	–	<0.5	2,600 J
MW-72BR-200	09/29/20	N	<1	1.7	13	–	–	--	–	–	–	0.15	83	–	<0.5	–
MW-72BR-200	04/28/20	N	<1	2.1	6.5	–	–	--	–	–	–	0.2	73	–	<0.5	–
MW-72BR-200	02/20/20	N	1.2	2.9	12	–	–	--	–	–	–	0.1	71	–	<0.5	–
MW-72BR-200	05/28/26	FD	<1	<1	–	–	–	--	–	–	–	–	--	–	–	–
MW-72BR-200	05/29/25	FD	<1	<1	–	–	–	--	–	–	–	–	--	–	–	–
MW-72BR-200	05/27/21	FD	<1	<1	3.8 J	–	–	--	–	–	–	0.13	77	–	<0.5	–
MW-73-080	05/28/26	N	28	28	–	–	–	--	–	–	–	–	--	–	–	–
MW-73-080	11/25/25	N	<1	<1.2	<0.1	–	–	--	–	–	–	0.038	40 J	–	1.4	–
MW-73-080	05/29/25	N	37	41	–	–	–	--	–	–	–	–	--	–	–	–
MW-73-080	11/01/24	N	18	19	1.9	–	–	--	–	–	–	0.023	38	–	2.5	–
MW-73-080	04/11/24	N	12	26	–	–	–	--	–	–	–	–	--	–	–	–
MW-73-080	11/29/23	N	11	11 J	<0.1	–	–	--	–	–	–	0.059	47	–	2.2	–
MW-73-080	05/24/23	N	6.6	8.1	–	–	–	--	–	–	–	–	--	–	–	–
MW-73-080	11/29/22	N	14 J	14 J	1.3	–	–	--	–	–	–	0.024 J	47	–	2.2	–
MW-73-080	06/17/22	N	25	22	–	–	–	--	–	–	–	–	--	–	–	–
MW-73-080	12/09/21	N	9.7	11	<0.1 J	–	–	--	–	–	–	0.018	35	–	3.8	–
MW-73-080	08/27/21	N	19	22	<0.1 J	–	–	--	–	–	–	0.0028	35	–	4.5	–
MW-73-080	05/27/21	N	24	23	<0.1 J	–	–	--	–	–	–	0.0091	35	–	3.8	–
MW-73-080	02/18/21	N	11	12 J	2	–	–	--	–	–	–	0.0068	37	–	4.3	–
MW-73-080	12/03/20	N	11	11	<0.1 J	–	1.2	290	–	0.025 J	33 J	0.0057	36	–	4.1	1,100 J
MW-73-080	09/30/20	N	18	21	0.29	–	–	--	–	–	–	0.0083	47	–	4.6 J	–
MW-73-080	04/28/20	N	26	24	<0.1	–	–	--	–	–	–	0.0045	36	–	4.2	–
MW-73-080	02/20/20	N	21	19	<0.1	–	–	--	–	–	–	0.0094	33	–	3.7	–
MW-73-080	05/27/21	FD	25	23	<0.1 J	–	–	--	–	–	–	0.01	35	–	3.8	–
MW-74-240	05/27/26	N	<0.2	<1	–	–	–	--	–	–	–	–	--	–	–	–
MW-74-240	11/24/25	N	<0.2	<1	9.9	–	–	--	–	–	–	0.0076	58	–	<0.5	–
MW-74-240	05/22/25	N	0.51	<1 J	–	–	–	--	–	–	–	–	--	–	–	–
MW-74-240	11/20/24	N	<0.2	<1	9	–	–	--	–	–	–	0.0074	58	–	<0.5	–
MW-74-240	05/22/24	N	6.2	20	–	–	–	--	–	–	–	–	--	–	–	–
MW-74-240	12/14/23	N	0.22	<1	9.5 J	–	–	--	–	–	–	0.0096	66	–	<0.5	–
MW-74-240	05/30/23	N	<0.2	<1	–	–	–	--	–	–	–	–	--	–	–	–
MW-74-240	11/30/22	N	<0.2	<1	7.5	–	–	--	–	–	–	0.0081	55 J	–	<0.5	–
MW-74-240	06/20/22	N	<0.2	<1 J	–	–	–	--	–	–	–	–	--	–	–	–
MW-74-240	12/08/21	N	<0.2	<1	6.5	–	–	--	–	–	–	0.0074 J	46	–	<0.5	–
MW-74-240	06/07/21	N	<0.2	<1	6.6 J	–	–	--	–	–	–	0.0055 J	44	–	<0.5	–
MW-74-240	12/03/20	N	<0.2	<1	9.9 J	–	0.29	4.2	–	0.12 J	0.56 J	0.0043	26	–	<0.5	170 J
MW-74-240	04/30/20	N	<0.2	1.5	11	–	–	--	–	–	–	0.017	20	–	<0.5	–
MW-74-240	06/07/21	FD	<0.2	<1	6.8 J	–	–	--	–	–	–	0.0055 J	43	–	<0.5	–
MW-75-033	06/15/26	N	55	60	–	–	–	--	–	–	–	–	--	–	–	–
MW-75-033	02/16/26	N	56	–	–	–	–	--	–	–	–	–	--	–	–	–
MW-75-033	11/17/25	N	72	66	–	–	–	--	–	–	–	–	--	–	–	–
MW-75-033	08/18/25	N	37	–	–	–	–	--	–	–	–	–	--	–	–	–
MW-75-033	05/08/25	N	29	30	–	–	–	--	–	–	–	–	--	–	–	–
MW-75-033	02/17/25	N	73	–	–	–	–	--	–	<0.02	–	–	--	–	–	–
MW-75-033	11/26/24	N	66	70	–	–	–	--	–	0.029	–	–	--	–	–	–
MW-75-033	08/12/24	N	61	–	–	–	–	--	–	<0.02	–	–	--	–	–	–
MW-75-033	05/20/24	N	45	45	–	–	–	--	–	<0.02	–	–	--	–	–	–
MW-75-033	02/12/24	N	99	–	–	–	–	--	–	–	–	–	--	–	–	–
MW-75-033	11/13/23	N	54	55	–	–	–	--	–	–	–	–	--	–	–	–

Appendix B
January 2020 to June 2026 Analytical Results
Second Quarter 2026 Quarterly Progress Report
Pacific Gas and Electric Company, Topock Compressor Station, Needles, California

Monitoring Well ID	Sample Date	Sample Type	Hexavalent Chromium (µg/L)	Total Dissolved Chromium (µg/L)	Dissolved Arsenic (µg/L)	Dissolved Barium (µg/L)	Dissolved Boron (mg/L)	Dissolved Calcium (mg/L)	Total Iron (mg/L)	Dissolved Iron (mg/L)	Dissolved Magnesium (mg/L)	Dissolved Manganese (mg/L)	Dissolved Molybdenum (µg/L)	Dissolved Potassium (mg/L)	Dissolved Selenium (µg/L)	Dissolved Sodium (mg/L)
MW-75-033	08/14/23	N	39	–	–	–	–	--	–	–	–	–	--	–	–	–
MW-75-033	05/15/23	N	32	34	–	–	–	--	–	–	–	–	--	–	–	–
MW-75-033	02/13/23	N	49	–	–	–	–	--	–	–	–	–	--	–	–	–
MW-75-033	11/11/22	N	45	40	–	–	–	--	–	–	–	–	--	–	–	–
MW-75-033	08/24/22	N	36	–	–	–	–	--	–	–	–	–	--	–	–	–
MW-75-033	06/07/22	N	27	26	–	–	–	--	–	–	–	–	--	–	–	–
MW-75-033	03/02/22	N	39	–	–	–	–	--	–	–	–	–	--	–	–	–
MW-75-033	11/29/21	N	42	39	–	–	–	--	–	–	–	–	--	–	–	–
MW-75-033	08/17/21	N	29	28	<0.1	64	0.57	160	0.22 J	<0.02	31 J	0.011	8.1	9.3 J	1.9	730 J
MW-75-033	05/17/21	N	33	32	0.7	89	0.59	200	0.39	<0.02	38	0.017	9.4	9.2 J	1.8	560 J
MW-75-033	02/16/21	N	34	35	0.88 J	51	0.6	90 J	0.24 J	0.031	20 J	0.018	12 J	6.9 J	1.9	510 J
MW-75-033	12/01/20	N	39	38	2.2	57	0.73 J	110 J	1.40	0.023 J	28 J	0.018	11	7.5 J	2.2	490
MW-75-033	10/19/20	N	28	64	7.3 J	170	0.59	150	5.70 J	4.10 J	31 J	0.9 J	8.1	11 J	2.3	760
MW-75-033	09/28/20	N	23	25	1.1 J	83	0.58 J	120 J	0.65 J	0.12 J	33 J	0.022	9.8	6.9	2.4	630
MW-75-033	08/17/20	N	30	29	0.78	80	1.4	230	4.90 J	3.80 J	40 J	0.018	9.8	10	2.6	780
MW-75-033	07/21/20	N	22	24	0.85 J	91	0.6	170	0.61	<0.02 J	36	0.023	9.5	10 J	2.8	810
MW-75-033	06/15/20	N	19	20	0.85 J	87	0.65	200	1.40	0.049	42	0.0034	10	12 J	2.6	840
MW-75-033	05/18/20	N	54	51	1.1	86	0.56	190	0.57	0.05 J	39 J	0.002	11	11 J	7	810
MW-75-033	04/20/20	N	94	88	1.7	97	0.59	190	5.30	0.12 J	38	0.02	11	10	5.4	730
MW-75-033	03/16/20	N	31	31	2.1	53 J	0.52	100	0.17 J	0.14 J	19	0.035	13	7.7	1.9	560
MW-75-033	02/17/20	N	35	34	2.6	57 J	0.51	110	0.34 J	0.035	18	0.12	16	8.5	2	620
MW-75-033	01/30/20	N	27	30	2.9	61	0.81	120	3.10	0.6	25	0.19	16	8.5	1.8	670
MW-75-033	03/02/22	FD	40	–	–	–	–	--	–	–	–	–	--	–	–	–
MW-75-033	12/01/20	FD	38	38	2.1	58	1 J	110 J	1.50	0.03 J	28 J	0.02	11	7.4 J	2.2	490
MW-75-033	05/18/20	FD	54	50	1.1	83	0.55	190	0.56	0.044 J	40 J	0.0018	11	11 J	6.8	840
MW-75-117	06/15/26	N	17	18	–	–	–	--	–	–	–	–	--	–	–	–
MW-75-117	02/16/26	N	8.6	–	–	–	–	--	–	–	–	–	--	–	–	–
MW-75-117	11/17/25	N	17	16	–	–	–	--	–	–	–	–	--	–	–	–
MW-75-117	08/18/25	N	5.6	–	–	–	–	--	–	–	–	–	--	–	–	–
MW-75-117	05/08/25	N	13	13	–	–	–	--	–	–	–	–	--	–	–	–
MW-75-117	02/17/25	N	17	–	–	–	–	--	–	–	–	–	--	–	–	–
MW-75-117	11/26/24	N	14	13	–	–	–	--	–	–	–	–	--	–	–	–
MW-75-117	08/12/24	N	7.1	–	–	–	–	--	–	–	–	–	--	–	–	–
MW-75-117	05/20/24	N	15	15	–	–	–	--	–	–	–	–	--	–	–	–
MW-75-117	02/12/24	N	19	–	–	–	–	--	–	–	–	–	--	–	–	–
MW-75-117	11/13/23	N	18	17	–	–	–	--	–	–	–	–	--	–	–	–
MW-75-117	08/14/23	N	11	–	–	–	–	--	–	–	–	–	--	–	–	–
MW-75-117	05/15/23	N	2.2	2.4	–	–	–	--	–	–	–	–	--	–	–	–
MW-75-117	02/13/23	N	18	–	–	–	–	--	–	–	–	–	--	–	–	–
MW-75-117	11/11/22	N	19	18	–	–	–	--	–	–	–	–	--	–	–	–
MW-75-117	08/24/22	N	14	–	–	–	–	--	–	–	–	–	--	–	–	–
MW-75-117	06/07/22	N	7.4	6.7	–	–	–	--	–	–	–	–	--	–	–	–
MW-75-117	03/02/22	N	2.7	–	–	–	–	--	–	–	–	–	--	–	–	–
MW-75-117	11/29/21	N	10	10	–	–	–	--	–	–	–	–	--	–	–	–
MW-75-117	08/17/21	N	7.4	7	<0.1	64	0.88	240	0.033 J	<0.02	55 J	0.15	33	24 J	1.4	2,800 J
MW-75-117	05/17/21	N	13	13	<0.1	60	0.83	190	0.098	<0.02	42	0.059	42	14 J	1.2	2,100 J
MW-75-117	02/16/21	N	6.5	6.7	<0.1 J	61	0.77	170 J	0.15 J	0.022	62 J	0.087	35 J	27 J	1.3	2,100 J
MW-75-117	12/01/20	N	7.8	8.2	1.1	68	1.1 J	180 J	0.37	<0.02	75 J	0.19	33	20 J	1.4	2,200
MW-75-117	10/20/20	N	5.6	5.5	1.3 J	73	1	210	0.7 J	<0.02	58 J	0.29	33	31 J	1.3	2,100
MW-75-117	09/28/20	N	2.1	2.8	<0.1 J	83	0.93 J	230 J	0.28 J	<0.02 J	50 J	0.33	39	14	2	1,900
MW-75-117	08/17/20	N	1.6	3	<0.1	70	1.5	220	0.46 J	<0.02 J	54 J	0.34	40	18	1.5	2,400

Appendix B
January 2020 to June 2026 Analytical Results
Second Quarter 2026 Quarterly Progress Report
Pacific Gas and Electric Company, Topock Compressor Station, Needles, California

Monitoring Well ID	Sample Date	Sample Type	Hexavalent Chromium (µg/L)	Total Dissolved Chromium (µg/L)	Dissolved Arsenic (µg/L)	Dissolved Barium (µg/L)	Dissolved Boron (mg/L)	Dissolved Calcium (mg/L)	Total Iron (mg/L)	Dissolved Iron (mg/L)	Dissolved Magnesium (mg/L)	Dissolved Manganese (mg/L)	Dissolved Molybdenum (µg/L)	Dissolved Potassium (mg/L)	Dissolved Selenium (µg/L)	Dissolved Sodium (mg/L)
MW-75-117	07/20/20	N	8.4	8.6	<0.1 J	69	0.82	160	0.17	<0.02	42 J	0.3 J	41	15 J	1.3	2,700
MW-75-117	06/15/20	N	4.9	5.8	<0.1 J	62	0.85	180	0.48	0.12	43	0.26	39	17 J	1.4	2,300
MW-75-117	05/18/20	N	5.4	7.4	<0.1	66	0.8	190	0.58	0.15 J	47 J	0.3	38	18 J	1.4	2,600
MW-75-117	04/20/20	N	8	7.7	<0.1	67	0.8	200	0.29	0.081 J	49	0.36	36	18	1.5	2,400
MW-75-117	03/16/20	N	5.3	4.7	<0.1	67 J	0.81	240	0.092 J	0.088 J	61	0.36	32	18	1.2	2,400
MW-75-117	02/17/20	N	4.8	4.8	1.2	77 J	0.9	300	0.4 J	0.036	67	0.39	31	19	1.2	2,900
MW-75-117	01/30/20	N	5.1	5.4	<0.5	73	1	340	0.078	0.02	87	0.38	31	19	<2.5	3,000
MW-75-117	03/16/20	FD	5.3	5.1	<0.1	67 J	0.8	240	0.059 J	0.042 J	60	0.38	34	18	1.2	2,300
MW-75-202	06/15/26	N	<1	<1	--	--	--	--	--	--	--	--	--	--	--	--
MW-75-202	02/16/26	N	<1	--	--	--	--	--	--	--	--	--	--	--	--	--
MW-75-202	11/17/25	N	<1	<1	--	--	--	--	--	--	--	--	--	--	--	--
MW-75-202	08/18/25	N	<1	--	--	--	--	--	--	--	--	--	--	--	--	--
MW-75-202	05/08/25	N	<1	<1	--	--	--	--	--	--	--	--	--	--	--	--
MW-75-202	02/17/25	N	<1	--	--	--	--	--	--	--	--	--	--	--	--	--
MW-75-202	11/26/24	N	<1	<1	--	--	--	--	--	--	--	--	--	--	--	--
MW-75-202	08/12/24	N	<1	--	--	--	--	--	--	--	--	--	--	--	--	--
MW-75-202	05/20/24	N	<1	<1	--	--	--	--	--	--	--	--	--	--	--	--
MW-75-202	02/12/24	N	<1	--	--	--	--	--	--	--	--	--	--	--	--	--
MW-75-202	11/13/23	N	<1	<1	--	--	--	--	--	--	--	--	--	--	--	--
MW-75-202	08/14/23	N	<1	--	--	--	--	--	--	--	--	--	--	--	--	--
MW-75-202	05/15/23	N	<1	<1	--	--	--	--	--	--	--	--	--	--	--	--
MW-75-202	02/13/23	N	<1	--	--	--	--	--	--	--	--	--	--	--	--	--
MW-75-202	11/11/22	N	<1	<1	--	--	--	--	--	--	--	--	--	--	--	--
MW-75-202	08/25/22	N	<1	--	--	--	--	--	--	--	--	--	--	--	--	--
MW-75-202	06/07/22	N	<1	<1	--	--	--	--	--	--	--	--	--	--	--	--
MW-75-202	03/02/22	N	<1	--	--	--	--	--	--	--	--	--	--	--	--	--
MW-75-202	11/29/21	N	<1	<1	--	--	--	--	--	--	--	--	--	--	--	--
MW-75-202	08/17/21	N	<1	<1	<0.1	61	0.97	750	0.032 J	0.022	54 J	1.50	45	30 J	<0.5	3,800 J
MW-75-202	05/17/21	N	<1	<1	<0.1	64	1.1	550	0.038	0.043	49	1.50	52	20 J	<0.5	4,300 J
MW-75-202	02/16/21	N	<1	<1	<0.1 J	66	0.98	320 J	0.059 J	0.022	44 J	0.98	62 J	37 J	<0.5	3,300 J
MW-75-202	12/01/20	N	<1	<1	1.8	71	1.2 J	340 J	0.33	<0.02	70 J	1.50	47	29 J	<0.5	3,200
MW-75-202	10/19/20	N	<1	<1	1.8 J	72	1.2	400	<0.02	<0.02	56 J	1.50 J	48	56 J	<0.5	4,700
MW-75-202	09/28/20	N	<1	<1	1.8 J	76	1 J	440 J	<0.1 J	<0.1 J	59 J	1.80	54	21	<0.5	3,200
MW-75-202	08/17/20	N	<1	<1	2.5	77	1.2	68	<0.02 J	<0.02 J	11 J	2	59	23	0.59	3,800
MW-75-202	07/20/20	N	<1	1.1	2.5 J	81	1	380	0.077	0.036	51 J	2.20 J	59	21 J	<0.5	4,500
MW-75-202	06/16/20	N	<1	<1	<0.1 J	100	1.1	380	0.21 J	0.21	62	2.50	67	25 J	<0.5	4,300
MW-75-202	05/18/20	N	<1	2.2	3.7	93	1	400	0.16	0.19 J	52 J	2.70	61	25 J	<0.5	3,800
MW-75-202	04/21/20	N	<1	<1	4.2	98	1.1	440	0.17	0.2	41	2.60	62	23	<0.5	3,900
MW-75-202	03/17/20	N	<1	<1	3.1	82 J	1.1	470	0.34 J	0.21 J	51	2.10	59	25	<0.5	3,800
MW-75-202	02/17/20	N	<1	<1	2.7	98 J	1.1	430	<0.1	0.046	49	2	61	22	<0.5	4,100
MW-75-202	01/30/20	N	<1	<5	<0.5	93	1.5	480	<0.1	0.025	60	1.90	58	23	<2.5	4,300
MW-75-202	11/17/25	FD	<1	<1	--	--	--	--	--	--	--	--	--	--	--	--
MW-75-202	11/26/24	FD	<1	<1	--	--	--	--	--	--	--	--	--	--	--	--
MW-75-202	08/25/22	FD	<1	--	--	--	--	--	--	--	--	--	--	--	--	--
MW-75-202	11/29/21	FD	<1	<1	--	--	--	--	--	--	--	--	--	--	--	--
MW-75-202	08/17/21	FD	<1	<1	<0.1	59	0.98	620	0.032 J	0.025	54 J	1.50	44	27 J	<0.5	3,900 J
MW-75-267	06/15/26	N	<1	<1	--	--	--	--	--	--	--	--	--	--	--	--
MW-75-267	02/16/26	N	<1	--	--	--	--	--	--	--	--	--	--	--	--	--
MW-75-267	11/17/25	N	<1	<1	--	--	--	--	--	--	--	--	--	--	--	--
MW-75-267	08/18/25	N	<1	--	--	--	--	--	--	--	--	--	--	--	--	--
MW-75-267	05/08/25	N	<1	<1	--	--	--	--	--	--	--	--	--	--	--	--

Appendix B
January 2020 to June 2026 Analytical Results
Second Quarter 2026 Quarterly Progress Report
Pacific Gas and Electric Company, Topock Compressor Station, Needles, California

Monitoring Well ID	Sample Date	Sample Type	Hexavalent Chromium (µg/L)	Total Dissolved Chromium (µg/L)	Dissolved Arsenic (µg/L)	Dissolved Barium (µg/L)	Dissolved Boron (mg/L)	Dissolved Calcium (mg/L)	Total Iron (mg/L)	Dissolved Iron (mg/L)	Dissolved Magnesium (mg/L)	Dissolved Manganese (mg/L)	Dissolved Molybdenum (µg/L)	Dissolved Potassium (mg/L)	Dissolved Selenium (µg/L)	Dissolved Sodium (mg/L)
MW-75-267	02/17/25	N	<1	--	--	--	--	--	--	--	--	--	--	--	--	--
MW-75-267	11/26/24	N	<1	<1	--	--	--	--	--	--	--	--	--	--	--	--
MW-75-267	08/12/24	N	<1	--	--	--	--	--	--	--	--	--	--	--	--	--
MW-75-267	05/20/24	N	<1	<1	--	--	--	--	--	--	--	--	--	--	--	--
MW-75-267	02/12/24	N	<1	--	--	--	--	--	--	--	--	--	--	--	--	--
MW-75-267	11/13/23	N	<1	<1	--	--	--	--	--	--	--	--	--	--	--	--
MW-75-267	08/14/23	N	<1	--	--	--	--	--	--	--	--	--	--	--	--	--
MW-75-267	05/15/23	N	<1	<1	--	--	--	--	--	--	--	--	--	--	--	--
MW-75-267	02/13/23	N	<1	--	--	--	--	--	--	--	--	--	--	--	--	--
MW-75-267	11/11/22	N	<1	<1	--	--	--	--	--	--	--	--	--	--	--	--
MW-75-267	08/25/22	N	<1	--	--	--	--	--	--	--	--	--	--	--	--	--
MW-75-267	06/07/22	N	<1	<1	--	--	--	--	--	--	--	--	--	--	--	--
MW-75-267	03/02/22	N	<1	--	--	--	--	--	--	--	--	--	--	--	--	--
MW-75-267	11/29/21	N	<1	<1	--	--	--	--	--	--	--	--	--	--	--	--
MW-75-267	08/17/21	N	<1	<1	<0.1	59	1.7	350	0.54 J	0.25	15 J	1.50	67	54 J	<0.5	4,200 J
MW-75-267	05/17/21	N	<1	<1	<0.1	68	2.1	400	0.27	0.19	13	1.40	100	53 J	<0.5	6,600 J
MW-75-267	02/16/21	N	<1	<1	<0.1 J	62	3.4	240 J	0.14 J	0.065	11 J	0.78	130 J	79 J	<0.5	6,500 J
MW-75-267	12/01/20	N	<1	<1	2.3	67	3 J	270 J	0.28	0.22 J	18 J	1.10	110	86 J	<0.5	4,900
MW-75-267	10/19/20	N	<1	<1	3.2 J	71	2.4	290	0.37 J	0.25 J	15 J	1.20 J	90	97 J	<0.5	6,700
MW-75-267	09/28/20	N	<1	<1	3.9 J	71	2.7 J	310 J	0.4 J	<0.1 J	21 J	1.40	90	69	<0.5	5,500
MW-75-267	08/17/20	N	<1	<1	4	72	2.9	370	0.49 J	0.38 J	27 J	1.80	83	580	0.65	5,200
MW-75-267	07/21/20	N	<1	<1	4.7 J	93	1.9	340	0.48	0.47 J	17	2.30	74	57 J	<0.5	6,600
MW-75-267	06/16/20	N	<1	<1	<0.1 J	93	2	360	0.59 J	0.45	19	2.20	71	63 J	<0.5	6,500
MW-75-267	05/18/20	N	<1	<1	3.7	94	2.2	380	0.47	0.36 J	19 J	1.80	90	67 J	<2.5	7,500
MW-75-267	04/21/20	N	<1	<1	3.8	82	1.8	360	0.25	0.23	14	1.40	98	60	<2.5	6,700
MW-75-267	03/17/20	N	<1	<1	2.4	79 J	2.3	350	0.95 J	0.26 J	14	1.10	120	73	<0.5	5,700
MW-75-267	02/18/20	N	<1	<1	<0.5	82 J	1.8	330	0.19 J	0.11	13	0.9	130	62	<2.5	6,400
MW-75-267	01/30/20	N	<1	<5	<0.5	79	2.5	350	<0.1	<0.1	17	0.93	120	61	<2.5	6,100
MW-75-267	05/17/21	FD	<1	<1	<0.1	68	2	400	0.19	0.18	13	1.40	100	53 J	<0.5	6,000 J
MW-75-267	06/16/20	FD	<1	<1	<0.1 J	92	2.2	390	0.57 J	0.49	21	2.10	71	69 J	<0.5	6,800
MW-75-267	01/30/20	FD	<1	<5	<0.5	81	2.6	380	0.11	<0.1	18	0.95	120	66	3.1	6,300
MW-75-337	06/15/26	N	<1	<1	--	--	--	--	--	--	--	--	--	--	--	--
MW-75-337	02/16/26	N	<1	--	--	--	--	--	--	--	--	--	--	--	--	--
MW-75-337	11/17/25	N	<1	<1	--	--	--	--	--	--	--	--	--	--	--	--
MW-75-337	08/18/25	N	<1	--	--	--	--	--	--	--	--	--	--	--	--	--
MW-75-337	05/08/25	N	<1	<1	--	--	--	--	--	--	--	--	--	--	--	--
MW-75-337	02/17/25	N	<1	--	--	--	--	--	--	--	--	--	--	--	--	--
MW-75-337	11/26/24	N	<1	<1	--	--	--	--	--	--	--	--	--	--	--	--
MW-75-337	08/12/24	N	<1	--	--	--	--	--	--	--	--	--	--	--	--	--
MW-75-337	05/20/24	N	<1	<1	--	--	--	--	--	--	--	--	--	--	--	--
MW-75-337	02/12/24	N	<1	--	--	--	--	--	--	--	--	--	--	--	--	--
MW-75-337	11/13/23	N	<1	<1	--	--	--	--	--	--	--	--	--	--	--	--
MW-75-337	08/14/23	N	<1	--	--	--	--	--	--	--	--	--	--	--	--	--
MW-75-337	05/15/23	N	<1	<1	--	--	--	--	--	--	--	--	--	--	--	--
MW-75-337	02/13/23	N	<1	--	--	--	--	--	--	--	--	--	--	--	--	--
MW-75-337	11/11/22	N	<1	<1	--	--	--	--	--	--	--	--	--	--	--	--
MW-75-337	08/25/22	N	<1	--	--	--	--	--	--	--	--	--	--	--	--	--
MW-75-337	06/07/22	N	<1	<1	--	--	--	--	--	--	--	--	--	--	--	--
MW-75-337	03/02/22	N	<1	--	--	--	--	--	--	--	--	--	--	--	--	--
MW-75-337	11/29/21	N	<1	<1	--	--	--	--	--	--	--	--	--	--	--	--
MW-75-337	08/17/21	N	<1	1.4	<0.1	51	2.1	240	0.45 J	0.26	4.4 J	0.47	230	69 J	0.52 J	8,000 J

Appendix B
January 2020 to June 2026 Analytical Results
Second Quarter 2026 Quarterly Progress Report
Pacific Gas and Electric Company, Topock Compressor Station, Needles, California

Monitoring Well ID	Sample Date	Sample Type	Hexavalent Chromium (µg/L)	Total Dissolved Chromium (µg/L)	Dissolved Arsenic (µg/L)	Dissolved Barium (µg/L)	Dissolved Boron (mg/L)	Dissolved Calcium (mg/L)	Total Iron (mg/L)	Dissolved Iron (mg/L)	Dissolved Magnesium (mg/L)	Dissolved Manganese (mg/L)	Dissolved Molybdenum (µg/L)	Dissolved Potassium (mg/L)	Dissolved Selenium (µg/L)	Dissolved Sodium (mg/L)
MW-75-337	05/17/21	N	<1	<1	3.9	55	2.5	260	0.42	0.26	4.4	0.46	240	58 J	0.6	8,600 J
MW-75-337	02/16/21	N	<1	<1	6 J	57	4	160 J	1.10 J	0.35	5.8 J	0.66	230 J	66 J	<0.5	8,500 J
MW-75-337	12/01/20	N	<1	<1	5	54	3.7 J	180 J	0.77	0.4 J	8.1 J	0.6	220	98 J	<0.5	6,000
MW-75-337	10/20/20	N	<1	<1	4.6 J	66	2.3	140	1.60 J	0.84 J	5 J	0.58	200	100 J	<0.5	8,200
MW-75-337	09/28/20	N	<1	<1	4.7 J	58	4.9 J	220 J	0.58 J	0.28 J	8.7 J	0.59	230	85	0.53	7,800
MW-75-337	08/17/20	N	<1	1.1	4.7	60	3.9	220	0.6 J	0.48 J	8 J	0.59	230	65	1.2	7,700
MW-75-337	07/21/20	N	<1	<1	4.4 J	62	2.2	210	0.35	0.28 J	5	0.61	220	66 J	<0.5	9,400
MW-75-337	06/15/20	N	<1	<1	<0.1 J	59	3.1	230	0.77	0.44	8	0.69	230	68 J	<0.5	8,600
MW-75-337	05/18/20	N	<1	<1	<0.5	65	2.5	240	0.79	0.51 J	6.5 J	0.8	210	72 J	<2.5	8,000
MW-75-337	04/20/20	N	<1	<1	<0.5	64	2.2	250	1.50 J	0.57 J	6	0.83	200	68	<2.5	7,100
MW-75-337	03/16/20	N	<1	<1	4.6	65 J	2.6	250	6 J	0.58 J	8	0.95	200	74	<0.5	6,800
MW-75-337	02/17/20	N	<1	1.1	<0.5	67 J	2.1	210	0.5 J	0.42	9.2	0.87	190	62	<2.5	7,500
MW-75-337	01/30/20	N	<1	<5	<0.5	65	0.63	260	1	0.5	14	0.87	190	72	3.2	8,300
MW-75-337	08/17/20	FD	<1	1.1	4.5	58	3.4	240	1.10 J	0.49 J	9.1 J	0.59	220	66	1.2	7,300
MW-75-337	07/21/20	FD	<1	<1	4.3 J	62	2.9	230	0.74	0.35 J	7.1	0.62	230	70 J	<0.5	10,000
MW-75-337	04/20/20	FD	<1	<1	<0.5	63	2.3	260	1.10 J	0.53 J	6.1	0.82	210	68	<2.5	7,200
MW-76-039	06/08/26	N	<1	–	1.1	100	–	--	–	<0.02	–	1.30	--	–	–	–
MW-76-039	05/11/26	N	<1	<1	<0.1	94	–	--	–	<0.02	–	0.74	18	–	<0.5	–
MW-76-039	04/13/26	N	<1	–	<0.1	91	–	--	–	<0.02	–	0.73	--	–	–	–
MW-76-039	03/11/26	N	<0.2	–	<0.1	83	–	--	–	<0.02	–	0.77	--	–	–	–
MW-76-039	02/09/26	N	0.41	<1	<0.1	91 J	–	--	–	<0.02	–	0.033 J	24 J	–	<0.5 J	–
MW-76-039	01/14/26	N	<0.2	–	<0.1	84	–	--	–	<0.02	–	0.23	--	–	–	–
MW-76-039	12/08/25	N	<1	–	<0.1	94	–	--	–	<0.02	–	0.04	--	–	–	–
MW-76-039	11/12/25	N	0.44	<1	<0.1	94	–	--	–	<0.02	–	0.0044 J	17 J	–	<0.5	–
MW-76-039	10/21/25	N	<0.2	–	<0.1	94	–	--	–	0.034 J	–	0.05	--	–	–	–
MW-76-039	09/10/25	N	0.22	–	<0.1	96	–	--	–	0.067	–	0.034	--	–	–	–
MW-76-039	08/13/25	N	0.57	<1	<0.1	96	–	--	–	<0.02	–	0.0071	19	–	<0.5	–
MW-76-039	07/16/25	N	0.86	–	<0.1	91	–	--	–	<0.02	–	0.02	--	–	–	–
MW-76-039	06/11/25	N	<0.2	–	<0.1	83	–	--	–	0.027 J	–	0.12 J	--	–	–	–
MW-76-039	05/05/25	N	0.92	1.3	<0.1 J	94	–	--	–	0.063	–	0.014	18	–	<0.5	–
MW-76-039	04/07/25	N	1	1.4	<0.1	100	–	--	–	<0.02	–	0.071	--	–	–	–
MW-76-039	03/12/25	N	1.9	–	<0.1	92 J	–	--	–	<0.02	–	0.0067	--	–	–	–
MW-76-039	02/11/25	N	2.6	3.7	<0.1	110 J	–	--	–	<0.02	–	0.05 J	12	–	<0.5	–
MW-76-039	01/14/25	N	3.8	–	0.93 J	98	–	--	–	<0.02	–	0.02 J	--	–	–	–
MW-76-039	12/10/24	N	2.6	–	1.2	110	–	--	–	<0.02	–	0.059	--	–	–	–
MW-76-039	11/11/24	N	0.5	<1	1.1	110	–	--	–	0.028 J	–	0.085	17	–	<0.5	–
MW-76-039	10/07/24	N	0.53	–	1.2	99	–	--	–	<0.02	–	0.018	--	–	–	–
MW-76-039	09/11/24	N	2.3	–	<0.1	93	–	--	–	<0.02	–	0.024	--	–	–	–
MW-76-039	08/05/24	N	3	3.3	1.1	110 J	–	--	–	<0.02	–	0.037 J	15	–	<0.5	–
MW-76-039	07/15/24	N	0.91	–	1.4	110	–	--	–	0.098 J	–	0.11	--	–	–	–
MW-76-039	06/10/24	N	2	–	1.2	120	–	--	–	<0.02	–	0.16	--	–	–	–
MW-76-039	05/06/24	N	1	1.5	<0.1	90 J	–	--	–	<0.02	–	0.26 J	25 J	–	<0.5	–
MW-76-039	04/08/24	N	3.6	–	<0.1	98 J	–	--	–	0.029	–	0.0023 J	--	–	–	–
MW-76-039	03/13/24	N	4.9	–	<0.1	110	–	--	–	0.084 J	–	0.021	--	–	–	–
MW-76-039	02/05/24	N	7.4	7.1	<0.1	150	–	--	–	<0.02	–	<0.0005	12	–	<0.5	–
MW-76-039	01/08/24	N	8.1	–	<0.1 J	150	–	--	–	0.028	–	<0.0005	--	–	–	–
MW-76-039	12/11/23	N	22	–	<0.1	140	–	--	–	0.053	–	0.0006	--	–	–	–
MW-76-039	11/06/23	N	13	13	<0.1	120 J	–	--	–	<0.02	–	<0.0005	9.1	–	<0.5	–
MW-76-039	10/09/23	N	12	–	<0.1 J	150	–	--	–	0.034	–	<0.0005	--	–	–	–
MW-76-039	09/13/23	N	48	–	<0.1	140	–	--	–	<0.02 J	–	<0.0005	--	–	–	–
MW-76-039	08/07/23	N	51	48 J	<0.1 J	130 J	–	--	–	<0.1	–	0.0017	18	–	0.84	–

Appendix B
January 2020 to June 2026 Analytical Results
Second Quarter 2026 Quarterly Progress Report
Pacific Gas and Electric Company, Topock Compressor Station, Needles, California

Monitoring Well ID	Sample Date	Sample Type	Hexavalent Chromium (µg/L)	Total Dissolved Chromium (µg/L)	Dissolved Arsenic (µg/L)	Dissolved Barium (µg/L)	Dissolved Boron (mg/L)	Dissolved Calcium (mg/L)	Total Iron (mg/L)	Dissolved Iron (mg/L)	Dissolved Magnesium (mg/L)	Dissolved Manganese (mg/L)	Dissolved Molybdenum (µg/L)	Dissolved Potassium (mg/L)	Dissolved Selenium (µg/L)	Dissolved Sodium (mg/L)
MW-76-039	07/17/23	N	89	--	<0.1	140 J	--	--	--	0.056 J	--	<0.0005	--	--	--	--
MW-76-039	06/12/23	N	99	--	<0.1 J	130	--	--	--	0.035	--	<0.0005	--	--	--	--
MW-76-039	05/08/23	N	150	150	<0.1	130 J	--	--	--	<0.02	--	0.035 J	16	--	2.4	--
MW-76-039	04/03/23	N	180	--	<0.1	140 J	--	--	--	0.077	--	0.0019 J	--	--	--	--
MW-76-039	03/07/23	N	200	--	<0.1	120 J	--	--	--	<0.02	--	0.00084 J	--	--	--	--
MW-76-039	02/07/23	N	270	300	<0.1 J	60 J	--	--	--	0.029	--	0.0019 J	29	--	5.9	--
MW-76-039	01/10/23	N	250	--	0.22	57 J	--	--	--	0.15 J	--	0.00073	--	--	--	--
MW-76-039	12/06/22	N	220	--	0.65	51	--	--	--	<0.02	--	<0.0005 J	--	--	--	--
MW-76-039	11/07/22	N	200	200 J	0.42	47 J	--	--	--	<0.02	--	0.0016 J	24 J	--	4.3	--
MW-76-039	10/10/22	N	180	--	<0.1	54	--	--	--	<0.02	--	<0.0005 J	--	--	--	--
MW-76-039	09/12/22	N	93	--	<0.1	59	--	--	--	0.11	--	0.032	--	--	--	--
MW-76-039	08/08/22	N	140	130	<0.1	53 J	--	--	--	<0.02 J	--	<0.0005 J	23 J	--	3.7	--
MW-76-039	07/11/22	N	140	--	<0.1	74	--	--	--	0.11 J	--	0.012	--	--	--	--
MW-76-039	06/13/22	N	88	77 J	<0.1 J	66	--	--	--	<0.02 J	--	<0.0005	20	--	3	--
MW-76-039	05/16/22	N	44	--	<0.1 J	70	--	--	--	<0.02	--	0.0014	--	--	--	--
MW-76-039	04/11/22	N	33	--	<0.1 J	61	--	--	--	0.034	--	0.005	--	--	--	--
MW-76-039	03/07/22	N	41	39	<0.1 J	62 J	--	--	--	<0.1	--	0.011	15	--	1.8	--
MW-76-039	01/31/22	N	36	--	<0.1	59	--	--	--	0.28	--	0.034	--	--	--	--
MW-76-039	12/02/21	N	130	140	<0.1 J	39	--	--	--	<0.02 J	--	0.01	27	--	2.8	--
MW-76-039	08/18/21	N	3.2	3.3	<0.1 J	49	1.4	420 J	0.069 J	0.023 J	25 J	0.11	28	25	1	3,800 J
MW-76-039	05/21/21	N	27	26	<0.1 J	77	0.51	240 J	0.12 J	0.063 J	28 J	0.0076	13	11 J	1.5	560 J
MW-76-039	02/17/21	N	36	37	<0.1	61	0.39	110	0.27 J	<0.02 J	20	0.011	16	11 J	1.8	460
MW-76-039	12/02/20	N	110	110	1.1	55	0.67	110 J	<0.02	<0.02	20	0.013	21	6.9	2.4	460
MW-76-039	10/21/20	N	86	86	1.3	65	0.59	120 J	0.41	0.15	20	0.0097	21	12	2.3	580
MW-76-039	09/29/20	N	72	<1	<0.1	58	0.8 J	120 J	0.24 J	<0.1 J	21 J	0.22	34	5 J	0.99	410 J
MW-76-039	08/18/20	N	57	55	<0.1	74	0.49	170	0.11 J	0.044 J	25 J	0.004	18	9.7	2	630
MW-76-039	07/21/20	N	26	29	<0.1 J	94	0.56	180	0.071	<0.02 J	26	0.0036	17	10 J	1.7	640
MW-76-039	06/16/20	N	<1	<1	<0.1 J	79	1.2	340	0.21 J	0.073	37	0.16	32	26 J	0.98	4,000
MW-76-039	05/26/20	N	26	24	<0.1 J	75	0.44	170	0.78 J	0.042 J	23 J	0.013	12 J	10 J	1.4	510
MW-76-039	04/21/20	N	35	34	<0.1	72	0.48	170	0.25	0.11	23	0.0048	14	9.3	1.7	540
MW-76-039	03/17/20	N	120	110	0.31	57 J	0.45	130	0.1 J	0.086 J	19	0.0022	19	8	2.5	480
MW-76-039	02/20/20	N	18	28 J	0.6 J	78	0.57	180	0.46 J	2 J	23	0.15 J	16	9.9	1.6	550
MW-76-039	01/29/20	N	44	43	0.38	69	0.66	160	0.63 J	0.05	26 J	0.003	15	8.3	1.7	550
MW-76-039	10/07/24	FD	0.6	--	1.2	97	--	--	--	<0.02	--	0.017	--	--	--	--
MW-76-039	02/05/24	FD	7.4	7.2	<0.1	150	--	--	--	0.021	--	<0.0005	12	--	<0.5	--
MW-76-039	09/13/23	FD	47	--	<0.1	140	--	--	--	<0.02 J	--	<0.0005	--	--	--	--
MW-76-039	02/07/23	FD	260	280	<0.1 J	60 J	--	--	--	0.03	--	0.0034 J	28	--	5.8	--
MW-76-039	09/12/22	FD	94	--	<0.1	60	--	--	--	0.078	--	0.029	--	--	--	--
MW-76-039	06/13/22	FD	86	76 J	<0.1 J	63	--	--	--	<0.02 J	--	0.0007	19	--	2.7	--
MW-76-039	03/07/22	FD	40	41	<0.1 J	62 J	--	--	--	<0.1	--	0.011	16	--	1.8	--
MW-76-039	02/17/21	FD	36	37	<0.1	54	0.39	110	0.27 J	0.033 J	20	0.011	15	9.8 J	1.8	490
MW-76-039	02/20/20	FD	16	15 J	0.2 J	65	0.55	160	0.26 J	0.17 J	20	0.076 J	17	8	1.6	480
MW-76-039	01/29/20	FD	44	45	0.21	71	0.65	170	0.95 J	0.053	26 J	0.003	16	8.8	1.9	570
MW-76-156	06/08/26	N	<1	--	0.86	47	--	--	--	<0.02	--	0.06	--	--	--	--
MW-76-156	05/11/26	N	<1	<1	<0.1	64	--	--	--	<0.02	--	0.085	11	--	<0.5	--
MW-76-156	04/13/26	N	<0.2	--	<0.1	42	--	--	--	0.041	--	0.061	--	--	--	--
MW-76-156	03/11/26	N	<1	--	<0.1	54	--	--	--	<0.02	--	0.089	--	--	--	--
MW-76-156	02/09/26	N	<0.2	<1	<0.1	38 J	--	--	--	<0.02	--	0.03 J	12 J	--	<0.5 J	--
MW-76-156	01/14/26	N	<0.2	--	<0.1	34	--	--	--	0.032	--	0.035	--	--	--	--
MW-76-156	12/08/25	N	<1	--	<0.1	42	--	--	--	0.13	--	0.049	--	--	--	--
MW-76-156	11/12/25	N	<1	<1	<0.1	50	--	--	--	0.028	--	0.082 J	11 J	--	<0.5	--

Appendix B
January 2020 to June 2026 Analytical Results
Second Quarter 2026 Quarterly Progress Report
Pacific Gas and Electric Company, Topock Compressor Station, Needles, California

Monitoring Well ID	Sample Date	Sample Type	Hexavalent Chromium (µg/L)	Total Dissolved Chromium (µg/L)	Dissolved Arsenic (µg/L)	Dissolved Barium (µg/L)	Dissolved Boron (mg/L)	Dissolved Calcium (mg/L)	Total Iron (mg/L)	Dissolved Iron (mg/L)	Dissolved Magnesium (mg/L)	Dissolved Manganese (mg/L)	Dissolved Molybdenum (µg/L)	Dissolved Potassium (mg/L)	Dissolved Selenium (µg/L)	Dissolved Sodium (mg/L)
MW-76-156	10/21/25	N	<0.2	--	<0.1	38	--	--	--	0.041 J	--	0.066	--	--	--	--
MW-76-156	09/10/25	N	<0.2	--	<0.1	37	--	--	--	0.031	--	0.047	--	--	--	--
MW-76-156	08/13/25	N	<0.2	<1	<0.1	38	--	--	--	0.048	--	0.041	10	--	<0.5	--
MW-76-156	07/16/25	N	<0.2	--	<0.1	35	--	--	--	<0.02	--	0.034	--	--	--	--
MW-76-156	06/11/25	N	<1	--	<0.1	34	--	--	--	0.044 J	--	0.042 J	--	--	--	--
MW-76-156	05/05/25	N	<1	<1	<0.1 J	35	--	--	--	0.058	--	0.048	9.8	--	<0.5	--
MW-76-156	04/07/25	N	<1	<1	<0.1	37	--	--	--	<0.02	--	0.038	--	--	--	--
MW-76-156	03/12/25	N	<0.2	--	<0.1	37 J	--	--	--	<0.02	--	0.018	--	--	--	--
MW-76-156	02/11/25	N	<1	<1	<0.1	38 J	--	--	--	0.034	--	0.045 J	9.2	--	<0.5	--
MW-76-156	01/14/25	N	<1	--	1.3 J	33	--	--	--	<0.02	--	0.035 J	--	--	--	--
MW-76-156	12/10/24	N	<1	--	1.5	35	--	--	--	<0.036	--	0.043	--	--	--	--
MW-76-156	11/11/24	N	<1	<1	1.6	37	--	--	--	0.042 J	--	0.044	10	--	<0.5	--
MW-76-156	10/07/24	N	<1	--	1.5	34	--	--	--	0.025	--	0.052	--	--	--	--
MW-76-156	09/11/24	N	<1	--	1.2	39	--	--	--	<0.02	--	0.068	--	--	--	--
MW-76-156	08/05/24	N	<1	<1	1.3	38 J	--	--	--	<0.02	--	0.054 J	9.7	--	<0.5	--
MW-76-156	07/15/24	N	1.1	--	1.6	36	--	--	--	<0.02	--	0.052	--	--	--	--
MW-76-156	06/10/24	N	<1	--	1.6	35	--	--	--	<0.02	--	0.05	--	--	--	--
MW-76-156	05/06/24	N	<1	<1	<0.1	35 J	--	--	--	<0.02	--	0.057 J	11 J	--	<0.5	--
MW-76-156	04/08/24	N	<1	--	<0.1	33 J	--	--	--	<0.02	--	0.057 J	--	--	--	--
MW-76-156	03/13/24	N	<1	--	<0.1	36	--	--	--	0.029 J	--	0.068	--	--	--	--
MW-76-156	02/05/24	N	<0.2	<1	<0.1	41	--	--	--	0.035	--	0.079	10	--	<0.5	--
MW-76-156	01/08/24	N	9.1	--	<0.1 J	48	--	--	--	<0.02	--	0.031	--	--	--	--
MW-76-156	12/11/23	N	4.8	--	<0.1	44	--	--	--	0.031	--	0.049	--	--	--	--
MW-76-156	11/06/23	N	1.3	1.1	<0.1	26 J	--	--	--	<0.02	--	0.036	13	--	<0.5	--
MW-76-156	10/09/23	N	2.2	--	<0.1 J	32	--	--	--	0.034	--	0.046	--	--	--	--
MW-76-156	09/14/23	N	18	--	<0.1	49	--	--	--	<0.02	--	0.02	--	--	--	--
MW-76-156	08/07/23	N	21	20 J	<0.1 J	47 J	--	--	--	<0.1	--	0.022	30	--	0.83	--
MW-76-156	07/17/23	N	22	--	<0.1	48 J	--	--	--	0.025 J	--	0.019	--	--	--	--
MW-76-156	06/12/23	N	24	--	0.73 J	28	--	--	--	0.035	--	0.017	--	--	--	--
MW-76-156	05/08/23	N	34	35	<0.1	30 J	--	--	--	<0.02	--	0.013 J	33	--	<0.5	--
MW-76-156	04/03/23	N	44	--	<0.1	38 J	--	--	--	<0.02	--	0.0072 J	--	--	--	--
MW-76-156	03/07/23	N	17	--	<0.1	40 J	--	--	--	<0.02	--	0.048 J	--	--	--	--
MW-76-156	02/07/23	N	16	18 J	<0.1 J	48 J	--	--	--	<0.02	--	0.079	35	--	1.3	--
MW-76-156	01/10/23	N	17	--	<0.1	44 J	--	--	--	0.16 J	--	0.056	--	--	--	--
MW-76-156	12/06/22	N	17	--	<0.1	37	--	--	--	<0.02	--	0.011 J	--	--	--	--
MW-76-156	11/07/22	N	18	19 J	<0.1	38 J	--	--	--	<0.02	--	0.016 J	29 J	--	1.1	--
MW-76-156	10/10/22	N	<1	--	<0.1	98	--	--	--	0.24	--	1.30 J	--	--	--	--
MW-76-156	09/12/22	N	13	--	<0.1	45	--	--	--	0.025	--	0.085	--	--	--	--
MW-76-156	08/08/22	N	8.9	8.5	<0.1	44 J	--	--	--	0.027 J	--	0.13 J	27 J	--	0.93	--
MW-76-156	07/11/22	N	<1	--	<0.1	91	--	--	--	0.2 J	--	1.40	--	--	--	--
MW-76-156	06/13/22	N	13	12 J	<0.1 J	43	--	--	--	<0.02 J	--	0.033	28	--	0.8	--
MW-76-156	05/16/22	N	5.5	--	<0.1 J	43	--	--	--	<0.1	--	0.071	--	--	--	--
MW-76-156	04/11/22	N	15	--	<0.1 J	55	--	--	--	<0.02	--	0.11	--	--	--	--
MW-76-156	03/07/22	N	2	2.5	<0.1 J	70 J	--	--	--	<0.1	--	0.16	25	--	0.93	--
MW-76-156	01/31/22	N	<1	--	<0.1	60	--	--	--	<0.1	--	0.13	--	--	--	--
MW-76-156	12/02/21	N	4	4.5	<0.1 J	47	--	--	--	0.058 J	--	0.092	31	--	1.1	--
MW-76-156	08/18/21	N	2.3	2.6	<0.1 J	47	1.4	410 J	<0.02 J	<0.02 J	27 J	0.11	28	25	1	4,800 J
MW-76-156	05/21/21	N	<1	1.1	<0.1 J	56	1.3	490	0.11 J	0.047 J	36 J	0.16	31	32 J	0.79	4,000
MW-76-156	02/17/21	N	2.9	3.3	<0.1	46	1	280	0.042 J	0.023 J	40	0.094	32	26 J	0.93	3,900
MW-76-156	12/02/20	N	4.2	4.6	2.2	53	2.8 J	360 J	<0.1	<0.1	55 J	0.12	31	25 J	1.2	2,600
MW-76-156	10/21/20	N	2.5	3.6	2.3	56	1.5	310 J	0.12	0.052	39	0.14	31	45	1.1	4,600

Appendix B
January 2020 to June 2026 Analytical Results
Second Quarter 2026 Quarterly Progress Report
Pacific Gas and Electric Company, Topock Compressor Station, Needles, California

Monitoring Well ID	Sample Date	Sample Type	Hexavalent Chromium (µg/L)	Total Dissolved Chromium (µg/L)	Dissolved Arsenic (µg/L)	Dissolved Barium (µg/L)	Dissolved Boron (mg/L)	Dissolved Calcium (mg/L)	Total Iron (mg/L)	Dissolved Iron (mg/L)	Dissolved Magnesium (mg/L)	Dissolved Manganese (mg/L)	Dissolved Molybdenum (µg/L)	Dissolved Potassium (mg/L)	Dissolved Selenium (µg/L)	Dissolved Sodium (mg/L)
MW-76-156	09/29/20	N	<1	69	0.3	69	2 J	350 J	0.24 J	<0.02 J	41 J	0.015	18	24 J	2.3	3,300 J
MW-76-156	08/18/20	N	1.4	1.5	2.3	57	2.6	390	<0.1	<0.1 J	45 J	0.18	33	24	1.1	3,200
MW-76-156	07/21/20	N	1.7	2.4	<0.1 J	64	1.3	360	0.055	0.044 J	37	0.22	33	25 J	0.97	4,300
MW-76-156	06/16/20	N	<1	<1	<0.1 J	68	1.3	380	0.091 J	0.025	39	0.28	29	29 J	0.7	4,100
MW-76-156	05/26/20	N	<1	1.5	2.2 J	59	1.1	370	0.13 J	<0.02	35 J	0.26	29 J	31 J	0.81	4,300
MW-76-156	04/21/20	N	<1	1.7	2.5	65	1.2	450	0.71	0.17	41	0.25	30	26	0.85	3,500
MW-76-156	03/17/20	N	3.3	3.8	2.1	59 J	1.1	390	<0.02	<0.02	39	0.23	29	27	0.86	3,200
MW-76-156	02/20/20	N	1	2	2.3	62	1.6	440	<0.1	<0.1	44	0.22	31	25	0.83	3,200
MW-76-156	01/29/20	N	1.8	2	<0.5	68	1.5	480	<0.1	<0.1	69 J	0.22	31	27	<2.5	4,300
MW-76-156	01/14/26	FD	<0.2	--	<0.1	34	--	--	--	0.049	--	0.046	--	--	--	--
MW-76-156	07/16/25	FD	<0.2	--	<0.1	35	--	--	--	<0.02	--	0.035	--	--	--	--
MW-76-156	05/06/24	FD	<1	<1	<0.1	37 J	--	--	--	<0.02	--	0.057 J	11 J	--	<0.5	--
MW-76-156	05/16/22	FD	5.5	--	<0.1 J	44	--	--	--	0.023	--	0.07	--	--	--	--
MW-76-156	10/21/20	FD	2.9	3.5	2.4	55	1.6	320 J	0.17	0.041	41	0.14	30	42	1	4,100
MW-76-156	05/26/20	FD	<1	1.6	2.2 J	59	1.2	390	0.083 J	0.024 J	37 J	0.28	30 J	29 J	0.8	4,400
MW-76-181	06/08/26	N	<1	--	2.8	41	--	--	--	0.088	--	0.066	--	--	--	--
MW-76-181	05/11/26	N	<1	<1	<0.1	32	--	--	--	0.058	--	0.047	23	--	<0.5	--
MW-76-181	04/13/26	N	<1	--	<0.1	38	--	--	--	<0.02	--	0.056	--	--	--	--
MW-76-181	03/11/26	N	<0.2	--	<0.1	38	--	--	--	0.076	--	0.044	--	--	--	--
MW-76-181	02/09/26	N	<0.2	<1	<0.1	47 J	--	--	--	0.032	--	0.081 J	26 J	--	<0.5 J	--
MW-76-181	01/14/26	N	0.23	--	<0.1	45	--	--	--	<0.02	--	0.025	--	--	--	--
MW-76-181	12/08/25	N	<1	--	<0.1	52	--	--	--	0.21	--	0.12	--	--	--	--
MW-76-181	11/12/25	N	<0.2	<1	<0.1	58	--	--	--	0.13	--	0.17 J	21 J	--	<0.5	--
MW-76-181	10/21/25	N	<0.2	--	0.62	53	--	--	--	0.19 J	--	0.3	--	--	--	--
MW-76-181	09/10/25	N	1.2	--	<0.1	51	--	--	--	<0.02	--	0.017	--	--	--	--
MW-76-181	08/13/25	N	1.7	2	<0.1	54	--	--	--	<0.02	--	0.0069	20	--	<0.5	--
MW-76-181	07/16/25	N	<0.2	--	<0.1	49	--	--	--	0.054	--	0.076	--	--	--	--
MW-76-181	06/11/25	N	<1	--	<0.1	47	--	--	--	0.15 J	--	0.21 J	--	--	--	--
MW-76-181	05/05/25	N	<0.2	<1	0.49 J	47	--	--	--	0.17	--	0.24	19	--	<0.5	--
MW-76-181	04/07/25	N	2.1	2.5	<0.1	46	--	--	--	<0.02	--	0.0019	--	--	--	--
MW-76-181	03/12/25	N	<0.2	--	<0.1	45 J	--	--	--	0.09	--	0.13	--	--	--	--
MW-76-181	02/11/25	N	<1	<1	<0.1	41 J	--	--	--	0.11	--	0.15 J	17	--	<0.5	--
MW-76-181	01/14/25	N	<1	--	1.6 J	35	--	--	--	0.084	--	0.13 J	--	--	--	--
MW-76-181	12/10/24	N	<1	--	2.1	40	--	--	--	0.17	--	0.28	--	--	--	--
MW-76-181	11/11/24	N	<1	<1	2.7	44	--	--	--	0.21 J	--	0.37	17	--	<0.5	--
MW-76-181	10/07/24	N	<1	--	2.4	41	--	--	--	<0.02	--	0.21	--	--	--	--
MW-76-181	09/11/24	N	5	--	2.3	39	--	--	--	<0.02	--	0.006	--	--	--	--
MW-76-181	08/05/24	N	1.7	1.9	2.7	44 J	--	--	--	<0.02	--	0.064 J	20	--	<0.5	--
MW-76-181	07/15/24	N	0.21	--	3.7	69	--	--	--	<0.02	--	0.065	--	--	--	--
MW-76-181	06/10/24	N	<1	--	3.2	41	--	--	--	0.047	--	0.072	--	--	--	--
MW-76-181	05/06/24	N	<0.2	<1	0.71	41 J	--	--	--	0.18	--	0.32 J	29 J	--	<0.5	--
MW-76-181	04/08/24	N	<1	--	<0.1	34 J	--	--	--	0.076	--	0.056 J	--	--	--	--
MW-76-181	03/13/24	N	<1	--	<0.1	33	--	--	--	0.093 J	--	0.044	--	--	--	--
MW-76-181	02/05/24	N	<1	3.9	<0.1	33	--	--	--	0.046	--	0.045	45	--	<0.5	--
MW-76-181	01/08/24	N	1.4	--	<0.1 J	33	--	--	--	0.024	--	0.051	--	--	--	--
MW-76-181	12/11/23	N	<1	--	<0.1	35	--	--	--	0.051	--	0.38	--	--	--	--
MW-76-181	11/06/23	N	52	51	<0.1	25 J	--	--	--	0.022	--	0.029	38	--	<0.5	--
MW-76-181	10/09/23	N	66	--	<0.1 J	34	--	--	--	<0.02	--	0.035	--	--	--	--
MW-76-181	09/13/23	N	89	--	<0.1	33	--	--	--	<0.02 J	--	0.012	--	--	--	--
MW-76-181	08/07/23	N	120	100 J	<0.1 J	32 J	--	--	--	<0.1	--	0.02	51	--	<0.5	--
MW-76-181	07/17/23	N	170	--	<0.1	39 J	--	--	--	<0.02 J	--	0.028	--	--	--	--

Appendix B
January 2020 to June 2026 Analytical Results
Second Quarter 2026 Quarterly Progress Report
Pacific Gas and Electric Company, Topock Compressor Station, Needles, California

Monitoring Well ID	Sample Date	Sample Type	Hexavalent Chromium (µg/L)	Total Dissolved Chromium (µg/L)	Dissolved Arsenic (µg/L)	Dissolved Barium (µg/L)	Dissolved Boron (mg/L)	Dissolved Calcium (mg/L)	Total Iron (mg/L)	Dissolved Iron (mg/L)	Dissolved Magnesium (mg/L)	Dissolved Manganese (mg/L)	Dissolved Molybdenum (µg/L)	Dissolved Potassium (mg/L)	Dissolved Selenium (µg/L)	Dissolved Sodium (mg/L)
MW-76-181	06/12/23	N	240	--	<0.1 J	43	--	--	--	0.021	--	0.034	--	--	--	--
MW-76-181	05/08/23	N	320	340	<0.1	43 J	--	--	--	<0.02	--	0.026 J	48	--	0.7	--
MW-76-181	04/03/23	N	370	--	<0.1	41 J	--	--	--	<0.02	--	0.018 J	--	--	--	--
MW-76-181	03/07/23	N	370	--	<0.1	34 J	--	--	--	<0.02	--	0.018 J	--	--	--	--
MW-76-181	02/07/23	N	390	420	<0.1 J	46 J	--	--	--	<0.02	--	0.021	52	--	0.8	--
MW-76-181	01/10/23	N	460	--	<0.1	42 J	--	--	--	0.088 J	--	0.019	--	--	--	--
MW-76-181	12/06/22	N	610	--	<0.1	42	--	--	--	<0.02	--	0.029 J	--	--	--	--
MW-76-181	11/07/22	N	720	700 J	<0.1	38 J	--	--	--	<0.02	--	0.024 J	32 J	--	1.2	--
MW-76-181	10/10/22	N	1,100	--	<0.1	56	--	--	--	<0.02	--	0.049 J	--	--	--	--
MW-76-181	09/12/22	N	1,100	--	<0.1	65	--	--	--	<0.02	--	0.039	--	--	--	--
MW-76-181	08/08/22	N	1,300	1,200	<0.1	54 J	--	--	--	<0.02 J	--	0.0096 J	30 J	--	1.2	--
MW-76-181	07/11/22	N	1,700	--	<0.1	68	--	--	--	0.032 J	--	0.00074	--	--	--	--
MW-76-181	06/13/22	N	2,000	2,200	<0.1 J	58	--	--	--	<0.025	--	0.029	29	--	2.4	--
MW-76-181	05/16/22	N	2,000	--	<0.1 J	56	--	--	--	<0.1	--	0.016	--	--	--	--
MW-76-181	04/11/22	N	2,200	--	<0.1 J	58	--	--	--	<0.02	--	0.068	--	--	--	--
MW-76-181	03/07/22	N	1,600	1,500	<0.1 J	75 J	--	--	--	<0.1	--	0.15	27	--	1.9	--
MW-76-181	01/31/22	N	1,500	--	<0.1	71	--	--	--	<0.02	--	0.064	--	--	--	--
MW-76-181	12/02/21	N	1,500	1,500	1.5 J	67	--	--	--	0.052 J	--	0.089	27	--	1.7	--
MW-76-181	08/18/21	N	1,500	1,400	<0.1 J	65	1.3	570 J	0.097 J	<0.02 J	63 J	0.12	25	30	1.8	5,100 J
MW-76-181	05/21/21	N	1,500	1,500	<0.1 J	64	1.1	480 J	0.096 J	<0.02 J	76 J	0.2	29	34 J	2.2	4,000 J
MW-76-181	02/17/21	N	1,500	1,600	<0.1	60	0.85	410	0.14 J	0.041 J	78	0.35	30	31 J	1.7	4,400
MW-76-181	12/02/20	N	1,500	1,500	1.5	67	2.7	450 J	0.18 J	<0.1	90	0.31	29	32	2	4,500
MW-76-181	10/21/20	N	1,300	1,200	1.5	73	1.4	450 J	<0.02	<0.02	83	0.39	30	63	2.1	5,800
MW-76-181	09/29/20	N	840	810	1.6	75	1.6 J	370 J	<0.1 J	<0.02 J	85 J	0.48	34	29 J	2	5,300 J
MW-76-181	08/18/20	N	800	760	1.7	70	2.8	570	<0.1	<0.1 J	99 J	0.5	34	29	1.8	4,300
MW-76-181	07/21/20	N	1,100	1,100	<0.1 J	76	1.1	530	<0.02	<0.02	77	0.5	35	29 J	2	5,200
MW-76-181	06/16/20	N	710	660	<0.1 J	76	1.1	560	0.037 J	0.033	84	0.55	34	30 J	1.5	4,700
MW-76-181	05/26/20	N	1,200	1,100	1.7 J	70	0.95	540	0.31 J	<0.02	73 J	0.54	31 J	32 J	1.9	4,400
MW-76-181	04/21/20	N	720	700	1.6	100	1	550	0.48	0.08	74	0.79	35	28	<2.5	3,900
MW-76-181	03/17/20	N	1,100	1,100	1.5	78 J	1.1	580	0.1 J	0.025 J	84	0.7	33	32	1.7	4,000
MW-76-181	02/20/20	N	1,000	970	1.6	91	1.6	580	<0.1	<0.1	79	0.86	34	29	1.6	3,900
MW-76-181	01/29/20	N	890	860	<0.5	91	1.5	570	<0.1	<0.1	96 J	0.93	33	28	<2.5	4,400
MW-76-181	01/14/25	FD	<1	--	1.5 J	36	--	--	--	0.083	--	0.13 J	--	--	--	--
MW-76-181	08/05/24	FD	1.6	2	2.4	44 J	--	--	--	<0.02	--	0.063 J	19	--	<0.5	--
MW-76-181	10/09/23	FD	67	--	<0.1 J	34	--	--	--	0.025	--	0.034	--	--	--	--
MW-76-181	12/06/22	FD	610	--	<0.1	42	--	--	--	<0.02	--	0.03 J	--	--	--	--
MW-76-181	11/07/22	FD	760	730 J	<0.1	39 J	--	--	--	<0.02	--	0.026 J	33 J	--	<2.5	--
MW-76-181	12/02/20	FD	1,500	1,600	1.4	68	1.7	580 J	0.31	<0.1	110	0.31	30	32	2	4,500
MW-76-218	06/08/26	N	<1	--	4.6	51	--	--	--	0.026	--	0.078	--	--	--	--
MW-76-218	05/11/26	N	1.1	1.3	1.2	35	--	--	--	<0.02	--	0.061	55	--	<0.5	--
MW-76-218	04/13/26	N	1	--	0.42	55	--	--	--	0.031	--	0.007	--	--	--	--
MW-76-218	03/11/26	N	<1	--	0.96	46	--	--	--	0.024	--	0.11	--	--	--	--
MW-76-218	02/09/26	N	<0.2	<1	0.87	48 J	--	--	--	0.52	--	0.13 J	23 J	--	<0.5 J	--
MW-76-218	01/14/26	N	<1	--	2	43	--	--	--	0.05	--	0.14	--	--	--	--
MW-76-218	12/08/25	N	<1	--	<0.1	63	--	--	--	0.11	--	0.026	--	--	--	--
MW-76-218	11/12/25	N	<0.2	<1	1.1	54	--	--	--	0.12	--	0.17 J	14 J	--	<0.5	--
MW-76-218	10/21/25	N	<0.2	--	0.23 J	50	--	--	--	0.064 J	--	0.15	--	--	--	--
MW-76-218	09/10/25	N	<0.2	--	<0.1	49	--	--	--	0.09	--	0.16	--	--	--	--
MW-76-218	08/13/25	N	<0.2	<1	<0.1	53	--	--	--	0.09	--	0.034	13	--	<0.5	--
MW-76-218	07/16/25	N	<0.2	--	<0.1	49	--	--	--	0.027	--	0.051	--	--	--	--
MW-76-218	06/11/25	N	<1	--	<0.1	51	--	--	--	0.18 J	--	0.12 J	--	--	--	--

Appendix B
January 2020 to June 2026 Analytical Results
Second Quarter 2026 Quarterly Progress Report
Pacific Gas and Electric Company, Topock Compressor Station, Needles, California

Monitoring Well ID	Sample Date	Sample Type	Hexavalent Chromium (µg/L)	Total Dissolved Chromium (µg/L)	Dissolved Arsenic (µg/L)	Dissolved Barium (µg/L)	Dissolved Boron (mg/L)	Dissolved Calcium (mg/L)	Total Iron (mg/L)	Dissolved Iron (mg/L)	Dissolved Magnesium (mg/L)	Dissolved Manganese (mg/L)	Dissolved Molybdenum (µg/L)	Dissolved Potassium (mg/L)	Dissolved Selenium (µg/L)	Dissolved Sodium (mg/L)
MW-76-218	05/05/25	N	<0.2	<1	1.2 J	54	–	--	–	0.32	–	0.15	19	–	<0.5	–
MW-76-218	04/07/25	N	0.5	<1	0.67	54	–	--	–	<0.02	–	0.028	--	–	–	–
MW-76-218	03/12/25	N	<0.2	–	0.59	51 J	–	--	–	0.15	–	0.14	--	–	–	–
MW-76-218	02/11/25	N	<1	<1	0.73	44 J	–	--	–	0.24 J	–	0.15 J	8.8	–	<0.5	–
MW-76-218	01/14/25	N	1.3	–	2.1 J	39	–	--	–	0.11	–	0.11 J	--	–	–	–
MW-76-218	12/10/24	N	<1	–	3.5	48	–	--	–	0.18	–	0.15	--	–	–	–
MW-76-218	11/11/24	N	0.25	<1	3.7	53	–	--	–	0.12 J	–	0.14	15	–	<0.5	–
MW-76-218	10/07/24	N	<1	–	4.6	52	–	--	–	0.045	–	0.13	--	–	–	–
MW-76-218	09/11/24	N	<1	–	5.6	49	–	--	–	0.055	–	0.085	--	–	–	–
MW-76-218	08/05/24	N	<1	<1	5.6	51 J	–	--	–	0.048	–	0.092 J	25	–	<0.5	–
MW-76-218	07/15/24	N	<1	–	6.2	46	–	--	–	<0.02	–	0.07	--	–	–	–
MW-76-218	06/10/24	N	<0.2	–	7	41	–	--	–	0.037	–	0.07	--	–	–	–
MW-76-218	05/06/24	N	<1	<1	<0.1	51 J	–	--	–	0.16	–	0.21 J	17 J	–	<0.5	–
MW-76-218	04/08/24	N	<1	–	1.2 J	50 J	–	--	–	0.1	–	0.2 J	--	–	–	–
MW-76-218	03/13/24	N	<1	–	4.2	40	–	--	–	0.028 J	–	0.082	--	–	–	–
MW-76-218	02/05/24	N	<1	<1	1.6	41	–	--	–	0.034	–	0.1	81	–	<0.5	–
MW-76-218	01/08/24	N	18	–	2 J	36	–	--	–	<0.02	–	0.042	--	–	–	–
MW-76-218	12/11/23	N	16	–	0.68	38	–	--	–	0.035	–	0.051	--	–	–	–
MW-76-218	11/06/23	N	<1	<1	0.63	21 J	–	--	–	<0.02	–	0.03	65	–	<0.5	–
MW-76-218	10/09/23	N	<1	–	1.1 J	33	–	--	–	0.041	–	0.043	--	–	–	–
MW-76-218	09/13/23	N	24	–	<0.1	30	–	--	–	<0.02 J	–	0.034	--	–	–	–
MW-76-218	08/07/23	N	0.25	3.8 J	<0.1 J	45 J	–	--	–	<0.1	–	0.084	96	–	<0.5	–
MW-76-218	07/17/23	N	<0.2	–	2.5	44 J	–	--	–	0.03 J	–	0.13	--	–	–	–
MW-76-218	06/12/23	N	<0.2	–	2.6 J	37	–	--	–	0.051	–	0.076	--	–	–	–
MW-76-218	05/08/23	N	<0.2	<1	1.9	43 J	–	--	–	<0.02	–	0.12 J	77	–	<0.5	–
MW-76-218	04/03/23	N	<1	–	0.36 J	44 J	–	--	–	<0.02	–	0.084 J	--	–	–	–
MW-76-218	03/07/23	N	<1	–	<0.1	83 J	–	--	–	0.041	–	0.41 J	--	–	–	–
MW-76-218	02/07/23	N	<1	<1	<0.1	94	–	--	–	<0.02	–	0.44 J	32	–	<0.5	–
MW-76-218	01/10/23	N	<1	–	<0.1	83 J	–	--	–	0.032 J	–	0.42	--	–	–	–
MW-76-218	12/06/22	N	<1	–	<0.1	82	–	--	–	<0.02	–	0.5 J	--	–	–	–
MW-76-218	11/07/22	N	<1	<1 J	<0.1	69 J	–	--	–	<0.02	–	0.43 J	26 J	–	<0.5	–
MW-76-218	10/10/22	N	<1	–	<0.1	78	–	--	–	<0.02	–	0.47 J	--	–	–	–
MW-76-218	09/12/22	N	<1	–	<0.1	86	–	--	–	0.029	–	0.43	--	–	–	–
MW-76-218	08/08/22	N	2.3	2.3	<0.1	73 J	–	--	–	<0.02 J	–	0.35 J	33	–	0.74	–
MW-76-218	07/11/22	N	36	–	<0.1	87	–	--	–	0.044 J	–	0.24	--	–	–	–
MW-76-218	06/13/22	N	60	53 J	<0.5 J	46 J	–	--	–	<0.02 J	–	0.098 J	77 J	–	0.98	–
MW-76-218	05/16/22	N	120	–	3.6 J	54	–	--	–	<0.1	–	0.14	--	–	–	–
MW-76-218	04/11/22	N	460	–	<0.1 J	63	–	--	–	<0.02	–	0.15	--	–	–	–
MW-76-218	03/07/22	N	670	700	3.5 J	79 J	–	--	–	<0.1	–	0.27	54	–	1.5	–
MW-76-218	01/31/22	N	370	–	<0.1	74	–	--	–	<0.1	–	0.35	--	–	–	–
MW-76-218	12/02/21	N	270	280	3.9 J	66	–	--	–	<0.02 J	–	0.28	68	–	1	–
MW-76-218	08/18/21	N	320	310	<0.1 J	70	2	390 J	0.023 J	<0.02 J	15 J	0.38	47	45	1.3	5,600 J
MW-76-218	05/21/21	N	27	26	<0.1 J	76	1.9	380 J	0.05 J	0.044 J	13 J	0.37	61	70 J	0.89	5,100 J
MW-76-218	02/17/21	N	26	25	<0.1	61	1.8	170	0.1 J	0.03 J	6.2	0.2	93	57 J	0.65	5,900
MW-76-218	12/02/20	N	81	71	4.2	67	3.2	300 J	<0.1	<0.1	14	0.24	86	57	0.63	6,200
MW-76-218	10/21/20	N	46	44	4.5	76	2.5	150 J	0.11	<0.1	6.6	0.25	90	82	0.71	6,700
MW-76-218	09/29/20	N	17	16	4.5	77	2.8 J	230 J	<0.1 J	<0.1 J	12 J	0.27	88	51 J	0.63	4,200 J
MW-76-218	08/18/20	N	5.5	6.2	4.5	89	3.6	280	<0.1	<0.1 J	14 J	0.31	81	48	0.69	5,300
MW-76-218	07/21/20	N	23	27	4.7 J	94	2	230	0.039	<0.02 J	8.8	0.34	87	45 J	0.57	6,200
MW-76-218	06/16/20	N	4.8	5.5	<0.1 J	100	2	290	0.039 J	<0.02	14	0.36	70	56 J	0.57	3,900 J
MW-76-218	05/26/20	N	<1	<1	5.1 J	84	1.8	240	0.047 J	<0.02	7.9 J	0.32	78 J	60 J	<0.5	5,500

Appendix B
January 2020 to June 2026 Analytical Results
Second Quarter 2026 Quarterly Progress Report
Pacific Gas and Electric Company, Topock Compressor Station, Needles, California

Monitoring Well ID	Sample Date	Sample Type	Hexavalent Chromium (µg/L)	Total Dissolved Chromium (µg/L)	Dissolved Arsenic (µg/L)	Dissolved Barium (µg/L)	Dissolved Boron (mg/L)	Dissolved Calcium (mg/L)	Total Iron (mg/L)	Dissolved Iron (mg/L)	Dissolved Magnesium (mg/L)	Dissolved Manganese (mg/L)	Dissolved Molybdenum (µg/L)	Dissolved Potassium (mg/L)	Dissolved Selenium (µg/L)	Dissolved Sodium (mg/L)
MW-76-218	04/21/20	N	2.1	4.2	4.6	87	2.1	260	0.3	0.12	6.1	0.25	87	46	<2.5	5,000
MW-76-218	03/17/20	N	51	45	4.2	79 J	1.9	250	0.39 J	0.049 J	8.1	0.26	81	52	<0.5	5,000
MW-76-218	02/20/20	N	2.8	4.7	4.4	86	2.9	260	0.1	0.18	7.1	0.25	90	51	0.6	5,200
MW-76-218	01/29/20	N	8.4	9.6	<0.5	95	2.5	290	<0.1	0.024	6.5 J	0.27	94	45	<2.5	5,400
MW-76-218	04/13/26	FD	1.3	--	0.4	55	--	--	--	<0.02	--	0.007	--	--	--	--
MW-76-218	02/11/25	FD	<1	<1	0.59	46 J	--	--	--	0.17 J	--	0.15 J	9	--	<0.5	--
MW-76-218	12/10/24	FD	<1	--	3.8	50	--	--	--	0.15	--	0.16	--	--	--	--
MW-76-218	09/11/24	FD	<1	--	5.3	48	--	--	--	0.055	--	0.087	--	--	--	--
MW-76-218	08/07/23	FD	<0.2	3.7 J	<0.1 J	45 J	--	--	--	<0.1	--	0.087	97	--	<0.5	--
MW-76-218	07/17/23	FD	<0.2	--	2.7	45 J	--	--	--	0.056 J	--	0.12	--	--	--	--
MW-76-218	03/07/22	FD	680	620	3 J	73 J	--	--	--	<0.1	--	0.25	47	--	1.2	--
MW-76-218	08/18/21	FD	290	310	<0.1 J	73	1.9	370 J	0.034 J	<0.02 J	15 J	0.39	48	45	1.2	5,600 J
MW-76-218	09/29/20	FD	17	16	4.5	80	2.7 J	220 J	<0.1 J	<0.1 J	11 J	0.26	87	50 J	0.58	6,000 J
MW-76-218	06/16/20	FD	5.5	5.6	<0.1 J	100	1.9	280	0.24 J	<0.02	14	0.36	70	53 J	0.7	5,800 J
MW-77-046	05/13/26	N	<0.2	<1	0.55	100	--	--	--	0.033	--	0.78	--	--	--	--
MW-77-046	02/12/26	N	<0.2	--	0.8	67	--	--	--	0.059	--	0.49 J	--	--	--	--
MW-77-046	11/12/25	N	<1	<1	1.4	92	--	--	--	0.077 J	--	0.8	33	--	<0.5	--
MW-77-046	08/13/25	N	<0.2	--	<0.1	57	--	--	--	<0.02	--	0.013	--	--	--	--
MW-77-046	05/13/25	N	<0.2	<1	1.8	98	--	--	--	0.025	--	0.82	--	--	--	--
MW-77-046	02/10/25	N	<1	--	1.1	91	--	--	--	0.13	--	0.72	--	--	--	--
MW-77-046	01/13/25	N	<1	--	3.6	120 J	--	--	--	0.23	--	0.92	--	--	--	--
MW-77-046	12/09/24	N	<1	--	4.3	130	--	--	--	0.061	--	1.50	--	--	--	--
MW-77-046	11/14/24	N	<1	<1	5	130	--	--	--	0.2	--	1.40	36	--	2.6	--
MW-77-046	10/07/24	N	<1	--	2.9	100	--	--	--	0.029	--	0.85	--	--	--	--
MW-77-046	09/09/24	N	<1	--	3.4	110	--	--	--	0.057	--	0.99	--	--	--	--
MW-77-046	08/05/24	N	<1	--	4.5	120 J	--	--	--	0.22	--	1.10 J	--	--	--	--
MW-77-046	07/15/24	N	1	--	3.5	120	--	--	--	0.045 J	--	0.94	--	--	--	--
MW-77-046	06/10/24	N	<1	--	3.4	120	--	--	--	0.022	--	1.10	--	--	--	--
MW-77-046	05/06/24	N	<1	<1	0.26	120 J	--	--	--	0.035	--	1 J	--	--	--	--
MW-77-046	04/10/24	N	<1	--	<0.1	100	--	--	--	0.063	--	0.81 J	--	--	--	--
MW-77-046	03/13/24	N	<1	--	0.42	100	--	--	--	0.043 J	--	0.83	--	--	--	--
MW-77-046	02/05/24	N	<0.2	--	1.6	90	--	--	--	0.28	--	0.66	--	--	--	--
MW-77-046	01/08/24	N	<1	--	<0.1 J	120	--	--	--	0.25	--	0.61	--	--	--	--
MW-77-046	12/11/23	N	<1	--	0.59	130	--	--	--	0.14	--	0.84	--	--	--	--
MW-77-046	11/06/23	N	<0.2	<1	1	65 J	--	--	--	0.081	--	0.73	30	--	<0.5	--
MW-77-046	10/11/23	N	<0.2	--	1.3	89	--	--	--	0.08	--	0.75 J	--	--	--	--
MW-77-046	09/11/23	N	<0.2	--	2.7	110 J	--	--	--	0.19 J	--	0.89 J	--	--	--	--
MW-77-046	08/07/23	N	<0.2	--	1.4 J	78 J	--	--	--	<0.1	--	0.72	--	--	--	--
MW-77-046	07/17/23	N	<0.2	--	1.9	89 J	--	--	--	0.099 J	--	0.67	--	--	--	--
MW-77-046	06/14/23	N	<0.2	--	1.3	75	--	--	--	<0.02	--	0.58	--	--	--	--
MW-77-046	05/08/23	N	0.56	<1	1.8	77 J	--	--	--	<0.02	--	0.58 J	--	--	--	--
MW-77-046	04/03/23	N	2.6	--	1.4	59 J	--	--	--	<0.02	--	0.47 J	--	--	--	--
MW-77-046	03/06/23	N	<0.71	--	0.58 J	62	--	--	--	<0.02	--	0.47 J	--	--	--	--
MW-77-046	02/07/23	N	<1	--	<0.1 J	100 J	--	--	--	0.1	--	0.43	--	--	--	--
MW-77-046	01/09/23	N	<0.2	--	2.6 J	100	--	--	--	0.2	--	0.44	--	--	--	--
MW-77-046	12/05/22	N	<0.2	--	5.6 J	97	--	--	--	0.034	--	0.67	--	--	--	--
MW-77-046	11/07/22	N	<1	<1 J	3.1	60 J	--	--	--	<0.02	--	0.5 J	81 J	--	2.2	--
MW-77-046	10/10/22	N	<0.2	--	2.5	56	--	--	--	<0.02	--	0.6 J	--	--	--	--
MW-77-046	09/12/22	N	<0.2	--	3.7	59	--	--	--	0.076	--	0.47	--	--	--	--
MW-77-046	08/08/22	N	<0.2	--	2.3	97 J	--	--	--	0.027 J	--	0.8 J	--	--	--	--
MW-77-046	07/11/22	N	<0.2	--	1.2	55	--	--	--	0.13 J	--	0.48	--	--	--	--

Appendix B
January 2020 to June 2026 Analytical Results
Second Quarter 2026 Quarterly Progress Report
Pacific Gas and Electric Company, Topock Compressor Station, Needles, California

Monitoring Well ID	Sample Date	Sample Type	Hexavalent Chromium (µg/L)	Total Dissolved Chromium (µg/L)	Dissolved Arsenic (µg/L)	Dissolved Barium (µg/L)	Dissolved Boron (mg/L)	Dissolved Calcium (mg/L)	Total Iron (mg/L)	Dissolved Iron (mg/L)	Dissolved Magnesium (mg/L)	Dissolved Manganese (mg/L)	Dissolved Molybdenum (µg/L)	Dissolved Potassium (mg/L)	Dissolved Selenium (µg/L)	Dissolved Sodium (mg/L)
MW-77-046	06/15/22	N	0.5	--	<0.1 J	54	--	--	--	0.13	--	0.43	--	--	--	--
MW-77-046	05/02/22	N	<0.2	<1	0.89	50	--	--	--	0.54 J	--	0.31	--	--	--	--
MW-77-046	03/01/22	N	<0.2	--	0.89	43	--	--	--	1.50	--	0.27	--	--	--	--
MW-77-046	12/02/21	N	<1	<1	<0.1 J	95	--	--	--	0.94 J	--	0.42	95	--	3	--
MW-77-046	08/18/21	N	<0.2	<1	1.7 J	58	1.3	100 J	4.80 J	0.22 J	58 J	0.44	120	17	<0.5	1,500 J
MW-77-046	05/18/21	N	<0.2	<1	2.1 J	49	1	87	6.10 J	0.33 J	45 J	0.39	140	11 J	<0.5	1,100 J
MW-77-046	02/17/21	N	<0.2	<1	0.8	41	1.1	58	0.49 J	0.28 J	76	0.2	130	22 J	0.58	1,200
MW-77-046	12/02/20	N	<1	<1	3.6	95	2.9	140 J	0.69 J	0.37	180	0.44	93	45	1.9	2,400
MW-77-046	08/19/20	N	<0.2 J	<1	2.5	72	1.4	86 J	0.78	0.23 J	69	0.46	140	16	<0.5	1,500
MW-77-046	05/26/20	N	0.48	<1	2.8 J	51	0.99	85	0.22 J	0.049 J	46 J	0.35	120 J	14 J	<0.5	1,600
MW-77-046	02/18/20	N	0.9	1.8	0.56	38 J	1.8	120	0.24 J	0.17	120	0.19	100	31	4.2	2,000
MW-77-046	01/30/20	N	1.1	3.3	1.4	39	2	130	2.10	0.43	150	0.24	93	35	4	2,300
MW-77-046	06/10/24	FD	<1	--	3.2	110	--	--	--	0.024	--	1.30	--	--	--	--
MW-77-046	06/15/22	FD	0.53	--	0.69 J	54	--	--	--	0.13	--	0.45	--	--	--	--
MW-77-046	05/18/21	FD	<0.2	<1	2.1 J	49	0.99	87	6.70 J	0.43 J	44 J	0.38	140	11 J	<0.5	1,100 J
MW-77-102	05/13/26	N	<1	<1	<0.1	61	--	--	--	0.024	--	0.0099	--	--	--	--
MW-77-102	02/12/26	N	<0.2	--	<0.1	51	--	--	--	<0.02	--	0.0083 J	--	--	--	--
MW-77-102	11/10/25	N	<1	<1	<0.1	50	--	--	--	0.046	--	0.013	4.7	--	<0.5	--
MW-77-102	08/13/25	N	<1	--	<0.1 J	69 J	--	--	--	0.031	--	0.036 J	--	--	--	--
MW-77-102	05/13/25	N	1.4	1.9	<0.1	54	--	--	--	<0.02	--	0.015	--	--	--	--
MW-77-102	02/10/25	N	1.7	--	<0.1	51	--	--	--	<0.02	--	0.013	--	--	--	--
MW-77-102	01/13/25	N	2.2	--	1.2	49 J	--	--	--	<0.02	--	0.013	--	--	--	--
MW-77-102	12/09/24	N	<1	--	1.1	46	--	--	--	0.044	--	0.022	--	--	--	--
MW-77-102	11/14/24	N	0.37	<1	1.2	55	--	--	--	0.065	--	0.026	4.8	--	<0.5	--
MW-77-102	10/07/24	N	<0.2	--	1.5	51	--	--	--	0.14	--	0.024	--	--	--	--
MW-77-102	09/09/24	N	1.6	--	1.3	49	--	--	--	<0.02	--	0.029	--	--	--	--
MW-77-102	08/05/24	N	0.39	--	1.4	58 J	--	--	--	0.11	--	0.026 J	--	--	--	--
MW-77-102	07/15/24	N	0.58	--	1.6	61	--	--	--	0.23 J	--	0.031	--	--	--	--
MW-77-102	06/10/24	N	0.56	--	1.5	55	--	--	--	<0.02	--	0.036	--	--	--	--
MW-77-102	05/06/24	N	<1	<1	<0.1	58 J	--	--	--	0.06	--	0.068 J	--	--	--	--
MW-77-102	04/10/24	N	<1	--	<0.1	51	--	--	--	0.088	--	0.041 J	--	--	--	--
MW-77-102	03/13/24	N	<1	--	<0.1	67	--	--	--	0.022 J	--	0.072	--	--	--	--
MW-77-102	02/05/24	N	0.6	--	<0.1	87	--	--	--	0.051	--	0.069	--	--	--	--
MW-77-102	01/08/24	N	1.6	--	<0.1 J	53	--	--	--	0.039	--	0.027	--	--	--	--
MW-77-102	12/11/23	N	0.51	--	<0.1	56	--	--	--	0.098 J	--	0.053	--	--	--	--
MW-77-102	11/06/23	N	<1	<1	<0.1	41 J	--	--	--	0.036	--	0.046	9	--	<0.5	--
MW-77-102	10/11/23	N	1.1	--	<0.1	53	--	--	--	0.021	--	0.042 J	--	--	--	--
MW-77-102	09/11/23	N	<1	--	<0.1	60 J	--	--	--	<0.02 J	--	0.12 J	--	--	--	--
MW-77-102	08/07/23	N	2.5	--	1.1 J	12 J	--	--	--	0.14 J	--	0.018	--	--	--	--
MW-77-102	07/17/23	N	<1	--	<0.1	71 J	--	--	--	0.034 J	--	0.14	--	--	--	--
MW-77-102	06/14/23	N	<1	--	<0.1	67	--	--	--	0.031	--	0.12	--	--	--	--
MW-77-102	05/08/23	N	<1	<1	<0.1	62 J	--	--	--	<0.02	--	0.11 J	--	--	--	--
MW-77-102	04/03/23	N	<1	--	<0.1	76 J	--	--	--	<0.02	--	0.12 J	--	--	--	--
MW-77-102	03/06/23	N	<1	--	<0.1	75	--	--	--	<0.02	--	0.12 J	--	--	--	--
MW-77-102	02/07/23	N	<1	--	<0.1 J	89 J	--	--	--	<0.02	--	0.15	--	--	--	--
MW-77-102	01/09/23	N	<1	--	<0.1 J	79	--	--	--	<0.02	--	0.13	--	--	--	--
MW-77-102	12/05/22	N	<1	--	R	75	--	--	--	<0.02	--	0.12	--	--	--	--
MW-77-102	11/07/22	N	<1	1.1 J	<0.1	64 J	--	--	--	<0.02	--	0.12 J	26 J	--	<2.5	--
MW-77-102	10/10/22	N	<1	--	<0.1	56	--	--	--	<0.02	--	0.1 J	--	--	--	--
MW-77-102	09/12/22	N	0.31	--	<0.1	52	--	--	--	0.054	--	0.055	--	--	--	--
MW-77-102	08/08/22	N	<0.2	--	<0.1	42 J	--	--	--	0.4 J	--	0.053 J	--	--	--	--

Appendix B
January 2020 to June 2026 Analytical Results
Second Quarter 2026 Quarterly Progress Report
Pacific Gas and Electric Company, Topock Compressor Station, Needles, California

Monitoring Well ID	Sample Date	Sample Type	Hexavalent Chromium (µg/L)	Total Dissolved Chromium (µg/L)	Dissolved Arsenic (µg/L)	Dissolved Barium (µg/L)	Dissolved Boron (mg/L)	Dissolved Calcium (mg/L)	Total Iron (mg/L)	Dissolved Iron (mg/L)	Dissolved Magnesium (mg/L)	Dissolved Manganese (mg/L)	Dissolved Molybdenum (µg/L)	Dissolved Potassium (mg/L)	Dissolved Selenium (µg/L)	Dissolved Sodium (mg/L)
MW-77-102	07/11/22	N	<0.2	–	<0.1	59	–	--	–	0.26 J	–	0.11	--	–	–	–
MW-77-102	06/15/22	N	<1	–	<0.1	50	–	--	–	0.067	–	0.078	--	–	–	–
MW-77-102	05/02/22	N	0.59	<1	<0.1	44	–	--	–	<0.02	–	0.047	--	–	–	–
MW-77-102	03/01/22	N	<0.2	–	<0.1	48	–	--	–	<0.1	–	0.029	--	–	–	–
MW-77-102	12/02/21	N	0.67	<1	<0.1 J	40	–	--	–	0.039 J	–	0.02	4.4	–	<0.5	–
MW-77-102	08/18/21	N	0.55	<1	<0.1 J	39	1.2	58 J	0.029 J	<0.02 J	9 J	0.028	4.2	15	<0.5	1,600 J
MW-77-102	05/18/21	N	1.1 J	1.9	<0.1 J	40	1.1	230	0.16 J	0.033 J	29 J	0.022	4.4	14 J	<0.5	1,400 J
MW-77-102	02/17/21	N	0.61	1.5	<0.1	41	0.98	180	0.059 J	0.021 J	36	0.016	4.5	16 J	<0.5	1,300
MW-77-102	12/02/20	N	1.6	1.6	1.3	45	1.4	200 J	0.089	<0.02	42	0.017	3.9	15	<0.5	1,500
MW-77-102	08/19/20	N	0.61 J	1	<0.1	45	1.2	190 J	0.14	0.082 J	35	0.039	4.4	16	<0.5	1,600
MW-77-102	05/26/20	N	0.62	1.1	<0.1 J	40	1	210	0.028 J	<0.02	29 J	0.04	3.8 J	17 J	<0.5	1,900
MW-77-102	02/18/20	N	0.57	<1	<0.1	51 J	1.4	290	0.14 J	0.032	37	0.064	4.1	17	<0.5	1,700
MW-77-102	02/12/26	FD	<0.2	–	<0.1	52	–	--	–	0.021	–	0.0086 J	--	–	–	–
MW-77-102	08/13/25	FD	<0.2	–	0.41 J	96 J	–	--	–	0.029	–	0.55 J	--	–	–	–
MW-77-102	12/11/23	FD	0.6	–	<0.1	55	–	--	–	0.051 J	–	0.051	--	–	–	–
MW-77-102	09/11/23	FD	<1	–	<0.1	62 J	–	--	–	<0.02 J	–	0.12 J	--	–	–	–
MW-77-102	06/14/23	FD	<1	–	<0.1	69	–	--	–	<0.02	–	0.12	--	–	–	–
MW-77-158	05/13/26	N	<0.2	<1	<0.1	40	–	--	–	0.032	–	0.028	--	–	–	–
MW-77-158	02/12/26	N	<0.2	–	<0.1	35	–	--	–	0.034	–	0.033 J	--	–	–	–
MW-77-158	11/10/25	N	<0.2	<1	<0.1	31	–	--	–	0.12	–	0.029	9.2	–	<0.5	–
MW-77-158	08/13/25	N	<0.2	–	<0.1	33	–	--	–	0.029	–	0.03	--	–	–	–
MW-77-158	05/13/25	N	<0.2	<1	0.56	37	–	--	–	<0.02	–	0.027	--	–	–	–
MW-77-158	02/10/25	N	<0.2	–	<0.1	33	–	--	–	<0.041	–	0.027	--	–	–	–
MW-77-158	01/13/25	N	<1	–	1.7	32 J	–	--	–	0.031	–	0.031	--	–	–	–
MW-77-158	12/09/24	N	<1	–	1.7	31	–	--	–	0.061	–	0.033	--	–	–	–
MW-77-158	11/14/24	N	<1	<1	2	35	–	--	–	0.038	–	0.042	8.2	–	<0.5	–
MW-77-158	10/07/24	N	<1	–	1.8	33	–	--	–	0.04	–	0.039	--	–	–	–
MW-77-158	09/09/24	N	<1	–	2	33	–	--	–	0.059	–	0.041	--	–	–	–
MW-77-158	08/05/24	N	<1	–	2	37 J	–	--	–	0.038	–	0.035 J	--	–	–	–
MW-77-158	07/15/24	N	1	–	2	34	–	--	–	0.087 J	–	0.029	--	–	–	–
MW-77-158	06/10/24	N	<1	–	1.8	36	–	--	–	0.034	–	0.032	--	–	–	–
MW-77-158	05/06/24	N	<1	<1	<0.1	37 J	–	--	–	0.055	–	0.037 J	--	–	–	–
MW-77-158	04/10/24	N	<1	–	<0.1	36	–	--	–	0.037	–	0.035 J	--	–	–	–
MW-77-158	03/13/24	N	<1	–	<0.1	39	–	--	–	0.047 J	–	0.037	--	–	–	–
MW-77-158	02/05/24	N	<0.2	–	<0.1	42	–	--	–	0.08	–	0.093	--	–	–	–
MW-77-158	01/08/24	N	<1	–	<0.1 J	39	–	--	–	0.054	–	0.036	--	–	–	–
MW-77-158	12/11/23	N	<0.2	–	<0.1	39	–	--	–	0.059	–	0.047	--	–	–	–
MW-77-158	11/06/23	N	<1	<1	<0.1	26 J	–	--	–	0.029	–	0.025	7	–	<0.5	–
MW-77-158	10/11/23	N	<1	–	<0.1	50	–	--	–	0.062	–	0.055 J	--	–	–	–
MW-77-158	09/11/23	N	<1	–	<0.1	40 J	–	--	–	<0.02 J	–	0.045 J	--	–	–	–
MW-77-158	08/07/23	N	<0.2	–	0.8 J	40 J	–	--	–	<0.1	–	0.31	--	–	–	–
MW-77-158	07/17/23	N	<0.2	–	<0.1	44 J	–	--	–	0.038 J	–	0.038	--	–	–	–
MW-77-158	06/14/23	N	<0.2	–	0.45	36	–	--	–	0.047	–	0.031	--	–	–	–
MW-77-158	05/08/23	N	<1	<1	<0.1	43 J	–	--	–	0.046	–	0.063 J	--	–	–	–
MW-77-158	04/03/23	N	<1	–	<0.1	40 J	–	--	–	0.038	–	0.055 J	--	–	–	–
MW-77-158	03/06/23	N	<1	–	<0.1	40	–	--	–	0.046	–	0.068 J	--	–	–	–
MW-77-158	02/07/23	N	<1	–	<0.1 J	45 J	–	--	–	0.039	–	0.055	--	–	–	–
MW-77-158	01/09/23	N	<1	–	3.1 J	35	–	--	–	0.085	–	0.074	--	–	–	–
MW-77-158	12/05/22	N	<1	–	2.3 J	30	–	--	–	0.033	–	0.028	--	–	–	–
MW-77-158	11/07/22	N	<1	<1 J	1.6	30 J	–	--	–	0.026	–	0.028 J	34 J	–	<0.5	–
MW-77-158	10/10/22	N	<0.2	–	0.65	30	–	--	–	0.023	–	0.027 J	--	–	–	–

Appendix B
January 2020 to June 2026 Analytical Results
Second Quarter 2026 Quarterly Progress Report
Pacific Gas and Electric Company, Topock Compressor Station, Needles, California

Monitoring Well ID	Sample Date	Sample Type	Hexavalent Chromium (µg/L)	Total Dissolved Chromium (µg/L)	Dissolved Arsenic (µg/L)	Dissolved Barium (µg/L)	Dissolved Boron (mg/L)	Dissolved Calcium (mg/L)	Total Iron (mg/L)	Dissolved Iron (mg/L)	Dissolved Magnesium (mg/L)	Dissolved Manganese (mg/L)	Dissolved Molybdenum (µg/L)	Dissolved Potassium (mg/L)	Dissolved Selenium (µg/L)	Dissolved Sodium (mg/L)
MW-77-158	09/12/22	N	<0.2	--	2.4	31	--	--	--	0.029	--	0.039	--	--	--	--
MW-77-158	08/08/22	N	<1	--	<0.1	46 J	--	--	--	<0.02 J	--	0.064 J	--	--	--	--
MW-77-158	07/11/22	N	<0.2	--	<0.1	30	--	--	--	0.36 J	--	0.019	--	--	--	--
MW-77-158	06/15/22	N	2.4	--	<0.1	36	--	--	--	<0.032	--	0.01	--	--	--	--
MW-77-158	05/02/22	N	7.1	8.4	<0.1	47	--	--	--	0.024 J	--	0.018	--	--	--	--
MW-77-158	03/01/22	N	52	--	<0.1	49	--	--	--	<0.1	--	0.068	--	--	--	--
MW-77-158	12/02/21	N	7.1	7.7	<0.1 J	43	--	--	--	0.048 J	--	0.06	32	--	0.53	--
MW-77-158	08/18/21	N	1.8	3.1	<0.1 J	46	2.6	580 J	0.1 J	0.026 J	31 J	0.079	34	38	<0.5	4,900 J
MW-77-158	05/18/21	N	10 J	9.8	<0.1 J	44	1.2	640	0.11 J	0.044 J	47 J	0.029	28	40 J	0.62	4,100 J
MW-77-158	02/17/21	N	7.7	7.9	<0.1	43	1	340	0.066 J	0.04 J	49	0.036	32	45 J	<0.5	4,400
MW-77-158	12/02/20	N	10	10	2.8	45	2.3	540 J	<0.1	<0.1	72	0.04	33	47	0.6	4,800
MW-77-158	08/19/20	N	8.3	8.1	3	48	<0.5	100 J	<0.1	<0.1	12	0.08	31	40	0.56	4,400
MW-77-158	05/26/20	N	8.1	7	2.7 J	44	1.1	470	0.025 J	<0.02	45 J	0.076	29 J	50 J	0.51	6,200
MW-77-158	02/18/20	N	7.3	7	3.2	54 J	1.3	500	<0.1	<0.1	48	0.087	34	41	<2.5	4,700
MW-77-158	03/13/24	FD	<1	--	<0.1	39	--	--	--	0.044 J	--	0.036	--	--	--	--
MW-77-158	12/02/21	FD	6.9	7.9	<0.1 J	44	--	--	--	<0.02 J	--	0.062	33	--	0.78	--
MW-77-187	06/09/26	N	<1	--	--	--	--	--	--	--	--	--	--	--	--	--
MW-77-187	05/13/26	N	<1	<1	1.9	29	--	--	--	<0.02	--	0.044	--	--	--	--
MW-77-187	04/15/26	N	<1	--	--	--	--	--	--	--	--	--	--	--	--	--
MW-77-187	03/11/26	N	<1	--	--	--	--	--	--	--	--	--	--	--	--	--
MW-77-187	02/12/26	N	<1	--	2.1	35	--	--	--	0.057	--	0.053 J	--	--	--	--
MW-77-187	01/14/26	N	<0.2	--	--	--	--	--	--	--	--	--	--	--	--	--
MW-77-187	12/11/25	N	<1	--	--	--	--	--	--	--	--	--	--	--	--	--
MW-77-187	11/10/25	N	<0.2	<1	3.1	36	--	--	--	0.025	--	0.095	33	--	<0.5	--
MW-77-187	10/21/25	N	<0.2	--	--	--	--	--	--	--	--	--	--	--	--	--
MW-77-187	09/11/25	N	<0.2	--	--	--	--	--	--	--	--	--	--	--	--	--
MW-77-187	08/13/25	N	<0.2	--	2.9	38	--	--	--	0.022	--	0.11	--	--	--	--
MW-77-187	07/16/25	N	<0.2	--	--	--	--	--	--	--	--	--	--	--	--	--
MW-77-187	06/09/25	N	<1	--	--	--	--	--	--	--	--	--	--	--	--	--
MW-77-187	05/13/25	N	<0.2	<1	4.4	35	--	--	--	0.024	--	0.11	--	--	--	--
MW-77-187	04/09/25	N	<1	--	4.3	34	--	--	--	0.033	--	0.11	--	--	--	--
MW-77-187	03/12/25	N	<1	--	2	76 J	--	--	--	0.024	--	0.23	--	--	--	--
MW-77-187	02/10/25	N	<1	--	2.8	24	--	--	--	<0.027	--	0.041	--	--	--	--
MW-77-187	01/13/25	N	<1	--	4.5	22 J	--	--	--	<0.02	--	0.024	--	--	--	--
MW-77-187	12/09/24	N	<1	--	5.2	24	--	--	--	0.024	--	0.063	--	--	--	--
MW-77-187	11/14/24	N	<1	<1	5.5	20	--	--	--	<0.024	--	0.024	76	--	<0.5	--
MW-77-187	10/07/24	N	<1	--	5.5	33	--	--	--	0.035	--	0.088	--	--	--	--
MW-77-187	09/09/24	N	<1	--	5.2	60	--	--	--	0.034	--	0.18	--	--	--	--
MW-77-187	08/05/24	N	<0.2	--	5.9	62 J	--	--	--	0.089	--	0.17 J	--	--	--	--
MW-77-187	07/15/24	N	1.1	--	6.8	24	--	--	--	<0.02	--	0.035	--	--	--	--
MW-77-187	06/10/24	N	<1	--	6.3	22	--	--	--	<0.02	--	0.03	--	--	--	--
MW-77-187	05/06/24	N	<1	<1	1.7	21 J	--	--	--	0.057	--	0.026 J	--	--	--	--
MW-77-187	04/10/24	N	<0.2	--	2.3	20	--	--	--	<0.02	--	0.03 J	--	--	--	--
MW-77-187	03/13/24	N	<0.2	--	3.2	25	--	--	--	<0.02	--	0.043	--	--	--	--
MW-77-187	02/05/24	N	1.3	--	3.2	43	--	--	--	0.03	--	0.12	--	--	--	--
MW-77-187	01/08/24	N	<0.2	--	2.6 J	27	--	--	--	0.035	--	0.036	--	--	--	--
MW-77-187	12/11/23	N	21	--	<0.1	58	--	--	--	0.021	--	0.05	--	--	--	--
MW-77-187	11/08/23	N	1.8	2	3.3	21	--	--	--	<0.02	--	0.02 J	160	--	<0.5	--
MW-77-187	10/11/23	N	0.29	--	4.5	27	--	--	--	<0.02	--	0.05 J	--	--	--	--
MW-77-187	09/11/23	N	8.5	--	2.5	20 J	--	--	--	<0.02 J	--	0.017 J	--	--	--	--
MW-77-187	08/07/23	N	8.3	--	2.4 J	21 J	--	--	--	<0.1	--	0.025	--	--	--	--

Appendix B
January 2020 to June 2026 Analytical Results
Second Quarter 2026 Quarterly Progress Report
Pacific Gas and Electric Company, Topock Compressor Station, Needles, California

Monitoring Well ID	Sample Date	Sample Type	Hexavalent Chromium (µg/L)	Total Dissolved Chromium (µg/L)	Dissolved Arsenic (µg/L)	Dissolved Barium (µg/L)	Dissolved Boron (mg/L)	Dissolved Calcium (mg/L)	Total Iron (mg/L)	Dissolved Iron (mg/L)	Dissolved Magnesium (mg/L)	Dissolved Manganese (mg/L)	Dissolved Molybdenum (µg/L)	Dissolved Potassium (mg/L)	Dissolved Selenium (µg/L)	Dissolved Sodium (mg/L)
MW-77-187	07/17/23	N	9	--	2.8	25 J	--	--	--	0.047 J	--	0.028	--	--	--	--
MW-77-187	06/14/23	N	<1	--	2.9	25	--	--	--	<0.02	--	0.037	--	--	--	--
MW-77-187	05/08/23	N	<0.2	<1	2.8	24 J	--	--	--	0.023	--	0.035 J	--	--	--	--
MW-77-187	04/03/23	N	18	--	<0.1	23 J	--	--	--	<0.02	--	0.012 J	--	--	--	--
MW-77-187	03/07/23	N	<0.2	--	4.3	22 J	--	--	--	0.084	--	0.051 J	--	--	--	--
MW-77-187	02/07/23	N	25	--	<0.1 J	32 J	--	--	--	<0.02	--	0.013	--	--	--	--
MW-77-187	01/09/23	N	22	--	2.4 J	27	--	--	--	<0.02	--	0.013	--	--	--	--
MW-77-187	12/05/22	N	10	--	5 J	22	--	--	--	<0.02	--	0.015	--	--	--	--
MW-77-187	11/07/22	N	6.1	19 J	3.9	22 J	--	--	--	<0.02	--	0.013 J	150 J	--	<2.5	--
MW-77-187	10/10/22	N	33	--	2.2	24	--	--	--	<0.02	--	0.009 J	--	--	--	--
MW-77-187	09/12/22	N	40	--	2.1	31	--	--	--	<0.02	--	0.013	--	--	--	--
MW-77-187	08/08/22	N	8.8	--	<0.1	30 J	--	--	--	0.061 J	--	0.028 J	--	--	--	--
MW-77-187	07/11/22	N	40	--	<0.1	32	--	--	--	0.33 J	--	0.017	--	--	--	--
MW-77-187	06/15/22	N	33	--	<0.1	33	--	--	--	<0.02	--	0.017	--	--	--	--
MW-77-187	05/02/22	N	9.6	9.3	<0.1	41	--	--	--	<0.1	--	0.039	--	--	--	--
MW-77-187	03/01/22	N	10	--	4.4	44	--	--	--	<0.5	--	0.035	--	--	--	--
MW-77-187	12/02/21	N	2.5	3.1	<0.1 J	40	--	--	--	0.05 J	--	0.05	250	--	0.81	--
MW-77-187	08/18/21	N	1.1	3	<0.1 J	42	4	180 J	<0.1 J	<0.1 J	6.6 J	0.065	210	41	0.81	6,300 J
MW-77-187	05/18/21	N	<1	<1	<0.1 J	43	3.4	130	0.044 J	0.037 J	3 J	0.062	260	41 J	0.87	5,400 J
MW-77-187	02/17/21	N	2.3	2.7	<0.1	40	2.1	84	0.034 J	0.03 J	3.3	0.042	260	47 J	0.76	6,200
MW-77-187	12/02/20	N	4.1	4.8	3.2	40	4	130 J	<0.1	<0.1	4.7	0.048	250	53	0.72	6,300
MW-77-187	08/19/20	N	<1	1.2	4.4	47	0.66	24 J	<0.1	<0.1	1.1	0.08	260	41	0.67	5,800
MW-77-187	05/26/20	N	<1	<1	4.3 J	50	2.4	120	1.20 J	<0.02	3.3 J	0.11	250 J	48 J	0.62	6,500
MW-77-187	02/18/20	N	1.6	2.2	3.9	53 J	2.5	130	<0.1	<0.1	3.5	0.076	260	46	<2.5	6,600
MW-77-187	05/13/26	FD	<0.2	<1	1.8	29	--	--	--	<0.02	--	0.043	--	--	--	--
MW-77-187	05/13/25	FD	<0.2	<1	4.7	37	--	--	--	0.026	--	0.11	--	--	--	--
MW-77-187	04/09/25	FD	<0.2	--	4.4	33	--	--	--	0.031	--	0.11	--	--	--	--
MW-77-187	11/07/22	FD	6.2	20 J	4.1	22 J	--	--	--	<0.02	--	0.013 J	160 J	--	<2.5	--
MW-77-187	02/17/21	FD	2.4	2.9	<0.1	42	2.1	81	0.04 J	0.028 J	3	0.043	260	46 J	0.8	5,900
MW-78-070	06/10/26	N	<0.2	--	0.98	95	--	--	--	0.043 J	--	0.093	--	--	--	--
MW-78-070	05/14/26	N	<0.2	<1	<0.1	100	--	--	--	<0.02 J	--	0.13	5.5	--	<0.5	--
MW-78-070	04/16/26	N	<0.2	--	<0.1	110 J	--	--	--	0.022	--	0.17	--	--	--	--
MW-78-070	03/12/26	N	<0.2	--	<0.1	100 J	--	--	--	0.087	--	0.22 J	--	--	--	--
MW-78-070	02/11/26	N	0.25	<1	<0.1 J	110 J	--	--	--	<0.02 J	--	0.16	5.7 J	--	<0.5 J	--
MW-78-070	01/15/26	N	<0.2	--	<0.1	100 J	--	--	--	<0.02	--	0.5 J	--	--	--	--
MW-78-070	12/11/25	N	<1	--	<0.1	110	--	--	--	<0.02	--	0.32	--	--	--	--
MW-78-070	11/13/25	N	<0.2	<1	<0.1	89	--	--	--	0.11 J	--	0.21 J	5.9	--	<0.5	--
MW-78-070	10/21/25	N	<0.2	--	<0.1	110	--	--	--	0.031 J	--	1.30	--	--	--	--
MW-78-070	09/11/25	N	<0.2	--	<0.1	100	--	--	--	<0.02	--	0.24	--	--	--	--
MW-78-070	08/14/25	N	<0.2	<1	<0.1	110	--	--	--	<0.02 J	--	0.19	3.9 J	--	<0.5	--
MW-78-070	07/15/25	N	<0.2	--	<0.1	100	--	--	--	<0.02	--	0.17	--	--	--	--
MW-78-070	06/11/25	N	0.59	--	<0.1	100	--	--	--	<0.02	--	0.2 J	--	--	--	--
MW-78-070	05/08/25	N	0.79	1.3	<0.1	99	--	--	--	<0.029	--	0.22	6.3	--	<0.5	--
MW-78-070	04/10/25	N	<0.2	--	<0.1 J	110	--	--	--	<0.02	--	0.95	--	--	--	--
MW-78-070	03/13/25	N	0.43	--	<0.1	97	--	--	--	<0.02	--	0.13	--	--	--	--
MW-78-070	02/12/25	N	<0.2	<1	<0.1	100	--	--	--	0.022	--	0.21	4.6	--	<0.5	--
MW-78-070	01/16/25	N	<1	--	1.1	110 J	--	--	--	<0.02	--	0.22	--	--	--	--
MW-78-070	12/12/24	N	<1	--	1.1	97	--	--	--	0.035	--	0.34	--	--	--	--
MW-78-070	11/13/24	N	<0.2	<1	0.94	100 J	--	--	--	0.027	--	0.39	5.2	--	<0.5	--
MW-78-070	10/10/24	N	<1	--	1	120	--	--	--	<0.02	--	0.42 J	--	--	--	--
MW-78-070	09/11/24	N	<0.2	--	0.97	110	--	--	--	<0.02	--	0.27	--	--	--	--

Appendix B
January 2020 to June 2026 Analytical Results
Second Quarter 2026 Quarterly Progress Report
Pacific Gas and Electric Company, Topock Compressor Station, Needles, California

Monitoring Well ID	Sample Date	Sample Type	Hexavalent Chromium (µg/L)	Total Dissolved Chromium (µg/L)	Dissolved Arsenic (µg/L)	Dissolved Barium (µg/L)	Dissolved Boron (mg/L)	Dissolved Calcium (mg/L)	Total Iron (mg/L)	Dissolved Iron (mg/L)	Dissolved Magnesium (mg/L)	Dissolved Manganese (mg/L)	Dissolved Molybdenum (µg/L)	Dissolved Potassium (mg/L)	Dissolved Selenium (µg/L)	Dissolved Sodium (mg/L)
MW-78-070	08/08/24	N	<0.2	<1	1.1	120	--	--	--	0.039	--	0.57	6.2	--	<0.5	--
MW-78-070	07/18/24	N	0.25	--	<0.1	120	--	--	--	0.028 J	--	0.66	--	--	--	--
MW-78-070	06/13/24	N	<0.2	--	1.3	130	--	--	--	0.24	--	0.74 J	--	--	--	--
MW-78-070	05/09/24	N	<0.2	<1	<0.1	130 J	--	--	--	<0.02	--	0.57 J	5.5 J	--	<0.5	--
MW-78-070	04/11/24	N	<0.2	--	<0.1	120	--	--	--	0.072	--	0.67	--	--	--	--
MW-78-070	03/14/24	N	0.3	--	<0.1	130	--	--	--	0.47	--	0.73	--	--	--	--
MW-78-070	02/07/24	N	0.35	<1	<0.1	130 J	--	--	--	0.037 J	--	0.49 J	5.5	--	<0.5	--
MW-78-070	01/10/24	N	0.82	--	<0.1	120 J	--	--	--	<0.02	--	0.66 J	--	--	--	--
MW-78-070	12/13/23	N	<0.2	--	<0.1 J	120 J	--	--	--	<0.02	--	0.99 J	--	--	--	--
MW-78-070	11/09/23	N	0.59	1.2	<0.1	140 J	--	--	--	0.053	--	0.17 J	3.5 J	--	<0.5	--
MW-78-070	10/13/23	N	<1	--	<0.1	140	--	--	--	0.35	--	0.68	--	--	--	--
MW-78-070	09/13/23	N	3.4	--	<0.1	110	--	--	--	<0.02 J	--	0.49	--	--	--	--
MW-78-070	08/09/23	N	1,400	1,200 J	<0.1	19 J	--	--	--	<0.02	--	0.0022 J	10	--	6.7	--
MW-78-070	07/20/23	N	2.6	--	<0.1	140	--	--	--	0.02 J	--	0.17	--	--	--	--
MW-78-070	06/15/23	N	8.6	--	<0.1	130	--	--	--	<0.02	--	0.71	--	--	--	--
MW-78-070	05/11/23	N	92	81	<0.1	140	--	--	--	0.028 J	--	0.087	4.6	--	<0.5	--
MW-78-070	04/05/23	N	20	--	<0.1	140 J	--	--	--	0.25 J	--	0.076	--	--	--	--
MW-78-070	03/09/23	N	4.9	--	<0.1	140	--	--	--	<0.02 J	--	0.15 J	--	--	--	--
MW-78-070	02/10/23	N	2.7	3.4 J	<0.1	170	--	--	--	<0.02	--	0.73	5.5 J	--	<0.5 J	--
MW-78-070	01/11/23	N	9.5	--	<0.1	160	--	--	--	<0.02	--	0.38	--	--	--	--
MW-78-070	12/07/22	N	63	--	<0.1	170	--	--	--	<0.02	--	0.17	--	--	--	--
MW-78-070	11/09/22	N	9.9	13	<0.1	160	--	--	--	<0.02	--	0.78	5.4	--	<0.5	--
MW-78-070	10/13/22	N	14	--	<0.1	160 J	--	--	--	<0.02 J	--	0.62	--	--	--	--
MW-78-070	09/15/22	N	110	--	<0.1	180	--	--	--	<0.02	--	0.12	--	--	--	--
MW-78-070	08/11/22	N	1,200	1,300	<0.1 J	140	--	--	--	<0.02	--	0.088 J	8.2 J	--	2.5	--
MW-78-070	07/14/22	N	190	--	0.91	160	--	--	--	<0.02	--	0.17 J	--	--	--	--
MW-78-070	06/14/22	N	790	820	<0.1	160 J	--	--	--	<0.02	--	0.5	8.3	--	1.7 J	--
MW-78-070	05/19/22	N	660	--	<0.1	120	--	--	--	<0.02 J	--	0.47	--	--	--	--
MW-78-070	04/13/22	N	1,900	--	<0.1	76	--	--	--	0.02 J	--	0.18	--	--	--	--
MW-78-070	03/10/22	N	1,800	1,800	0.7	57	--	--	--	0.049	--	0.29	13	--	4.4	--
MW-78-070	02/01/22	N	2,600	--	0.54	42	--	--	--	<0.02	--	0.003 J	--	--	--	--
MW-78-070	12/15/21	N	4,400	4,500	0.85	40	--	--	--	<0.02 J	--	0.00063	13	--	9.2 J	--
MW-78-070	08/19/21	N	3,500	4,300	0.71	35 J	0.65	110 J	0.058 J	<0.02	22 J	<0.0005	8.7	8	8.8	340 J
MW-78-070	05/20/21	N	1,700 J	1,700	0.82	33	0.72	100	0.077 J	0.021	18 J	<0.0005	5.3	7.8 J	6.4	300 J
MW-78-070	02/18/21	N	2,300	2,600	0.82	32	0.68	82 J	0.4 J	<0.02	18	0.0036	6.1	6.9	7.4	280
MW-78-070	12/03/20	N	3,100	3,300	1.3	32	0.88	93 J	0.14 J	<0.02	21	<0.0005	7.2	8.8	8.2	320
MW-78-070	08/18/20	N	3,100	3,200	0.81	32	1	100	2.10 J	0.063 J	20 J	0.0054	6.7	8.6	8.2	350
MW-78-070	05/21/20	N	3,100	3,100	0.84	34	0.64	91 J	0.76 J	0.1	21	0.003	6.4	10 J	8	320
MW-78-070	02/19/20	N	3,100	3,300	0.96	35	0.9 J	120 J	0.35	0.072 J	21 J	0.0016	7.4	8.1 J	8.3	340
MW-78-070	12/11/25	FD	1	--	<0.1	110	--	--	--	<0.02	--	0.32	--	--	--	--
MW-78-070	10/10/24	FD	<1	--	1.1	110	--	--	--	<0.02	--	0.29 J	--	--	--	--
MW-78-070	02/07/24	FD	0.36	<1	<0.1	120 J	--	--	--	0.03 J	--	0.47 J	4.9	--	<0.5	--
MW-78-070	01/10/24	FD	0.77	--	<0.1	120 J	--	--	--	<0.02	--	0.6 J	--	--	--	--
MW-78-070	02/10/23	FD	2.7	3.4 J	<0.1	170	--	--	--	<0.02	--	0.71	5.5 J	--	<0.5 J	--
MW-78-070	09/15/22	FD	110	--	<0.1	200	--	--	--	<0.02	--	0.12	--	--	--	--
MW-78-070	06/14/22	FD	810	900	<0.1	140 J	--	--	--	<0.02	--	0.48	7.3	--	1.6 J	--
MW-78-070	02/01/22	FD	2,700	--	0.56	42	--	--	--	<0.02	--	0.0032 J	--	--	--	--
MW-78-070	12/03/20	FD	3,100	3,400	1.4	33	0.9	92 J	0.13 J	<0.02	21	<0.0005	7.2	8.4	7.9	310
MW-78-142	06/10/26	N	360	--	3.6	27	--	--	--	<0.02 J	--	0.0033	--	--	--	--
MW-78-142	05/14/26	N	<1	3.9	0.79	28	--	--	--	0.033 J	--	0.0043	15	--	<0.5	--
MW-78-142	04/16/26	N	62	--	1.3	33 J	--	--	--	<0.02	--	0.0041	--	--	--	--

Appendix B
January 2020 to June 2026 Analytical Results
Second Quarter 2026 Quarterly Progress Report
Pacific Gas and Electric Company, Topock Compressor Station, Needles, California

Monitoring Well ID	Sample Date	Sample Type	Hexavalent Chromium (µg/L)	Total Dissolved Chromium (µg/L)	Dissolved Arsenic (µg/L)	Dissolved Barium (µg/L)	Dissolved Boron (mg/L)	Dissolved Calcium (mg/L)	Total Iron (mg/L)	Dissolved Iron (mg/L)	Dissolved Magnesium (mg/L)	Dissolved Manganese (mg/L)	Dissolved Molybdenum (µg/L)	Dissolved Potassium (mg/L)	Dissolved Selenium (µg/L)	Dissolved Sodium (mg/L)
MW-78-142	03/12/26	N	47	--	0.91	32 J	--	--	--	<0.02 J	--	0.0055 J	--	--	--	--
MW-78-142	02/11/26	N	100	88	0.86 J	29 J	--	--	--	<0.02 J	--	0.0022	15 J	--	<0.5 J	--
MW-78-142	01/15/26	N	110	--	0.94	27 J	--	--	--	<0.02	--	0.0026 J	--	--	--	--
MW-78-142	12/11/25	N	140	--	0.97	29	--	--	--	<0.02	--	0.0035	--	--	--	--
MW-78-142	11/13/25	N	130	130	1.4	25	--	--	--	<0.02 J	--	0.0026 J	14	--	<0.5	--
MW-78-142	10/21/25	N	280	--	1.2 J	27	--	--	--	0.053 J	--	0.0099	--	--	--	--
MW-78-142	09/11/25	N	300	--	0.57 J	30	--	--	--	<0.02	--	0.0062	--	--	--	--
MW-78-142	08/14/25	N	400	390	0.65	29 J	--	--	--	<0.02 J	--	0.0026	13 J	--	1	--
MW-78-142	07/15/25	N	300	--	1.1	31 J	--	--	--	<0.02	--	0.0022	--	--	--	--
MW-78-142	06/11/25	N	320	--	0.93	28	--	--	--	<0.02	--	0.0028 J	--	--	--	--
MW-78-142	05/08/25	N	320	350	1.8	26	--	--	--	<0.022	--	0.0034	15	--	1.5	--
MW-78-142	04/10/25	N	290	--	1.6 J	28	--	--	--	<0.02	--	0.0022	--	--	--	--
MW-78-142	03/13/25	N	780	--	1.4	27	--	--	--	<0.02	--	0.0026	--	--	--	--
MW-78-142	02/12/25	N	220	200	1.9	27	--	--	--	0.037	--	0.0029	13	--	0.96	--
MW-78-142	01/16/25	N	240	--	3.8	29 J	--	--	--	<0.02	--	0.0029	--	--	--	--
MW-78-142	12/12/24	N	390	--	3.6	26	--	--	--	<0.02	--	0.0032	--	--	--	--
MW-78-142	11/13/24	N	450	510	3.5	27 J	--	--	--	0.023	--	0.0073	13	--	1.9	--
MW-78-142	10/10/24	N	450	--	3.4	29	--	--	--	<0.02	--	0.0068	--	--	--	--
MW-78-142	09/11/24	N	550	--	3.6	29	--	--	--	<0.02	--	0.0046	--	--	--	--
MW-78-142	08/08/24	N	630	650	3.8	28	--	--	--	0.046	--	0.0085	13	--	2.6	--
MW-78-142	07/18/24	N	840	--	<0.1	26	--	--	--	<0.02 J	--	0.0055	--	--	--	--
MW-78-142	06/13/24	N	890	--	3.6	27	--	--	--	<0.02	--	0.0056 J	--	--	--	--
MW-78-142	05/09/24	N	890	940	<0.1	29 J	--	--	--	<0.02	--	0.0033 J	14 J	--	3.9	--
MW-78-142	04/11/24	N	580	--	0.28	28	--	--	--	<0.02	--	0.0038	--	--	--	--
MW-78-142	03/14/24	N	590	--	0.83	30	--	--	--	<0.02	--	0.0035	--	--	--	--
MW-78-142	02/07/24	N	510	520	<0.1	28 J	--	--	--	0.032 J	--	0.0054 J	14	--	2.7	--
MW-78-142	01/10/24	N	570	--	0.21 J	26 J	--	--	--	0.042	--	0.0054 J	--	--	--	--
MW-78-142	12/13/23	N	700 J	--	<0.1 J	27 J	--	--	--	<0.02	--	0.0043 J	--	--	--	--
MW-78-142	11/09/23	N	590	660	<0.1	29 J	--	--	--	0.027	--	0.0022 J	15 J	--	4	--
MW-78-142	10/13/23	N	1,300	--	<0.1	31	--	--	--	0.045	--	0.042	--	--	--	--
MW-78-142	09/13/23	N	1,400	--	<0.1	33	--	--	--	0.053 J	--	0.008	--	--	--	--
MW-78-142	08/09/23	N	1,900	2,000 J	<0.1	32 J	--	--	--	<0.02	--	0.0037 J	18	--	12	--
MW-78-142	07/20/23	N	1,700	--	<0.1	30	--	--	--	<0.02	--	0.0035	--	--	--	--
MW-78-142	06/15/23	N	1,700	--	0.32	27	--	--	--	<0.02	--	0.0055	--	--	--	--
MW-78-142	05/11/23	N	1,300	1,300	0.66	26	--	--	--	<0.02 J	--	0.0025	18	--	12	--
MW-78-142	04/05/23	N	2,000	--	0.66	33 J	--	--	--	0.18 J	--	0.0067	--	--	--	--
MW-78-142	03/08/23	N	2,100	--	2.1	27 J	--	--	--	<0.02	--	0.0016	--	--	--	--
MW-78-142	02/10/23	N	2,200	2,700	<0.1	34	--	--	--	<0.02	--	0.0023	27 J	--	25 J	--
MW-78-142	01/11/23	N	2,400	--	1.2	27	--	--	--	<0.02	--	0.0023	--	--	--	--
MW-78-142	12/07/22	N	2,700	--	2.7	30	--	--	--	<0.02	--	0.0033	--	--	--	--
MW-78-142	11/09/22	N	2,300	2,600	2.7	24	--	--	--	<0.02	--	0.0012	21	--	18	--
MW-78-142	10/13/22	N	4,500	--	4.2	30 J	--	--	--	<0.02 J	--	0.0014	--	--	--	--
MW-78-142	09/15/22	N	4,600	--	1.9	27	--	--	--	<0.02	--	0.0037	--	--	--	--
MW-78-142	08/11/22	N	5,300	6,100	<0.1 J	28	--	--	--	<0.02	--	0.0032 J	20 J	--	35	--
MW-78-142	07/14/22	N	4,900	--	4.5	26	--	--	--	<0.02	--	0.0017 J	--	--	--	--
MW-78-142	06/14/22	N	5,500	6,100	<0.1	27 J	--	--	--	<0.02	--	0.0012	22	--	36 J	--
MW-78-142	05/19/22	N	5,200	--	<0.1	26	--	--	--	<0.02 J	--	0.0016	--	--	--	--
MW-78-142	04/13/22	N	4,900	--	<0.1	27	--	--	--	0.34 J	--	0.0062	--	--	--	--
MW-78-142	03/10/22	N	5,700	5,600	<0.1	29	--	--	--	0.052	--	0.0045	22	--	36	--
MW-78-142	02/01/22	N	5,800	--	<0.1	32	--	--	--	0.072	--	0.0064 J	--	--	--	--
MW-78-142	12/15/21	N	5,500	5,400	<0.1	31	--	--	--	0.031 J	--	0.0042	21	--	33 J	--

Appendix B
January 2020 to June 2026 Analytical Results
Second Quarter 2026 Quarterly Progress Report
Pacific Gas and Electric Company, Topock Compressor Station, Needles, California

Monitoring Well ID	Sample Date	Sample Type	Hexavalent Chromium (µg/L)	Total Dissolved Chromium (µg/L)	Dissolved Arsenic (µg/L)	Dissolved Barium (µg/L)	Dissolved Boron (mg/L)	Dissolved Calcium (mg/L)	Total Iron (mg/L)	Dissolved Iron (mg/L)	Dissolved Magnesium (mg/L)	Dissolved Manganese (mg/L)	Dissolved Molybdenum (µg/L)	Dissolved Potassium (mg/L)	Dissolved Selenium (µg/L)	Dissolved Sodium (mg/L)
MW-78-142	08/19/21	N	5,200	6,400	<0.1	29 J	2	290 J	1.20 J	0.026	18 J	0.0082	21	28	38	2,700 J
MW-78-142	05/20/21	N	5,600 J	5,400	<0.1	27	2.2	290	0.33 J	<0.02	16 J	0.0038	21	32 J	37	2,300 J
MW-78-142	02/18/21	N	5,400	5,800	4.3	30	1.8	200 J	1.30 J	0.11	18	0.0071	22	30	27	2,200
MW-78-142	12/03/20	N	5,700	5,600	4	28	2.5	190 J	0.84 J	<0.02	19	0.0059	22	29	28	2,800
MW-78-142	08/18/20	N	5,700	5,800	<0.1	35	0.59	29	0.7 J	<0.02 J	2.1 J	0.013	24	31	36	2,300
MW-78-142	05/21/20	N	6,100	6,400	<0.1	36	2.2	200 J	2.50 J	0.13	18	0.025	22	38 J	32	2,900
MW-78-142	02/19/20	N	6,800	7,000	0.7	32	2.4 J	330 J	0.43	0.062 J	19 J	0.02	21	33 J	22	2,600
MW-78-142	03/12/26	FD	57	–	0.84	31 J	–	--	–	0.082 J	–	0.0038 J	--	–	–	–
MW-78-142	03/13/25	FD	770	–	1.3	29	–	--	–	<0.02	–	0.003	--	–	–	–
MW-78-142	04/11/24	FD	580	–	<0.1	28	–	--	–	<0.02	–	0.0034	--	–	–	–
MW-78-142	05/11/23	FD	1,300	1,200	0.75	27	–	--	–	<0.02 J	–	0.0026	19	–	12	–
MW-78-142	11/09/22	FD	2,300	2,500	2.8	24	–	--	–	<0.02	–	0.00097	22	–	19	–
MW-78-142	07/14/22	FD	4,800	–	4.4	26	–	--	–	<0.02	–	0.0027 J	--	–	–	–
MW-78-142	03/10/22	FD	5,700	5,500	<0.1	29	–	--	–	0.045	–	0.0041	22	–	37	–
MW-78-142	05/20/21	FD	5,600 J	5,500	<0.1	28	2	290	0.35 J	0.035	16 J	0.0037	22	34 J	38	2,400 J
MW-79-058	06/10/26	N	<0.2	–	1.2	98	–	--	–	0.051 J	–	0.26	--	–	–	–
MW-79-058	05/14/26	N	<1	<1	<0.1	96	–	--	–	0.027 J	–	0.28	8.8	–	<0.5	–
MW-79-058	04/16/26	N	<0.2	–	<0.1	110 J	–	--	–	0.091	–	0.29	--	–	–	–
MW-79-058	03/12/26	N	<0.2	–	<0.1	100 J	–	--	–	0.099	–	0.36 J	--	–	–	–
MW-79-058	02/11/26	N	<0.2	<1	<0.1 J	97 J	–	--	–	0.081 J	–	0.12	7.7 J	–	<0.5 J	–
MW-79-058	01/15/26	N	<0.2	–	<0.1	98 J	–	--	–	0.095	–	0.17 J	--	–	–	–
MW-79-058	12/09/25	N	<0.2	–	<0.1	97	–	--	–	0.12	–	0.31	--	–	–	–
MW-79-058	11/13/25	N	<1	<1	0.29	88	–	--	–	0.14 J	–	0.47	7.9	–	<0.5	–
MW-79-058	10/22/25	N	<0.2	–	<0.1	98	–	--	–	0.18	–	0.68	--	–	–	–
MW-79-058	09/11/25	N	<0.2	–	1.2	100	–	--	–	0.52	–	1.10	--	–	–	–
MW-79-058	08/14/25	N	0.25	<1	<0.1	97	–	--	–	0.036 J	–	0.25	7.9 J	–	<0.5	–
MW-79-058	07/17/25	N	0.55	–	<0.1	90	–	--	–	0.027	–	0.15	--	–	–	–
MW-79-058	06/12/25	N	<1	–	<0.1	95	–	--	–	<0.02	–	0.063	--	–	–	–
MW-79-058	05/08/25	N	<0.2	<1	<0.1	93	–	--	–	0.074	–	0.21	7	–	<0.5	–
MW-79-058	04/10/25	N	0.27	–	<0.1 J	97	–	--	–	0.031	–	0.23	--	–	–	–
MW-79-058	03/13/25	N	0.72	–	<0.1	91	–	--	–	<0.02	–	0.097	--	–	–	–
MW-79-058	02/12/25	N	<1	<1	<0.1	98	–	--	–	0.069	–	0.37	6.7	–	<0.5	–
MW-79-058	01/16/25	N	0.85	–	0.95	100 J	–	--	–	0.03	–	0.062	--	–	–	–
MW-79-058	12/12/24	N	2.2	–	0.99	98	–	--	–	0.12	–	0.17	--	–	–	–
MW-79-058	11/13/24	N	0.23	1.2	0.93	100 J	–	--	–	0.054	–	0.29	5.9	–	<0.5	–
MW-79-058	10/10/24	N	2.6	–	0.99	110	–	--	–	<0.02	–	0.021	--	–	–	–
MW-79-058	09/11/24	N	3	–	0.9	120	–	--	–	<0.02	–	0.12	--	–	–	–
MW-79-058	08/08/24	N	1.3	1.7	0.89	120	–	--	–	0.064	–	0.095	4.5	–	<0.5	–
MW-79-058	07/18/24	N	14	–	<0.1	120	–	--	–	0.067 J	–	0.065	--	–	–	–
MW-79-058	06/13/24	N	11	–	<0.1	130	–	--	–	0.042	–	0.021 J	--	–	–	–
MW-79-058	05/09/24	N	11	11	<0.1	130 J	–	--	–	<0.02	–	0.016 J	4.6 J	–	<0.5	–
MW-79-058	04/11/24	N	5.9	–	<0.1	120	–	--	–	0.047	–	0.045	--	–	–	–
MW-79-058	03/14/24	N	23 J	–	<0.1	120	–	--	–	0.07	–	0.02	--	–	–	–
MW-79-058	02/07/24	N	16	19	<0.1	130 J	–	--	–	0.059 J	–	0.08 J	5.5	–	<0.5	–
MW-79-058	01/10/24	N	25	–	<0.1	130 J	–	--	–	<0.02	–	0.018 J	--	–	–	–
MW-79-058	12/13/23	N	27 J	–	<0.1 J	120 J	–	--	–	0.077	–	0.026 J	--	–	–	–
MW-79-058	11/09/23	N	39	41	<0.1	150 J	–	--	–	0.028	–	0.044 J	4.6 J	–	<0.5	–
MW-79-058	10/12/23	N	140	–	<0.1	140	–	--	–	<0.02	–	0.025	--	–	–	–
MW-79-058	09/13/23	N	280	–	<0.1	130	–	--	–	0.03 J	–	0.018	--	–	–	–
MW-79-058	08/09/23	N	190	170 J	<0.1	150 J	–	--	–	<0.02	–	0.015 J	8.3	–	0.89	–
MW-79-058	07/20/23	N	39	–	<0.1	160	–	--	–	0.048 J	–	0.016	--	–	–	–

Appendix B
January 2020 to June 2026 Analytical Results
Second Quarter 2026 Quarterly Progress Report
Pacific Gas and Electric Company, Topock Compressor Station, Needles, California

Monitoring Well ID	Sample Date	Sample Type	Hexavalent Chromium (µg/L)	Total Dissolved Chromium (µg/L)	Dissolved Arsenic (µg/L)	Dissolved Barium (µg/L)	Dissolved Boron (mg/L)	Dissolved Calcium (mg/L)	Total Iron (mg/L)	Dissolved Iron (mg/L)	Dissolved Magnesium (mg/L)	Dissolved Manganese (mg/L)	Dissolved Molybdenum (µg/L)	Dissolved Potassium (mg/L)	Dissolved Selenium (µg/L)	Dissolved Sodium (mg/L)
MW-79-058	06/15/23	N	120	--	<0.1	160	--	--	--	<0.02	--	0.018	--	--	--	--
MW-79-058	05/11/23	N	120	110	<0.1	170	--	--	--	<0.02 J	--	0.0019	7.3	--	0.67	--
MW-79-058	04/05/23	N	160	--	<0.1	180 J	--	--	--	0.25 J	--	0.0049	--	--	--	--
MW-79-058	03/08/23	N	33	--	<0.1	190 J	--	--	--	0.092	--	0.008	--	--	--	--
MW-79-058	02/09/23	N	65	71	<0.1	190	--	--	--	<0.02 J	--	0.0005	5.2	--	<0.5	--
MW-79-058	01/11/23	N	110	--	<0.1	210	--	--	--	<0.02	--	0.0071	--	--	--	--
MW-79-058	12/08/22	N	290	--	<0.1	180	--	--	--	0.023 J	--	<0.0005	--	--	--	--
MW-79-058	11/11/22	N	200	170	<0.1	290 J	--	--	--	<0.02	--	<0.0005	4.9	--	0.75	--
MW-79-058	10/13/22	N	350	--	<0.1	280 J	--	--	--	<0.02 J	--	<0.0005	--	--	--	--
MW-79-058	09/15/22	N	1,200	--	<0.1	210	--	--	--	<0.02	--	0.0052	--	--	--	--
MW-79-058	08/11/22	N	2,100	2,100	<0.1 J	110	--	--	--	<0.02	--	0.013 J	20 J	--	9.2	--
MW-79-058	07/14/22	N	2,200	--	<0.1	140	--	--	--	<0.02	--	<0.0005	--	--	--	--
MW-79-058	06/14/22	N	2,800	3,200	<0.1	91 J	--	--	--	<0.02	--	<0.0005	8	--	11 J	--
MW-79-058	05/19/22	N	2,900	--	<0.1	76	--	--	--	<0.02 J	--	<0.0005	--	--	--	--
MW-79-058	04/13/22	N	2,800	--	0.27	80	--	--	--	0.02 J	--	<0.0005	--	--	--	--
MW-79-058	03/14/22	N	2,900	3,000	0.34 J	84	--	--	--	0.077	--	0.0021	8.6	--	8.8	--
MW-79-058	02/01/22	N	2,900	--	0.7	96	--	--	--	<0.02	--	<0.0005 J	--	--	--	--
MW-79-058	12/15/21	N	3,200	3,400	0.3	93	--	--	--	<0.02 J	--	0.00056	10	--	9.4 J	--
MW-79-058	08/19/21	N	2,600	2,700	<0.1	98 J	0.64	200 J	0.11 J	<0.02	45 J	<0.0005	10	13	10	350 J
MW-79-058	05/20/21	N	2,600 J	2,700	0.62	92	0.69	210	0.05 J	<0.02	40 J	0.0038	5.8	14 J	8.3	370 J
MW-79-058	02/18/21	N	2,700	2,800	1.3	100	0.63	160 J	0.085 J	0.021	40	0.0022	6.8	12	10	340
MW-79-058	12/03/20	N	2,700	2,900	1.3	130	0.95	170 J	0.084 J	<0.02	41	0.0087	7.8	14	11	370
MW-79-058	08/18/20	N	2,000	2,000	0.68	180	0.78	200	0.12 J	0.025 J	42 J	0.11	7.5	16	10	400
MW-79-058	05/29/20	N	540	580	1.1	260	0.34	170	0.5 J	0.12 J	35	0.47 J	7.8	14 J	5.4	240
MW-79-058	02/21/20	N	1,800 J	980 J	2.5 J	260 J	0.77	210 J	2.90 J	2.60 J	42 J	0.24 J	5.9	16 J	11	400
MW-79-058	06/10/26	FD	<0.2	--	1	93	--	--	--	0.031 J	--	0.21	--	--	--	--
MW-79-058	09/11/25	FD	<0.2	--	1.1	98	--	--	--	0.52	--	0.96	--	--	--	--
MW-79-058	07/18/24	FD	14	--	<0.1	130	--	--	--	0.032 J	--	0.052	--	--	--	--
MW-79-058	02/07/24	FD	15	19	<0.1	130 J	--	--	--	0.06 J	--	0.071 J	5.7	--	<0.5	--
MW-79-058	10/12/23	FD	140	--	<0.1	140	--	--	--	<0.02	--	0.024	--	--	--	--
MW-79-058	08/09/23	FD	160	130 J	<0.1	150 J	--	--	--	<0.02	--	0.23 J	6.8	--	0.93	--
MW-79-058	02/09/23	FD	66	79	<0.1	210	--	--	--	<0.02 J	--	<0.0005	5.3	--	<0.5	--
MW-79-058	06/14/22	FD	2,900	2,900	<0.1	79 J	--	--	--	<0.02	--	<0.0005	7.1	--	9.4 J	--
MW-79-058	08/18/20	FD	2,000	2,000	0.74	180	0.71	180	0.14 J	<0.02 J	44 J	0.11	7.8	16	9.5	380
MW-79-058	05/29/20	FD	540	580	0.95	260	0.37	180	0.45 J	0.093 J	36	0.45 J	7.5	14 J	5.6	290
MW-79-058	02/21/20	FD	620 J	1,700 J	1.1 J	190 J	0.76	210 J	1.40 J	0.48 J	41 J	0.11 J	6.2	14 J	10	380
MW-79-102	06/10/26	N	<0.2	--	3.3	110	--	--	--	0.27 J	--	0.62	--	--	--	--
MW-79-102	05/14/26	N	<1	<1	1.1	140	--	--	--	0.29 J	--	1.20	12	--	<0.5	--
MW-79-102	04/16/26	N	<0.2	--	0.79	170 J	--	--	--	0.47	--	0.89	--	--	--	--
MW-79-102	03/12/26	N	<0.2	--	1.1	200 J	--	--	--	0.43	--	0.74 J	--	--	--	--
MW-79-102	02/11/26	N	<0.2	<1	1.8 J	200 J	--	--	--	0.3 J	--	1.30	21 J	--	<0.5 J	--
MW-79-102	01/15/26	N	<0.2	--	1.2	270 J	--	--	--	0.23	--	1.30 J	--	--	--	--
MW-79-102	12/09/25	N	<1	--	1.7	260	--	--	--	0.28	--	1.20	--	--	--	--
MW-79-102	11/13/25	N	<0.2	1.4	<0.1	160	--	--	--	1	--	1.30	4.4	--	<0.5	--
MW-79-102	10/22/25	N	<1	--	0.87 J	77	--	--	--	2.30	--	0.41	--	--	--	--
MW-79-102	09/11/25	N	<0.2	--	0.6	81	--	--	--	0.52	--	0.42	--	--	--	--
MW-79-102	08/14/25	N	0.24	1.5	1.3	59	--	--	--	0.053 J	--	0.18	6.1 J	--	<0.5	--
MW-79-102	07/17/25	N	<0.2	--	<0.1	73	--	--	--	0.079	--	0.28	--	--	--	--
MW-79-102	06/12/25	N	<1	--	0.71 J	75	--	--	--	0.071	--	0.38	--	--	--	--
MW-79-102	05/08/25	N	<0.2	<1	1.1	12	--	--	--	0.052	--	0.043	1.7	--	<0.5	--
MW-79-102	04/10/25	N	<0.2	--	0.58 J	85	--	--	--	0.14	--	0.39	--	--	--	--

Appendix B
January 2020 to June 2026 Analytical Results
Second Quarter 2026 Quarterly Progress Report
Pacific Gas and Electric Company, Topock Compressor Station, Needles, California

Monitoring Well ID	Sample Date	Sample Type	Hexavalent Chromium (µg/L)	Total Dissolved Chromium (µg/L)	Dissolved Arsenic (µg/L)	Dissolved Barium (µg/L)	Dissolved Boron (mg/L)	Dissolved Calcium (mg/L)	Total Iron (mg/L)	Dissolved Iron (mg/L)	Dissolved Magnesium (mg/L)	Dissolved Manganese (mg/L)	Dissolved Molybdenum (µg/L)	Dissolved Potassium (mg/L)	Dissolved Selenium (µg/L)	Dissolved Sodium (mg/L)
MW-79-102	03/13/25	N	<0.2	--	2.1	88	--	--	--	0.071	--	0.48	--	--	--	--
MW-79-102	02/12/25	N	<1	<1	1.1	71	--	--	--	0.17	--	0.19	7.4	--	<0.5	--
MW-79-102	01/16/25	N	<0.2	--	2.7	75 J	--	--	--	0.12	--	0.18	--	--	--	--
MW-79-102	12/12/24	N	<1	--	2.9	71	--	--	--	0.37	--	0.23	--	--	--	--
MW-79-102	11/13/24	N	<1	1.2	3.4	75 J	--	--	--	0.23	--	0.29	7.3	--	<0.5	--
MW-79-102	10/10/24	N	<1	--	3.6	94	--	--	--	0.43	--	0.36	--	--	--	--
MW-79-102	09/11/24	N	<0.2	--	3.5	87	--	--	--	0.17	--	0.38	--	--	--	--
MW-79-102	08/08/24	N	13	17	3.1	66	--	--	--	0.18	--	0.15	20	--	<0.5	--
MW-79-102	07/18/24	N	0.22	--	<0.1	77	--	--	--	0.17 J	--	0.32	--	--	--	--
MW-79-102	06/13/24	N	<1	--	4.3	98	--	--	--	0.095	--	0.42 J	--	--	--	--
MW-79-102	05/09/24	N	<1	1.6	1.5	77 J	--	--	--	0.15	--	0.26 J	19 J	--	<0.5	--
MW-79-102	04/11/24	N	<1	--	2.7	60	--	--	--	0.24	--	0.2	--	--	--	--
MW-79-102	03/14/24	N	70	--	<0.1	60	--	--	--	0.049	--	0.061	--	--	--	--
MW-79-102	02/07/24	N	190	230	<0.1	53 J	--	--	--	0.021 J	--	0.069 J	38	--	0.68	--
MW-79-102	01/10/24	N	200	--	<0.1	43 J	--	--	--	0.044	--	0.031 J	--	--	--	--
MW-79-102	12/14/23	N	300	--	<0.1	51	--	--	--	0.034 J	--	0.045	--	--	--	--
MW-79-102	12/13/23	N	--	--	--	--	--	--	--	--	--	--	--	--	--	--
MW-79-102	11/09/23	N	180	220	<0.1	46 J	--	--	--	0.038	--	0.058 J	44 J	--	0.74	--
MW-79-102	10/12/23	N	240	--	<0.1	42	--	--	--	0.034	--	0.058	--	--	--	--
MW-79-102	09/13/23	N	62	--	<0.1	50	--	--	--	0.051 J	--	0.2	--	--	--	--
MW-79-102	08/09/23	N	99	100 J	<0.1	88 J	--	--	--	<0.02	--	0.03 J	4.6	--	0.71	--
MW-79-102	07/20/23	N	380	--	<0.1	52	--	--	--	0.041 J	--	0.029	--	--	--	--
MW-79-102	06/15/23	N	74	--	<0.1	65	--	--	--	<0.02	--	0.12	--	--	--	--
MW-79-102	05/11/23	N	2.3	18	0.63	39	--	--	--	0.037 J	--	0.046	29	--	0.89	--
MW-79-102	04/05/23	N	46 J	--	<0.1	62 J	--	--	--	0.14 J	--	0.033 J	--	--	--	--
MW-79-102	03/08/23	N	160	--	0.63	48 J	--	--	--	<0.02	--	0.012	--	--	--	--
MW-79-102	02/09/23	N	250	270	<0.1	50	--	--	--	<0.02 J	--	0.0081	40	--	0.73	--
MW-79-102	01/11/23	N	330	--	0.57 J	41	--	--	--	<0.02	--	0.0085	--	--	--	--
MW-79-102	12/08/22	N	78	--	1.2	42	--	--	--	0.15 J	--	0.0085	--	--	--	--
MW-79-102	11/11/22	N	330	330	1.9	43 J	--	--	--	<0.02	--	0.0069	28	--	2.6	--
MW-79-102	10/13/22	N	170	--	1	45 J	--	--	--	<0.02 J	--	0.003	--	--	--	--
MW-79-102	09/15/22	N	880	--	1.1	41	--	--	--	<0.02	--	0.0072	--	--	--	--
MW-79-102	08/11/22	N	2,000	2,200	<0.1 J	46	--	--	--	0.022	--	<0.0005 J	27 J	--	11	--
MW-79-102	07/14/22	N	1,000	--	4.1	40	--	--	--	<0.02	--	0.0019	--	--	--	--
MW-79-102	06/14/22	N	2,200	2,400	<0.1	38 J	--	--	--	<0.02	--	<0.0005	26	--	13 J	--
MW-79-102	05/19/22	N	2,300	--	<0.1	40	--	--	--	<0.02 J	--	<0.0005	--	--	--	--
MW-79-102	04/13/22	N	2,400	--	0.9	33	--	--	--	0.051 J	--	0.0014	--	--	--	--
MW-79-102	03/14/22	N	3,600	3,500	0.78 J	38	--	--	--	0.07	--	0.0042	29	--	65	--
MW-79-102	02/01/22	N	3,500	--	0.94	41	--	--	--	0.39	--	0.0031 J	--	--	--	--
MW-79-102	12/15/21	N	2,800	2,800	1.5	37	--	--	--	<0.02 J	--	0.0052	29	--	57 J	--
MW-79-102	08/19/21	N	2,400	2,500	1.3	32 J	1.6	140 J	0.12 J	<0.02	17 J	0.017	28	16	67	1,900 J
MW-79-102	05/20/21	N	3,500 J	3,500	1.2	36	1.6	190	0.034 J	<0.02	18 J	0.00052	30	20 J	75	1,900 J
MW-79-102	02/18/21	N	3,200	3,400	4.8	37	1.6	110 J	0.033 J	<0.02	19	0.0016	28	17	72	1,500
MW-79-102	12/03/20	N	3,400	3,600	4.6	41	2.3	120 J	0.056 J	<0.02	20	0.0041	28	22	74	1,700
MW-79-102	08/18/20	N	3,500 J	3,600	2	52	2.1	150	0.091 J	<0.02 J	19 J	0.021	31	18	79	1,800
MW-79-102	05/29/20	N	3,000	3,000	1.4	72	1.8	160	0.55 J	<0.1	22	0.054 J	28	20 J	70	1,700
MW-79-102	02/21/20	N	3,400	3,300	2.3	44	2.1	170 J	0.064	0.065 J	18 J	0.0059	28	19 J	74	1,800
MW-79-102	08/08/24	FD	13	18	3.4	67	--	--	--	0.14	--	0.15	21	--	<0.5	--
MW-79-102	06/15/23	FD	75	--	<0.1	64	--	--	--	<0.02	--	0.12	--	--	--	--
MW-79-102	04/05/23	FD	6.2 J	--	<0.1	63 J	--	--	--	0.17 J	--	0.35 J	--	--	--	--
MW-79-102	11/11/22	FD	330	360	2	44 J	--	--	--	<0.02	--	0.0074	29	--	3	--

Appendix B
January 2020 to June 2026 Analytical Results
Second Quarter 2026 Quarterly Progress Report
Pacific Gas and Electric Company, Topock Compressor Station, Needles, California

Monitoring Well ID	Sample Date	Sample Type	Hexavalent Chromium (µg/L)	Total Dissolved Chromium (µg/L)	Dissolved Arsenic (µg/L)	Dissolved Barium (µg/L)	Dissolved Boron (mg/L)	Dissolved Calcium (mg/L)	Total Iron (mg/L)	Dissolved Iron (mg/L)	Dissolved Magnesium (mg/L)	Dissolved Manganese (mg/L)	Dissolved Molybdenum (µg/L)	Dissolved Potassium (mg/L)	Dissolved Selenium (µg/L)	Dissolved Sodium (mg/L)
MW-79-102	05/19/22	FD	2,200	--	<0.1	39	--	--	--	<0.02 J	--	<0.0005	--	--	--	--
MW-79-102	03/14/22	FD	3,600	3,600	0.75 J	38	--	--	--	0.073	--	0.0041	29	--	64	--
MW-80-057	06/10/26	N	3.5	--	1.8	98	--	--	--	0.1 J	--	0.21	--	--	--	--
MW-80-057	05/14/26	N	<0.2	<1	<0.1	95	--	--	--	0.026 J	--	0.42	14	--	<0.5	--
MW-80-057	04/16/26	N	7.1	--	<0.1	100 J	--	--	--	0.029	--	0.19	--	--	--	--
MW-80-057	03/12/26	N	0.33	--	<0.1	97 J	--	--	--	0.022	--	0.42 J	--	--	--	--
MW-80-057	02/11/26	N	1	2.2	<0.1 J	100 J	--	--	--	0.034 J	--	0.41	16 J	--	<0.5	--
MW-80-057	01/15/26	N	<0.2	--	0.86	270 J	--	--	--	0.2	--	0.46 J	--	--	--	--
MW-80-057	12/09/25	N	2.3	--	<0.1	120	--	--	--	0.031	--	0.39	--	--	--	--
MW-80-057	11/13/25	N	3.8	4.5	<0.1	81	--	--	--	0.027 J	--	0.45	10	--	<0.5	--
MW-80-057	10/22/25	N	<0.2	--	0.62 J	100	--	--	--	0.052	--	0.91	--	--	--	--
MW-80-057	09/10/25	N	<0.2	--	<0.1	98	--	--	--	0.053	--	0.61	--	--	--	--
MW-80-057	08/14/25	N	<0.2	<1	<0.1	110	--	--	--	0.035 J	--	0.49	8 J	--	<0.5	--
MW-80-057	07/17/25	N	<0.2	--	2.3	92	--	--	--	0.063	--	0.62	--	--	--	--
MW-80-057	06/12/25	N	<1	--	2.8	95	--	--	--	0.033	--	0.6	--	--	--	--
MW-80-057	05/08/25	N	<0.2	<1	3.2	91	--	--	--	0.05	--	0.72	9	--	<0.5	--
MW-80-057	04/10/25	N	<0.2	--	3 J	100	--	--	--	0.032	--	0.81	--	--	--	--
MW-80-057	03/13/25	N	<0.2	--	<0.1	81	--	--	--	<0.02	--	0.52	--	--	--	--
MW-80-057	02/12/25	N	<1	<1	1.8	97	--	--	--	0.1	--	0.57	11	--	<0.5	--
MW-80-057	01/16/25	N	<1	--	5.3	110 J	--	--	--	0.05	--	0.68	--	--	--	--
MW-80-057	12/12/24	N	<1	--	7.5	120	--	--	--	0.086	--	1.20	--	--	--	--
MW-80-057	11/13/24	N	<1	<1	8.4	140 J	--	--	--	0.2	--	1.70	10	--	<0.5	--
MW-80-057	10/10/24	N	<1	--	3.2	99	--	--	--	0.11	--	0.73	--	--	--	--
MW-80-057	09/11/24	N	<1	--	3.6	110	--	--	--	0.036	--	1.10	--	--	--	--
MW-80-057	08/08/24	N	<1	<1	2.5	92	--	--	--	0.13	--	0.69	10	--	<0.5	--
MW-80-057	07/18/24	N	<1	--	<0.1	89	--	--	--	0.13 J	--	0.36	--	--	--	--
MW-80-057	06/13/24	N	<0.2	--	1.5	85	--	--	--	0.039	--	0.049 J	--	--	--	--
MW-80-057	05/09/24	N	0.96	1.7	<0.1	80 J	--	--	--	0.04	--	0.016 J	9.7 J	--	<0.5	--
MW-80-057	04/11/24	N	1.9	--	<0.1	77	--	--	--	0.094	--	0.17	--	--	--	--
MW-80-057	03/14/24	N	3.4	--	<0.1	92	--	--	--	0.12	--	0.028	--	--	--	--
MW-80-057	02/07/24	N	23	27	<0.1	78 J	--	--	--	0.058 J	--	0.067 J	9.8	--	0.64	--
MW-80-057	01/10/24	N	6	--	<0.1	75 J	--	--	--	0.046	--	0.07 J	--	--	--	--
MW-80-057	12/13/23	N	7.4 J	12 J	<0.1 J	85 J	--	--	--	0.042	--	0.082 J	--	--	--	--
MW-80-057	11/09/23	N	24	33	<0.1	83 J	--	--	--	0.072	--	0.017 J	13 J	--	0.63	--
MW-80-057	10/12/23	N	5	--	<0.1	70	--	--	--	0.068	--	0.0091	--	--	--	--
MW-80-057	09/13/23	N	240	--	<0.1	71	--	--	--	0.17 J	--	0.0075	--	--	--	--
MW-80-057	08/09/23	N	<0.2	<1 J	0.92	24 J	--	--	--	<0.02	--	0.23 J	15	--	<0.5	--
MW-80-057	07/20/23	N	130	--	<0.1	92	--	--	--	0.07 J	--	0.014	--	--	--	--
MW-80-057	06/15/23	N	140	--	<0.1	85	--	--	--	<0.02	--	0.0097	--	--	--	--
MW-80-057	05/11/23	N	210	210	<0.1	87	--	--	--	<0.02 J	--	0.013	17	--	5.2	--
MW-80-057	04/05/23	N	250	--	<0.1	80 J	--	--	--	0.16 J	--	0.0035	--	--	--	--
MW-80-057	03/08/23	N	74	--	<0.1	100 J	--	--	--	0.14	--	0.0081	--	--	--	--
MW-80-057	02/08/23	N	520	620	<0.1	87	--	--	--	<0.02 J	--	0.006	22	--	14	--
MW-80-057	01/11/23	N	350	--	<0.1	81	--	--	--	<0.02	--	0.0065	--	--	--	--
MW-80-057	12/07/22	N	690	--	0.65	77	--	--	--	<0.02	--	0.00052	--	--	--	--
MW-80-057	11/10/22	N	600	780	0.71	94	--	--	--	<0.02	--	0.0043	21	--	13	--
MW-80-057	10/13/22	N	640	--	<0.1	83 J	--	--	--	<0.02 J	--	0.01	--	--	--	--
MW-80-057	09/15/22	N	880	--	0.61	65	--	--	--	<0.02	--	0.0099	--	--	--	--
MW-80-057	08/11/22	N	650	690	<0.1 J	55	--	--	--	<0.02	--	0.018 J	25 J	--	20	--
MW-80-057	07/14/22	N	750	--	1.9	65	--	--	--	<0.02	--	0.007	--	--	--	--
MW-80-057	06/14/22	N	950	1,000	<0.1	51 J	--	--	--	<0.02	--	0.002	31	--	24 J	--

Appendix B
January 2020 to June 2026 Analytical Results
Second Quarter 2026 Quarterly Progress Report
Pacific Gas and Electric Company, Topock Compressor Station, Needles, California

Monitoring Well ID	Sample Date	Sample Type	Hexavalent Chromium (µg/L)	Total Dissolved Chromium (µg/L)	Dissolved Arsenic (µg/L)	Dissolved Barium (µg/L)	Dissolved Boron (mg/L)	Dissolved Calcium (mg/L)	Total Iron (mg/L)	Dissolved Iron (mg/L)	Dissolved Magnesium (mg/L)	Dissolved Manganese (mg/L)	Dissolved Molybdenum (µg/L)	Dissolved Potassium (mg/L)	Dissolved Selenium (µg/L)	Dissolved Sodium (mg/L)
MW-80-057	05/18/22	N	1,000	--	<0.1	61	--	--	--	0.05 J	--	0.0059	--	--	--	--
MW-80-057	04/12/22	N	840	--	0.4 J	44	--	--	--	<0.02	--	0.0013	--	--	--	--
MW-80-057	03/14/22	N	690	680	1 J	53	--	--	--	0.034	--	0.0041	46	--	26	--
MW-80-057	02/01/22	N	780	--	1	54	--	--	--	<0.02	--	0.0028 J	--	--	--	--
MW-80-057	12/15/21	N	710	710	1.3	51	--	--	--	<0.02 J	--	0.0047	36	--	31 J	--
MW-80-057	08/19/21	N	680	760	1.2	50 J	0.82	95 J	0.058 J	<0.02	13 J	0.0018	34	9.5	41	1,300 J
MW-80-057	05/20/21	N	840 J	800	1.5	47	0.83	120	0.15 J	<0.02	14 J	0.0017	30	11 J	36	910 J
MW-80-057	02/18/21	N	680	740	1.6	46	0.72	73 J	0.033 J	<0.02	13	0.0073	30	8.5	34	870
MW-80-057	12/03/20	N	780	780	3.2	51	1.2	75 J	0.08 J	<0.02	14	0.013	29	10	32	940
MW-80-057	08/18/20	N	690	700	1.9	63	1.1	97	0.066 J	<0.02 J	15 J	0.08	33	11	34	1,000
MW-80-057	05/21/20	N	800	780	1.1	79	0.84	96 J	0.26 J	0.11	17	0.005	32	16 J	28	1,200
MW-80-057	02/24/20	N	750	770	2	41	1	100	0.3 J	0.079 J	12	0.0028	33	11 J	30	1,100
MW-80-057	05/14/26	FD	0.22	<1	<0.1	94	--	--	--	0.043 J	--	0.42	14	--	<0.5	--
MW-80-057	05/08/25	FD	<0.2	<1	3.3	93	--	--	--	0.085	--	0.71	9.2	--	<0.5	--
MW-80-057	06/14/22	FD	950	1,000	<0.1	51 J	--	--	--	<0.02	--	0.0022	31	--	25 J	--
MW-80-057	12/03/20	FD	770	790	3.3	51	1.2	77 J	0.052 J	<0.02	14	0.013	29	10	33	940
MW-80-082	06/10/26	N	<0.2	--	3	67	--	--	--	0.16 J	--	0.35	--	--	--	--
MW-80-082	05/14/26	N	<0.2	<1	0.59	72	--	--	--	0.06 J	--	0.41	18	--	<0.5	--
MW-80-082	04/16/26	N	<0.2	--	1.3	79 J	--	--	--	0.081	--	0.33	--	--	--	--
MW-80-082	03/12/26	N	<0.2	--	0.98	68 J	--	--	--	0.037	--	0.29 J	--	--	--	--
MW-80-082	02/11/26	N	<0.2	<1	0.96 J	63 J	--	--	--	0.027 J	--	0.24	17 J	--	<0.5	--
MW-80-082	01/15/26	N	<0.2	--	0.71	64 J	--	--	--	0.027	--	0.3 J	--	--	--	--
MW-80-082	12/09/25	N	<0.2	--	0.6 J	67	--	--	--	0.049	--	0.3	--	--	--	--
MW-80-082	11/13/25	N	<1	<1	0.99 J	72	--	--	--	0.22 J	--	0.46	15	--	<0.5	--
MW-80-082	10/22/25	N	<0.2	--	0.55 J	72	--	--	--	0.17	--	0.5	--	--	--	--
MW-80-082	09/10/25	N	<0.2	--	0.4 J	74	--	--	--	0.068	--	0.52	--	--	--	--
MW-80-082	08/14/25	N	<0.2	<1	0.41 J	80	--	--	--	0.065 J	--	0.57	14 J	--	<0.5	--
MW-80-082	07/17/25	N	<0.2	--	<0.1	71	--	--	--	0.12	--	0.71	--	--	--	--
MW-80-082	06/12/25	N	<1	--	0.61	75	--	--	--	0.059	--	0.73	--	--	--	--
MW-80-082	05/08/25	N	<0.2	<1	0.91	73	--	--	--	0.13	--	0.73	12	--	<0.5	--
MW-80-082	04/10/25	N	<0.2	--	0.72 J	78	--	--	--	0.074	--	0.61	--	--	--	--
MW-80-082	03/13/25	N	<0.2	--	1.2	76	--	--	--	0.079	--	0.66	--	--	--	--
MW-80-082	02/12/25	N	<0.2	<1	0.48	73	--	--	--	0.12	--	0.63	15	--	<0.5	--
MW-80-082	01/16/25	N	<1	--	2.3	82 J	--	--	--	0.085	--	0.73	--	--	--	--
MW-80-082	12/12/24	N	<1	--	2.6	77	--	--	--	0.18	--	0.73	--	--	--	--
MW-80-082	11/13/24	N	<1	<1	2.5	76 J	--	--	--	0.14	--	0.76	17	--	<0.5	--
MW-80-082	10/10/24	N	<1	--	5.4	88	--	--	--	0.24	--	0.77	--	--	--	--
MW-80-082	09/11/24	N	<1	--	2.8	77	--	--	--	0.081	--	0.59	--	--	--	--
MW-80-082	08/08/24	N	<1	<1	2.9	82	--	--	--	0.16	--	0.69	20	--	<0.5	--
MW-80-082	07/18/24	N	<1	--	<0.1	74	--	--	--	0.17 J	--	0.7	--	--	--	--
MW-80-082	06/13/24	N	<1	--	3.4	68	--	--	--	0.063	--	0.77 J	--	--	--	--
MW-80-082	05/09/24	N	<1	<1	<0.1	56 J	--	--	--	0.083	--	0.73 J	22 J	--	<0.5	--
MW-80-082	04/11/24	N	<1	--	0.14	59	--	--	--	0.092	--	0.89	--	--	--	--
MW-80-082	03/14/24	N	1	--	0.64	58	--	--	--	0.044	--	0.75	--	--	--	--
MW-80-082	02/07/24	N	3.6	5.4	<0.1	51 J	--	--	--	0.066 J	--	0.24 J	23	--	<0.5	--
MW-80-082	01/10/24	N	2	--	<0.1	51 J	--	--	--	<0.02	--	0.69 J	--	--	--	--
MW-80-082	12/13/23	N	0.71	1.7 J	<0.1 J	55 J	--	--	--	<0.02	--	0.84 J	--	--	--	--
MW-80-082	11/09/23	N	4	6	<0.1	44 J	--	--	--	0.028	--	0.42 J	34 J	--	<0.5	--
MW-80-082	10/12/23	N	1.7	--	<0.1	47	--	--	--	<0.02	--	0.52	--	--	--	--
MW-80-082	09/13/23	N	<1	--	0.39	53	--	--	--	<0.02 J	--	0.34	--	--	--	--
MW-80-082	08/09/23	N	<0.2	<1 J	2	48 J	--	--	--	<0.02	--	0.49 J	30	--	<0.5	--

Appendix B
January 2020 to June 2026 Analytical Results
Second Quarter 2026 Quarterly Progress Report
Pacific Gas and Electric Company, Topock Compressor Station, Needles, California

Monitoring Well ID	Sample Date	Sample Type	Hexavalent Chromium (µg/L)	Total Dissolved Chromium (µg/L)	Dissolved Arsenic (µg/L)	Dissolved Barium (µg/L)	Dissolved Boron (mg/L)	Dissolved Calcium (mg/L)	Total Iron (mg/L)	Dissolved Iron (mg/L)	Dissolved Magnesium (mg/L)	Dissolved Manganese (mg/L)	Dissolved Molybdenum (µg/L)	Dissolved Potassium (mg/L)	Dissolved Selenium (µg/L)	Dissolved Sodium (mg/L)
MW-80-082	07/20/23	N	5.2	--	<0.1	55	--	--	--	<0.02	--	0.45	--	--	--	--
MW-80-082	06/15/23	N	15	--	<0.1	51	--	--	--	<0.02	--	0.21	--	--	--	--
MW-80-082	05/11/23	N	5.4	5.7	1	58	--	--	--	<0.02 J	--	0.3	35	--	<0.5	--
MW-80-082	04/05/23	N	6.5	--	0.97	75 J	--	--	--	0.16 J	--	0.38	--	--	--	--
MW-80-082	03/08/23	N	<0.2	--	1.6	52 J	--	--	--	0.021	--	0.61	--	--	--	--
MW-80-082	02/08/23	N	5.4	7.3	<0.1	59	--	--	--	<0.02 J	--	0.27	49	--	<0.5	--
MW-80-082	01/11/23	N	3.4	--	<0.1	51	--	--	--	0.037 J	--	0.57	--	--	--	--
MW-80-082	12/07/22	N	8.3	--	1.9	56	--	--	--	<0.02	--	0.28	--	--	--	--
MW-80-082	11/10/22	N	11	12	2.8	46	--	--	--	<0.02	--	0.014	61	--	<0.5	--
MW-80-082	10/13/22	N	20	--	2.5	46 J	--	--	--	<0.02 J	--	0.00097	--	--	--	--
MW-80-082	09/15/22	N	160	--	1.8	42	--	--	--	<0.02	--	0.0034 J	--	--	--	--
MW-80-082	08/11/22	N	200	240	<0.1 J	48	--	--	--	0.033	--	0.0095 J	52 J	--	1.3	--
MW-80-082	07/14/22	N	120	--	5.5	39	--	--	--	<0.02	--	0.009	--	--	--	--
MW-80-082	06/14/22	N	980	1,100	<0.1	40 J	--	--	--	0.1	--	0.0015	29	--	4.2 J	--
MW-80-082	05/18/22	N	470	--	<0.1	42	--	--	--	<0.02 J	--	0.004	--	--	--	--
MW-80-082	04/12/22	N	1,700	--	<0.1 J	39	--	--	--	<0.02	--	0.0018	--	--	--	--
MW-80-082	03/14/22	N	2,200	2,300	0.22 J	42	--	--	--	<0.02	--	0.00078	19	--	12	--
MW-80-082	02/01/22	N	2,000	--	0.54	44	--	--	--	<0.02	--	0.00071 J	--	--	--	--
MW-80-082	12/15/21	N	1,200	1,200	1.5	33	--	--	--	<0.02 J	--	0.00087	26	--	24 J	--
MW-80-082	08/19/21	N	1,300	1,600	<0.1	32 J	1	180 J	0.064 J	<0.02	18 J	<0.0005	24	19	29	1,800 J
MW-80-082	05/20/21	N	2,100 J	2,100	0.76	38	1	260	0.02 J	<0.02	20 J	<0.0005	18	25 J	11	1,800 J
MW-80-082	02/18/21	N	1,800	1,900	4.2	39	0.93	160 J	0.034 J	<0.02	22	0.00074	16	21	12	1,500
MW-80-082	12/03/20	N	1,600	1,700	3.6	40	1.4	180 J	0.049 J	<0.02	23	0.00092	16	36	11	1,600
MW-80-082	08/18/20	N	1,600	1,600	1.4	37	1.6	210	0.037 J	<0.02 J	23 J	0.01	20	21	15	1,600
MW-80-082	05/21/20	N	1,600	1,600	1.2	43	1	180 J	1.10 J	<0.02	22	0.0043	17	27 J	8.2	2,000
MW-80-082	02/24/20	N	1,900	1,900	1.7	41	1.3	230	0.091 J	0.059 J	19	0.00065	18	25 J	12	1,900
MW-80-082	04/16/26	FD	<0.2	--	1.5	76 J	--	--	--	0.067	--	0.36	--	--	--	--
MW-80-082	01/15/26	FD	<0.2	--	<0.67	64 J	--	--	--	0.022	--	0.33 J	--	--	--	--
MW-80-082	10/22/25	FD	<0.2	--	0.53	69	--	--	--	0.2	--	0.58	--	--	--	--
MW-80-082	07/17/25	FD	<0.2	--	0.27	75	--	--	--	0.11	--	0.72	--	--	--	--
MW-80-082	02/12/25	FD	<1	<1	0.6	74	--	--	--	0.13	--	0.64	16	--	<0.5	--
MW-80-082	01/16/25	FD	<0.2	--	2.3	79 J	--	--	--	0.085	--	0.69	--	--	--	--
MW-80-082	02/07/24	FD	3.5	5.4	<0.1	50 J	--	--	--	0.053 J	--	0.23 J	23	--	<0.5	--
MW-80-082	12/13/23	FD	0.42	1.5 J	0.22 J	52 J	--	--	--	<0.02	--	0.82 J	--	--	--	--
MW-80-082	08/09/23	FD	<0.2	<1 J	2	50 J	--	--	--	<0.02	--	0.47 J	30	--	<0.5	--
MW-80-082	02/08/23	FD	5.5	6.9	<0.1	56	--	--	--	<0.02 J	--	0.25	46	--	<0.5	--
MW-80-082	10/13/22	FD	20	--	2.6	44 J	--	--	--	<0.02 J	--	0.00093	--	--	--	--
MW-80-082	09/15/22	FD	160	--	1.8	44	--	--	--	<0.02	--	0.0051 J	--	--	--	--
MW-80-082	04/12/22	FD	1,700	--	1.1 J	39	--	--	--	<0.02	--	0.0014	--	--	--	--
MW-80-082	03/14/22	FD	2,300	2,300	0.31 J	43	--	--	--	<0.02	--	0.00089	19	--	12	--
MW-80-082	02/01/22	FD	2,000	--	0.58	44	--	--	--	<0.02	--	0.00071 J	--	--	--	--
MW-80-082	02/18/21	FD	1,800	2,000	4.2	40	1	170 J	0.048 J	0.022	23	0.00092	17	21	13	1,400
MW-80-082	05/21/20	FD	1,600	1,600	1.2	43	0.96	170 J	1 J	0.038	21	0.0044	17	27 J	7.8	2,000
MW-80-082	02/24/20	FD	1,900	1,800	1.6	39	1.3	230	0.056 J	0.037 J	20	0.00061	17	25 J	12	1,800
MW-81-043	06/10/26	N	<0.2	--	--	--	--	--	--	--	--	--	--	--	--	--
MW-81-043	05/11/26	N	<1	1.3	<0.1	100	--	--	--	0.14	--	0.053	--	--	--	--
MW-81-043	04/15/26	N	<1	--	--	--	--	--	--	--	--	--	--	--	--	--
MW-81-043	03/10/26	N	<0.2	--	--	--	--	--	--	--	--	--	--	--	--	--
MW-81-043	02/10/26	N	<0.2	--	0.59	100	--	--	--	0.1	--	0.14	--	--	--	--
MW-81-043	01/12/26	N	<1	--	--	--	--	--	--	--	--	--	--	--	--	--
MW-81-043	12/10/25	N	<1	--	--	--	--	--	--	--	--	--	--	--	--	--

Appendix B
January 2020 to June 2026 Analytical Results
Second Quarter 2026 Quarterly Progress Report
Pacific Gas and Electric Company, Topock Compressor Station, Needles, California

Monitoring Well ID	Sample Date	Sample Type	Hexavalent Chromium (µg/L)	Total Dissolved Chromium (µg/L)	Dissolved Arsenic (µg/L)	Dissolved Barium (µg/L)	Dissolved Boron (mg/L)	Dissolved Calcium (mg/L)	Total Iron (mg/L)	Dissolved Iron (mg/L)	Dissolved Magnesium (mg/L)	Dissolved Manganese (mg/L)	Dissolved Molybdenum (µg/L)	Dissolved Potassium (mg/L)	Dissolved Selenium (µg/L)	Dissolved Sodium (mg/L)
MW-81-043	11/12/25	N	1.3	2	0.74	98	--	--	--	0.042 J	--	0.064	7.8	--	<0.5	--
MW-81-043	10/21/25	N	2.5	--	--	--	--	--	--	--	--	--	--	--	--	--
MW-81-043	09/09/25	N	2.6	--	--	--	--	--	--	--	--	--	--	--	--	--
MW-81-043	08/14/25	N	4.4	--	0.45	120	--	--	--	0.038 J	--	0.022	--	--	--	--
MW-81-043	07/16/25	N	4.8	--	--	--	--	--	--	--	--	--	--	--	--	--
MW-81-043	06/09/25	N	4	--	--	--	--	--	--	--	--	--	--	--	--	--
MW-81-043	05/07/25	N	5.5	6.6	<0.1	100 J	--	--	--	0.054	--	0.021	--	--	--	--
MW-81-043	04/08/25	N	6.5	--	1.5	130 J	--	--	--	0.061	--	0.075	--	--	--	--
MW-81-043	03/11/25	N	6.6	--	0.73	120	--	--	--	<0.02	--	0.013	--	--	--	--
MW-81-043	02/10/25	N	7.4	--	0.14	120	--	--	--	<0.02	--	0.034	--	--	--	--
MW-81-043	01/13/25	N	7.6	--	1.9	110 J	--	--	--	<0.02	--	0.01	--	--	--	--
MW-81-043	12/09/24	N	6.5	--	1.9	120	--	--	--	<0.02	--	0.0076	--	--	--	--
MW-81-043	11/14/24	N	6.9	8	1.9	120	--	--	--	<0.02	--	0.0087	8.8	--	<0.5	--
MW-81-043	10/09/24	N	8.2	--	1.9	130	--	--	--	<0.02	--	0.0029	9.4	--	<0.5	--
MW-81-043	09/12/24	N	8.9	--	1.7	120	--	--	--	<0.02	--	0.012	--	--	--	--
MW-81-043	08/07/24	N	14	--	2	130	--	--	--	<0.02	--	0.0015	--	--	--	--
MW-81-043	07/17/24	N	8.9	--	<0.1	100	--	--	--	<0.02 J	--	0.017	--	--	--	--
MW-81-043	06/12/24	N	0.49	--	2 J	100 J	--	--	--	<0.02	--	0.071	--	--	--	--
MW-81-043	05/08/24	N	2.2	2.8	<0.1	120	--	--	--	<0.02	--	0.051	--	--	--	--
MW-81-043	04/10/24	N	20	--	<0.1	130	--	--	--	<0.02	--	0.0024 J	--	--	--	--
MW-81-043	03/13/24	N	18	--	<0.1	130	--	--	--	<0.02	--	<0.0005	--	--	--	--
MW-81-043	02/08/24	N	21	--	<0.1 J	150	--	--	--	<0.02	--	0.033 J	--	--	--	--
MW-81-043	01/10/24	N	23	--	<0.1	140 J	--	--	--	<0.02	--	0.068 J	--	--	--	--
MW-81-043	12/12/23	N	15 J	--	<0.1	140	--	--	--	<0.02	--	0.043	--	--	--	--
MW-81-043	11/08/23	N	13	14	<0.1	140	--	--	--	<0.02	--	0.046 J	15	--	2	--
MW-81-043	10/10/23	N	8.6	--	<0.1	120	--	--	--	0.14	--	0.036	--	--	--	--
MW-81-043	09/13/23	N	1.6	--	0.8 J	130	--	--	--	0.043 J	--	0.057	--	--	--	--
MW-81-043	08/10/23	N	0.44 J	--	<0.1	47	--	--	--	0.041	--	0.11	--	--	--	--
MW-81-043	07/21/23	N	0.21	--	1.7	120 J	--	--	--	0.059 J	--	0.12	--	--	--	--
MW-81-043	06/13/23	N	5.8	--	0.67	120 J	--	--	--	0.16	--	0.068 J	--	--	--	--
MW-81-043	05/10/23	N	2.8	4.7	2.1	180 J	--	--	--	0.1	--	0.096	--	--	--	--
MW-81-043	04/04/23	N	15	--	<0.1 J	150	--	--	--	<0.02	--	0.031 J	--	--	--	--
MW-81-043	03/07/23	N	5.4	--	2.7	140 J	--	--	--	0.024	--	0.032 J	--	--	--	--
MW-81-043	02/07/23	N	9.7	--	4.3	110	--	--	--	0.023	--	0.019 J	--	--	--	--
MW-81-043	01/11/23	N	20	--	3.1	76	--	--	--	0.024 J	--	0.018	--	--	--	--
MW-81-043	12/06/22	N	17	--	5	81	--	--	--	0.029	--	0.048 J	--	--	--	--
MW-81-043	11/08/22	N	14	15	4.6	72	--	--	--	0.056 J	--	0.049 J	22 J	--	1.5	--
MW-81-043	10/11/22	N	13	--	3.3 J	76 J	--	--	--	0.046 J	--	0.041 J	--	--	--	--
MW-81-043	09/13/22	N	10	--	2.4	69	--	--	--	0.053 J	--	0.024	--	--	--	--
MW-81-043	08/10/22	N	3	--	1.2 J	110	--	--	--	0.09 J	--	0.045	--	--	--	--
MW-81-043	07/12/22	N	6.4	--	3.1	77	--	--	--	0.16 J	--	0.14	--	--	--	--
MW-81-043	06/16/22	N	4.4	--	<0.1	78 J	--	--	--	0.093 J	--	0.064	--	--	--	--
MW-81-043	05/06/22	N	12	14	<0.1	86 J	--	--	--	0.12 J	--	0.088 J	--	--	--	--
MW-81-043	03/01/22	N	17	--	<0.1	110	--	--	--	<0.02	--	0.15	--	--	--	--
MW-81-043	12/13/21	N	8.7	9.2	0.75	110	--	--	--	<0.02 J	--	0.16	24	--	2.6	--
MW-81-043	08/17/21	N	7.3	7.7	0.73	93	0.99	230	0.35 J	0.079	52 J	0.18	21	15 J	1.3	1,300 J
MW-81-043	05/18/21	N	8.8 J	9.5	1.1 J	95	0.94	210	0.16 J	0.16 J	49 J	0.14	26	11 J	1.2	1,100 J
MW-81-043	02/24/21	N	13	13	2	100 J	1.1	220	1.80 J	0.022	54	0.11	28	11 J	2.1	1,200 J
MW-81-043	12/03/20	N	7.8	8.7	3.4	120	1.1	170 J	3.20 J	0.028	58	0.22	29	18	3.2	1,100
MW-81-043	08/18/20	N	1.5	4.3	2.6	180	1.5	220	2.20 J	0.48 J	61 J	0.36	30	14	1.5	1,300
MW-81-043	05/21/20	N	2.4	4.9	1.4	190	0.96	180 J	1.80 J	0.38	59	0.32	27	16 J	1.3	1,500

Appendix B
January 2020 to June 2026 Analytical Results
Second Quarter 2026 Quarterly Progress Report
Pacific Gas and Electric Company, Topock Compressor Station, Needles, California

Monitoring Well ID	Sample Date	Sample Type	Hexavalent Chromium (µg/L)	Total Dissolved Chromium (µg/L)	Dissolved Arsenic (µg/L)	Dissolved Barium (µg/L)	Dissolved Boron (mg/L)	Dissolved Calcium (mg/L)	Total Iron (mg/L)	Dissolved Iron (mg/L)	Dissolved Magnesium (mg/L)	Dissolved Manganese (mg/L)	Dissolved Molybdenum (µg/L)	Dissolved Potassium (mg/L)	Dissolved Selenium (µg/L)	Dissolved Sodium (mg/L)
MW-81-043	04/21/20	N	7.4	10	0.85	160	0.94	230	0.49	0.28	46	0.21	21	13	1.6	1,300
MW-81-043	03/18/20	N	2.1	3.7	2.9	220	0.89	180	2.20	0.16 J	44 J	0.32	25	12 J	2.1	1,200
MW-81-043	02/18/20	N	4.4	6.9	2.9	250 J	0.83	210	0.36 J	0.38	46	0.35	26	14	1.9	1,200
MW-81-043	01/28/20	N	1.8	3.8	1.9 J	320 J	0.9	170 B	1	0.6 J	46 J	0.6 J	24 J	11 J	1.8	1,200
MW-81-043	01/08/20	N	<0.2	<1	--	--	--	--	--	--	--	--	--	--	--	--
MW-81-043	06/09/25	FD	4	--	--	--	--	--	--	--	--	--	--	--	--	--
MW-81-043	12/09/24	FD	6.6	--	1.8	110	--	--	--	<0.02	--	0.0074	--	--	--	--
MW-81-043	03/13/24	FD	18	--	<0.1	130	--	--	--	<0.02	--	<0.0005	--	--	--	--
MW-81-043	09/13/23	FD	1.6	--	0.6 J	130	--	--	--	0.039 J	--	0.055	--	--	--	--
MW-81-098	06/10/26	N	<1	--	--	--	--	--	--	--	--	--	--	--	--	--
MW-81-098	05/11/26	N	<1	<1	<0.1	76	--	--	--	0.11	--	0.049	--	--	--	--
MW-81-098	04/15/26	N	<1	--	--	--	--	--	--	--	--	--	--	--	--	--
MW-81-098	03/10/26	N	<1	--	--	--	--	--	--	--	--	--	--	--	--	--
MW-81-098	02/10/26	N	<0.2	--	<0.1	79	--	--	--	0.043	--	0.043	--	--	--	--
MW-81-098	01/12/26	N	<0.2	--	--	--	--	--	--	--	--	--	--	--	--	--
MW-81-098	12/10/25	N	<0.2	--	--	--	--	--	--	--	--	--	--	--	--	--
MW-81-098	11/12/25	N	<1	<1	<0.1	74	--	--	--	0.032 J	--	0.046	3.4	--	<0.5	--
MW-81-098	10/20/25	N	<0.2	--	--	--	--	--	--	--	--	--	--	--	--	--
MW-81-098	09/09/25	N	<0.2	--	--	--	--	--	--	--	--	--	--	--	--	--
MW-81-098	08/14/25	N	<0.2	--	<0.1	69	--	--	--	0.031 J	--	0.042	--	--	--	--
MW-81-098	07/16/25	N	<0.2	--	--	--	--	--	--	--	--	--	--	--	--	--
MW-81-098	06/09/25	N	1.2	--	--	--	--	--	--	--	--	--	--	--	--	--
MW-81-098	05/07/25	N	0.72	1.2	<0.1	79 J	--	--	--	0.02	--	0.053	--	--	--	--
MW-81-098	04/08/25	N	1.4	--	<0.1	83	--	--	--	0.042	--	0.055	--	--	--	--
MW-81-098	03/11/25	N	1.3	--	<0.1	76	--	--	--	<0.02	--	0.047	--	--	--	--
MW-81-098	02/10/25	N	<1	--	<0.1	80	--	--	--	0.053	--	0.046	--	--	--	--
MW-81-098	01/13/25	N	2.8	--	1.1	73 J	--	--	--	0.027	--	0.036	--	--	--	--
MW-81-098	12/09/24	N	2.8	--	0.97	70	--	--	--	<0.02	--	0.043	--	--	--	--
MW-81-098	11/14/24	N	3	3.9	1.1	75	--	--	--	<0.02	--	0.041	3.4	--	<0.5	--
MW-81-098	10/09/24	N	2.6	--	1.2	80	--	--	--	<0.02	--	0.049	--	--	--	--
MW-81-098	09/12/24	N	2.7	--	0.97	78	--	--	--	0.11	--	0.065	--	--	--	--
MW-81-098	08/07/24	N	1	--	1.4	84	--	--	--	0.024	--	0.068	--	--	--	--
MW-81-098	07/17/24	N	<1	--	<0.1	71	--	--	--	0.3 J	--	0.073	--	--	--	--
MW-81-098	06/12/24	N	1.7	--	3.9 J	41 J	--	--	--	0.067	--	0.056	--	--	--	--
MW-81-098	05/08/24	N	6	9.2	<0.1	49	--	--	--	0.039	--	0.07	--	--	--	--
MW-81-098	04/10/24	N	4.9	--	<0.1	58	--	--	--	<0.02	--	0.074 J	--	--	--	--
MW-81-098	03/13/24	N	22	--	<0.1	50	--	--	--	<0.02	--	0.058	--	--	--	--
MW-81-098	02/08/24	N	1.7	--	<0.1 J	83	--	--	--	0.038	--	0.064 J	--	--	--	--
MW-81-098	01/10/24	N	2.1	--	<0.1	75 J	--	--	--	0.029	--	0.071 J	--	--	--	--
MW-81-098	12/12/23	N	0.96 J	--	<0.1	87	--	--	--	0.032	--	0.096	--	--	--	--
MW-81-098	11/08/23	N	1.2	2.2	<0.1	77	--	--	--	0.033	--	0.12 J	5.1	--	<0.5	--
MW-81-098	10/10/23	N	21	--	<0.1	49	--	--	--	<0.02	--	0.089	--	--	--	--
MW-81-098	09/13/23	N	18	--	<0.1	44	--	--	--	<0.02 J	--	0.084	--	--	--	--
MW-81-098	08/10/23	N	0.82	--	1.2	120	--	--	--	0.1	--	0.088	--	--	--	--
MW-81-098	07/21/23	N	<1	--	<0.1	48 J	--	--	--	0.06 J	--	0.086	--	--	--	--
MW-81-098	06/13/23	N	17	--	<0.1	51 J	--	--	--	<0.02	--	0.084 J	--	--	--	--
MW-81-098	05/10/23	N	5.4	5.4	<0.1	61 J	--	--	--	0.066	--	0.12	--	--	--	--
MW-81-098	04/04/23	N	9.9	--	<0.1 J	50	--	--	--	0.022	--	0.08 J	--	--	--	--
MW-81-098	03/07/23	N	<1	--	<0.1	48 J	--	--	--	0.076	--	0.097 J	--	--	--	--
MW-81-098	02/07/23	N	<1	--	<0.1	64	--	--	--	0.061	--	0.11 J	--	--	--	--
MW-81-098	01/11/23	N	1.3	--	<0.1	75	--	--	--	0.024 J	--	0.11	--	--	--	--

Appendix B
January 2020 to June 2026 Analytical Results
Second Quarter 2026 Quarterly Progress Report
Pacific Gas and Electric Company, Topock Compressor Station, Needles, California

Monitoring Well ID	Sample Date	Sample Type	Hexavalent Chromium (µg/L)	Total Dissolved Chromium (µg/L)	Dissolved Arsenic (µg/L)	Dissolved Barium (µg/L)	Dissolved Boron (mg/L)	Dissolved Calcium (mg/L)	Total Iron (mg/L)	Dissolved Iron (mg/L)	Dissolved Magnesium (mg/L)	Dissolved Manganese (mg/L)	Dissolved Molybdenum (µg/L)	Dissolved Potassium (mg/L)	Dissolved Selenium (µg/L)	Dissolved Sodium (mg/L)
MW-81-098	12/06/22	N	3.6	--	<0.1	56	--	--	--	<0.02	--	0.13 J	--	--	--	--
MW-81-098	11/08/22	N	1.7	2.7	<0.1	58	--	--	--	0.027 J	--	0.14 J	25 J	--	0.65	--
MW-81-098	10/11/22	N	1.5	--	<0.1 J	59 J	--	--	--	0.043 J	--	0.16 J	--	--	--	--
MW-81-098	09/13/22	N	<1	--	<0.1	80	--	--	--	0.19 J	--	0.13	--	--	--	--
MW-81-098	08/10/22	N	0.55	--	<0.1	59	--	--	--	<0.02 J	--	0.16	--	--	--	--
MW-81-098	07/12/22	N	1.3	--	<0.1	67	--	--	--	<0.02 J	--	0.22	--	--	--	--
MW-81-098	06/16/22	N	1.8	--	<0.1	68 J	--	--	--	0.059 J	--	0.24	--	--	--	--
MW-81-098	05/06/22	N	<1	<1	<0.1	51 J	--	--	--	<0.02 J	--	0.16 J	--	--	--	--
MW-81-098	03/01/22	N	<1	--	<0.1	100	--	--	--	<0.1	--	0.12	--	--	--	--
MW-81-098	12/13/21	N	1.2	1.7	<0.1	70	--	--	--	0.041 J	--	0.14	3.4	--	<0.5	--
MW-81-098	08/17/21	N	0.56	<1	<0.1	65	1.2	270	0.32 J	0.025	39 J	0.11	3.8	18 J	<0.5	1,500 J
MW-81-098	05/18/21	N	2 J	2.3	<0.1 J	67	1.1	240	0.086 J	0.092 J	33 J	0.1	3.6	11 J	<0.5	1,600 J
MW-81-098	02/24/21	N	1.4	1.5	<0.1	72 J	1.3	310	0.22 J	<0.02	42	0.11	3.2	18 J	<0.5	1,700 J
MW-81-098	12/03/20	N	1.2	1.5	1	72	1.4	210 J	0.42 J	<0.02	45	0.12	3.1	18	<0.5	1,500
MW-81-098	08/18/20	N	<1	<1	<0.1	73	1.8	260	1.20 J	0.023 J	45 J	0.16	3.8	15	<0.5	1,600
MW-81-098	05/21/20	N	0.29	<1	<0.1	74	1.1	200 J	7.30 J	0.15	41	0.23	3.7	17 J	<0.5	1,900
MW-81-098	04/21/20	N	<0.2	<1	<0.1	75	1.2	280	1.20	0.15	38	0.25	3.6	15	<0.5	1,500
MW-81-098	03/18/20	N	0.31	<1	<0.1	69	1.2	270	0.13	0.075 J	37 J	0.23	3.1	16 J	<0.5	1,800
MW-81-098	02/18/20	N	<0.2	<1	<0.1	87 J	1.1	280	0.17 J	0.092	40	0.28	3.6	15	<0.5	1,600
MW-81-098	01/28/20	N	<0.2	<1	<0.1 J	93 J	1.2	250 B	0.47	0.21 J	44 J	0.45 J	3.9 J	15 J	<0.5	1,800
MW-81-098	02/10/26	FD	<0.2	--	<0.1	78	--	--	--	0.043	--	0.04	--	--	--	--
MW-81-098	11/12/25	FD	<1	<1	<0.1	74	--	--	--	0.54 J	--	0.046	3.5	--	<0.5	--
MW-81-098	08/14/25	FD	<0.2	--	<0.1	69	--	--	--	0.022 J	--	0.041	--	--	--	--
MW-81-098	03/11/25	FD	1.3	--	<0.1	78	--	--	--	<0.02	--	0.045	--	--	--	--
MW-81-098	11/14/24	FD	3.2	3.9	1.1	75	--	--	--	<0.02	--	0.041	3.6	--	<0.5	--
MW-81-098	05/08/24	FD	6.4	9	<0.1	49	--	--	--	0.035	--	0.069	--	--	--	--
MW-81-098	08/17/21	FD	0.59	<1	<0.1	63	1.1	250	0.27 J	0.036	36 J	0.11	3.5	15 J	<0.5	1,500 J
MW-81-098	08/18/20	FD	<1	1	<0.1	71	1.7	260	1.40 J	0.037 J	45 J	0.16	3.5	15	<0.5	1,500
MW-82-046	06/18/26	N	<1	<1	9.1	68	--	--	--	2.50	--	0.49	--	--	--	--
MW-82-046	02/16/26	N	<1	--	12	71	--	--	--	1.80	--	0.16	--	--	--	--
MW-82-046	11/17/25	N	<1	<1	11	61	--	--	--	2.90	--	0.25	270	--	2.7	--
MW-82-046	08/18/25	N	<1	--	19	65	--	--	--	5.30	--	0.48	--	--	--	--
MW-82-046	05/06/25	N	<1	<1	31	57 J	--	--	--	6.40	--	0.46	--	--	--	--
MW-82-046	02/11/25	N	<1	--	3.8	70 J	--	--	--	2.30	--	0.22 J	--	--	--	--
MW-82-046	01/14/25	N	<1	--	4.3 J	69	--	--	--	<0.02	--	0.16 J	--	--	--	--
MW-82-046	12/11/24	N	<1	--	13	63 J	--	--	--	1.50	--	0.32 J	--	--	--	--
MW-82-046	11/12/24	N	<1	<1	19	67	--	--	--	5	--	0.43 J	44	--	0.9	--
MW-82-046	10/09/24	N	<1	--	36	66	--	--	--	6.90	--	0.59	--	--	--	--
MW-82-046	09/11/24	N	<1	--	27	68	--	--	--	5	--	0.42	--	--	--	--
MW-82-046	08/07/24	N	<1	--	36	66	--	--	--	1.50	--	0.52	--	--	--	--
MW-82-046	07/17/24	N	<1	--	35	52	--	--	--	7.70 J	--	0.56	--	--	--	--
MW-82-046	06/12/24	N	<1	--	22 J	52 J	--	--	--	1.30	--	0.4	--	--	--	--
MW-82-046	05/07/24	N	<1	<1	22	58	--	--	--	1.80	--	0.41	--	--	--	--
MW-82-046	04/09/24	N	<1	--	28	59 J	--	--	--	7 J	--	0.58 J	--	--	--	--
MW-82-046	03/13/24	N	<1	--	10	61	--	--	--	0.33 J	--	0.38	--	--	--	--
MW-82-046	02/06/24	N	<1	--	1.2	66	--	--	--	1.90	--	0.13	--	--	--	--
MW-82-046	01/09/24	N	<1	--	4.9	66	--	--	--	4	--	0.16	--	--	--	--
MW-82-046	12/12/23	N	<1	--	13	68	--	--	--	4.80	--	0.26	--	--	--	--
MW-82-046	11/07/23	N	<1	<1	8.2 J	66	--	--	--	0.07	--	0.36	41	--	<0.5	--
MW-82-046	10/10/23	N	<1	--	26	68	--	--	--	7.10	--	0.46	--	--	--	--
MW-82-046	09/13/23	N	<1	--	21	64	--	--	--	6.90 J	--	0.43	--	--	--	--

Appendix B
January 2020 to June 2026 Analytical Results
Second Quarter 2026 Quarterly Progress Report
Pacific Gas and Electric Company, Topock Compressor Station, Needles, California

Monitoring Well ID	Sample Date	Sample Type	Hexavalent Chromium (µg/L)	Total Dissolved Chromium (µg/L)	Dissolved Arsenic (µg/L)	Dissolved Barium (µg/L)	Dissolved Boron (mg/L)	Dissolved Calcium (mg/L)	Total Iron (mg/L)	Dissolved Iron (mg/L)	Dissolved Magnesium (mg/L)	Dissolved Manganese (mg/L)	Dissolved Molybdenum (µg/L)	Dissolved Potassium (mg/L)	Dissolved Selenium (µg/L)	Dissolved Sodium (mg/L)
MW-82-046	08/08/23	N	<1	--	25 J	72	--	--	--	7.40 J	--	0.55	--	--	--	--
MW-82-046	07/18/23	N	<1	--	24 J	66	--	--	--	5.40 J	--	0.48	--	--	--	--
MW-82-046	06/13/23	N	<1	--	22	74 J	--	--	--	6.60	--	0.39 J	--	--	--	--
MW-82-046	05/10/23	N	<1	1.4	30	69	--	--	--	7.40	--	0.42	--	--	--	--
MW-82-046	04/04/23	N	<1	--	19 J	61	--	--	--	6.50	--	0.32 J	--	--	--	--
MW-82-046	03/08/23	N	<1	--	20	71 J	--	--	--	5.20	--	0.23	--	--	--	--
MW-82-046	02/07/23	N	<1	--	13 J	69 J	--	--	--	4	--	0.2	--	--	--	--
MW-82-046	01/10/23	N	<0.2	--	17	59 J	--	--	--	4.30 J	--	0.31	--	--	--	--
MW-82-046	12/05/22	N	<1	--	17 J	55	--	--	--	5.40	--	0.24	--	--	--	--
MW-82-046	11/08/22	N	<1	<1	20	55	--	--	--	6.30 J	--	0.26 J	26 J	--	<0.5	--
MW-82-046	10/11/22	N	<1	--	21 J	59 J	--	--	--	6.10 J	--	0.24 J	--	--	--	--
MW-82-046	09/13/22	N	<0.2	--	23	51	--	--	--	5.50 J	--	0.26	--	--	--	--
MW-82-046	08/10/22	N	<1	--	25	52	--	--	--	6 J	--	0.31	--	--	--	--
MW-82-046	07/12/22	N	<1	--	24	73	--	--	--	7.30 J	--	0.36	--	--	--	--
MW-82-046	06/16/22	N	<0.2	--	17	56 J	--	--	--	5.80 J	--	0.26	--	--	--	--
MW-82-046	05/02/22	N	<1	<5	27	66	--	--	--	6.40 J	--	0.32	--	--	--	--
MW-82-046	03/01/22	N	<1	--	13	68	--	--	--	6.60	--	0.21	--	--	--	--
MW-82-046	12/16/21	N	<0.2	<1	15	61	--	--	--	2.90 J	--	0.17	11	--	2	--
MW-82-046	08/17/21	N	<0.2	<1	13	53	1.3	140	3.70 J	3	190 J	0.16	15	18 J	1.7	2,000 J
MW-82-046	05/18/21	N	<1	<1	21 J	64	1.9	170	6.40 J	5.40 J	200 J	0.27	55	17 J	1.9	2,700 J
MW-82-046	02/25/21	N	<1	<1	13	73	2	220	4.90 J	3.30	260	0.17	22	21 J	1.2	2,700 J
MW-82-046	12/01/20	N	<0.2	1.2	15	57	1.9 J	140 J	3.80	3 J	230 J	0.17	12	20 J	4.7	1,700
MW-82-046	08/25/20	N	<1	1.1	15	64	1.4	120 J	4.50	4	240	0.27	21 J	20 J	1.5	2,000
MW-82-046	05/28/20	N	<1	1.2	32	68	2.2	160	7.70	6.60	210	0.48	67	23 J	0.72	3,100
MW-82-046	02/27/20	N	<1	1	16	76 J	2.2	210	4.40 J	3.80 J	260	0.18	30	24	0.67	3,800
MW-82-046	12/05/22	FD	<1	--	19 J	60	--	--	--	5.70	--	0.26	--	--	--	--
MW-82-046	05/02/22	FD	<1	<5	25	56	--	--	--	6.20 J	--	0.27	--	--	--	--
MW-82-046	12/16/21	FD	<0.2	<1	15	59	--	--	--	3.20 J	--	0.17	11	--	1.8	--
MW-82-112	06/18/26	N	<1	<1	2.1	47	--	--	--	0.056	--	0.0043	--	--	--	--
MW-82-112	02/16/26	N	<0.2	--	<0.1	55	--	--	--	0.3	--	0.24	--	--	--	--
MW-82-112	11/17/25	N	<1	<1	<0.1	74	--	--	--	0.32	--	0.56	3.9	--	<0.5	--
MW-82-112	08/18/25	N	0.22	--	<0.1	70	--	--	--	0.057	--	0.22	--	--	--	--
MW-82-112	05/06/25	N	<1	1.3	<0.1	44 J	--	--	--	0.074	--	0.12	--	--	--	--
MW-82-112	02/11/25	N	<1	--	<0.1	65 J	--	--	--	0.38	--	0.79 J	--	--	--	--
MW-82-112	11/12/24	N	1.3	1.4	1.9	40	--	--	--	<0.02	--	0.062 J	8.1	--	<0.5	--
MW-82-112	08/07/24	N	<0.2	--	<0.1	61	--	--	--	0.031	--	0.61	--	--	--	--
MW-82-112	05/07/24	N	<1	<1	<0.1	48	--	--	--	<0.02	--	0.11	--	--	--	--
MW-82-112	02/06/24	N	<1	--	<0.1	50	--	--	--	0.056	--	0.13	--	--	--	--
MW-82-112	11/07/23	N	<1	<1	<0.1 J	58	--	--	--	0.035	--	0.15	26	--	<0.5	--
MW-82-112	08/08/23	N	<0.2	--	<0.1 J	43	--	--	--	0.038 J	--	0.098	--	--	--	--
MW-82-112	05/10/23	N	<1	<1	<0.1	56	--	--	--	0.043	--	0.14	--	--	--	--
MW-82-112	04/04/23	N	<1	--	<0.1 J	64	--	--	--	0.1	--	0.15 J	--	--	--	--
MW-82-112	03/08/23	N	<0.2	--	<0.1	48 J	--	--	--	<0.02	--	0.1	--	--	--	--
MW-82-112	02/07/23	N	<1	--	<0.1 J	77 J	--	--	--	0.039	--	0.18	--	--	--	--
MW-82-112	01/10/23	N	<1	--	<0.1	44 J	--	--	--	0.036 J	--	0.086	--	--	--	--
MW-82-112	12/05/22	N	<1	--	R	63	--	--	--	<0.02	--	0.18	--	--	--	--
MW-82-112	11/08/22	N	<1	<1	<0.1	59	--	--	--	<0.02 J	--	0.19 J	23 J	--	<0.5	--
MW-82-112	10/11/22	N	<1	--	R	59 J	--	--	--	<0.02	--	0.15 J	--	--	--	--
MW-82-112	09/13/22	N	0.29	--	<0.1	38	--	--	--	0.035 J	--	0.084	--	--	--	--
MW-82-112	08/10/22	N	<0.2	--	<0.1	36	--	--	--	<0.02 J	--	0.061	--	--	--	--
MW-82-112	07/12/22	N	<0.2	--	<0.1	57	--	--	--	<0.02 J	--	0.14	--	--	--	--

Appendix B
January 2020 to June 2026 Analytical Results
Second Quarter 2026 Quarterly Progress Report
Pacific Gas and Electric Company, Topock Compressor Station, Needles, California

Monitoring Well ID	Sample Date	Sample Type	Hexavalent Chromium (µg/L)	Total Dissolved Chromium (µg/L)	Dissolved Arsenic (µg/L)	Dissolved Barium (µg/L)	Dissolved Boron (mg/L)	Dissolved Calcium (mg/L)	Total Iron (mg/L)	Dissolved Iron (mg/L)	Dissolved Magnesium (mg/L)	Dissolved Manganese (mg/L)	Dissolved Molybdenum (µg/L)	Dissolved Potassium (mg/L)	Dissolved Selenium (µg/L)	Dissolved Sodium (mg/L)
MW-82-112	06/16/22	N	<1	--	<0.1	52 J	--	--	--	0.061 J	--	0.12	--	--	--	--
MW-82-112	05/02/22	N	<0.2	<1	<0.1	36	--	--	--	<0.02	--	0.054	--	--	--	--
MW-82-112	03/01/22	N	<0.2	--	<0.1	38	--	--	--	0.11 J	--	0.058	--	--	--	--
MW-82-112	12/16/21	N	0.88	2	<0.1	35	--	--	--	<0.02	--	0.027	8.7	--	<0.5	--
MW-82-112	08/17/21	N	0.28	<1	<0.1	29	1.4	180	0.051 J	<0.02	15 J	0.023	8.3	15 J	<0.5	1,600 J
MW-82-112	05/18/21	N	<0.2	1.3	<0.1 J	30	1.2	160	0.27 J	0.11 J	15 J	0.031	6.7	12 J	<0.5	1,300 J
MW-82-112	02/25/21	N	0.37	1.2	<0.1	34	1.5	220	0.098 J	0.021	19	0.024	9.1	15 J	<0.5	1,500 J
MW-82-112	12/01/20	N	0.44	1.1	2	34	1.7 J	160 J	0.28	<0.02	22 J	0.027	9.3	16 J	<0.5	1,400
MW-82-112	08/25/20	N	<1	1.3	<0.1	35	1.4	130 J	0.089	0.042	17	0.053	9.6 J	18 J	<0.5	2,000
MW-82-112	05/28/20	N	<0.2	<1	<0.1	35	1.5	180	0.54	0.073	18	0.072	7.6	16 J	<0.5	1,700
MW-82-112	02/27/20	N	0.2 J	<1	<0.1	36 J	1.4	210	0.23 J	0.059 J	17	0.053	10	14	<0.5	2,100
MW-82-112	11/07/23	FD	<1	<1	<0.1 J	55	--	--	--	0.036	--	0.14	24	--	<0.5	--
MW-82-112	10/11/22	FD	<1	--	<0.1 J	61 J	--	--	--	<0.02	--	0.15 J	--	--	--	--
MW-82-168	06/18/26	N	<1	<1	1.7	37	--	--	--	0.052	--	0.053	--	--	--	--
MW-82-168	02/16/26	N	<0.2	--	<0.1	31	--	--	--	0.053	--	0.045	--	--	--	--
MW-82-168	11/17/25	N	<1	<1	<0.1	31	--	--	--	0.041	--	0.044	7.7	--	<0.5	--
MW-82-168	08/18/25	N	<0.2	--	<0.1	32	--	--	--	0.057	--	0.044	--	--	--	--
MW-82-168	05/06/25	N	<0.2	<1	<0.1	33 J	--	--	--	0.04	--	0.051	--	--	--	--
MW-82-168	02/11/25	N	<1	--	<0.1	30 J	--	--	--	0.056	--	0.043 J	--	--	--	--
MW-82-168	01/14/25	N	<1	--	1.5 J	29	--	--	--	0.057	--	0.042 J	--	--	--	--
MW-82-168	12/11/24	N	<1	--	1.6	32 J	--	--	--	0.036	--	0.043 J	--	--	--	--
MW-82-168	11/12/24	N	<1	<1	1.6	31	--	--	--	0.045	--	0.048 J	7.8	--	<0.5	--
MW-82-168	10/09/24	N	<1	--	1.7	32	--	--	--	0.042	--	0.051	--	--	--	--
MW-82-168	09/11/24	N	<1	--	1.9	31	--	--	--	0.047	--	0.05	--	--	--	--
MW-82-168	08/07/24	N	<1	--	1.8	32	--	--	--	<0.02	--	0.044	--	--	--	--
MW-82-168	07/17/24	N	<1	--	<0.1	28	--	--	--	0.038 J	--	0.042	--	--	--	--
MW-82-168	06/12/24	N	<1	--	1.8 J	33 J	--	--	--	0.063	--	0.047	--	--	--	--
MW-82-168	05/07/24	N	<1	<1	<0.1	34	--	--	--	0.043	--	0.053	--	--	--	--
MW-82-168	04/09/24	N	<1	--	<0.1	31 J	--	--	--	0.072 J	--	0.052 J	--	--	--	--
MW-82-168	03/13/24	N	<1	--	<0.1	30	--	--	--	0.062 J	--	0.049	--	--	--	--
MW-82-168	02/06/24	N	<0.2	--	<0.1	32	--	--	--	0.048	--	0.05	--	--	--	--
MW-82-168	01/09/24	N	<0.2	--	<0.1	28	--	--	--	0.074	--	0.042	--	--	--	--
MW-82-168	12/12/23	N	<1	--	<0.1	38	--	--	--	0.07	--	0.069	--	--	--	--
MW-82-168	11/07/23	N	<1	<1	<0.1 J	38	--	--	--	0.054	--	0.06	11	--	<0.5	--
MW-82-168	10/10/23	N	<0.2	--	<0.1	39	--	--	--	0.059	--	0.052	--	--	--	--
MW-82-168	09/13/23	N	<0.2	--	<0.1	37	--	--	--	0.086 J	--	0.046	--	--	--	--
MW-82-168	08/08/23	N	<0.2	--	<0.1 J	40	--	--	--	0.082 J	--	0.037	--	--	--	--
MW-82-168	07/18/23	N	<0.2	--	<0.1 J	36	--	--	--	0.14 J	--	0.041 J	--	--	--	--
MW-82-168	06/13/23	N	<0.2	--	<0.1	38 J	--	--	--	0.06	--	0.042 J	--	--	--	--
MW-82-168	05/10/23	N	<1	<1	<0.1	47	--	--	--	0.067	--	0.055	--	--	--	--
MW-82-168	04/04/23	N	<0.2	--	<0.1 J	36	--	--	--	0.087	--	0.043 J	--	--	--	--
MW-82-168	03/08/23	N	<0.2	--	<0.1	34 J	--	--	--	0.036	--	0.044	--	--	--	--
MW-82-168	02/07/23	N	<1	--	<0.1 J	40 J	--	--	--	0.053	--	0.052	--	--	--	--
MW-82-168	01/10/23	N	<0.2	--	<0.1	35 J	--	--	--	0.059 J	--	0.037	--	--	--	--
MW-82-168	12/05/22	N	<0.2	--	1 J	30	--	--	--	0.048	--	0.037	--	--	--	--
MW-82-168	11/08/22	N	<1	<1	1.2	33	--	--	--	0.043 J	--	0.038 J	36 J	--	<0.5	--
MW-82-168	10/11/22	N	<1	--	<0.1 J	35 J	--	--	--	0.049 J	--	0.038 J	--	--	--	--
MW-82-168	09/13/22	N	<0.2	--	<0.1	38	--	--	--	0.035 J	--	0.042	--	--	--	--
MW-82-168	08/10/22	N	<0.2	--	<0.1	38	--	--	--	0.024 J	--	0.041	--	--	--	--
MW-82-168	07/12/22	N	0.28	--	<0.1	41	--	--	--	0.054 J	--	0.043	--	--	--	--
MW-82-168	06/16/22	N	1.2	--	<0.1	42 J	--	--	--	0.027 J	--	0.029	--	--	--	--

Appendix B
January 2020 to June 2026 Analytical Results
Second Quarter 2026 Quarterly Progress Report
Pacific Gas and Electric Company, Topock Compressor Station, Needles, California

Monitoring Well ID	Sample Date	Sample Type	Hexavalent Chromium (µg/L)	Total Dissolved Chromium (µg/L)	Dissolved Arsenic (µg/L)	Dissolved Barium (µg/L)	Dissolved Boron (mg/L)	Dissolved Calcium (mg/L)	Total Iron (mg/L)	Dissolved Iron (mg/L)	Dissolved Magnesium (mg/L)	Dissolved Manganese (mg/L)	Dissolved Molybdenum (µg/L)	Dissolved Potassium (mg/L)	Dissolved Selenium (µg/L)	Dissolved Sodium (mg/L)
MW-82-168	05/02/22	N	<1	2.7	<0.1	47	--	--	--	<0.1	--	0.14	--	--	--	--
MW-82-168	03/01/22	N	1.2	--	1.9	50	--	--	--	<0.1	--	0.2	--	--	--	--
MW-82-168	12/16/21	N	7	7.5	<0.1	48	--	--	--	0.031 J	--	0.14	15	--	<0.5	--
MW-82-168	08/17/21	N	<1	<1	<0.1	49	1	700	0.27 J	0.028	67 J	0.32	18	37 J	<0.5	4,200 J
MW-82-168	05/18/21	N	3.1 J	5	<0.1 J	49	0.99	640	0.2 J	0.035 J	68 J	0.16	19	32 J	0.65	4,000 J
MW-82-168	02/25/21	N	3.5	5.9	<0.1	49	1.5	740	0.23 J	<0.1	100	0.13	17	33 J	0.63	5,000 J
MW-82-168	12/01/20	N	4.7	6.5	1.7	49	1.4 J	440 J	2	0.094 J	100 J	0.16	17	48 J	0.74	3,100
MW-82-168	08/25/20	N	2.9	6.1	1.9	53	0.72	350 J	0.21	0.079	77	0.26	19 J	47 J	0.83	4,200
MW-82-168	05/28/20	N	1.9	3.9	1.9	57	1.1	480	0.12	0.048	79	0.31	20	46 J	0.74	4,300
MW-82-168	02/27/20	N	1.2 J	2.6	1.7	49 J	1.5	580	0.12 J	<0.1 J	84	0.25	18	37	<0.5	4,900
MW-82-168	09/11/24	FD	<1	--	1.9	30	--	--	--	0.044	--	0.048	--	--	--	--
MW-82-168	08/07/24	FD	<1	--	1.6	30	--	--	--	<0.02	--	0.044	--	--	--	--
MW-82-168	07/18/23	FD	<0.2	--	<0.1 J	36	--	--	--	0.12 J	--	0.056 J	--	--	--	--
MW-82-168	11/08/22	FD	<1	<1	1.3	34	--	--	--	0.042 J	--	0.039 J	38 J	--	<0.5	--
MW-82-168	10/11/22	FD	<1	--	<0.1 J	31 J	--	--	--	0.043 J	--	0.033 J	--	--	--	--
MW-82-168	09/13/22	FD	<0.2	--	<0.1	39	--	--	--	0.051 J	--	0.043	--	--	--	--
MW-82-168	07/12/22	FD	<1	--	<0.1	41	--	--	--	0.033 J	--	0.045	--	--	--	--
MW-82-198	06/18/26	N	<1	<1	3.1	46	--	--	--	0.037	--	0.056	--	--	--	--
MW-82-198	02/16/26	N	<1	--	<0.1	54	--	--	--	0.024	--	0.069	--	--	--	--
MW-82-198	11/17/25	N	<0.2	<1	<0.1	48	--	--	--	0.098	--	0.072	13	--	<0.5	--
MW-82-198	08/18/25	N	<0.2	--	<0.1	54	--	--	--	0.16	--	0.12	--	--	--	--
MW-82-198	05/06/25	N	<1	<1	<0.1	55 J	--	--	--	0.18	--	0.17	--	--	--	--
MW-82-198	02/11/25	N	<1	--	0.64	50 J	--	--	--	0.054	--	0.06 J	--	--	--	--
MW-82-198	01/14/25	N	1.2	--	2.7 J	51	--	--	--	0.075	--	0.057 J	--	--	--	--
MW-82-198	12/11/24	N	<1	--	3	45 J	--	--	--	0.037	--	0.062 J	--	--	--	--
MW-82-198	11/12/24	N	<1	<1	3.1	47	--	--	--	0.045	--	0.066 J	58	--	<0.5	--
MW-82-198	10/09/24	N	<1	--	3.4	55	--	--	--	0.14	--	0.14	--	--	--	--
MW-82-198	09/11/24	N	<1	--	2.7	52	--	--	--	0.25	--	0.18	--	--	--	--
MW-82-198	08/07/24	N	<1	--	3.8	47	--	--	--	<0.02	--	0.062	--	--	--	--
MW-82-198	07/17/24	N	<1	--	1	39	--	--	--	<0.02 J	--	0.041	--	--	--	--
MW-82-198	06/12/24	N	<1	--	4.3 J	39 J	--	--	--	0.021	--	0.035	--	--	--	--
MW-82-198	05/07/24	N	<0.2	<1	0.5 J	43	--	--	--	0.035	--	0.034	--	--	--	--
MW-82-198	04/09/24	N	<1	--	1.6	35 J	--	--	--	0.032 J	--	0.027 J	--	--	--	--
MW-82-198	03/13/24	N	<1	--	1.3	37	--	--	--	0.024 J	--	0.023	--	--	--	--
MW-82-198	02/06/24	N	<0.2	--	<0.1	40	--	--	--	<0.02	--	0.026	--	--	--	--
MW-82-198	01/09/24	N	<1	--	0.54	43	--	--	--	0.026	--	0.028	--	--	--	--
MW-82-198	12/12/23	N	<1	--	<0.1	52	--	--	--	0.025	--	0.044	--	--	--	--
MW-82-198	11/07/23	N	<0.2	<1	<0.1 J	53	--	--	--	0.024	--	0.038	37	--	<0.5	--
MW-82-198	10/10/23	N	<0.2	--	<0.1	47	--	--	--	0.048	--	0.051	--	--	--	--
MW-82-198	09/13/23	N	<1	--	<0.1	42	--	--	--	<0.02 J	--	0.054	--	--	--	--
MW-82-198	08/08/23	N	<0.2	--	2.1 J	43	--	--	--	0.11 J	--	0.043	--	--	--	--
MW-82-198	07/18/23	N	<0.2	--	0.31 J	42	--	--	--	0.047 J	--	0.053	--	--	--	--
MW-82-198	06/13/23	N	<0.2	--	<0.1	42 J	--	--	--	0.02	--	0.047 J	--	--	--	--
MW-82-198	05/10/23	N	<0.2	<1	<0.1	46	--	--	--	<0.02	--	0.057	--	--	--	--
MW-82-198	04/04/23	N	0.24	--	<0.1 J	38	--	--	--	0.025	--	0.022 J	--	--	--	--
MW-82-198	03/08/23	N	<0.2	--	1	38 J	--	--	--	0.047	--	0.064	--	--	--	--
MW-82-198	02/07/23	N	<1	--	<0.1 J	37 J	--	--	--	<0.02	--	0.063	--	--	--	--
MW-82-198	01/10/23	N	<0.2	--	0.99 J	38 J	--	--	--	0.11 J	--	0.071	--	--	--	--
MW-82-198	12/05/22	N	<1	--	1.5 J	34	--	--	--	0.053	--	0.063	--	--	--	--
MW-82-198	11/08/22	N	1.6	1.7	0.96	32	--	--	--	<0.02 J	--	0.074 J	40 J	--	<0.5	--
MW-82-198	10/11/22	N	2.6	--	<0.1 J	36 J	--	--	--	0.02 J	--	0.067 J	--	--	--	--

Appendix B
January 2020 to June 2026 Analytical Results
Second Quarter 2026 Quarterly Progress Report
Pacific Gas and Electric Company, Topock Compressor Station, Needles, California

Monitoring Well ID	Sample Date	Sample Type	Hexavalent Chromium (µg/L)	Total Dissolved Chromium (µg/L)	Dissolved Arsenic (µg/L)	Dissolved Barium (µg/L)	Dissolved Boron (mg/L)	Dissolved Calcium (mg/L)	Total Iron (mg/L)	Dissolved Iron (mg/L)	Dissolved Magnesium (mg/L)	Dissolved Manganese (mg/L)	Dissolved Molybdenum (µg/L)	Dissolved Potassium (mg/L)	Dissolved Selenium (µg/L)	Dissolved Sodium (mg/L)
MW-82-198	09/13/22	N	4.1	–	<0.1	42	–	--	–	<0.02	–	0.09	--	–	–	–
MW-82-198	08/10/22	N	<1	–	<0.1	39	–	--	–	0.025 J	–	0.15	--	–	–	–
MW-82-198	07/12/22	N	3.1	–	<0.1	46	–	--	–	<0.02 J	–	0.1	--	–	–	–
MW-82-198	06/16/22	N	4.1	–	<0.1	44 J	–	--	–	0.048 J	–	0.11	--	–	–	–
MW-82-198	05/02/22	N	1.2	2	<0.5	47	–	--	–	<0.1	–	0.098	--	–	–	–
MW-82-198	03/01/22	N	2.9	–	3.1	52	–	--	–	<0.5	–	0.16	--	–	–	–
MW-82-198	12/16/21	N	<1	2.9	<0.1	34	–	--	–	0.12 J	–	0.057	140	–	<0.5	–
MW-82-198	08/17/21	N	<1	<1	<0.1	42	1.6	150	0.23 J	0.02	4.8 J	0.21	75	41 J	0.87	5,200 J
MW-82-198	05/18/21	N	<1	1	<0.1 J	36	1.9	130	0.4 J	0.038 J	2.7 J	0.11	74	45 J	0.77	5,300 J
MW-82-198	02/25/21	N	<1	3.3	<0.1	40	2.6	130	4.80 J	0.27	3.4	0.059	160	47 J	0.58	6,700 J
MW-82-198	12/01/20	N	<1	<1	2.3	35	3 J	90 J	0.33	<0.1	3.6 J	0.07	160	63 J	0.79	5,500
MW-82-198	08/25/20	N	<1	2.7	3.2	39	1.6	71 J	0.2	<0.1	3.4	0.1	120 J	57 J	0.91	5,600
MW-82-198	05/21/20	N	<1	9	3.9	46	1.8	93 J	1.90 J	0.19	4.8	0.23	81	61 J	0.69	5,800
MW-82-198	02/27/20	N	<1	3.5	3.2	41 J	2.4	110	0.11 J	0.068 J	3	0.079	150	41	<0.5	6,700
MW-82-198	10/10/23	FD	<0.2	–	<0.1	45	–	--	–	0.025	–	0.05	--	–	–	–
MW-82-198	04/04/23	FD	0.24	–	<0.1 J	39	–	--	–	0.022	–	0.023 J	--	–	–	–
MW-82-198	01/10/23	FD	<0.2	–	0.73 J	38 J	–	--	–	0.18 J	–	0.068	--	–	–	–
MW-83-090	06/16/26	N	76	72	–	–	–	--	–	–	–	–	--	–	–	–
MW-83-090	11/20/25	N	70	68	0.37	–	–	--	–	–	–	<0.0005	3.7	–	5.7	–
MW-83-090	05/28/25	N	60	61	–	–	–	--	–	–	–	–	--	–	–	–
MW-83-090	10/29/24	N	49	49	0.68	–	–	--	–	–	–	<0.0005	3.3	–	5.7 J	–
MW-83-090	05/21/24	N	59	65	–	–	–	--	–	–	–	–	--	–	–	–
MW-83-090	11/27/23	N	52	53	0.24	–	–	--	–	–	–	0.00096 J	3.6	–	5.7	–
MW-83-090	05/22/23	N	54	53	–	–	–	--	–	–	–	–	--	–	–	–
MW-83-090	11/30/22	N	38	38	0.2	–	–	--	–	–	–	0.067	3.1 J	–	3.7	–
MW-83-090	06/22/22	N	38	34 J	–	–	–	--	–	–	–	–	--	–	–	–
MW-83-090	12/16/21	N	67	65	0.3	–	–	--	–	–	–	0.0035	4	–	3.1	–
MW-83-090	08/23/21	N	52	55	<0.1	78	0.28	140	0.42 J	0.032 J	25 J	<0.0005	2.9	9.2 J	1.9	230
MW-83-090	05/25/21	N	44	44	<0.1 J	93	0.29	170 J	0.69 J	0.094 J	29 J	0.0049 J	3.5	12 J	2.7	230 J
MW-83-090	02/23/21	N	49	49	<0.1	80	0.5	210 J	0.36	<0.1	39 J	0.00099	3.5	9.4 J	3.5	260
MW-83-090	12/09/20	N	54	50	<0.1	82	0.43	150	0.075	<0.02	28	<0.0005	3.2	11	2.8	250
MW-83-090	08/26/20	N	49	48	<0.1	89	0.41 J	140	0.14 J	<0.02	31 J	<0.0005	3.5	9.1 J	3.1	300 J
MW-83-090	05/28/20	N	44	43	<0.1	84	0.31	150	0.29 J	0.12 J	28	0.002	3	9.5 J	2.7	230
MW-83-090	02/19/20	N	49	47	0.26	77	0.35 J	150 J	0.14	0.046 J	24 J	<0.0005	3.2	8.9 J	3.6	230
MW-83-090	05/22/23	FD	52	51	–	–	–	--	–	–	–	–	--	–	–	–
MW-83-090	05/25/21	FD	44	44	<0.1 J	90	0.28	170 J	0.79 J	0.078 J	29 J	0.0039 J	3.2	11 J	2.7	240 J
MW-83-090	12/09/20	FD	53	51	0.19	82	0.42	140	0.078	<0.02	27	<0.0005	3.2	10	2.8	260
MW-83-090	05/28/20	FD	44	43	0.21	84	0.3	140	0.63 J	0.05 J	27	0.001	3	9.4 J	2.9	220
MW-83-180	06/16/26	N	3	3.4	–	–	–	--	–	–	–	–	--	–	–	–
MW-83-180	11/20/25	N	<1	<1	2.7	–	–	--	–	–	–	0.077	32	–	0.58	–
MW-83-180	05/28/25	N	2.9	13	–	–	–	--	–	–	–	–	--	–	–	–
MW-83-180	10/29/24	N	8.2	8.8	4.4	–	–	--	–	–	–	0.00057	32	–	0.71 J	–
MW-83-180	05/21/24	N	5.4	16	–	–	–	--	–	–	–	–	--	–	–	–
MW-83-180	11/27/23	N	8.9	9.6	<0.1	–	–	--	–	–	–	<0.0005 J	35	–	0.77	–
MW-83-180	05/22/23	N	6.4	8.9	–	–	–	--	–	–	–	–	--	–	–	–
MW-83-180	11/30/22	N	7.9	8.3	2.2	–	–	--	–	–	–	<0.0005	31 J	–	0.72	–
MW-83-180	06/22/22	N	3.7	4.3 J	–	–	–	--	–	–	–	–	--	–	–	–
MW-83-180	12/16/21	N	6.2	8.4	<0.1	–	–	--	–	–	–	0.0011	33	–	0.54	–
MW-83-180	08/23/21	N	3.9	7.3	<0.1	47	1.2	270	0.38 J	0.09 J	16 J	<0.0005	30	30 J	0.66	2,200
MW-83-180	05/25/21	N	5.1	5.4	<0.1 J	46	1.2	290 J	1.20 J	<0.02 J	18 J	0.00077	31	24 J	0.67	1,900 J
MW-83-180	02/23/21	N	4.7	6.8	<0.1	47	1.9	370 J	0.46	<0.1	26 J	<0.0005	34	20 J	0.68	2,600

Appendix B
January 2020 to June 2026 Analytical Results
Second Quarter 2026 Quarterly Progress Report
Pacific Gas and Electric Company, Topock Compressor Station, Needles, California

Monitoring Well ID	Sample Date	Sample Type	Hexavalent Chromium (µg/L)	Total Dissolved Chromium (µg/L)	Dissolved Arsenic (µg/L)	Dissolved Barium (µg/L)	Dissolved Boron (mg/L)	Dissolved Calcium (mg/L)	Total Iron (mg/L)	Dissolved Iron (mg/L)	Dissolved Magnesium (mg/L)	Dissolved Manganese (mg/L)	Dissolved Molybdenum (µg/L)	Dissolved Potassium (mg/L)	Dissolved Selenium (µg/L)	Dissolved Sodium (mg/L)
MW-83-180	12/09/20	N	9.6	8.6	0.84	51	1.2	220	0.023	<0.02	21	<0.0005	36	19	0.61	1,900
MW-83-180	10/21/20	N	9.8	10	4.7	52	1.7	210 J	0.035	<0.02	20	0.0012	34	28	0.64	2,900
MW-83-180	09/29/20	N	9.4	9.3	1.2	52	1.1 J	230 J	0.061 J	<0.02 J	18 J	0.0036	37	17 J	0.6	2,200 J
MW-83-180	08/26/20	N	8.4	8.8	1.2	52	1.5 J	200	0.1 J	0.052 J	21 J	0.00057	37	23 J	0.65	2,300 J
MW-83-180	07/22/20	N	8.5	8.8	0.5	51	1.5	250	0.033	<0.02	19 J	0.00094	35	20 J	0.59	2,800
MW-83-180	06/15/20	N	6	5.6	<0.1 J	45	1.2	210	0.48	<0.02	17	0.0025	30	18 J	0.7	2,000
MW-83-180	05/28/20	N	9.1	9.4	4.6	50	1.4	240	0.055	<0.02	19	0.0011	35	21 J	0.7	2,300
MW-83-180	04/23/20	N	7.9	8.1	1.1	56	1.7	280	0.4	0.34 J	20	0.0077	34	19	0.58	2,200
MW-83-180	03/17/20	N	8.8	7.7	0.7	47 J	1.4	280	0.035 J	0.033 J	20	<0.0005	31	22	0.59	2,300
MW-83-180	02/19/20	N	8.4	8.3	1.4	50	1.6 J	280 J	0.042	0.043 J	20 J	0.00085	34	18 J	0.63	2,200
MW-83-180	01/29/20	N	7.7	7.8	1.3	49	1.7	330	0.14	0.022	24 J	0.0011	33	19	0.72	2,400
MW-83-225	06/16/26	N	34	33	--	--	--	--	--	--	--	--	--	--	--	--
MW-83-225	11/20/25	N	28	28	1.5	--	--	--	--	--	--	0.01	51	--	<0.5	--
MW-83-225	05/28/25	N	37	43	--	--	--	--	--	--	--	--	--	--	--	--
MW-83-225	10/29/24	N	16	17	3.8	--	--	--	--	--	--	0.00065	52	--	0.52 J	--
MW-83-225	05/21/24	N	44	47	--	--	--	--	--	--	--	--	--	--	--	--
MW-83-225	11/27/23	N	18	18	<0.1	--	--	--	--	--	--	<0.0005 J	54	--	0.64	--
MW-83-225	05/22/23	N	22	22	--	--	--	--	--	--	--	--	--	--	--	--
MW-83-225	11/30/22	N	12	12	1.1	--	--	--	--	--	--	0.0014	48 J	--	<0.5	--
MW-83-225	06/22/22	N	47	42 J	--	--	--	--	--	--	--	--	--	--	--	--
MW-83-225	12/16/21	N	250	220	<0.1	--	--	--	--	--	--	0.0053	47	--	<0.5	--
MW-83-225	08/23/21	N	370	420	<0.1	38	1.5	350	1.10 J	0.082 J	15 J	0.0038	45	28 J	1.6	3,400
MW-83-225	05/25/21	N	400	390	<0.1 J	42	2.2	300 J	1 J	0.25 J	23 J	0.0032	51	32 J	0.61	3,100 J
MW-83-225	02/23/21	N	400	390	<0.1	37	3.1	530 J	0.54	<0.1	33 J	0.0019	51	26 J	0.57	4,700 J
MW-83-225	12/09/20	N	420	360	<0.1	40	1.7	290	0.27	<0.02	22	0.0029	50	30	0.6	2,600
MW-83-225	08/26/20	N	460	420	3.8	46	1.8 J	250	0.49 J	0.44 J	22 J	0.0042	55	31 J	0.58	4,400 J
MW-83-225	05/28/20	N	510	490	3.9	43	1.7	320	0.59	<0.02	21	0.0044	49	30 J	0.67	3,400
MW-83-225	02/19/20	N	450	450	4.3	44	2.2 J	390 J	0.62	<0.02 J	22 J	0.0042	49	29 J	0.57	3,400
MW-83-225	02/23/21	FD	390	380	<0.1	36	2.4	410 J	0.58	<0.1	26 J	0.0019	49	25 J	0.73	3,400 J
MW-83-245	06/16/26	N	2,600	2,700	--	--	--	--	--	--	--	--	--	--	--	--
MW-83-245	11/20/25	N	1,700	1,700	1.2	--	--	--	--	--	--	0.022	41	--	1.6	--
MW-83-245	05/28/25	N	0.43	1.5	--	--	--	--	--	--	--	--	--	--	--	--
MW-83-245	10/29/24	N	0.36	1.5	2.1	--	--	--	--	--	--	0.012	1.4	--	<0.5 J	--
MW-83-245	05/21/24	N	0.21	<1	--	--	--	--	--	--	--	--	--	--	--	--
MW-83-245	11/27/23	N	2,600	2,500	<0.1	--	--	--	--	--	--	0.025 J	59	--	2.4	--
MW-83-245	05/22/23	N	3,000	3,000	--	--	--	--	--	--	--	--	--	--	--	--
MW-83-245	11/30/22	N	3,100	3,000	1.3	--	--	--	--	--	--	0.027	56 J	--	2.8	--
MW-83-245	06/22/22	N	2,600	2,600 J	--	--	--	--	--	--	--	--	--	--	--	--
MW-83-245	12/16/21	N	3.6	4.1	<0.1	--	--	--	--	--	--	0.042	64	--	<0.5	--
MW-83-245	08/23/21	N	17	17	<0.1	110	1.7	370	0.11 J	0.021 J	3.1 J	0.0019	60	87 J	<0.5	4,400
MW-83-245	05/25/21	N	14	13	<0.1 J	150	1.9	460 J	<0.1	<0.1 J	4.5 J	<0.0005	68	140 J	0.67	4,100 J
MW-83-245	02/23/21	N	23	21	<0.1	85	3	490 J	<0.1	<0.1	19 J	0.08	64	42 J	<0.5	4,600
MW-83-245	12/09/20	N	19	16	<0.1	100	1.7	290	0.025	<0.02	11	0.068	68	58	<0.5	3,400
MW-83-245	08/26/20	N	9.2	10	5.7	110	3.9 J	310	<0.1 J	<0.1	15 J	0.073	73	60 J	<0.5	5,700 J
MW-83-245	05/22/20	N	4.5	4.9	<0.1	96	1.9	340	3.40 J	0.025 J	12 J	0.064	65	55 J	<0.5	5,800 J
MW-83-245	02/19/20	N	1.7	2.3	5.5	120	2.5 J	390 J	0.024	0.024 J	13 J	0.088	63	43 J	<0.5	4,200
MW-84-057	05/27/26	N	35	39	--	--	--	--	--	--	--	--	--	--	--	--
MW-84-057	11/20/25	N	40	38	1.2	--	--	--	--	--	--	0.0014	17	--	4.1	--
MW-84-057	05/28/25	N	33	38	--	--	--	--	--	--	--	--	--	--	--	--
MW-84-057	10/29/24	N	32	33	1.2	--	--	--	--	--	--	0.022	17	--	3.9 J	--
MW-84-057	05/21/24	N	39	41	--	--	--	--	--	--	--	--	--	--	--	--

Appendix B
January 2020 to June 2026 Analytical Results
Second Quarter 2026 Quarterly Progress Report
Pacific Gas and Electric Company, Topock Compressor Station, Needles, California

Monitoring Well ID	Sample Date	Sample Type	Hexavalent Chromium (µg/L)	Total Dissolved Chromium (µg/L)	Dissolved Arsenic (µg/L)	Dissolved Barium (µg/L)	Dissolved Boron (mg/L)	Dissolved Calcium (mg/L)	Total Iron (mg/L)	Dissolved Iron (mg/L)	Dissolved Magnesium (mg/L)	Dissolved Manganese (mg/L)	Dissolved Molybdenum (µg/L)	Dissolved Potassium (mg/L)	Dissolved Selenium (µg/L)	Dissolved Sodium (mg/L)
MW-84-057	11/28/23	N	37	38	1.1	--	--	--	--	--	--	0.001	18	--	4.4	--
MW-84-057	05/25/23	N	34	36	--	--	--	--	--	--	--	--	--	--	--	--
MW-84-057	11/29/22	N	31 J	39 J	1.7	--	--	--	--	--	--	<0.0005 J	22	--	4.6	--
MW-84-057	06/06/22	N	24	25	--	--	--	--	--	--	--	--	--	--	--	--
MW-84-057	11/29/21	N	27	27	0.9	--	--	--	--	--	--	0.0018	12	--	3.7	--
MW-84-057	08/20/21	N	23	26	1.1	56	0.37	97	0.076 J	0.02 J	16 J	<0.0005	12	8 J	3.4	300 J
MW-84-057	05/24/21	N	27	28	0.67 J	56	0.39	96 J	0.73 J	0.11 J	16 J	0.0047	17	8.5 J	3.9	240 J
MW-84-057	02/19/21	N	32	34	1.6	47	0.42	64 J	0.5	<0.02	14	0.0021	19	6.1	4.8	200
MW-84-057	12/10/20	N	31	32	1.2	45	0.32	72 J	0.57 J	0.046 J	15	0.00082	18	8.6	5	250
MW-84-057	10/20/20	N	28	27	1.2 J	49	0.42	73	0.42 J	<0.02	13 J	<0.0005	17	7.9 J	4.2	230
MW-84-057	09/29/20	N	0.42	<1	<0.1	220	0.44 J	290 J	0.045 J	<0.02 J	65 J	0.06	7.3	11 J	0.9	630 J
MW-84-057	08/21/20	N	28	28	1.2	54	0.23	80	1.60	0.075	17	0.0023	19	9	4.1	300
MW-84-057	07/22/20	N	24	27	1.2	53	0.48	82	0.81	0.026	15 J	<0.0005	18	7.8 J	4	290
MW-84-057	06/17/20	N	26	26	1.2 J	52	0.44	83	0.37	0.076	15	0.0032	17	7.9	4	280
MW-84-057	05/28/20	N	27	28	1.2	49	0.43	83	0.42	0.048	15	0.0089	18	8 J	4.2	310
MW-84-057	04/22/20	N	30	30	1.3	47	0.38	78	0.23 J	0.089 J	13	0.0034 J	19	8.1	5.2	280
MW-84-057	03/18/20	N	29	29	1.2	45 J	0.43	80	0.22 J	0.13 J	14	0.0029	19	7.4	5	260
MW-84-057	02/19/20	N	32	31	1.4	46	0.51 J	90 J	0.55	0.093 J	15 J	0.0034	20	7.8 J	5.3	280
MW-84-057	01/27/20	N	31	29	1.2	44	0.53	68	0.87 J	0.05 J	12	0.0022	19	6.4	5.2	240 J
MW-84-057	04/22/20	FD	30	30	1.2	45	0.37	76	0.3 J	0.055 J	13	0.0026 J	18	8	5.1	270
MW-84-057	03/18/20	FD	29	29	1.2	44 J	0.43	82	0.37 J	0.12 J	14	0.0033	18	7.8	4.8	270
MW-84-095	05/27/26	N	0.87	1.1	--	--	--	--	--	--	--	--	--	--	--	--
MW-84-095	11/20/25	N	4.3	4.1	<0.1	--	--	--	--	--	--	<0.0005	4.4	--	0.94	--
MW-84-095	05/28/25	N	0.49	<1	--	--	--	--	--	--	--	--	--	--	--	--
MW-84-095	10/29/24	N	0.86	<1	0.67	--	--	--	--	--	--	0.12	7.9	--	0.55 J	--
MW-84-095	05/21/24	N	0.56	0.97 J	--	--	--	--	--	--	--	--	--	--	--	--
MW-84-095	11/28/23	N	4	4	<0.1	--	--	--	--	--	--	0.0061	5	--	0.77	--
MW-84-095	05/25/23	N	1.3	1.3	--	--	--	--	--	--	--	--	--	--	--	--
MW-84-095	11/29/22	N	2.8 J	1.6 J	0.29	--	--	--	--	--	--	0.00068 J	16	--	1	--
MW-84-095	06/06/22	N	2.1	3	--	--	--	--	--	--	--	--	--	--	--	--
MW-84-095	11/29/21	N	3.4	4.2	<0.1	--	--	--	--	--	--	0.0058	5.4	--	0.86	--
MW-84-095	08/20/21	N	2.6	3.5	<0.1	180	0.41	320	0.76 J	<0.02 J	54 J	<0.0005	5.4	16 J	0.9	600 J
MW-84-095	05/24/21	N	3.3	3.5	<0.1 J	250	0.45	460 J	1.30 J	0.19 J	69 J	0.017	5.3	17 J	0.86	760 J
MW-84-095	02/19/21	N	3.3	3.7	1.1	230	0.43	260 J	0.6	<0.02	64	0.034	5.3	12	1.1	740
MW-84-095	12/10/20	N	3.4	3.7	<0.1	220	0.38	270 J	1.90 J	0.084 J	64	0.028	5.3	14	0.91	750
MW-84-095	10/20/20	N	3.3	3.1	<0.1 J	210	0.5	300	0.31 J	<0.02	56 J	0.026	5.2	16 J	1	730
MW-84-095	09/29/20	N	2.9	3.6	<0.1	230	0.52 J	240 J	1.60 J	0.12 J	58 J	0.024	6.2	11 J	0.95	690 J
MW-84-095	08/20/20	N	2.9	2.8	<0.1	220	0.72 J	310	1.20	0.83 J	67	0.018	6.5	15	0.98	860
MW-84-095	07/22/20	N	2.7	3.1	<0.1	220	0.59	290	1.20	0.048	58 J	0.023	6.4	13 J	0.92	780
MW-84-095	06/17/20	N	1.7	1.7	<0.1 J	240	0.51	300	2.60	0.055	57	0.048	7	13	0.91	790
MW-84-095	05/28/20	N	2.1	2.2	<0.1	220	0.47	310	2	0.028	61	0.028	6.5	15 J	0.88	730
MW-84-095	04/22/20	N	2.1	2.6	<0.1	220	0.43	320	0.52	0.059 J	55	0.021	5.9	13	1	830
MW-84-095	03/18/20	N	1.5	1.2	<0.1	220 J	0.44	330	0.78 J	0.053 J	58	0.02	6.3	14	0.87	760
MW-84-095	02/19/20	N	0.53	<1	0.3	220	0.82 J	120 J	0.25	<0.1 J	21 J	0.052	7.1	19 J	0.8	780
MW-84-095	01/27/20	N	1.2	1.3	<0.1	220	0.55	250	0.25 J	0.055 J	48	0.06	6.3	12	0.88	640 J
MW-84-095	05/21/24	FD	0.69	1	--	--	--	--	--	--	--	--	--	--	--	--
MW-84-095	12/10/20	FD	3.4	3.6	<0.1	210	0.36	270 J	2.20 J	0.074 J	63	0.027	5	14	0.9	750
MW-84-095	08/20/20	FD	3 J	2.7	<0.1	200	0.47 J	320	1.20	0.25 J	67	0.018	6.4	15	1	860
MW-84-095	05/28/20	FD	2.1	2.2	<0.1	230	0.49	300	2	0.066	59	0.027	6.8	13 J	0.95	690
MW-84-132	05/27/26	N	2.6	3	--	--	--	--	--	--	--	--	--	--	--	--
MW-84-132	11/20/25	N	3.3	3.2	<0.1	--	--	--	--	--	--	<0.0005	12	--	1.2	--

Appendix B
January 2020 to June 2026 Analytical Results
Second Quarter 2026 Quarterly Progress Report
Pacific Gas and Electric Company, Topock Compressor Station, Needles, California

Monitoring Well ID	Sample Date	Sample Type	Hexavalent Chromium (µg/L)	Total Dissolved Chromium (µg/L)	Dissolved Arsenic (µg/L)	Dissolved Barium (µg/L)	Dissolved Boron (mg/L)	Dissolved Calcium (mg/L)	Total Iron (mg/L)	Dissolved Iron (mg/L)	Dissolved Magnesium (mg/L)	Dissolved Manganese (mg/L)	Dissolved Molybdenum (µg/L)	Dissolved Potassium (mg/L)	Dissolved Selenium (µg/L)	Dissolved Sodium (mg/L)
MW-84-132	05/28/25	N	2.7	3.4	–	–	–	--	–	–	–	–	--	–	–	–
MW-84-132	10/29/24	N	2	2.4	0.93	–	–	--	–	–	–	0.0011	12	–	0.99 J	–
MW-84-132	05/21/24	N	3	3.3	–	–	–	--	–	–	–	–	--	–	–	–
MW-84-132	11/28/23	N	3.3	3.6	<0.1	–	–	--	–	–	–	<0.0005	14	–	1.3	–
MW-84-132	05/25/23	N	2.2	2.2	–	–	–	--	–	–	–	–	--	–	–	–
MW-84-132	11/29/22	N	2.6	2.5 J	1.5	–	–	--	–	–	–	0.0021 J	9.3	–	1.4	–
MW-84-132	06/06/22	N	1.8	2	–	–	–	--	–	–	–	–	--	–	–	–
MW-84-132	11/29/21	N	2.4	2.6	<0.1	–	–	--	–	–	–	0.00074	16	–	1.1	–
MW-84-132	08/20/21	N	2.6	3.6	<0.1	76	0.83	300	0.047 J	0.026 J	33 J	<0.0005	18	18 J	0.84	1,500 J
MW-84-132	05/24/21	N	2.2	3	<0.1 J	73	0.94	320 J	3.10 J	0.095 J	32 J	0.0067	23	22 J	1.2	1,500 J
MW-84-132	02/19/21	N	2.3	2.8	2.4	70	1	200 J	0.053	0.025	31	0.0046	27	19	1.1	1,500
MW-84-132	12/10/20	N	2	2.1	<0.1	74	1.1	200 J	0.22 J	0.17 J	26	0.0046	28	20	1.1	1,800
MW-84-132	10/20/20	N	1.4	1.5	<0.1 J	79	1.1	250	0.33 J	<0.02	29 J	0.013	23	23 J	1	1,600
MW-84-132	09/29/20	N	1.2	1.3	<0.1	84	0.88 J	250 J	0.08 J	<0.02 J	33 J	0.011	28	16 J	1.1	1,300 J
MW-84-132	08/21/20	N	1.1	2.1	<0.1	88	0.96	230	0.035	0.034	33	0.019	29	21	0.95	1,700
MW-84-132	07/22/20	N	0.79	1	<0.1	90	1.2	250	0.029	<0.02	29 J	0.022	28	19 J	0.88	2,000
MW-84-132	06/17/20	N	0.53	<1	0.43 J	92	1.1	260	0.054	<0.02	30	0.037	24	18	0.88	1,500
MW-84-132	05/28/20	N	0.44	1	0.32	88	1	240	0.95	0.06	28	0.035	26	22 J	0.82	1,700
MW-84-132	04/22/20	N	0.57	<1	<0.1	92	1.1	270	0.66	0.064 J	25	0.041	29	19	0.95	1,700
MW-84-132	03/18/20	N	0.5	<1	<0.1	80 J	0.97	280	0.044 J	0.043 J	30	0.054	24	20	0.76	1,600
MW-84-132	02/19/20	N	0.26	<1	0.46	99	1.4 J	290 J	0.061	0.079 J	27 J	0.079	29	19 J	0.73	1,700
MW-84-132	01/27/20	N	<0.2	<1	<0.1	100	1.3	240	0.16 J	0.12 J	24	0.12	29	21	0.76	1,800 J
MW-84-132	11/20/25	FD	3.2	3.1	<0.1	–	–	--	–	–	–	<0.0005	12	–	1.1	–
MW-84-132	10/29/24	FD	2.6	2.5	1.2	–	–	--	–	–	–	0.00097	12	–	0.89 J	–
MW-84-193	05/27/26	N	1.1	1.1	–	–	–	--	–	–	–	–	--	–	–	–
MW-84-193	11/20/25	N	<1	<1	<0.1	–	–	--	–	–	–	0.089 J	46	–	0.64	–
MW-84-193	05/28/25	N	<1	<1	–	–	–	--	–	–	–	–	--	–	–	–
MW-84-193	10/29/24	N	<1	<1	2.4	–	–	--	–	–	–	0.094	49	–	<0.5 J	–
MW-84-193	05/21/24	N	15	15	–	–	–	--	–	–	–	–	--	–	–	–
MW-84-193	11/28/23	N	9.6	9.4	<0.1	–	–	--	–	–	–	<0.0005	44	–	1.4	–
MW-84-193	05/25/23	N	2.9	2.9	–	–	–	--	–	–	–	–	--	–	–	–
MW-84-193	11/29/22	N	3.3 J	3.3 J	4.8	–	–	--	–	–	–	<0.0005 J	48	–	1.5	–
MW-84-193	06/06/22	N	3.9	4.7	–	–	–	--	–	–	–	–	--	–	–	–
MW-84-193	11/29/21	N	14	15	2.2	–	–	--	–	–	–	0.082	58	–	1.1	–
MW-84-193	08/20/21	N	23	25	<0.1	40	1.5	170	0.057 J	0.021 J	6.3 J	0.0012	50	28 J	0.95	2,400 J
MW-84-193	05/24/21	N	52	49	<0.1 J	49	1.6	230 J	0.05 J	0.07 J	9.7 J	0.0011	51	35 J	1.2	2,700 J
MW-84-193	02/19/21	N	86	87	5.8	47	1.5	150 J	0.093	<0.02	12	0.00085	50	30	1.2	2,400
MW-84-193	12/10/20	N	74	64	0.81	46	1.6	150 J	0.4 J	<0.02 J	12	0.0019	47	32	1.1	2,800
MW-84-193	10/20/20	N	51	45	2.7 J	49	1.9	190	0.29 J	<0.02	11 J	0.0026	47	41 J	0.98	3,400
MW-84-193	09/29/20	N	48	45	1.5	59	1.8 J	190 J	<0.1 J	<0.02 J	12 J	0.016	54	29 J	1	2,500 J
MW-84-193	08/20/20	N	54 J	48	1.1	54	1.1	190	0.22	0.15 J	13	0.0051	54	32	1.1	2,700
MW-84-193	07/22/20	N	52	54	1.1	56	1.8	190	0.084	<0.02	10 J	0.0065	55	30 J	0.93	3,400
MW-84-193	06/17/20	N	40	39	5.3 J	57	1.7	190	0.29	<0.02	10	0.0082	49	29	1.1	2,600
MW-84-193	05/22/20	N	42	40	<0.1	55	1.4	160	0.56 J	0.11 J	9.6 J	0.016	50	30 J	0.98	3,400 J
MW-84-193	04/22/20	N	62	61	1.2	57	1.6	210	1.70	0.17 J	9.4	0.028	48	30	<2.5	2,700
MW-84-193	03/18/20	N	51	43	0.78	50 J	1.7	210	0.12 J	0.044 J	12	0.019	45	32	0.89	2,600
MW-84-193	02/19/20	N	63	56	1.5	54	1.9 J	210 J	0.16	0.031 J	11 J	0.019	47	30 J	1	2,700
MW-84-193	01/27/20	N	43	39	4.9	58	1.8	180	0.16 J	0.037 J	11	0.037	46	32	<2.5	3,200 J
MW-84-193	05/27/26	FD	<1	1	–	–	–	--	–	–	–	–	--	–	–	–
MW-84-193	05/28/25	FD	<1	<1	–	–	–	--	–	–	–	–	--	–	–	–
MW-85-129	05/26/26	N	450	520	–	–	–	--	–	–	–	–	--	–	–	–

Appendix B
January 2020 to June 2026 Analytical Results
Second Quarter 2026 Quarterly Progress Report
Pacific Gas and Electric Company, Topock Compressor Station, Needles, California

Monitoring Well ID	Sample Date	Sample Type	Hexavalent Chromium (µg/L)	Total Dissolved Chromium (µg/L)	Dissolved Arsenic (µg/L)	Dissolved Barium (µg/L)	Dissolved Boron (mg/L)	Dissolved Calcium (mg/L)	Total Iron (mg/L)	Dissolved Iron (mg/L)	Dissolved Magnesium (mg/L)	Dissolved Manganese (mg/L)	Dissolved Molybdenum (µg/L)	Dissolved Potassium (mg/L)	Dissolved Selenium (µg/L)	Dissolved Sodium (mg/L)
MW-85-129	11/20/25	N	540	600	0.74	–	–	--	–	–	–	0.0011	3	–	8.1	–
MW-85-129	05/28/25	N	550	630	–	–	–	--	–	–	–	–	--	–	–	–
MW-85-129	10/30/24	N	440	470	1.1	–	–	--	–	–	–	0.00089	2.7	–	9.1	–
MW-85-129	05/21/24	N	360	430	–	–	–	--	–	–	–	–	--	–	–	–
MW-85-129	11/28/23	N	360	370	0.65 J	–	–	--	–	–	–	<0.0005 J	2.7	–	10 J	–
MW-85-129	05/22/23	N	240	240	–	–	–	--	–	–	–	–	--	–	–	–
MW-85-129	12/01/22	N	190	180	0.86	–	–	--	–	–	–	0.00096 J	2.6 J	–	9.8	–
MW-85-129	06/10/22	N	110	110 J	–	–	–	--	–	–	–	–	--	–	–	–
MW-85-129	11/30/21	N	130	140	0.65	–	–	--	–	–	–	<0.0005	5	–	9.6	–
MW-85-129	08/20/21	N	130	130	0.41	56	0.43	110	0.16 J	0.035 J	21 J	<0.0005	4.2	10 J	8.2	250 J
MW-85-129	05/21/21	N	120	110	0.32 J	71	0.45	140 J	0.21 J	0.22 J	27 J	<0.0005	2.8	9.9 J	9.6	260 J
MW-85-129	02/22/21	N	130	130	0.62	65 J	0.39	120	0.12	0.025 J	24	<0.0005	2.7	8.9 J	11	290 J
MW-85-129	12/09/20	N	140	130	0.56	69	0.47	120	0.1	<0.02	28	<0.0005	3	9.1	9.3	230
MW-85-129	08/21/20	N	140	140	0.76	70	0.19	130	0.17	<0.02	29	<0.0005	2.9	10	10	270
MW-85-129	05/20/20	N	130 J	120	0.51	64	0.42	110	0.34	0.069	27	0.0029	2.7	10 J	9.6	300
MW-85-129	02/18/20	N	150	150	0.79	72 J	0.6	130	0.37 J	0.1	27	0.0034	3.1	11	9.9	280
MW-85-129	02/18/20	FD	150	150	0.81	72 J	0.59	140	0.41 J	0.084	27	0.0031	2.9	11	9.5	290
MW-85-217	05/26/26	N	1,400	1,600	–	–	–	--	–	–	–	–	--	–	–	–
MW-85-217	11/20/25	N	1,900	2,100	1.8	–	–	--	–	–	–	<0.0005	48	–	7.1	–
MW-85-217	05/28/25	N	500	600	–	–	–	--	–	–	–	–	--	–	–	–
MW-85-217	10/30/24	N	840	870	3.5	–	–	--	–	–	–	0.0014	43	–	6	–
MW-85-217	05/21/24	N	3,100	3,700	–	–	–	--	–	–	–	–	--	–	–	–
MW-85-217	11/28/23	N	1,700	1,700	0.53 J	–	–	--	–	–	–	0.0051 J	73	–	8.1 J	–
MW-85-217	05/22/23	N	2,000	2,000	–	–	–	--	–	–	–	–	--	–	–	–
MW-85-217	12/01/22	N	570	480	3.4	–	–	--	–	–	–	0.0027 J	47 J	–	4.2	–
MW-85-217	06/10/22	N	520	590 J	–	–	–	--	–	–	–	–	--	–	–	–
MW-85-217	11/30/21	N	490	500	<0.1	–	–	--	–	–	–	0.003	86	–	3.4	–
MW-85-217	08/20/21	N	520	580	<0.1	25	1.7	230	1.10 J	0.032 J	8.7 J	0.0022	81	27 J	3.9	3,000 J
MW-85-217	05/21/21	N	900	850	<0.1 J	26	2	250 J	1.40 J	0.041 J	10 J	0.0054	95	32 J	5	2,500 J
MW-85-217	02/22/21	N	1,100	37	1.1	25 J	3	290	<0.1	<0.1	14	0.002	95	27 J	6.9	3,100 J
MW-85-217	12/09/20	N	1,000	930	1.6	27	1.8	170	0.24	<0.02	11	0.0051	100	30	5.4	2,200
MW-85-217	08/21/20	N	1,100	970	1.9	27	1.8	170	1.10	0.034	12	0.014	100	30	5.7	2,800
MW-85-217	05/20/20	N	870 J	850	1.1	29	1.9	160	1.90	0.025	11	0.032	97	33 J	4.8	3,300
MW-85-217	02/18/20	N	1,100	1,100	6.5	29 J	2.2	260	0.46 J	0.2	11	0.045	93	31	6.5	3,500
MW-85-237	05/26/26	N	3,800	4,000	–	–	–	--	–	–	–	–	--	–	–	–
MW-85-237	11/20/25	N	4,600	4,900	3	–	–	--	–	–	–	0.094	80	–	6.3	–
MW-85-237	05/28/25	N	990	1,500	–	–	–	--	–	–	–	–	--	–	–	–
MW-85-237	10/30/24	N	340	340	3.5	–	–	--	–	–	–	0.035	76	–	2.8	–
MW-85-237	05/21/24	N	240	260	–	–	–	--	–	–	–	–	--	–	–	–
MW-85-237	11/28/23	N	430	420	<0.1 J	–	–	--	–	–	–	0.055 J	88	–	2.2 J	–
MW-85-237	05/22/23	N	78	63	–	–	–	--	–	–	–	–	--	–	–	–
MW-85-237	12/01/22	N	84	75	2	–	–	--	–	–	–	0.071 J	81 J	–	1.2	–
MW-85-237	06/10/22	N	1,700	2,200 J	–	–	–	--	–	–	–	–	--	–	–	–
MW-85-237	11/30/21	N	240	250	<0.1	–	–	--	–	–	–	0.012	85	–	2.4	–
MW-85-237	08/20/21	N	1,400	1,500	<0.1	44	1.9	350	0.097 J	0.036 J	10 J	0.015	76	34 J	3	3,900 J
MW-85-237	05/21/21	N	390	370	<0.1 J	43	2.1	290 J	1.20 J	0.055 J	10 J	0.046	98	36 J	2.7	2,500 J
MW-85-237	02/22/21	N	2,100	2,100	<0.1	47 J	3.4	520	0.31	<0.1	21	0.0093	80	39 J	2.8	3,800 J
MW-85-237	12/09/20	N	2,100	2,000	<0.1	47	1.9	280	0.058	<0.02	13	0.0099	86	43	2.8	3,000
MW-85-237	08/21/20	N	2,300	2,200	6.2	50	2.6	340	<0.1	<0.1	19	0.023	86	42	2.8	3,500
MW-85-237	05/20/20	N	1,300 J	1,300	<0.1	49	2.2	250	0.11	0.027	14	0.041	83	44 J	2.6	4,000
MW-85-237	02/18/20	N	2,100	1,900	5.5	55 J	2.5	460	0.031 J	0.045	15	0.044	77	38	2.8	4,200

Appendix B
January 2020 to June 2026 Analytical Results
Second Quarter 2026 Quarterly Progress Report
Pacific Gas and Electric Company, Topock Compressor Station, Needles, California

Monitoring Well ID	Sample Date	Sample Type	Hexavalent Chromium (µg/L)	Total Dissolved Chromium (µg/L)	Dissolved Arsenic (µg/L)	Dissolved Barium (µg/L)	Dissolved Boron (mg/L)	Dissolved Calcium (mg/L)	Total Iron (mg/L)	Dissolved Iron (mg/L)	Dissolved Magnesium (mg/L)	Dissolved Manganese (mg/L)	Dissolved Molybdenum (µg/L)	Dissolved Potassium (mg/L)	Dissolved Selenium (µg/L)	Dissolved Sodium (mg/L)
MW-86-030	04/29/26	N	<0.2	<1	6.6 J	270	--	--	--	1.90 J	--	0.26 J	--	--	--	--
MW-86-030	01/28/26	N	0.099 J	--	4.5	220 J	--	--	--	1.10	--	0.17	--	--	--	--
MW-86-030	11/19/25	N	<0.2	<1	6.3	430 J	--	--	--	3.50 J	--	0.52 J	6.3	--	<0.5	--
MW-86-030	08/20/25	N	0.23	--	4.1	150	--	--	--	0.12	--	0.11	--	--	--	--
MW-86-030	05/15/25	N	<0.2	<1	8.3 J	200	--	--	--	1.10	--	0.19 J	--	--	--	--
MW-86-030	02/19/25	N	0.28	--	6.2	160	--	--	--	0.66	--	0.12	--	--	--	--
MW-86-030	10/30/24	N	<1	<1	8.1	210	--	--	--	1.40	--	0.11	15	--	<0.5 J	--
MW-86-030	08/15/24	N	0.29	--	3.3	180	--	--	--	0.029	--	0.12	--	--	--	--
MW-86-030	04/08/24	N	<0.2	<1	8.7 J	130 J	--	--	--	0.78	--	0.089 J	--	--	--	--
MW-86-030	02/20/24	N	<0.2	--	7.4	110	--	--	--	0.91 J	--	0.12	--	--	--	--
MW-86-030	11/27/23	N	<0.2	<1	4.7	240	--	--	--	0.49 J	--	0.38 J	7	--	<0.5	--
MW-86-030	08/17/23	N	<0.2	--	5.2	100	--	--	--	0.18 J	--	0.13	--	--	--	--
MW-86-030	05/24/23	N	<0.2	<1	7.3	130 J	--	--	--	0.54 J	--	0.25 J	--	--	--	--
MW-86-030	02/23/23	N	<0.2	--	8.4	120	--	--	--	0.91 J	--	0.25	--	--	--	--
MW-86-030	11/16/22	N	<0.2	<1	5	90	--	--	--	0.12	--	0.26 J	7	--	<0.5	--
MW-86-030	08/23/22	N	<0.2	--	2.4 J	110 J	--	--	--	<0.02	--	0.088 J	--	--	--	--
MW-86-030	05/04/22	N	<0.2	<1	8.6	83	--	--	--	0.57 J	--	0.32	--	--	--	--
MW-86-030	03/07/22	N	<0.2	--	5.4 J	97	--	--	--	0.36	--	0.26	--	--	--	--
MW-86-030	12/14/21	N	<0.2	<1	2.6	95	--	--	--	0.033 J	--	0.42	8	--	<0.5	--
MW-86-030	08/18/21	N	<0.2	<1	1.6 J	87	0.28	84 J	0.15 J	0.042 J	29 J	0.063	10	4	1.1	220 J
MW-86-030	05/18/21	N	<0.2	<1	5.1 J	99	0.22	87	0.62 J	0.47 J	29 J	0.32	12	3.6 J	1.1	170 J
MW-86-030	02/24/21	N	<0.2	<1	3.9	120 J	0.29	110	1.10 J	1	34	0.44	7.3	4.9 J	<0.5	180 J
MW-86-030	12/01/20	N	<0.2	<1	3	110	0.19 J	89 J	1.50	0.61 J	31 J	0.34	8.2	5.2 J	<0.5	120
MW-86-030	08/25/20	N	<0.2	<1	2.5	98	0.14	83 J	1.70	<0.02	30	0.16	9.2 J	5.2 J	0.74	120
MW-86-030	05/28/20	N	<0.2	<1	7.8	92	0.36	42	4.10	0.96	14	0.15	18	4.3 J	<0.5	210
MW-86-030	02/27/20	N	<0.2	<1	5.5	140 J	0.33	83	1.80 J	1.40 J	25	0.31	8.7	5.1	<0.5	170
MW-86-030	08/18/21	FD	<0.2	<1	1.7 J	87	0.28	89 J	0.059 J	0.045 J	30 J	0.072	10	4.1	0.69	190 J
MW-86-066	04/29/26	N	<0.2	<1	<0.1 J	72	--	--	--	0.091 J	--	0.28 J	--	--	--	--
MW-86-066	01/28/26	N	<1	--	<0.1	51 J	--	--	--	0.013 J	--	0.15	--	--	--	--
MW-86-066	11/19/25	N	<1	<1	<0.1	47 J	--	--	--	<0.02 J	--	0.15 J	6.5	--	<0.5	--
MW-86-066	08/20/25	N	0.24	--	2.4	49	--	--	--	0.11	--	0.4	--	--	--	--
MW-86-066	05/15/25	N	<0.2	<1	<0.1 J	53	--	--	--	0.064	--	0.5 J	--	--	--	--
MW-86-066	02/19/25	N	<1	--	<0.1	57	--	--	--	<0.02	--	0.22	--	--	--	--
MW-86-066	10/30/24	N	<1	<1	1.2	55	--	--	--	<0.02	--	0.26	8.5	--	<0.5 J	--
MW-86-066	08/15/24	N	<0.2	--	3.2	53	--	--	--	0.042	--	0.51	--	--	--	--
MW-86-066	04/08/24	N	<1	<1	<0.1	54 J	--	--	--	<0.02	--	0.36 J	--	--	--	--
MW-86-066	02/20/24	N	<0.2	--	<0.1	64	--	--	--	<0.02	--	0.29	--	--	--	--
MW-86-066	11/27/23	N	<1	<1	<0.1	64	--	--	--	<0.02 J	--	0.36 J	9.6	--	<0.5	--
MW-86-066	08/17/23	N	<0.2	--	<0.1	66	--	--	--	<0.02 J	--	0.43	--	--	--	--
MW-86-066	05/24/23	N	<0.2	<1	<0.1	75 J	--	--	--	<0.02	--	0.53 J	--	--	--	--
MW-86-066	02/23/23	N	<0.2	--	<0.1	84	--	--	--	<0.02	--	0.55	--	--	--	--
MW-86-066	11/16/22	N	<0.2	<1	<0.1	80	--	--	--	<0.02	--	0.56 J	14	--	<0.5	--
MW-86-066	08/23/22	N	<0.2	--	<0.1 J	78 J	--	--	--	0.042	--	0.69 J	--	--	--	--
MW-86-066	05/04/22	N	<0.2	<1	<0.1	87	--	--	--	0.086 J	--	0.72	--	--	--	--
MW-86-066	03/07/22	N	<0.2	--	<0.1 J	81	--	--	--	0.023	--	0.67	--	--	--	--
MW-86-066	12/14/21	N	<0.2	<1	<0.1	91	--	--	--	<0.02 J	--	0.76	16	--	<0.5	--
MW-86-066	08/18/21	N	<0.2	<1	<0.1 J	76	0.83	230 J	0.034 J	0.021 J	42 J	0.72	22	12	<0.5	1,300 J
MW-86-066	05/18/21	N	<0.2	<1	<0.1 J	67	0.75	220	0.22 J	0.16 J	41 J	0.64	28	10 J	<0.5	1,200 J
MW-86-066	02/24/21	N	<0.2	<1	<0.1	86 J	0.86	240	0.13 J	0.098	46	0.79	25	13 J	<0.5	1,000 J
MW-86-066	12/01/20	N	<0.2	<1	2	100	1.1 J	190 J	0.25	0.23 J	57 J	1	21	14 J	<0.5	1,200
MW-86-066	08/25/20	N	<0.2	<1	0.63	79	0.62	150 J	0.62	0.4	43	0.72	31 J	12 J	<0.5	950

Appendix B
January 2020 to June 2026 Analytical Results
Second Quarter 2026 Quarterly Progress Report
Pacific Gas and Electric Company, Topock Compressor Station, Needles, California

Monitoring Well ID	Sample Date	Sample Type	Hexavalent Chromium (µg/L)	Total Dissolved Chromium (µg/L)	Dissolved Arsenic (µg/L)	Dissolved Barium (µg/L)	Dissolved Boron (mg/L)	Dissolved Calcium (mg/L)	Total Iron (mg/L)	Dissolved Iron (mg/L)	Dissolved Magnesium (mg/L)	Dissolved Manganese (mg/L)	Dissolved Molybdenum (µg/L)	Dissolved Potassium (mg/L)	Dissolved Selenium (µg/L)	Dissolved Sodium (mg/L)
MW-86-066	05/28/20	N	<0.2	<1	1.1	80	0.75	230	0.39	0.39	49	0.76	26	13 J	<0.5	1,200
MW-86-066	02/27/20	N	<0.2	<1	1.1	78 J	0.77	210	0.33 J	0.42 J	35	1.10	22	12	<0.5	1,500
MW-86-066	02/19/25	FD	<1	--	<0.1	55	--	--	--	<0.02	--	0.21	--	--	--	--
MW-86-066	05/18/21	FD	<0.2	<1	<0.1 J	67	0.69	210	0.21 J	0.17 J	41 J	0.64	28	11 J	<0.5	1,100 J
MW-86-066	02/24/21	FD	<0.2	<1	<0.1	83 J	0.89	240	0.12 J	0.11	48	0.77	25	16 J	<0.5	1,100 J
MW-86-120	05/28/26	N	<1	<1	<0.1	42	--	--	--	--	--	0.85	--	--	--	--
MW-86-120	02/24/26	N	<1	--	<0.1	46	--	--	--	0.22 J	--	0.7	--	--	--	--
MW-86-120	11/19/25	N	<1	<1	<0.1	64 J	--	--	--	0.92 J	--	0.18 J	30	--	<0.5	--
MW-86-120	08/20/25	N	<1	--	<0.1	77	--	--	--	0.16	--	0.1	--	--	--	--
MW-86-120	05/15/25	N	<1	<1	<0.1 J	39	--	--	--	<0.02	--	0.63 J	--	--	--	--
MW-86-120	02/19/25	N	<1	--	<0.1	50	--	--	--	0.071	--	0.49	--	--	--	--
MW-86-120	10/30/24	N	<1	<1	1.3	42	--	--	--	0.15	--	0.45	3.7	--	<0.5 J	--
MW-86-120	08/15/24	N	<1	--	<0.1	42	--	--	--	0.16	--	0.48	--	--	--	--
MW-86-120	04/08/24	N	<1	<1	<0.1	42 J	--	--	--	<0.02	--	0.45 J	--	--	--	--
MW-86-120	02/20/24	N	<1	--	<0.1	50	--	--	--	0.1 J	--	0.52	--	--	--	--
MW-86-120	11/27/23	N	<1	<1	<0.1	42	--	--	--	0.24 J	--	0.5	13	--	<0.5	--
MW-86-120	08/17/23	N	<1	--	<0.1	40	--	--	--	0.075 J	--	0.46	--	--	--	--
MW-86-120	05/24/23	N	<1	<1	<0.1	40 J	--	--	--	<0.02	--	0.36 J	--	--	--	--
MW-86-120	02/23/23	N	<1	--	<0.1	44	--	--	--	<0.02	--	0.37	--	--	--	--
MW-86-120	11/16/22	N	<1	<1	<0.1	40	--	--	--	<0.02	--	0.49 J	36	--	<0.5	--
MW-86-120	08/23/22	N	<1	--	<0.1 J	38 J	--	--	--	<0.02	--	0.3 J	--	--	--	--
MW-86-120	05/04/22	N	1.3	1.5	<0.1	37	--	--	--	<0.02 J	--	0.25	--	--	--	--
MW-86-120	03/07/22	N	<1	--	<0.1 J	42	--	--	--	<0.1	--	0.37	--	--	--	--
MW-86-120	12/14/21	N	<1	<1	<0.1	42	--	--	--	<0.02 J	--	0.37	33	--	<0.5	--
MW-86-120	08/18/21	N	<1	<1	<0.1 J	36	0.93	270 J	0.21 J	0.058 J	52 J	0.26	33	16	<0.5	2,600 J
MW-86-120	05/18/21	N	1.1 J	1.3	<0.1 J	39	0.79	270	0.11 J	0.039 J	57 J	0.25	35	22 J	<0.5	2,400 J
MW-86-120	02/24/21	N	<1	<1	<0.1	47 J	0.95	320	0.18 J	<0.02	68	0.45	35	16 J	<0.5	2,700 J
MW-86-120	12/01/20	N	<1	<1	3.1	55	1.1 J	170 J	0.033	0.69 J	66 J	0.62	51	16 J	<0.5	1,900
MW-86-120	08/25/20	N	<1	1	<0.1	51	0.69	180 J	0.24	0.044	67	0.45	41 J	25 J	<0.5	3,100
MW-86-120	05/28/20	N	<1	<1	1.3	52	0.81	260	0.79	<0.02	67	0.52	37	22 J	<0.5	2,900
MW-86-120	02/27/20	N	<1	<1	<0.1	63 J	0.89	260	0.18 J	0.11 J	56	0.98	41	16	<0.5	3,100
MW-86-120	02/24/26	FD	<1	--	<0.1	46	--	--	--	0.091 J	--	0.74	--	--	--	--
MW-86-120	08/20/25	FD	<1	--	<0.1	70	--	--	--	0.17	--	0.092	--	--	--	--
MW-86-140	04/29/26	N	<1	<1	<0.1 J	60	--	--	--	<0.02 J	--	0.44	--	--	--	--
MW-86-140	01/28/26	N	<1	--	<0.1	47 J	--	--	--	<0.02	--	0.59	--	--	--	--
MW-86-140	11/19/25	N	<1	<1	<0.1	45 J	--	--	--	0.043 J	--	1.10 J	3.4	--	<0.5	--
MW-86-140	08/20/25	N	<1	--	<0.1	58	--	--	--	0.16	--	0.76	--	--	--	--
MW-86-140	05/15/25	N	<1	<1	<0.1 J	42	--	--	--	0.038	--	1.20 J	--	--	--	--
MW-86-140	02/19/25	N	<1	--	<0.1	47	--	--	--	0.067	--	0.98	--	--	--	--
MW-86-140	10/30/24	N	2	<1	0.5	51	--	--	--	0.024	--	1	14	--	<0.5 J	--
MW-86-140	08/15/24	N	<1	--	<0.1	58	--	--	--	0.15	--	1.10	--	--	--	--
MW-86-140	04/08/24	N	1.1	<1	<0.1	44 J	--	--	--	0.031	--	0.96 J	--	--	--	--
MW-86-140	02/20/24	N	<1	--	<0.1	55	--	--	--	<0.02	--	0.9	--	--	--	--
MW-86-140	11/27/23	N	1.3	<1	<0.1	70	--	--	--	<0.02 J	--	1.20 J	6.7	--	<0.5	--
MW-86-140	08/17/23	N	<1	--	<0.1	64	--	--	--	0.06 J	--	0.98	--	--	--	--
MW-86-140	05/24/23	N	<1	<1	<0.1	76 J	--	--	--	0.41 J	--	1.40 J	--	--	--	--
MW-86-140	02/23/23	N	<1	--	<0.1	81	--	--	--	0.087 J	--	1	--	--	--	--
MW-86-140	11/16/22	N	<1	<1	<0.1	70	--	--	--	0.18	--	0.96 J	1.6	--	<0.5	--
MW-86-140	08/23/22	N	<1	--	<0.1 J	83 J	--	--	--	0.52	--	0.79 J	--	--	--	--
MW-86-140	05/04/22	N	<1	<1	<0.1	64	--	--	--	1 J	--	0.89	--	--	--	--
MW-86-140	03/07/22	N	<1	--	<0.1 J	50	--	--	--	<0.1	--	0.82	--	--	--	--

Appendix B
January 2020 to June 2026 Analytical Results
Second Quarter 2026 Quarterly Progress Report
Pacific Gas and Electric Company, Topock Compressor Station, Needles, California

Monitoring Well ID	Sample Date	Sample Type	Hexavalent Chromium (µg/L)	Total Dissolved Chromium (µg/L)	Dissolved Arsenic (µg/L)	Dissolved Barium (µg/L)	Dissolved Boron (mg/L)	Dissolved Calcium (mg/L)	Total Iron (mg/L)	Dissolved Iron (mg/L)	Dissolved Magnesium (mg/L)	Dissolved Manganese (mg/L)	Dissolved Molybdenum (µg/L)	Dissolved Potassium (mg/L)	Dissolved Selenium (µg/L)	Dissolved Sodium (mg/L)
MW-86-140	12/14/21	N	<1	<1	<0.1	55	--	--	--	<0.02 J	--	0.73	34	--	<0.5	--
MW-86-140	08/18/21	N	<1	<1	<0.1 J	49	1	350 J	1.20 J	0.53 J	41 J	0.87	31	23	<0.5	2,700 J
MW-86-140	05/18/21	N	<1	<1	<0.1 J	51	0.86	380	0.15 J	0.06 J	50 J	0.69	39	22 J	<0.5	3,900 J
MW-86-140	02/24/21	N	<1	<1	<0.1	56 J	1.2	480	0.16 J	<0.1	69	1	36	23 J	<0.5	3,100 J
MW-86-140	12/01/20	N	<1	<1	0.93	63	1.1 J	350 J	0.066	0.088 J	79 J	1	39	28 J	<0.5	3,200
MW-86-140	08/25/20	N	<1	<1	1.4	74	1.1	250 J	0.21	0.14	60	1.10	44 J	24 J	0.59	3,900
MW-86-140	05/22/20	N	<1	<1	<0.1	63	0.73	320	0.64 J	0.11 J	51 J	1.40	41	24 J	<0.5	3,800 J
MW-86-140	02/27/20	N	<1	1.3	1.4	67 J	0.9	430	0.24 J	0.064 J	58	1.50	44	24	<0.5	4,600
MW-86-140	04/08/24	FD	1.2	<1	<0.1	45 J	--	--	--	<0.02	--	1.20 J	--	--	--	--
MW-86-140	05/24/23	FD	<1	<1	<0.1	71 J	--	--	--	0.42 J	--	1.30 J	--	--	--	--
MW-86-140	05/04/22	FD	<1	<1	<0.1	61	--	--	--	1.10 J	--	0.9	--	--	--	--
MW-87-109	06/17/26	N	29	28	--	--	--	--	--	--	--	--	--	--	--	--
MW-87-109	11/25/25	N	30	32	0.53	--	--	--	--	--	--	0.023	7.5 J	--	6.8	--
MW-87-109	05/16/25	N	29	28	--	--	--	--	--	--	--	--	--	--	--	--
MW-87-109	11/21/24	N	20	20	1.1	--	--	--	--	--	--	0.051	6.1	--	4.5	--
MW-87-109	08/21/24	N	26	24	--	--	--	--	--	--	--	--	--	--	--	--
MW-87-109	05/17/24	N	26	26	--	--	--	--	--	--	--	--	--	--	--	--
MW-87-109	01/10/24	N	27	27	--	--	--	--	--	--	--	--	--	--	--	--
MW-87-109	11/28/23	N	51	42	0.2 J	--	--	--	--	--	--	0.042 J	9.4	--	6.1 J	--
MW-87-109	05/18/23	N	20	19	--	--	--	--	--	--	--	--	--	--	--	--
MW-87-109	11/18/22	N	22	20 J	0.63	--	--	--	--	--	--	0.055	8.5	--	3.5	--
MW-87-109	06/08/22	N	26	26	--	--	--	--	--	--	--	--	--	--	--	--
MW-87-109	11/30/21	N	18	20	<0.1	--	--	--	--	--	--	<0.0005	5.5	--	2.9	--
MW-87-109	08/23/21	N	27	28	<0.1	120	0.32	120	0.24 J	0.039 J	17 J	0.00092	6.8	10 J	4.1	290
MW-87-109	05/20/21	N	33 J	32	0.4	120	0.33	140	0.13 J	<0.02	17 J	<0.0005	8	11 J	5.2	330 J
MW-87-109	02/25/21	N	24	24	0.32	150	0.34	130	1.60 J	<0.02	18	0.0016	7.7	12 J	4.5	340 J
MW-87-109	12/17/20	N	28	27	0.43	120	0.23	120	1	<0.02	16 J	0.0044	8.3	8.8 J	5.3	320
MW-87-109	10/20/20	N	25	25	0.62 J	140	0.38	110	1.80 J	0.53 J	16 J	0.014	8.3	11 J	5.9	350
MW-87-109	09/30/20	N	24	25	0.3	140	0.38	120	0.87	0.04 J	20 J	0.00072	8	10	5.2 J	340
MW-87-109	08/26/20	N	27	27	0.53	140	0.61 J	97	0.62 J	0.32 J	19 J	0.0011	8.2	10 J	5.7	340 J
MW-87-109	07/22/20	N	24	25	0.68	120	0.39	120	2.10	0.12	18 J	0.0072	8.6	9.4 J	4.7	340
MW-87-109	06/15/20	N	22	34	0.48 J	120	0.37	120	1	0.12	18	0.0049	8.6	12 J	4.7	340
MW-87-109	05/29/20	N	21	22	0.37	130	0.32	120	3.70 J	0.12 J	21	0.0049 J	8.3	10 J	4.6	350
MW-87-109	04/23/20	N	20	19	0.54	150	0.41	130	2.60	0.22 J	19	0.0074	7.8	10	4.1	340
MW-87-109	03/18/20	N	26	25	0.62	98 J	0.36	110	0.39 J	0.062 J	16	0.0022	9	9	5.9	310
MW-87-109	02/25/20	N	24	23	0.6	110	0.4	120	1.70 J	0.055 J	16	0.00074	9.4	9.3 J	5.4	330
MW-87-109	01/27/20	N	28	27	0.74	98	0.44	90	1.30 J	1 J	13	0.032	10	7.8	6.8	290
MW-87-139	06/17/26	N	9.6	9.1	--	--	--	--	--	--	--	--	--	--	--	--
MW-87-139	11/25/25	N	7.7	9	<0.1	--	--	--	--	--	--	<0.0005	3.9 J	--	1	--
MW-87-139	05/16/25	N	8.8	8.3	--	--	--	--	--	--	--	--	--	--	--	--
MW-87-139	11/21/24	N	8.5	9.1	0.81	--	--	--	--	--	--	0.0013	3.9	--	1.1	--
MW-87-139	05/17/24	N	9	8.8	--	--	--	--	--	--	--	--	--	--	--	--
MW-87-139	11/28/23	N	8.9	9.5	<0.1 J	--	--	--	--	--	--	<0.0005 J	4.2	--	0.99 J	--
MW-87-139	05/18/23	N	9.8	8.7	--	--	--	--	--	--	--	--	--	--	--	--
MW-87-139	11/18/22	N	8	7.6 J	<0.1	--	--	--	--	--	--	0.0026	4.5	--	1	--
MW-87-139	06/08/22	N	8.7	8.5	--	--	--	--	--	--	--	--	--	--	--	--
MW-87-139	11/30/21	N	9.8	9.9	<0.1	--	--	--	--	--	--	<0.0005	4.7	--	1.1	--
MW-87-139	08/23/21	N	11	11	<0.1	260	0.44	490	0.14 J	0.026 J	74 J	0.0032	3.9	19 J	0.71	680
MW-87-139	05/20/21	N	12 J	11	<0.1	260	0.47	570	0.099 J	<0.02	80 J	<0.0005	4.2	20 J	0.88	860 J
MW-87-139	02/26/21	N	9.5	9.4	<0.1	280	0.64	370	0.059 J	<0.02	79	<0.0005	4.7	19 J	0.87	1,000
MW-87-139	12/17/20	N	10	9.9	<0.1	250	0.65	430	0.17	0.078	74 J	0.0041	4.7	16 J	0.72	960

Appendix B
January 2020 to June 2026 Analytical Results
Second Quarter 2026 Quarterly Progress Report
Pacific Gas and Electric Company, Topock Compressor Station, Needles, California

Monitoring Well ID	Sample Date	Sample Type	Hexavalent Chromium (µg/L)	Total Dissolved Chromium (µg/L)	Dissolved Arsenic (µg/L)	Dissolved Barium (µg/L)	Dissolved Boron (mg/L)	Dissolved Calcium (mg/L)	Total Iron (mg/L)	Dissolved Iron (mg/L)	Dissolved Magnesium (mg/L)	Dissolved Manganese (mg/L)	Dissolved Molybdenum (µg/L)	Dissolved Potassium (mg/L)	Dissolved Selenium (µg/L)	Dissolved Sodium (mg/L)
MW-87-139	10/20/20	N	<0.2	1.3	0.34 J	200	0.45	280	0.35 J	0.2 J	49 J	0.33	2.9	35 J	<0.5	550
MW-87-139	09/30/20	N	9.9	10	<0.1	270	0.64	400	0.16	0.04 J	83 J	0.0011	4.9	17	0.95 J	1,000
MW-87-139	08/26/20	N	9.7	9.4	<0.1	280	0.64 J	330	0.89 J	0.24 J	91 J	<0.0005	5.2	18 J	0.98	1,200 J
MW-87-139	07/22/20	N	5.9	6.5	<0.1	260	0.63	410	1.20	0.051	72 J	0.034	5.4	16 J	0.9	940
MW-87-139	06/15/20	N	6.6	6.5	<0.1 J	250	0.6	410	0.12	0.09	73	0.0021	5.1	16 J	0.92	990
MW-87-139	05/29/20	N	6.2	6.8	0.42	170	0.33	220	0.69 J	0.08 J	49	0.013 J	9.9	30 J	0.59	740
MW-87-139	04/23/20	N	4.8	4.2	<0.1	250	0.8	430	0.85	0.068 J	72	0.037	5.2	16	0.9	1,000
MW-87-139	03/18/20	N	7.3	6.3	<0.1	250 J	0.63	430	0.035 J	<0.02	77	0.0027	4.7	16	0.85	950
MW-87-139	02/18/20	N	6.6	6	<0.1	260 J	<0.5	410	<0.1	<0.1	67	0.0072	5.4	17	0.86	1,200
MW-87-139	01/27/20	N	9.5	8.3	<0.1	270	0.68	370	0.038 J	<0.02	66	0.0072	4.4	16	0.89	800 J
MW-87-139	05/18/23	FD	9.8	9.1	–	–	–	--	–	–	–	–	--	–	–	–
MW-87-192	06/17/26	N	2.2	2.1	–	–	–	--	–	–	–	–	--	–	–	–
MW-87-192	11/25/25	N	<1	<1	<0.1	–	–	--	–	–	–	0.055 J	27 J	–	1.1	–
MW-87-192	05/16/25	N	1.8	1.5	–	–	–	--	–	–	–	–	--	–	–	–
MW-87-192	11/21/24	N	2.2	1.7	2.3	–	–	--	–	–	–	<0.0005	24	–	1.3	–
MW-87-192	05/17/24	N	1.4	1.8	–	–	–	--	–	–	–	–	--	–	–	–
MW-87-192	11/28/23	N	1.7	1.6	<0.1 J	–	–	--	–	–	–	0.001 J	29	–	1.2 J	–
MW-87-192	05/18/23	N	1.5	1.6	–	–	–	--	–	–	–	–	--	–	–	–
MW-87-192	11/18/22	N	1.4	1.4 J	<0.1	–	–	--	–	–	–	<0.0005	27	–	1.1	–
MW-87-192	06/08/22	N	1.2	1.3	–	–	–	--	–	–	–	–	--	–	–	–
MW-87-192	11/30/21	N	1.7	2.2	<0.1	–	–	--	–	–	–	<0.0005	22	–	1.3	–
MW-87-192	08/23/21	N	1.4	2.1	<0.1	73	0.97	260	0.061 J	0.045 J	25 J	<0.0005	20	21 J	2.6	1,500
MW-87-192	05/20/21	N	1.5 J	1.5	<0.1	71	1.1	290	0.09 J	0.059	28 J	<0.0005	23	21 J	1.1	1,600 J
MW-87-192	02/26/21	N	1.1	1.4	<0.1	72	1.3	200	0.04 J	0.033	29	0.0015	26	16 J	1.1	1,900
MW-87-192	12/17/20	N	1.1	1.3	<0.1	69	1.2	260	0.021	<0.02	26 J	0.0033	26	17 J	1.1	1,600
MW-87-192	10/20/20	N	0.87	<1	<0.1 J	82	1.1	230	0.43 J	0.17 J	24 J	0.0086	25	23 J	1.1	2,000
MW-87-192	09/30/20	N	0.77	1.2	<0.1	84	1.4	220	0.18	0.039 J	29 J	0.0064	27	18	1.8 J	1,700
MW-87-192	08/26/20	N	1	1.1	<0.1	85	1.3 J	180	0.075 J	0.027 J	31 J	0.011	25	22 J	1	2,400 J
MW-87-192	07/22/20	N	0.75	1.2	<0.1	93	1.2	240	0.056	<0.02	26 J	0.015	27	17 J	1.1	1,900
MW-87-192	06/17/20	N	0.54	<1	<0.1 J	92	1.2	240	0.091	<0.02	25	0.017	26	16	0.93	1,600
MW-87-192	05/29/20	N	0.66	<1	<0.1	90	1.1	220	0.035	<0.02	30	0.014 J	25	18 J	1.1	1,700
MW-87-192	04/22/20	N	0.76	<1	<0.1	90	1.1	260	0.082	0.021 J	24	0.016	25	16	1.2	1,700
MW-87-192	03/18/20	N	0.57	<1	<0.1	87 J	1.1	260	0.04 J	0.089 J	27	0.03	26	18	1	1,700
MW-87-192	02/18/20	N	0.58	<1	<0.1	95 J	1.4	310	0.14 J	0.049	28	0.026	26	19	0.94	1,900
MW-87-192	01/27/20	N	0.44	<1	<0.1	91	1.3	220	0.59 J	0.35 J	24	0.046	27	18	0.96	2,000 J
MW-87-275	06/17/26	N	1.2	1.5	–	–	–	--	–	–	–	–	--	–	–	–
MW-87-275	11/25/25	N	<1	<1	2.1	–	–	--	–	–	–	0.083 J	42 J	–	0.98	–
MW-87-275	05/16/25	N	1.1	1.3	–	–	–	--	–	–	–	–	--	–	–	–
MW-87-275	11/21/24	N	2	1.6	3.9	–	–	--	–	–	–	<0.0005	40	–	1.1	–
MW-87-275	05/17/24	N	1.6	1.3	–	–	–	--	–	–	–	–	--	–	–	–
MW-87-275	11/28/23	N	1.1	1.5	<0.1	–	–	--	–	–	–	<0.0005	41	–	1.2	–
MW-87-275	05/18/23	N	1.2	1.2	–	–	–	--	–	–	–	–	--	–	–	–
MW-87-275	11/18/22	N	<1	1.3 J	1.6	–	–	--	–	–	–	<0.0005	41	–	1	–
MW-87-275	06/08/22	N	<1	1.2	–	–	–	--	–	–	–	–	--	–	–	–
MW-87-275	11/30/21	N	1.3	1.8	<0.1	–	–	--	–	–	–	<0.0005	43	–	1.1	–
MW-87-275	08/23/21	N	<1	1.5	<0.1	58	1.3	270	0.21 J	0.025 J	19 J	0.028	41	19 J	0.72	1,800
MW-87-275	05/20/21	N	1.1 J	1.2	<0.1	60	1.4	290	0.02 J	<0.02	20 J	0.0072	44	26 J	0.91	2,100 J
MW-87-275	02/26/21	N	1	1.5	<0.1	60	1.6	200	0.063 J	0.061	23	0.00061	43	20 J	1	2,100
MW-87-275	12/17/20	N	1.1	1.3	<0.1	61	1.5	270	0.029	<0.02	21 J	0.003	45	22 J	1	2,000
MW-87-275	10/20/20	N	0.95	1.1	0.82 J	66	1.4	230	0.13 J	<0.02	19 J	0.0042	41	27 J	1	2,400
MW-87-275	09/30/20	N	<1	<1	<0.1	71	1.5	230	0.12 J	<0.02 J	22 J	0.023	46	24	2.3 J	2,300

Appendix B
January 2020 to June 2026 Analytical Results
Second Quarter 2026 Quarterly Progress Report
Pacific Gas and Electric Company, Topock Compressor Station, Needles, California

Monitoring Well ID	Sample Date	Sample Type	Hexavalent Chromium (µg/L)	Total Dissolved Chromium (µg/L)	Dissolved Arsenic (µg/L)	Dissolved Barium (µg/L)	Dissolved Boron (mg/L)	Dissolved Calcium (mg/L)	Total Iron (mg/L)	Dissolved Iron (mg/L)	Dissolved Magnesium (mg/L)	Dissolved Manganese (mg/L)	Dissolved Molybdenum (µg/L)	Dissolved Potassium (mg/L)	Dissolved Selenium (µg/L)	Dissolved Sodium (mg/L)
MW-87-275	08/26/20	N	<1	1	<0.1	79	1.4 J	180	0.14 J	0.052 J	23 J	0.026	48	27 J	0.87	2,800 J
MW-87-275	07/22/20	N	0.85	1.1	<0.1	74	1.6	240	0.1	<0.02	20 J	0.021	47	20 J	0.9	1,900
MW-87-275	06/17/20	N	0.86	1.1	3.7 J	70	1.5	240	0.13	<0.02	20	0.0062	43	22	1.1	2,300
MW-87-275	05/29/20	N	<1	<1	<0.1	70	1.7	300	0.11 J	<0.1	28	0.017 J	42	26 J	0.82	2,400
MW-87-275	04/22/20	N	<1	<1	<0.1	72	1.4	270	0.16	0.066 J	19	0.0069	43	22	1	2,300
MW-87-275	03/18/20	N	<1	<1	<0.1	71 J	1.6	280	0.039 J	0.15 J	23	0.093	41	23	0.66	2,200
MW-87-275	02/18/20	N	<1	<1	0.79	83 J	1.6	300	0.071 J	<0.02	21	0.0092	41	23	0.85	2,300
MW-87-275	01/27/20	N	<1	<1	3.8	76	1.5	230	<0.02 J	<0.02	19	0.02	42	24	1	2,700 J
MW-87-275	11/25/25	FD	<1	<1	2.5	--	--	--	--	--	--	0.084 J	41 J	--	1.1	--
MW-87-275	11/21/24	FD	1.5	1.4	3.9	--	--	--	--	--	--	<0.0005	39	--	1.2	--
MW-87-275	10/20/20	FD	0.93	1.1	0.96 J	64	1.5	230	0.3 J	<0.02	20 J	0.0044	42	28 J	0.97	2,400
MW-87-275	09/30/20	FD	<1	<1	<0.1	71	1.4	230	0.17 J	0.095 J	21 J	0.023	45	22	1.3 J	2,100
MW-87-275	08/26/20	FD	<1	<1	<0.1	81	1.4 J	180	0.13 J	<0.02	23 J	0.026	48	24 J	0.94	2,200 J
MW-87-275	07/22/20	FD	<1	1.1	<0.1	74	1.6	240	0.06	<0.02	20 J	0.023	45	21 J	0.92	2,700
MW-88-107	06/17/26	N	150	140	1.7	140	0.58	160	--	<0.02	26	0.0018 J	--	19 J	--	520
MW-88-107	02/24/26	N	120	120	2.2	140	0.42	100 J	--	<0.02	14 J	0.00082	--	13	--	340
MW-88-107	12/18/25	N	34	32	5.5	45	0.2	24 J	--	0.021	3.4 J	0.00075	--	6.6 J	--	170
MW-88-107	08/27/25	N	120	130	1.7	120	0.45	120	--	<0.02	17	<0.0005	--	12	--	390
MW-88-107	05/22/25	N	72	120	3.2	140	0.42	100	--	4.30 J	16	0.17 J	--	12	--	300 J
MW-88-107	10/30/24	N	26	25	5	39	0.22	24	--	<0.02	3.4	0.0015	--	4.3	--	140
MW-88-107	05/21/24	N	50	48	3.9	49	0.34	43	--	<0.02	6.1	0.0027	--	6.7	--	250
MW-88-107	02/22/24	N	21	20	5.8	30	0.24	19	--	<0.02	2.7	0.0036	--	4.4	--	140
MW-88-107	01/11/24	N	27	26	5.3	30	0.24	21	--	<0.02	3	0.0047	--	5	--	150
MW-88-107	12/14/23	N	28	32	6.1 J	32	0.24	23	--	0.048 J	3	0.0081	--	5.1 J	--	150
MW-88-107	11/09/23	N	44	52	5.1	40 J	0.33	35 J	--	0.031	4.7 J	<0.0005 J	--	6	--	200
MW-88-107	10/12/23	N	35	33	5	29	0.28	27	--	0.058	3.4	0.0047	--	5.2 J	--	150
MW-88-107	09/12/23	N	32	34	4.4	25 J	0.31 J	27 J	--	0.023	3.7 J	0.0026 J	--	5.4 J	--	140
MW-88-107	08/10/23	N	140	140	1.1	77	0.58	130	--	0.024	17 J	0.0016	--	17 J	--	560 J
MW-88-107	07/18/23	N	42	46	4.1 J	28	0.3 J	28	--	0.097 J	3.7 J	0.0028	--	9.3 J	--	190 J
MW-88-107	06/01/23	N	37	43	--	--	--	--	--	--	--	--	--	--	--	--
MW-88-107	02/20/23	N	53	53	--	--	--	--	--	--	--	--	--	--	--	--
MW-88-107	11/30/22	N	120	130 J	1.9	--	--	--	--	--	--	0.002	--	--	--	--
MW-88-107	06/08/22	N	94	92	--	--	--	--	--	--	--	--	--	--	--	--
MW-88-107	12/08/21	N	130	140	1.7	--	--	--	--	--	--	0.002 J	--	--	--	--
MW-88-107	08/20/21	N	120	130	3.8 J	50	0.42	100	0.17 J	0.024 J	14 J	<0.0005	9.4	13 J	3.8	330 J
MW-88-107	05/19/21	N	120	110	1.5	51	0.4	95	0.076 J	0.024	12 J	0.00066	8.7	11 J	4.3	280
MW-88-107	02/24/21	N	81	80	1.6	54 J	0.49	75	0.42 J	0.021	12	0.00074	9.2	9 J	3.9	290 J
MW-88-107	12/10/20	N	89	88	1.9	47	0.3	61 J	0.26 J	0.088 J	9.3	0.0027	8.7	9.4	4.5	260
MW-88-107	08/19/20	N	76	75	1.6	51	0.5	67 J	1.50	0.095 J	11	0.009	11	9.6	4	310
MW-88-107	05/28/20	N	69	70	1.5	57	0.41	77	0.27	<0.02	12	0.0077	10	10 J	4	310
MW-88-107	02/25/20	N	59	54	1.5	53	0.43	70	0.29 J	0.044 J	9.6	0.015	10	9.6 J	4.4	290
MW-88-107	01/29/20	N	49	50	1.6	55	0.5	72	0.2	0.034 J	12 J	0.015	12	10	4.4	300
MW-88-107	06/17/26	FD	170	160	1.7	150	0.58	160	--	<0.02	24	0.00077 J	--	19 J	--	510
MW-88-107	05/22/25	FD	97	90	4.3	120	0.33	74	--	8.60 J	14	0.25 J	--	12	--	210 J
MW-88-107	08/20/21	FD	120	130	1 J	50	0.42	100	0.22 J	0.072 J	14 J	<0.0005	9.3	14 J	4.4	270 J
MW-89-183	06/10/26	N	1	1.4	--	--	--	--	--	--	--	--	--	--	--	--
MW-89-183	12/11/25	N	<1	<1	<0.1	--	--	--	--	--	--	0.46	7.3	--	3.2	--
MW-89-183	06/11/25	N	1	1.3	--	--	--	--	--	--	--	--	--	--	--	--
MW-89-183	12/12/24	N	0.89	1.1	0.79	--	--	--	--	--	--	0.0072	5.6	--	2.7	--
MW-89-183	05/23/24	N	2.1	2.2	--	--	--	--	--	--	--	--	--	--	--	--
MW-89-183	11/29/23	N	0.86	1.2	<0.1 J	--	--	--	--	--	--	0.0008	6.1	--	2.9	--

Appendix B
January 2020 to June 2026 Analytical Results
Second Quarter 2026 Quarterly Progress Report
Pacific Gas and Electric Company, Topock Compressor Station, Needles, California

Monitoring Well ID	Sample Date	Sample Type	Hexavalent Chromium (µg/L)	Total Dissolved Chromium (µg/L)	Dissolved Arsenic (µg/L)	Dissolved Barium (µg/L)	Dissolved Boron (mg/L)	Dissolved Calcium (mg/L)	Total Iron (mg/L)	Dissolved Iron (mg/L)	Dissolved Magnesium (mg/L)	Dissolved Manganese (mg/L)	Dissolved Molybdenum (µg/L)	Dissolved Potassium (mg/L)	Dissolved Selenium (µg/L)	Dissolved Sodium (mg/L)
MW-89-183	05/25/23	N	1.2	1.3	--	--	--	--	--	--	--	--	--	--	--	--
MW-89-183	12/01/22	N	1	1.3	<0.1	--	--	--	--	--	--	<0.0005 J	6.7 J	--	2.6	--
MW-89-183	06/16/22	N	1	1.1	--	--	--	--	--	--	--	--	--	--	--	--
MW-89-183	12/06/21	N	0.98	1.2 J	<0.1	--	--	--	--	--	--	<0.0005 J	7	--	2.5	--
MW-89-183	08/25/21	N	0.93	1.5	<0.1	130	0.63	310	0.32 J	0.031 J	48	<0.0005 J	8.3	21 J	2.8	1,300
MW-89-183	05/19/21	N	1	1.4	<0.1	120	0.79	400	0.1 J	<0.02	59 J	<0.0005	9.7	16 J	3.1	1,100
MW-89-183	02/24/21	N	0.64	2.1	<0.1	150 J	0.78	420	0.87 J	0.072	75	0.0071	7.4	14 J	2.2	1,500 J
MW-89-183	12/10/20	N	0.72	1.1	<0.1	130	0.66	300 J	0.38 J	0.075 J	66	0.016	8.1	15	2.4	1,100
MW-89-183	08/19/20	N	0.83	1.3	<0.1	150	0.73	290 J	0.52	0.048 J	64	0.0019	9.5	15	2.7	1,200
MW-89-183	05/20/20	N	0.76 J	<1	<0.1	160	0.72	270	1.40	0.052	65	0.004	10	16 J	2.7	990
MW-89-183	02/19/20	N	0.89	1.7	<0.1	180	0.79 J	400 J	0.23	0.078 J	66 J	0.0021	7.8	15 J	1.9	1,100
MW-89-183	11/29/23	FD	0.88	1.1	<0.1 J	--	--	--	--	--	--	<0.0005	6	--	2.7	--
MW-89-183	12/01/22	FD	1.1	1.2	<0.1	--	--	--	--	--	--	<0.0005 J	6.4 J	--	2.7	--
MW-89-273	06/10/26	N	0.44	<1	--	--	--	--	--	--	--	--	--	--	--	--
MW-89-273	12/11/25	N	0.54	<1	4.2	--	--	--	--	--	--	0.0015	37	--	3.6	--
MW-89-273	06/11/25	N	0.26	1.2	--	--	--	--	--	--	--	--	--	--	--	--
MW-89-273	12/12/24	N	0.27	<1	5.7	--	--	--	--	--	--	0.0018	37	--	3.4	--
MW-89-273	05/23/24	N	<1	<1	--	--	--	--	--	--	--	--	--	--	--	--
MW-89-273	11/29/23	N	0.41	<1	3.8 J	--	--	--	--	--	--	0.0014	39	--	3.6	--
MW-89-273	05/25/23	N	0.53	<1	--	--	--	--	--	--	--	--	--	--	--	--
MW-89-273	12/01/22	N	0.63	<1	4.6	--	--	--	--	--	--	<0.0005 J	35 J	--	3.6	--
MW-89-273	06/16/22	N	0.58	1.1	--	--	--	--	--	--	--	--	--	--	--	--
MW-89-273	12/06/21	N	0.52	1.4 J	3.5	--	--	--	--	--	--	0.0018 J	32	--	3.7	--
MW-89-273	08/25/21	N	0.51	<1	1.2	32	0.92	120	0.08 J	0.064 J	6.1	<0.0005 J	33	26 J	3.7	1,600
MW-89-273	05/19/21	N	0.58	<1	3	29	1.1	150	0.045 J	<0.02	7.7 J	0.00058	34	17 J	3.6	1,600
MW-89-273	02/24/21	N	0.43	<1	3.1	31 J	1.2	140	0.72 J	<0.02	8.2	0.00084	36	18 J	3.5	1,200 J
MW-89-273	12/10/20	N	0.47	<1	3.3	30	1.1	100 J	0.52 J	0.064 J	8.8	0.0008	35	18	3.5	1,400
MW-89-273	08/19/20	N	0.61	1	3.5	32	1.2	100 J	0.03	0.025 J	8.6	<0.0005	39	18	3.9	1,600
MW-89-273	05/20/20	N	0.58 J	1.9	3.3	36	1.2	100	2.80	0.057	8.6	0.0039	42	23 J	3.5	1,600
MW-89-273	02/19/20	N	0.86	1.7	4	32	1.4 J	140 J	0.15	0.058 J	7.9 J	0.0017	43	17 J	3.3	1,500
MW-89-273	05/25/23	FD	0.55	<1	--	--	--	--	--	--	--	--	--	--	--	--
MW-90-031	06/16/26	N	<1	<1	12	290	--	--	--	16	--	0.69	--	--	--	--
MW-90-031	02/18/26	N	<1	--	7	400	--	--	--	14	--	1.30	--	--	--	--
MW-90-031	12/10/25	N	<1	<1 J	4.8	480	--	--	--	3.70	--	1.40	15	--	<0.5	--
MW-90-031	08/21/25	N	<1	--	3.4	200	--	--	--	13	--	0.32	--	--	--	--
MW-90-031	05/22/25	N	<1	<1	2.7	160	--	--	--	11	--	0.49	--	--	--	--
MW-90-031	02/19/25	N	<1	--	2.5	180	--	--	--	13	--	0.48	--	--	--	--
MW-90-031	10/30/24	N	<1	<1	7	230	--	--	--	13	--	0.46	8.2	--	<0.5 J	--
MW-90-031	08/22/24	N	<1	--	4.3	200	--	--	--	9.10	--	0.49	--	--	--	--
MW-90-031	04/09/24	N	<1	<1	<0.1	180 J	--	--	--	6.50 J	--	0.65 J	--	--	--	--
MW-90-031	02/21/24	N	<1	--	1.1	190	--	--	--	7.20	--	0.57	--	--	<2.5	--
MW-90-031	11/14/23	N	<1	<1	<0.1	260	--	--	--	13 J	--	0.64 J	8.3	--	0.62	--
MW-90-031	08/16/23	N	<1	--	<0.1	190 J	--	--	--	14 J	--	0.51 J	--	--	--	--
MW-90-031	05/23/23	N	<1	<1	<0.1 J	210	--	--	--	13	--	0.57	--	--	--	--
MW-90-031	02/22/23	N	<1	--	<0.1	320	--	--	--	16	--	0.8	--	--	--	--
MW-90-031	11/16/22	N	<1	<1	1.2	140	--	--	--	7.70	--	0.42 J	15	--	<0.5	--
MW-90-031	08/19/22	N	<1	--	<0.1	110	--	--	--	7.80	--	0.063 J	--	--	--	--
MW-90-031	05/05/22	N	<1	<1	<0.1	87	--	--	--	6.20	--	0.25	--	--	--	--
MW-90-031	03/04/22	N	<1	--	<0.1	97	--	--	--	3.60	--	0.24	--	--	--	--
MW-90-031	12/08/21	N	<1	<1	<0.1	97	--	--	--	7	--	0.25	18	--	<0.5	--
MW-90-031	08/18/21	N	<1	<1	<0.1 J	73	1.7	350 J	6.70 J	7.10 J	190 J	0.27	13	16	<0.5	2,900 J

Appendix B
January 2020 to June 2026 Analytical Results
Second Quarter 2026 Quarterly Progress Report
Pacific Gas and Electric Company, Topock Compressor Station, Needles, California

Monitoring Well ID	Sample Date	Sample Type	Hexavalent Chromium (µg/L)	Total Dissolved Chromium (µg/L)	Dissolved Arsenic (µg/L)	Dissolved Barium (µg/L)	Dissolved Boron (mg/L)	Dissolved Calcium (mg/L)	Total Iron (mg/L)	Dissolved Iron (mg/L)	Dissolved Magnesium (mg/L)	Dissolved Manganese (mg/L)	Dissolved Molybdenum (µg/L)	Dissolved Potassium (mg/L)	Dissolved Selenium (µg/L)	Dissolved Sodium (mg/L)
MW-90-031	05/25/21	N	<1	<1	<0.1 J	88	1.7	520 J	8 J	8.80 J	250 J	0.26	16	23 J	<0.5	2,300 J
MW-90-031	02/17/21	N	<1	<1	<0.1	100	1.5	240	8.70 J	8.90 J	250	0.3	16	17 J	<0.5	3,400
MW-90-031	12/02/20	N	<1	<1	3.7	110	3.4 J	270 J	10	9.80 J	280 J	0.32	17	17 J	0.58	2,600
MW-90-031	08/18/20	N	<1	<1	<0.1	100	1.5	210	11 J	6.90 J	180 J	0.3	16	16	0.56	2,900
MW-90-031	05/26/20	N	<1	<1	3.7 J	97	1.4	300	8.80 J	8.80 J	220 J	0.3	14 J	17 J	<0.5	3,600
MW-90-031	02/25/20	N	<1	1.6	<0.1	120	2.1	360	9.30 J	9.70 J	250	0.35	16	19 J	0.68	3,600
MW-90-031	04/09/24	FD	<1	<1	<0.1	170 J	--	--	--	6.60 J	--	0.7 J	--	--	--	--
MW-90-031	11/14/23	FD	<1	<1	<0.1	240	--	--	--	14 J	--	0.58 J	9.6	--	0.55	--
MW-91-045	06/11/26	N	<0.1	<2	--	--	--	--	--	--	--	--	--	--	--	--
MW-91-045	02/25/26	N	R	<2	7.26	--	--	--	--	--	--	0.216	8.12	--	<2	--
MW-91-045	05/20/25	N	<0.1	<2	--	--	--	--	--	--	--	--	--	--	--	--
MW-91-045	12/04/24	N	15	16.2	<10	--	--	--	--	--	--	0.119	<100	--	<100	--
MW-91-045	04/30/24	N	<0.2	<10	--	--	--	--	--	--	--	--	--	--	--	--
MW-91-045	11/17/23	N	<0.2	<5	8.83	--	--	--	--	--	--	0.103	<50	--	<50	--
MW-91-045	05/17/23	N	<0.2	<5	--	--	--	--	--	--	--	--	--	--	--	--
MW-91-045	12/15/22	N	<0.2	<1	7.96	--	--	--	--	--	--	0.125	<10	--	<10	--
MW-91-045	06/15/22	N	<0.2	<1	--	--	--	--	--	--	--	--	--	--	--	--
MW-91-045	12/14/21	N	<0.2	<1	7 J	--	--	--	--	--	--	0.144	<10 J	--	<10 J	--
MW-91-045	08/24/21	N	<0.2	<1	5.1	110	0.44	36	0.51 J	<0.02 J	13	0.089 J	9.4	5.5 J	<0.5	310
MW-91-045	06/08/21	N	<0.2	<10	<10	96	--	42	--	--	13.5	<0.1	<20	4.03	<10	285
MW-91-045	05/26/21	N	<0.2	<1	6.5	100	0.59	37	0.49 J	<0.02	13 J	0.088	9.2 J	4.3 J	<0.5	290
MW-91-045	02/23/21	N	<0.2	<1	6.4	120	0.44	40 J	0.13	0.038 J	13 J	0.11	7.5	4.2 J	0.82	330
MW-91-045	12/08/20	N	<0.2	<1	6.9	150	0.6	46	0.68 J	0.095 J	17	0.14	9.1	4.1	<0.5	300 J
MW-91-045	08/20/20	N	<0.2 J	<1	6.1	200	0.52	68	0.19	0.12 J	27	0.19	8.9	6.9	<0.5	410
MW-91-045	05/19/20	N	<0.2	<1	6.1	150	0.43	45	0.71 J	0.13 J	15	0.12	10	7.3 J	<0.5	440
MW-91-045	02/26/20	N	<0.2	<1	5.4	200 J	0.61	65	0.41 J	0.14 J	20	0.17	9.8	7 J	<0.5	440
MW-91-045	01/28/20	N	<0.2	<1	3.6 J	320 J	0.54	85 B	0.45	0.27 J	32 J	0.27 J	9.8 J	8.5 J	<0.5	480
MW-91-045	05/19/20	FD	<0.2	<1	5.8	140	0.46	48	2.50 J	0.073 J	16	0.12	10	6.9 J	<0.5	450
MW-91-120	06/11/26	N	0.272	0.917	--	--	--	--	--	--	--	--	--	--	--	--
MW-91-120	02/25/26	N	15.5 J	16.5	<10	--	--	--	--	--	--	<0.025	<25	--	<10	--
MW-91-120	05/20/25	N	0.501	<2	--	--	--	--	--	--	--	--	--	--	--	--
MW-91-120	12/04/24	N	<0.1	<10	<10	--	--	--	--	--	--	0.162	<100	--	<100	--
MW-91-120	04/30/24	N	0.282	<10	--	--	--	--	--	--	--	--	--	--	--	--
MW-91-120	11/17/23	N	19.3	23.5	<5	--	--	--	--	--	--	0.06	<50	--	<50	--
MW-91-120	05/17/23	N	<0.4	<5	--	--	--	--	--	--	--	--	--	--	--	--
MW-91-120	12/15/22	N	16.7	17.9	<1	--	--	--	--	--	--	0.0875	11.7	--	<10	--
MW-91-120	06/15/22	N	<0.2	<10	--	--	--	--	--	--	--	--	--	--	--	--
MW-91-120	12/14/21	N	7.67	<10	<10	--	--	--	--	--	--	0.162	<100 J	--	<100 J	--
MW-91-120	08/24/21	N	<0.2	<1	<0.1	33	0.94	190	0.064 J	<0.02 J	67	1 J	25	18 J	<0.5	2,100
MW-91-120	06/08/21	N	<1	<10	<10	31.5	--	203	--	--	82.8	1.13	<20	11.2	<10	1,840
MW-91-120	05/26/21	N	<0.2	<1	<0.1	33	1.3	180	1.10 J	<0.02	87 J	1.10	23 J	14 J	<0.5	1,900
MW-91-120	02/23/21	N	<0.2	1.8	<0.1	31	1	230 J	0.27	0.054 J	37 J	0.24	21	13 J	<0.5	2,300
MW-91-120	12/08/20	N	2.3	2.4	<0.1	33	1.1	190	0.055 J	<0.02	56	0.35	14	14	<0.5	1,800 J
MW-91-120	08/20/20	N	<0.2	<1	<0.1	41	1.2	200	0.058	<0.02 J	100	1.80	32	15	<0.5	1,900
MW-91-120	05/19/20	N	<0.2	2	<0.1	43	1.1	220	0.94 J	0.076 J	80	1.40	26	15 J	<0.5	2,500
MW-91-120	02/26/20	N	<0.2	<1	<0.1	35 J	1.4	230	0.82 J	0.068 J	38	0.48	23	11 J	<0.5	2,000
MW-91-120	01/28/20	N	4.4	6.8	1 J	36 J	1.1	210 B	0.46	0.083 J	26 J	0.26 J	16 J	13 J	0.99	2,400
MW-91-120	04/30/24	FD	0.27	<10	--	--	--	--	--	--	--	--	--	--	--	--
MW-91-170	06/11/26	N	<0.1	<10	--	--	--	--	--	--	--	--	--	--	--	--
MW-91-170	02/25/26	N	4.43 J	<10	<10	--	--	--	--	--	--	0.0626	162	--	<10	--
MW-91-170	05/20/25	N	3.22	<10	--	--	--	--	--	--	--	--	--	--	--	--

Appendix B
January 2020 to June 2026 Analytical Results
Second Quarter 2026 Quarterly Progress Report
Pacific Gas and Electric Company, Topock Compressor Station, Needles, California

Monitoring Well ID	Sample Date	Sample Type	Hexavalent Chromium (µg/L)	Total Dissolved Chromium (µg/L)	Dissolved Arsenic (µg/L)	Dissolved Barium (µg/L)	Dissolved Boron (mg/L)	Dissolved Calcium (mg/L)	Total Iron (mg/L)	Dissolved Iron (mg/L)	Dissolved Magnesium (mg/L)	Dissolved Manganese (mg/L)	Dissolved Molybdenum (µg/L)	Dissolved Potassium (mg/L)	Dissolved Selenium (µg/L)	Dissolved Sodium (mg/L)
MW-91-170	12/04/24	N	<0.269	<10	<10	–	–	--	–	–	–	0.156	153	–	<100	–
MW-91-170	04/30/24	N	<0.2	<10	–	–	–	--	–	–	–	–	--	–	–	–
MW-91-170	11/17/23	N	3.23	5.14	<5	–	–	--	–	–	–	0.169	173	–	<50	–
MW-91-170	05/17/23	N	<1	<5	–	–	–	--	–	–	–	–	--	–	–	–
MW-91-170	12/15/22	N	2.3	3.41	2.83	–	–	--	–	–	–	0.194	157	–	<10	–
MW-91-170	06/15/22	N	<0.2	<10	–	–	–	--	–	–	–	–	--	–	–	–
MW-91-170	12/14/21	N	1.66	<10	<10	–	–	--	–	–	–	0.256	130 J	–	<100 J	–
MW-91-170	08/24/21	N	<1	<1	<0.1	55	1	150	0.14 J	0.2 J	5.1	0.27 J	94	24 J	<0.5	2,900
MW-91-170	06/08/21	N	<1	<10	<10	51.9	–	161	–	–	6.72	0.261	80.5	13.2	<10	2,550
MW-91-170	05/26/21	N	<1	<1	<0.1	55	1.6	130	1.60 J	0.041	6.3 J	0.31	110 J	16 J	0.56	2,400
MW-91-170	02/23/21	N	1.6	2	<0.1	48	2.4	200 J	0.51	<0.1	6.8 J	0.14	180	14 J	0.95	2,900
MW-91-170	12/08/20	N	2.1	2.5	<0.1	62	1.4	120	0.071 J	0.026 J	6.3	0.26	170	20	<0.5	2,500 J
MW-91-170	08/20/20	N	<0.2	<1	<0.1	66	1.3	130	0.057	<0.02 J	7.5	0.28	110	16	<0.5	2,200
MW-91-170	05/19/20	N	<0.2	<1	<0.1	67	1.2	130	0.26 J	0.061 J	5.8	0.27	120	17 J	<0.5	3,600
MW-91-170	02/26/20	N	<1	3.6	<0.1	55 J	1.7	140	0.48 J	0.24 J	4.6	0.14	180	16 J	0.81	3,400
MW-91-170	01/28/20	N	1.3	1.8	3.5 J	64 J	1.3	120 B	0.13	0.16 J	5.4 J	0.2 J	190 J	17 J	<2.5	3,200
MW-91-170	11/17/23	FD	3.19	<5	<5	–	–	--	–	–	–	0.165	170	–	<50	–
MW-91-170	02/26/20	FD	<1	3.4	<0.1	56 J	1.6	130	0.73 J	0.22 J	4.2	0.14	180	16 J	0.78	3,300
MW-91-320	06/11/26	N	<0.1	<10	–	–	–	--	–	–	–	–	--	–	–	–
MW-91-320	02/25/26	N	R	<20	<20	–	–	--	–	–	–	2.05	68.9	–	<20	–
MW-91-320	05/20/25	N	<0.1	<20	–	–	–	--	–	–	–	–	--	–	–	–
MW-91-320	12/04/24	N	<0.1	<10	11.6	–	–	--	–	–	–	1.42	<100	–	<100	–
MW-91-320	04/30/24	N	<0.2	<10	–	–	–	--	–	–	–	–	--	–	–	–
MW-91-320	11/17/23	N	<0.2	<5	11.4	–	–	--	–	–	–	1.46	<50	–	<50	–
MW-91-320	05/17/23	N	<0.2	<5	–	–	–	--	–	–	–	–	--	–	–	–
MW-91-320	12/15/22	N	<0.2	<1	9.7	–	–	--	–	–	–	1.35	48.8	–	<10	–
MW-91-320	06/15/22	N	<0.2	<10	–	–	–	--	–	–	–	–	--	–	–	–
MW-91-320	12/14/21	N	<2	<10	<10	–	–	--	–	–	–	1.42	<100 J	–	<100 J	–
MW-91-320	08/24/21	N	<1	<1	<0.1	77	2.5	410	0.77 J	0.66 J	13	1.50 J	60	89 J	<0.5	7,900
MW-91-320	06/08/21	N	<2	<10	<10	69.1	–	421	–	–	24.1	1.89	41.4	61.5	<10	7,310
MW-91-320	05/26/21	N	<1	<1	<0.1	72	4.7	370	1.90 J	2	28 J	1.70	46 J	76 J	<0.5	8,400
MW-91-320	02/23/21	N	<1	<1	6.2	77	4.4	480 J	0.93	0.81 J	29 J	0.96	56	75 J	<0.5	8,500
MW-91-320	12/08/20	N	<0.2	<1	5.2	91	4	370	0.81 J	0.8 J	29	0.9	54	78	<0.5	6,400 J
MW-91-320	08/20/20	N	<1	<1	6.4	120	4.4	300	0.99	1 J	25	0.98	51	76	<0.5	7,300
MW-91-320	05/19/20	N	<1	<1	<0.5	130	3	390	0.73 J	0.53 J	22	1	43	79 J	<2.5	9,200
MW-91-320	02/26/20	N	<1	3.1	3.1	160 J	3.6	350	0.82 J	0.59 J	24	0.8	39	78 J	<2.5	10,000
MW-91-320	01/28/20	N	<1	<1	<0.5 J	190 J	3.2	310 B	0.55	0.53 J	27 J	0.78 J	39 J	64 J	<2.5	7,600
MW-92-037	06/11/26	N	<0.1	<2	–	–	–	--	–	–	–	–	--	–	–	–
MW-92-037	02/25/26	N	R	<2	25.2	–	–	--	–	–	–	0.0884	18.3	–	<2	–
MW-92-037	05/20/25	N	<0.1	<2	–	–	–	--	–	–	–	–	--	–	–	–
MW-92-037	12/04/24	N	<0.1	<10	20.7	–	–	--	–	–	–	0.102	<100	–	<100	–
MW-92-037	04/30/24	N	<0.2	<10	–	–	–	--	–	–	–	–	--	–	–	–
MW-92-037	11/17/23	N	<0.2	<5	26.5	–	–	--	–	–	–	0.0756	<50	–	<50	–
MW-92-037	05/17/23	N	<0.2	<5	–	–	–	--	–	–	–	–	--	–	–	–
MW-92-037	12/15/22	N	<0.2	<1	23.8	–	–	--	–	–	–	0.0586	13.5	–	<10	–
MW-92-037	06/15/22	N	<0.2	<1	–	–	–	--	–	–	–	–	--	–	–	–
MW-92-037	12/14/21	N	<0.2	<1	22.2 J	–	–	--	–	–	–	0.0327	12.9 J	–	<10 J	–
MW-92-037	08/24/21	N	0.21	<1	19	45	0.51	8.9	0.069 J	0.041 J	1.3	0.022 J	16	5 J	<0.5	330
MW-92-037	06/08/21	N	<0.2	<10	13.7 J	75.9	–	18.8	–	–	2.8	<0.1	<20	3.33	<10	429
MW-92-037	05/26/21	N	0.5	<1	12	99	0.71	19	0.15 J	0.045	2.8 J	0.057	26 J	4.5 J	<2.5	480
MW-92-037	02/23/21	N	<0.2	<1	21	53	0.55	10 J	0.091	<0.02	1.4 J	0.027	16	4.2 J	<0.5	340

Appendix B
January 2020 to June 2026 Analytical Results
Second Quarter 2026 Quarterly Progress Report
Pacific Gas and Electric Company, Topock Compressor Station, Needles, California

Monitoring Well ID	Sample Date	Sample Type	Hexavalent Chromium (µg/L)	Total Dissolved Chromium (µg/L)	Dissolved Arsenic (µg/L)	Dissolved Barium (µg/L)	Dissolved Boron (mg/L)	Dissolved Calcium (mg/L)	Total Iron (mg/L)	Dissolved Iron (mg/L)	Dissolved Magnesium (mg/L)	Dissolved Manganese (mg/L)	Dissolved Molybdenum (µg/L)	Dissolved Potassium (mg/L)	Dissolved Selenium (µg/L)	Dissolved Sodium (mg/L)
MW-92-037	12/08/20	N	<0.2	<1	22	60	0.58	9.5	0.14 J	0.032 J	1.3	0.02	16	3.6	<0.5	300 J
MW-92-037	08/20/20	N	<0.2	<1	25	35	0.59	8.9	0.44	0.056 J	1.3	0.013	17	5.2	<0.5	310
MW-92-037	05/19/20	N	0.25	<1	21	22	0.43	7.6	0.19 J	0.045 J	0.99	0.0094	15	5.1 J	<0.5	390
MW-92-037	02/26/20	N	<1	<1	22	18 J	0.61	7.5	0.33 J	0.053 J	1.1	0.0068	14	5 J	<0.5	300
MW-92-037	01/28/20	N	<0.2	<1	21 J	14 J	0.54	8.1 B	0.34	0.057 J	1.2 J	0.0074 J	14 J	4.1 J	<0.5	290
MW-92-037	12/04/24	FD	<0.1	<10	21	--	--	--	--	--	--	0.102	<100	--	<100	--
MW-92-037	12/15/22	FD	<0.2	<1	24.1	--	--	--	--	--	--	0.0586	13.3	--	<10	--
MW-92-037	05/26/21	FD	0.49	<1	12	97	0.82	19	0.2 J	0.042	3.2 J	0.057	25 J	4.3 J	<0.5	440
MW-92-072	06/11/26	N	<0.1	<2	--	--	--	--	--	--	--	--	--	--	--	--
MW-92-072	02/25/26	N	R	<2	17.7	--	--	--	--	--	--	0.0307	22.9	--	<2	--
MW-92-072	05/20/25	N	<0.1	<2	--	--	--	--	--	--	--	--	--	--	--	--
MW-92-072	12/04/24	N	<0.1	<10	14.4	--	--	--	--	--	--	<0.1	<100	--	<100	--
MW-92-072	04/30/24	N	<0.2	<10	--	--	--	--	--	--	--	--	--	--	--	--
MW-92-072	11/17/23	N	<0.2	<5	17.8	--	--	--	--	--	--	<0.05	<50	--	<50	--
MW-92-072	05/17/23	N	<0.2	<5	--	--	--	--	--	--	--	--	--	--	--	--
MW-92-072	12/15/22	N	<0.2	<1	17.5	--	--	--	--	--	--	0.022	20.3	--	<10	--
MW-92-072	06/15/22	N	<0.2	<1	--	--	--	--	--	--	--	--	--	--	--	--
MW-92-072	12/14/21	N	<0.2	<1	17.1 J	--	--	--	--	--	--	0.0194	19 J	--	<10 J	--
MW-92-072	08/24/21	N	<0.2	<1	16	72	0.59	16	0.032 J	<0.02 J	1.4	0.014 J	23	14 J	<0.5	540
MW-92-072	06/08/21	N	<0.2	<10	17.6 J	63.3	--	19.5	--	--	1.54	<0.1	<20	8.45	<10	456
MW-92-072	05/26/21	N	<0.2	<1	16	65	0.72	16	0.026 J	<0.02	1.5 J	0.014	22 J	8.7 J	<0.5	450
MW-92-072	02/23/21	N	<0.2	<1	17	69	0.57	16 J	0.03	0.022 J	1.4 J	0.017	21	8.8 J	0.8	420
MW-92-072	12/08/20	N	<0.2	<1	17	71	0.69	15	0.035 J	<0.02	1.5	0.016	21	8.5	0.7	380 J
MW-92-072	08/20/20	N	<0.2	<1	19	60	0.91	16	0.11	0.058 J	1.7	0.012	24	9.7	0.61	450
MW-92-072	05/19/20	N	<0.2	<1	17	53	0.56	14	0.08 J	0.04 J	1.2	0.011 J	22	9.2 J	0.57	450
MW-92-072	02/26/20	N	<0.2	<1	18	54 J	0.75	17	0.11 J	0.027 J	1.3	0.013	21	8.9 J	0.58	460
MW-92-072	01/28/20	N	<0.2	<1	17 J	60 J	0.64	15 B	0.079	0.089 J	1.4 J	0.014 J	20 J	8.1 J	0.61	410
MW-92-072	06/11/26	FD	<0.1	<2	--	--	--	--	--	--	--	--	--	--	--	--
MW-92-072	05/20/25	FD	<0.1	<2	--	--	--	--	--	--	--	--	--	--	--	--
MW-92-072	05/19/20	FD	<0.2	<1	17	55	0.54	14	0.068 J	0.068 J	1.2	0.017 J	22	9.4 J	<0.5	450
MW-92-072	01/28/20	FD	<0.2	<1	17 J	62 J	0.66	15 B	0.085	0.094 J	1.5 J	0.015 J	20 J	7.8 J	0.56	410
MW-92-102	06/11/26	N	2.1 J	2.81	--	--	--	--	--	--	--	--	--	--	--	--
MW-92-102	02/25/26	N	7.49 J	8.43	19.4	--	--	--	--	--	--	<0.005	34.6	--	<2	--
MW-92-102	05/20/25	N	3.34	3.61	--	--	--	--	--	--	--	--	--	--	--	--
MW-92-102	12/04/24	N	8.91	873	21.5	--	--	--	--	--	--	0.616	<100	--	<100	--
MW-92-102	04/30/24	N	3.23	<10	--	--	--	--	--	--	--	--	--	--	--	--
MW-92-102	11/17/23	N	7.09	8.83	21	--	--	--	--	--	--	<0.05	<50	--	<50	--
MW-92-102	05/17/23	N	5.12	6.06	--	--	--	--	--	--	--	--	--	--	--	--
MW-92-102	12/15/22	N	5.16	5.99	20.4	--	--	--	--	--	--	<0.01	37	--	<10	--
MW-92-102	06/15/22	N	3.93	3.87	--	--	--	--	--	--	--	--	--	--	--	--
MW-92-102	12/14/21	N	4.85	5.18 J	18.7 J	--	--	--	--	--	--	<0.01	33.3 J	--	<10 J	--
MW-92-102	08/24/21	N	1	1.3	0.55 J	4.8 J	0.77	16	<0.02 J	<0.02 J	1.1	<0.0005 J	1.5 J	11 J	<0.5	560
MW-92-102	06/08/21	N	<0.2	<10	11.6 J	74.7	--	22.2	--	--	1.53	<0.1	38.1	9.88	<10	706
MW-92-102	05/26/21	N	0.3	<1	13	86	1.1	18	0.05 J	0.058	1.5 J	0.01	48 J	10 J	<0.5	710
MW-92-102	02/23/21	N	2.9	2.9	15	95	0.81	18 J	0.038	0.033 J	1.2 J	0.0051	42	10 J	0.82	770
MW-92-102	12/08/20	N	1.3	1.4	18	100	1	15	0.18 J	0.03 J	1.3	0.0067	46	11	0.74	660 J
MW-92-102	08/20/20	N	<0.2	<1	10	120	0.98	19	0.31	0.031 J	1.8	0.0097	47	12	<0.5	760
MW-92-102	05/19/20	N	<0.2	<1	9.4	110	0.83	20	0.19 J	0.033 J	1.8	0.01	42	13 J	<0.5	840
MW-92-102	02/26/20	N	<0.2	<1	10	110 J	1.1	22	0.31 J	0.087 J	1.5	0.0084	41	12 J	<0.5	820
MW-92-102	01/28/20	N	<0.2	<1	9.9 J	120 J	0.91	17 B	0.058	0.03 J	1.6 J	0.0096 J	42 J	10 J	0.57	700
MW-92-102	08/24/21	FD	1	1.1	14 J	85 J	0.77	17	0.043 J	<0.02 J	1.2	0.005 J	45 J	13 J	0.77	700

Appendix B
January 2020 to June 2026 Analytical Results
Second Quarter 2026 Quarterly Progress Report
Pacific Gas and Electric Company, Topock Compressor Station, Needles, California

Monitoring Well ID	Sample Date	Sample Type	Hexavalent Chromium (µg/L)	Total Dissolved Chromium (µg/L)	Dissolved Arsenic (µg/L)	Dissolved Barium (µg/L)	Dissolved Boron (mg/L)	Dissolved Calcium (mg/L)	Total Iron (mg/L)	Dissolved Iron (mg/L)	Dissolved Magnesium (mg/L)	Dissolved Manganese (mg/L)	Dissolved Molybdenum (µg/L)	Dissolved Potassium (mg/L)	Dissolved Selenium (µg/L)	Dissolved Sodium (mg/L)
MW-92-102	06/08/21	FD	<0.2	<10	11.1 J	76.2	--	22	--	--	1.55	<0.1	37.4	9.89	<10	695
MW-92-122	06/11/26	N	<0.1	<2	--	--	--	--	--	--	--	--	--	--	--	--
MW-92-122	02/25/26	N	R	<10	13	--	--	--	--	--	--	0.182	210	--	<10	--
MW-92-122	05/20/25	N	<0.1	<10	--	--	--	--	--	--	--	--	--	--	--	--
MW-92-122	12/04/24	N	<0.1	<10	<10	--	--	--	--	--	--	0.252	166	--	<100	--
MW-92-122	04/30/24	N	<0.2	<10	--	--	--	--	--	--	--	--	--	--	--	--
MW-92-122	11/17/23	N	<0.2	<5	12.6	--	--	--	--	--	--	0.233	207	--	<50	--
MW-92-122	05/17/23	N	<0.2	<5	--	--	--	--	--	--	--	--	--	--	--	--
MW-92-122	12/15/22	N	<0.2	<1	10.9	--	--	--	--	--	--	0.184	195	--	<10	--
MW-92-122	06/15/22	N	<0.2	<10	--	--	--	--	--	--	--	--	--	--	--	--
MW-92-122	12/14/21	N	<1	<10	10.4 J	--	--	--	--	--	--	0.188	180 J	--	<100 J	--
MW-92-122	08/24/21	N	<1	<1	<0.1	100	2.4	77	0.16 J	0.16 J	3.5	0.19 J	210	46 J	<0.5	4,400
MW-92-122	06/08/21	N	<1	<10	<10	98.1	--	80	--	--	4.76	0.188	174	30.4	<10	3,270
MW-92-122	05/26/21	N	<1	<1	2.3	96	3.3	60	0.23 J	0.19	4.5 J	0.17	200 J	28 J	<0.5	3,200
MW-92-122	02/23/21	N	<1	<1	3.1	93	3.8	85 J	0.66	0.2 J	6.2 J	0.14	200	34 J	<0.5	3,800
MW-92-122	12/08/20	N	<1	<1	5.3	88	2.4	55	0.49 J	0.14 J	4.8	0.13	230	41	<0.5	2,900 J
MW-92-122	08/20/20	N	<1	3.8	3.8	96	2.9	76	2.40	0.27 J	7	0.17	230	36	<0.5	3,200
MW-92-122	05/19/20	N	<1	<1	1.9	93	2.6	65	0.33 J	0.27 J	4.7	0.15	230	37 J	<0.5	4,300
MW-92-122	02/26/20	N	<1	<1	4.4	91 J	3.2	71	0.44 J	0.14 J	3.9	0.2	220	30 J	<0.5	3,300
MW-92-122	01/28/20	N	<1	<1	4.6 J	92 J	3.5	59 B	0.25	0.28 J	5.4 J	0.19 J	210 J	31 J	<2.5	4,000
MW-93-050	06/18/26	N	25	28	--	--	--	--	--	--	--	--	--	--	--	--
MW-93-050	01/12/26	N	22	21	--	--	--	--	--	--	--	--	--	--	--	--
MW-93-050	11/25/25	N	18	16	0.45	--	--	--	--	--	--	0.035 J	--	--	--	--
MW-93-050	05/14/25	N	10	8	--	--	--	--	--	--	--	--	--	--	--	--
MW-93-050	11/26/24	N	28	26	1.5	--	--	--	--	--	--	0.0097	--	--	--	--
MW-93-050	05/13/24	N	18	18	--	--	--	--	--	--	--	--	--	--	--	--
MW-93-050	11/16/23	N	14	14 J	<0.1	--	--	--	--	--	--	0.2	--	--	--	--
MW-93-050	05/25/23	N	21	21	--	--	--	--	--	--	--	--	--	--	--	--
MW-93-050	11/29/22	N	24 J	23 J	1.3	--	--	--	--	--	--	<0.0005 J	--	--	--	--
MW-93-050	06/23/22	N	19	18	--	--	--	--	--	--	--	--	--	--	--	--
MW-93-050	12/13/21	N	17	19	<0.1	--	--	--	--	--	--	0.0053	--	--	--	--
MW-93-050	08/19/21	N	12	13	<0.1	58 J	0.5	140 J	0.18 J	0.046	35 J	0.0015	22	9.5	1.5	580 J
MW-93-050	05/18/21	N	12 J	11	<0.1 J	54	0.49	120	0.24 J	<0.02 J	28 J	<0.0005	30	8.2 J	1.6	500 J
MW-93-050	02/15/21	N	8.3	8	<0.1 J	60	0.5	100	0.51 J	0.026	29 J	0.0055 J	23 J	8.7 J	1.4	690 J
MW-93-050	12/09/20	N	7.9	7.4	<0.1	59	0.82	130	0.14	<0.02	31	0.0033	26	6.8	1.4	610
MW-93-050	11/16/20	N	6.3	6.2 J	<0.1	53	1	110 J	1	<0.02	32	0.0051	28	11	1.8	680
MW-93-050	10/21/20	N	4.5	4.5	1.2	66	0.73	130 J	0.11	0.06	33	0.0049	25	14	1.7	830
MW-93-050	09/29/20	N	3.5	3.6	<0.1	70	0.51 J	140 J	0.21 J	0.072 J	37 J	0.0024	24	7.6 J	1.5	690 J
MW-93-050	08/19/20	N	3.2 J	3.2	<0.1	70	0.54	130 J	0.48	<0.02	38	0.038	25	11	1.3	840
MW-93-050	07/21/20	N	0.81	1	<0.1 J	65	0.58	130	0.18	<0.02 J	33	0.17	27	11 J	1.2	790
MW-93-050	06/18/20	N	2.2	2.4	0.71 J	42	0.62	91	0.65 J	0.12	27 J	0.59	38	9	1.6	580
MW-93-050	06/03/20	N	0.29	<1	--	--	--	--	--	--	--	--	--	--	--	--
MW-93-050	05/13/24	FD	18	20	--	--	--	--	--	--	--	--	--	--	--	--
MW-93-213	06/18/26	N	17	17	--	--	--	--	--	--	--	--	--	--	--	--
MW-93-213	11/25/25	N	7.6	8	<0.1	--	--	--	--	--	--	0.014	--	--	--	--
MW-93-213	05/14/25	N	6	6.2	--	--	--	--	--	--	--	--	--	--	--	--
MW-93-213	11/26/24	N	<1	<1	1.6	--	--	--	--	--	--	0.076	--	--	--	--
MW-93-213	05/13/24	N	17	17	--	--	--	--	--	--	--	--	--	--	--	--
MW-93-213	11/16/23	N	4.1	4.2 J	<0.1	--	--	--	--	--	--	0.026	--	--	--	--
MW-93-213	05/25/23	N	4.5	4.1	--	--	--	--	--	--	--	--	--	--	--	--
MW-93-213	11/29/22	N	<1	<1 J	<0.1	--	--	--	--	--	--	0.1 J	--	--	--	--

Appendix B
January 2020 to June 2026 Analytical Results
Second Quarter 2026 Quarterly Progress Report
Pacific Gas and Electric Company, Topock Compressor Station, Needles, California

Monitoring Well ID	Sample Date	Sample Type	Hexavalent Chromium (µg/L)	Total Dissolved Chromium (µg/L)	Dissolved Arsenic (µg/L)	Dissolved Barium (µg/L)	Dissolved Boron (mg/L)	Dissolved Calcium (mg/L)	Total Iron (mg/L)	Dissolved Iron (mg/L)	Dissolved Magnesium (mg/L)	Dissolved Manganese (mg/L)	Dissolved Molybdenum (µg/L)	Dissolved Potassium (mg/L)	Dissolved Selenium (µg/L)	Dissolved Sodium (mg/L)
MW-93-213	06/23/22	N	<1	1.6	--	--	--	--	--	--	--	--	--	--	--	--
MW-93-213	12/13/21	N	4.7	6.8	<0.1	--	--	--	--	--	--	0.14	--	--	--	--
MW-93-213	08/19/21	N	<1	1.5	<0.1	55 J	0.84	320 J	0.13 J	0.025	55 J	0.25	66	18	0.99	3,300 J
MW-93-213	05/18/21	N	<1	<1	<0.1 J	55	0.92	260	0.11 J	0.025 J	40 J	0.33	71	19 J	1.3	3,000 J
MW-93-213	02/15/21	N	4.7	5.8	<0.1 J	50	0.8	230	0.59 J	0.066	59 J	0.14 J	69 J	27 J	1.2	2,700
MW-93-213	12/09/20	N	8.3	7.8	<0.1	56	0.85	260	0.59	<0.02	60	0.17	68	18	1	2,400
MW-93-213	11/16/20	N	2	2.8 J	<0.1	64	1.4	270 J	1.10	0.057 J	65	0.33	68	26	1.2	3,100
MW-93-213	10/21/20	N	4.3	4.6	1	69	1.3	260 J	0.13	0.048	57	0.42	71	35	1.3	4,200
MW-93-213	09/29/20	N	<1	<1	0.62	90	0.65 J	130 J	0.59 J	0.36 J	40 J	0.84	99	19 J	<0.5	2,300 J
MW-93-213	08/19/20	N	<1	2.6	<0.1	96	1.8	350 J	4.90	0.88 J	56	0.83	77	22	0.91	3,300
MW-93-213	07/21/20	N	<1	<1	<0.1 J	110	1.1	280	0.43	0.095 J	52	1	80	22 J	0.8	4,000
MW-93-213	06/18/20	N	<1	<1	4.4 J	99	1	230	2.60 J	0.41	43 J	0.85	89	20	<0.5	2,400
MW-93-213	06/04/20	N	<1	<1	--	--	--	--	--	--	--	--	--	--	--	--
MW-93-213	02/15/21	FD	4.7	5.6	<0.1 J	53	0.78	240	0.39 J	0.095	59 J	0.15 J	70 J	24 J	1.1	2,700
MW-95-113	06/17/26	N	3.3	3.4	--	--	--	--	--	--	--	--	--	--	--	--
MW-95-113	12/18/25	N	2.9	2.4	1.3	--	--	--	--	--	--	0.0085	3.5	--	4.2	--
MW-95-113	05/29/25	N	3.8	3.8	--	--	--	--	--	--	--	--	--	--	--	--
MW-95-113	11/25/24	N	2.6	2.8	1.7	--	--	--	--	--	--	0.02	3.8	--	4.9	--
MW-95-113	05/16/24	N	3.4	3.4	--	--	--	--	--	--	--	--	--	--	--	--
MW-95-113	12/14/23	N	2.6	3.4	1.5 J	--	--	--	--	--	--	0.0091	4.3	--	5.1	--
MW-95-113	06/01/23	N	3.7	4.3	--	--	--	--	--	--	--	--	--	--	--	--
MW-95-113	02/20/23	N	1.6	1.8	--	--	--	--	--	--	--	--	--	--	--	--
MW-95-113	12/08/22	N	1.2	1.8 J	1.3	--	--	--	--	--	--	0.05 J	4.2	--	5.1	--
MW-95-113	06/22/22	N	3.5	3.7	--	--	--	--	--	--	--	--	--	--	--	--
MW-95-113	12/08/21	N	0.95	2.5	1.4	--	--	--	--	--	--	0.13 J	4.3	--	5.3	--
MW-95-113	08/25/21	N	2.1	2.3	0.97	44	0.24	80	0.82 J	0.031 J	21	0.018 J	4	12 J	4.7	160
MW-95-113	05/19/21	N	0.82	1.6	2.2	46	0.22	110	1 J	0.18	26 J	0.25	4.1	10 J	5	160
MW-95-113	02/25/21	N	1.6	1.6	0.84	42	0.23	94	3 J	<0.02	23	0.019	4.2	8.4 J	4.8	180 J
MW-95-113	12/15/20	N	<0.2	<1	1.1	35	0.17	72 J	3.50 J	0.12 J	22	0.13	6.4	9.6	3.8	130
MW-95-113	11/18/20	N	1.6	1.7 J	0.93	39	0.37	88 J	0.75	0.12 J	27	0.0024	4.6	10	4.8	140
MW-95-113	10/20/20	N	1.4	2.1	0.87 J	40	0.25	89	0.95 J	0.9 J	23 J	0.017	3.9	13 J	5.4	140
MW-95-113	09/30/20	N	1.4	1.6	0.51	42	0.31	100	2.10	0.11 J	30 J	0.019	4.5	9.7	5.2 J	140
MW-95-113	08/19/20	N	0.76	1.8	0.71	42	0.31	96 J	2.80	0.66 J	27	0.04	4.9	12	5.3	150
MW-95-113	07/21/20	N	0.44	1.2	0.59 J	40	0.26	100	0.19	0.049 J	26	0.049	6.4	10 J	5.5	140
MW-95-113	06/18/20	N	0.32	<1	0.62 J	38	0.28	97	0.8 J	0.097	26 J	0.22	9	10	4.9	140
MW-95-113	06/10/20	N	<0.2	--	--	--	--	--	--	--	--	--	--	--	--	--
MW-95-113	12/14/23	FD	2.6	3.2	1.5 J	--	--	--	--	--	--	0.0096	4.1	--	5.3	--
MW-95-113	12/08/22	FD	1.2	1.3 J	1.2	--	--	--	--	--	--	0.071 J	4.3	--	5.2	--
MW-95-157	06/17/26	N	12	11	--	--	--	--	--	--	--	--	--	--	--	--
MW-95-157	12/18/25	N	13	12	<0.1	--	--	--	--	--	--	0.001	5.3	--	6.3	--
MW-95-157	05/29/25	N	9	8.9	--	--	--	--	--	--	--	--	--	--	--	--
MW-95-157	11/25/24	N	8.6	8.8	0.9	--	--	--	--	--	--	0.0012	9.1	--	6.7	--
MW-95-157	05/16/24	N	13	13	--	--	--	--	--	--	--	--	--	--	--	--
MW-95-157	12/14/23	N	10	13	<0.1 J	--	--	--	--	--	--	0.0046	15	--	5.7	--
MW-95-157	06/01/23	N	7.6	8.1	--	--	--	--	--	--	--	--	--	--	--	--
MW-95-157	12/08/22	N	6.5	6.7 J	0.21	--	--	--	--	--	--	0.00091	10	--	5.9	--
MW-95-157	06/22/22	N	3.7	7.1 J	--	--	--	--	--	--	--	--	--	--	--	--
MW-95-157	12/08/21	N	8.6	11	<0.1	--	--	--	--	--	--	0.0057 J	3.8	--	6.5	--
MW-95-157	08/25/21	N	8.7	9.9	<0.1	75	0.49	280	0.079 J	0.056 J	57	0.002 J	4.1	27 J	7	910
MW-95-157	05/19/21	N	9.9	9.3	<0.1	81	0.53	330	0.043 J	<0.02	65 J	0.0085	4.8	20 J	6.7	650
MW-95-157	02/25/21	N	7.8	7.6	<0.1	89	0.54	290	0.25 J	0.031	62	0.016	5	18 J	6.3	670 J

Appendix B
January 2020 to June 2026 Analytical Results
Second Quarter 2026 Quarterly Progress Report
Pacific Gas and Electric Company, Topock Compressor Station, Needles, California

Monitoring Well ID	Sample Date	Sample Type	Hexavalent Chromium (µg/L)	Total Dissolved Chromium (µg/L)	Dissolved Arsenic (µg/L)	Dissolved Barium (µg/L)	Dissolved Boron (mg/L)	Dissolved Calcium (mg/L)	Total Iron (mg/L)	Dissolved Iron (mg/L)	Dissolved Magnesium (mg/L)	Dissolved Manganese (mg/L)	Dissolved Molybdenum (µg/L)	Dissolved Potassium (mg/L)	Dissolved Selenium (µg/L)	Dissolved Sodium (mg/L)
MW-95-157	12/15/20	N	5.5	5.6	<0.1	93	0.62	290 J	0.099 J	<0.02	62	0.027	5.7	18	5.7	710
MW-95-157	11/18/20	N	<0.2	1.7 J	1.3	300	0.68 J	200 J	0.033	0.36 J	64	1.10	3.5 J	23	0.55	580
MW-95-157	10/20/20	N	<0.2	<1	1.4 J	260	0.61	240	0.77 J	0.32 J	61 J	1	4.7	36 J	<0.5	1,100
MW-95-157	09/30/20	N	4.1	4.8	<0.1	110	0.64	270	0.076	0.044 J	72 J	0.038	6.8	17	7.7 J	630
MW-95-157	08/19/20	N	4.2 J	4	<0.1	120	0.67	250 J	0.66	0.027 J	72	0.087	7.4	18	6.3	710
MW-95-157	07/21/20	N	2.3	2.6	<0.1 J	150	0.6	300	0.2	<0.02 J	67	0.16	8.5	19 J	6.3	720
MW-95-157	06/25/20	N	0.63	16	<0.1	230	0.6	310	5	0.27	70	1.10	14	19	5.4	700
MW-95-157	06/09/20	N	<0.2	--	--	--	--	--	--	--	--	--	--	--	--	--
MW-95-157	11/18/20	FD	<0.2	3.4 J	1.5	270	0.87 J	230 J	<0.02	0.45 J	71	1	5 J	23	0.63	540
MW-96-045	05/21/26	N	<1	<1	--	--	--	--	--	--	--	--	--	--	--	--
MW-96-045	02/19/26	N	<1	--	--	--	--	--	--	--	--	--	--	--	--	--
MW-96-045	12/18/25	N	<1	<1	--	--	--	--	--	--	--	--	--	--	--	--
MW-96-045	08/21/25	N	<1	--	--	--	--	--	--	--	--	--	--	--	--	--
MW-96-045	05/28/25	N	<1	<1	--	--	--	--	--	--	--	--	--	--	--	--
MW-96-045	02/20/25	N	<1	--	--	--	--	--	--	<0.02	--	--	--	--	--	--
MW-96-045	11/26/24	N	<1	<1	--	--	--	--	--	<0.02	--	--	--	--	--	--
MW-96-045	08/21/24	N	<1	--	--	--	--	--	--	<0.02	--	--	--	--	--	--
MW-96-045	05/14/24	N	<1	<1	--	--	--	--	--	<0.02	--	--	--	--	--	--
MW-96-045	02/22/24	N	<1	--	--	--	--	--	--	--	--	--	--	--	--	--
MW-96-045	11/16/23	N	<1	<1	--	--	--	--	--	--	--	--	--	--	--	--
MW-96-045	08/15/23	N	<0.2	--	--	--	--	--	--	--	--	--	--	--	--	--
MW-96-045	05/23/23	N	<0.2	<1	--	--	--	--	--	--	--	--	--	--	--	--
MW-96-045	02/22/23	N	<1	--	--	--	--	--	--	--	--	--	--	--	--	--
MW-96-045	11/17/22	N	<1	<1	--	--	--	--	--	--	--	--	--	--	--	--
MW-96-045	08/11/22	N	<1	--	--	--	--	--	--	--	--	--	--	--	--	--
MW-96-045	06/09/22	N	<0.2	<1 J	--	--	--	--	--	--	--	--	--	--	--	--
MW-96-045	03/02/22	N	<0.2	--	--	--	--	--	--	--	--	--	--	--	--	--
MW-96-045	12/15/21	N	<1	1.5	--	--	--	--	--	--	--	--	--	--	--	--
MW-96-045	08/19/21	N	<0.2	<1	<0.1	47 J	1.6	140 J	0.52 J	0.044	58 J	0.094	93	7.7	1.1	2,600 J
MW-96-045	06/09/21	N	<0.2	<1	3.5	52	1.6 J	180	1.60 J	0.032 J	33	1	78	7.3 J	0.6	2,400
MW-96-045	05/18/21	N	<0.2	<1	<0.1 J	56	1.3	150	3.10 J	0.091 J	31 J	1.20	72	6.1 J	0.67	1,700 J
MW-96-045	04/26/21	N	<0.2	<1	<0.1	56	1.4	150	0.84	0.1	34	1.20	79	7.4	0.71	1,800
MW-96-045	03/17/21	N	<1	<1	3.4	57	1.8 J	160	2.40 J	0.067 J	32 J	1	91	7.7	0.81	2,000
MW-96-045	02/17/21	N	<1	<1	<0.1	30	1.8	83	0.56 J	0.047 J	80	0.59	110	12 J	0.71	2,000
MW-96-045	01/26/21	N	<1	<1	<0.1 J	34	2.5	92 J	2.70	0.13 J	140	0.81	110	15 J	0.81	2,300 J
MW-96-045	12/02/20	N	<0.2	<1	4.1	38	2.3 J	80 J	0.89	0.085 J	83 J	0.68	110	8.7 J	0.91	2,100
MW-96-045	11/17/20	N	<1	<1 J	1.1	39	2.9	90 J	4.50	0.067 J	110	0.64	120	13	0.55	2,400
MW-96-045	10/21/20	N	<0.2	<1	6.1	51	2.3	79 J	2.30	0.25	75	0.82	130	23	<0.5	2,300
MW-96-045	09/22/20	N	<0.2	<1	--	--	--	--	--	--	--	--	--	--	--	--
MW-96-045	12/15/21	FD	<1	<1	--	--	--	--	--	--	--	--	--	--	--	--
MW-96-045	12/02/20	FD	<0.2	<1	4.1	39	3.6 J	85 J	0.79	<0.1	72 J	0.69	110	6.2 J	0.79	1,900
MW-96-217	05/21/26	N	2	3.1	--	--	--	--	--	--	--	--	--	--	--	--
MW-96-217	02/19/26	N	2	--	--	--	--	--	--	--	--	--	--	--	--	--
MW-96-217	12/18/25	N	<1	1.1	--	--	--	--	--	--	--	--	--	--	--	--
MW-96-217	08/21/25	N	2.5	--	--	--	--	--	--	--	--	--	--	--	--	--
MW-96-217	05/28/25	N	3.3	3.6	--	--	--	--	--	--	--	--	--	--	--	--
MW-96-217	02/20/25	N	1.2	--	--	--	--	--	--	--	--	--	--	--	--	--
MW-96-217	11/26/24	N	1.1	1.6	--	--	--	--	--	--	--	--	--	--	--	--
MW-96-217	08/21/24	N	1.3	--	--	--	--	--	--	--	--	--	--	--	--	--
MW-96-217	05/14/24	N	<1	1.1	--	--	--	--	--	--	--	--	--	--	--	--
MW-96-217	02/22/24	N	<1	--	--	--	--	--	--	--	--	--	--	--	--	--

Appendix B
January 2020 to June 2026 Analytical Results
Second Quarter 2026 Quarterly Progress Report
Pacific Gas and Electric Company, Topock Compressor Station, Needles, California

Monitoring Well ID	Sample Date	Sample Type	Hexavalent Chromium (µg/L)	Total Dissolved Chromium (µg/L)	Dissolved Arsenic (µg/L)	Dissolved Barium (µg/L)	Dissolved Boron (mg/L)	Dissolved Calcium (mg/L)	Total Iron (mg/L)	Dissolved Iron (mg/L)	Dissolved Magnesium (mg/L)	Dissolved Manganese (mg/L)	Dissolved Molybdenum (µg/L)	Dissolved Potassium (mg/L)	Dissolved Selenium (µg/L)	Dissolved Sodium (mg/L)
MW-96-217	11/16/23	N	<1	<1	–	–	–	--	–	–	–	–	--	–	–	–
MW-96-217	08/15/23	N	<1	–	–	–	–	--	–	–	–	–	--	–	–	–
MW-96-217	05/23/23	N	<1	<1	–	–	–	--	–	–	–	–	--	–	–	–
MW-96-217	02/22/23	N	<1	–	–	–	–	--	–	–	–	–	--	–	–	–
MW-96-217	11/17/22	N	<1	<1	–	–	–	--	–	–	–	–	--	–	–	–
MW-96-217	08/11/22	N	<1	–	–	–	–	--	–	–	–	–	--	–	–	–
MW-96-217	06/09/22	N	<1	<1 J	–	–	–	--	–	–	–	–	--	–	–	–
MW-96-217	03/02/22	N	<1	–	–	–	–	--	–	–	–	–	--	–	–	–
MW-96-217	12/15/21	N	<1	<1	–	–	–	--	–	–	–	–	--	–	–	–
MW-96-217	08/19/21	N	<1	<1	<0.1	47 J	0.93	490 J	0.078 J	<0.02	49 J	0.51	59	22	<0.5	3,800 J
MW-96-217	06/09/21	N	<1	<1	1.8	48	1.2 J	570	0.12 J	<0.1	53	0.48	57	33 J	<0.5	4,900
MW-96-217	05/18/21	N	<1	<1	<0.1 J	56	1	670	0.061 J	0.079 J	42 J	0.61	62	26 J	<0.5	4,700 J
MW-96-217	04/26/21	N	<1	<1	<0.1	63	1.7	610	0.13	<0.1	62	0.69	64	27	<0.5	4,600
MW-96-217	03/17/21	N	<1	<1	1.8	64	1.4 J	550	0.12 J	<0.1	51 J	0.93	65	30	<0.5	4,500
MW-96-217	02/17/21	N	<1	<1	<0.1	69	0.97	310	0.37 J	0.053 J	46	0.83	66	35 J	<0.5	4,600
MW-96-217	01/26/21	N	<1	<1	<0.1 J	85	1.4	290 J	0.46	0.18 J	47	0.78	68	37 J	0.73	4,200 J
MW-96-217	12/02/20	N	<1	1.4	1.5	110	1.5 J	300 J	0.62	0.22 J	52 J	1.20	74	35 J	<0.5	3,400
MW-96-217	11/17/20	N	<1	2.6 J	<0.1	130	1.7	290 J	0.87	0.4 J	48	1.50	75	36	<0.5	3,900
MW-96-217	10/21/20	N	<1	1.8	1.9	120	1.7	340 J	1.10	0.73	49	1.60	73	64	<0.5	5,200
MW-96-217	09/16/20	N	<1	<1	–	–	–	--	–	–	–	–	--	–	–	–
MW-97-042	06/17/26	N	32	30	–	–	–	--	–	–	–	–	--	–	–	–
MW-97-042	02/23/26	N	34	–	–	–	–	--	–	–	–	–	--	–	–	–
MW-97-042	11/24/25	N	46	44	–	–	–	--	–	–	–	–	--	–	–	–
MW-97-042	08/25/25	N	23	–	–	–	–	--	–	–	–	–	--	–	–	–
MW-97-042	05/13/25	N	17	18	–	–	–	--	–	–	–	–	--	–	–	–
MW-97-042	02/17/25	N	15	–	–	–	–	--	–	<0.02	–	–	--	–	–	–
MW-97-042	11/26/24	N	60	58	–	–	–	--	–	0.024	–	–	--	–	–	–
MW-97-042	08/19/24	N	47	–	–	–	–	--	–	<0.02	–	–	--	–	–	–
MW-97-042	05/14/24	N	19	18	–	–	–	--	–	0.023	–	–	--	–	–	–
MW-97-042	02/16/24	N	21	–	–	–	–	--	–	–	–	–	--	–	–	–
MW-97-042	11/16/23	N	120	120	–	–	–	--	–	–	–	–	--	–	–	–
MW-97-042	08/21/23	N	100	–	–	–	–	--	–	–	–	–	--	–	–	–
MW-97-042	05/24/23	N	20	23	–	–	–	--	–	–	–	–	--	–	–	–
MW-97-042	02/23/23	N	26	–	–	–	–	--	–	–	–	–	--	–	–	–
MW-97-042	11/14/22	N	140	130	–	–	–	--	–	–	–	–	--	–	–	–
MW-97-042	08/22/22	N	21	–	–	–	–	--	–	–	–	–	--	–	–	–
MW-97-042	06/07/22	N	20	19	–	–	–	--	–	–	–	–	--	–	–	–
MW-97-042	03/02/22	N	6.7	–	–	–	–	--	–	–	–	–	--	–	–	–
MW-97-042	12/13/21	N	4.4	6	–	–	–	--	–	–	–	–	--	–	–	–
MW-97-042	08/17/21	N	3.3	3.4	1.6	61	0.57	120	0.17 J	0.045	21 J	0.11	16	8.9 J	<0.5	610 J
MW-97-042	06/09/21	N	2.1	2.4	3.1	82	0.58 J	180	0.042 J	0.025 J	29	0.16	13	11 J	0.7	650
MW-97-042	05/17/21	N	3.1	3.4	0.84	100	0.51	180	0.56	0.038	27	0.24	9	9.3 J	0.87	590 J
MW-97-042	04/26/21	N	1.4	1.6	1.5	96	0.46	170	0.19	0.022	31	0.33	9.9	11	0.8	620
MW-97-042	03/17/21	N	<0.8	1	3.2	71	0.55 J	140	0.25 J	0.13 J	25 J	0.45	12	11	0.8	630
MW-97-042	02/15/21	N	0.25	<1	2.9 J	59	0.38	78	0.41 J	0.077	20 J	0.38 J	18 J	8.3 J	0.63	500
MW-97-042	01/26/21	N	11	13	4.7 J	24	0.62	38 J	0.57 J	0.11 J	10	0.19	31	6.9 J	1.5	490 J
MW-97-042	12/10/20	N	<0.2	<1	6.1	26	0.54	44 J	1.60 J	0.32 J	13	0.29	34	7.7	0.55	570
MW-97-042	11/17/20	N	<0.2	<1 J	5.5	25	1.1	40 J	0.22	<0.1	11	0.28	42	9.5	1.3	610
MW-97-042	10/27/20	N	<0.2	<1	–	–	–	--	–	–	–	–	--	–	–	–
MW-97-042	04/26/21	FD	1.4	1.8	1.4	95	0.51	170	0.26	0.13	28	0.33	9.6	10	0.72	620
MW-97-042	03/17/21	FD	<0.83	1.2	3.5	74	0.5 J	140	0.24 J	0.085 J	24 J	0.47	13	11	0.76	600

Appendix B
January 2020 to June 2026 Analytical Results
Second Quarter 2026 Quarterly Progress Report
Pacific Gas and Electric Company, Topock Compressor Station, Needles, California

Monitoring Well ID	Sample Date	Sample Type	Hexavalent Chromium (µg/L)	Total Dissolved Chromium (µg/L)	Dissolved Arsenic (µg/L)	Dissolved Barium (µg/L)	Dissolved Boron (mg/L)	Dissolved Calcium (mg/L)	Total Iron (mg/L)	Dissolved Iron (mg/L)	Dissolved Magnesium (mg/L)	Dissolved Manganese (mg/L)	Dissolved Molybdenum (µg/L)	Dissolved Potassium (mg/L)	Dissolved Selenium (µg/L)	Dissolved Sodium (mg/L)
MW-97-042	01/26/21	FD	12	14	4.7 J	22	0.62	38 J	1.40 J	0.031 J	10	0.2	32	6.5 J	1.5	480 J
MW-97-202	06/17/26	N	<1	1.6	–	–	–	--	–	–	–	–	--	–	–	–
MW-97-202	02/23/26	N	<1	–	–	–	–	--	–	–	–	–	--	–	–	–
MW-97-202	11/24/25	N	<1	6.1	–	–	–	--	–	–	–	–	--	–	–	–
MW-97-202	08/25/25	N	3.6	–	–	–	–	--	–	–	–	–	--	–	–	–
MW-97-202	05/13/25	N	<1	3.9	–	–	–	--	–	–	–	–	--	–	–	–
MW-97-202	02/17/25	N	1.2	–	–	–	–	--	–	–	–	–	--	–	–	–
MW-97-202	11/26/24	N	120	130	–	–	–	--	–	–	–	–	--	–	–	–
MW-97-202	08/19/24	N	<1	–	–	–	–	--	–	–	–	–	--	–	–	–
MW-97-202	05/14/24	N	<1	<1	–	–	–	--	–	–	–	–	--	–	–	–
MW-97-202	02/16/24	N	57	–	–	–	–	--	–	–	–	–	--	–	–	–
MW-97-202	11/16/23	N	<1	1	–	–	–	--	–	–	–	–	--	–	–	–
MW-97-202	08/21/23	N	250	–	–	–	–	--	–	–	–	–	--	–	–	–
MW-97-202	05/24/23	N	240	230	–	–	–	--	–	–	–	–	--	–	–	–
MW-97-202	02/23/23	N	290	–	–	–	–	--	–	–	–	–	--	–	–	–
MW-97-202	11/14/22	N	230	240	–	–	–	--	–	–	–	–	--	–	–	–
MW-97-202	08/22/22	N	<1	–	–	–	–	--	–	–	–	–	--	–	–	–
MW-97-202	06/07/22	N	<1	3.8	–	–	–	--	–	–	–	–	--	–	–	–
MW-97-202	03/02/22	N	<1	–	–	–	–	--	–	–	–	–	--	–	–	–
MW-97-202	12/13/21	N	<1	<1	–	–	–	--	–	–	–	–	--	–	–	–
MW-97-202	08/17/21	N	<1	3	<0.1	120	0.96	560	0.47 J	0.52	65 J	1.70	30	31 J	<0.5	3,900 J
MW-97-202	06/09/21	N	<1	<1	8.3	120	1.5 J	670	0.58 J	0.63 J	120	1.30	31	38 J	<0.5	5,600
MW-97-202	05/17/21	N	<1	<1	<0.1	130	1	590	0.46	0.42	83	1.40	34	24 J	<0.5	4,300 J
MW-97-202	04/26/21	N	<1	<1	<0.1	130	1.1	630	0.48	0.53	87	1.40	35	28	<0.5	4,200
MW-97-202	03/16/21	N	<1	<1	5.9	130	1.6 J	640	0.83 J	0.58 J	110 J	1.40	35	31	<0.5	4,200
MW-97-202	02/15/21	N	<1	<1	<0.1 J	130	0.77	370	0.51 J	0.47	87 J	1.50 J	34 J	36 J	<0.5	3,300
MW-97-202	01/26/21	N	<1	<1	2.7 J	150	1.1	350 J	0.54	0.46 J	86	1.60	34	31 J	<0.5	3,500 J
MW-97-202	12/10/20	N	<1	<1	7.1	140	0.89	350 J	0.59 J	0.45 J	85	1.30	36	29	<0.5	3,500
MW-97-202	11/17/20	N	<1	<1 J	3	150	2	410 J	0.6	0.37 J	99	1	38	38	<0.5	3,500
MW-97-202	10/22/20	N	7.9	26	–	–	–	--	–	–	–	–	--	–	–	–
MW-97-202	06/17/26	FD	<1	1.6	–	–	–	--	–	–	–	–	--	–	–	–
MW-97-202	05/13/25	FD	<1	3.3	–	–	–	--	–	–	–	–	--	–	–	–
MW-97-202	05/14/24	FD	<1	<1	–	–	–	--	–	–	–	–	--	–	–	–
MW-97-202	08/17/21	FD	<1	3	<0.1	120	0.87	560	0.47 J	0.46	63 J	1.70	29	26 J	<0.5	3,900 J
MW-98-055	05/28/26	N	140	130	–	–	–	--	–	–	–	–	--	–	–	–
MW-98-055	12/16/25	N	520	540	1.2	–	–	--	–	–	–	0.012	--	–	–	–
MW-98-055	05/27/25	N	320	360	–	–	–	--	–	–	–	–	--	–	–	–
MW-98-055	11/15/24	N	510	520	–	–	–	--	–	–	–	–	--	–	–	–
MW-98-055	05/15/24	N	130	120	–	–	–	--	–	–	–	–	--	–	–	–
MW-98-055	11/28/23	N	200	190	1.1	–	–	--	–	–	–	0.077	--	–	–	–
MW-98-055	05/25/23	N	67	61	–	–	–	--	–	–	–	–	--	–	–	–
MW-98-055	11/30/22	N	440	650 J	1.8	–	–	--	–	–	–	0.015	--	–	–	–
MW-98-055	06/09/22	N	130	120 J	–	–	–	--	–	–	–	–	--	–	–	–
MW-98-055	12/16/21	N	240	230	2.8	–	–	--	–	–	–	0.0013	--	–	–	–
MW-98-055	08/20/21	N	84	93	<0.1	56	0.54	100	0.27 J	0.029 J	19 J	0.031	18	13 J	5.7	560 J
MW-98-055	06/09/21	N	66	67	3.2	63	0.65 J	140	0.79 J	0.043 J	29	0.087	15	12 J	4.9	700
MW-98-055	05/20/21	N	69 J	69	1.6	64	0.55	140	0.19 J	<0.02	24 J	0.081	15	12 J	4.9	610 J
MW-98-055	04/26/21	N	50	53	1.4	72	0.58	140	0.46	0.04	25	0.094	16	10	4.8	650
MW-98-055	03/16/21	N	4	3.5	3.6	78	0.57 J	120	0.28 J	0.038 J	23 J	0.16	18	13	5.1	670
MW-98-055	02/16/21	N	24	27	1.3 J	82	0.51	84 J	0.47 J	0.046	23 J	0.16	19 J	12 J	3.4	530 J
MW-98-055	01/25/21	N	11	15	1.6 J	82	0.64	80 J	1.80	0.11 J	23	0.16	22	13 J	3.4	630 J

Appendix B
January 2020 to June 2026 Analytical Results
Second Quarter 2026 Quarterly Progress Report
Pacific Gas and Electric Company, Topock Compressor Station, Needles, California

Monitoring Well ID	Sample Date	Sample Type	Hexavalent Chromium (µg/L)	Total Dissolved Chromium (µg/L)	Dissolved Arsenic (µg/L)	Dissolved Barium (µg/L)	Dissolved Boron (mg/L)	Dissolved Calcium (mg/L)	Total Iron (mg/L)	Dissolved Iron (mg/L)	Dissolved Magnesium (mg/L)	Dissolved Manganese (mg/L)	Dissolved Molybdenum (µg/L)	Dissolved Potassium (mg/L)	Dissolved Selenium (µg/L)	Dissolved Sodium (mg/L)
MW-98-055	12/14/20	N	14	16	1.9	82	0.62	80 J	0.36	0.078 J	28	0.16	33	16	2.2	770
MW-98-055	11/17/20	N	3.1	7.1 J	2.5	110	1.1	79 J	0.44	0.094 J	30	0.25	47	18	2.3	700
MW-98-055	10/29/20	N	1.2	8.7	–	–	–	--	–	–	–	–	--	–	–	–
MW-98-055	06/09/21	FD	66	67	3	65	0.68 J	150	0.7 J	0.085 J	31	0.089	16	13 J	4.4	770
MW-98-055	10/29/20	FD	7.5	6.5	–	–	–	--	–	–	–	–	--	–	–	–
MW-98-077	05/28/26	N	880	980	–	–	–	--	–	–	–	–	--	–	–	–
MW-98-077	12/16/25	N	900	890	<0.1	–	–	--	–	–	–	0.0042	--	–	–	–
MW-98-077	05/27/25	N	590	670	–	–	–	--	–	–	–	–	--	–	–	–
MW-98-077	11/15/24	N	370	430	–	–	–	--	–	–	–	–	--	–	–	–
MW-98-077	05/15/24	N	470	540	–	–	–	--	–	–	–	–	--	–	–	–
MW-98-077	11/28/23	N	420	410	0.78 J	–	–	--	–	–	–	0.058	--	–	–	–
MW-98-077	05/25/23	N	200	230	–	–	–	--	–	–	–	–	--	–	–	–
MW-98-077	11/30/22	N	300	360 J	4.6	–	–	--	–	–	–	0.0024	--	–	–	–
MW-98-077	06/09/22	N	440	430 J	–	–	–	--	–	–	–	–	--	–	–	–
MW-98-077	12/16/21	N	340	320	3	–	–	--	–	–	–	0.0028	--	–	–	–
MW-98-077	08/20/21	N	340	390	4.3	38	0.77	63	0.085 J	0.03 J	3.9 J	0.002	28	9.3 J	18	870 J
MW-98-077	06/09/21	N	540	510	4.6	84	1.7 J	420	0.42 J	0.025 J	11	0.053	13	43 J	20	3,000
MW-98-077	05/20/21	N	490 J	470	<0.1	86	1.4	390	0.13 J	<0.02	9.5 J	0.039	14	40 J	21	2,100 J
MW-98-077	04/26/21	N	480	480	<0.1	83	1.5	350	0.41	<0.02	8.9	0.065	16	32	21	2,100
MW-98-077	03/16/21	N	440	410	3.5	100	1.4 J	410	0.043 J	<0.02	10 J	0.12	11	38	22	2,400
MW-98-077	02/16/21	N	360	340	<0.1 J	93	1.2	230 J	0.3 J	<0.02	9.6 J	0.071	16 J	47 J	19	1,900 J
MW-98-077	01/25/21	N	310	310	<0.1 J	110	1.5	250 J	0.19	<0.02 J	11	0.12	15	36 J	21	2,100 J
MW-98-077	12/14/20	N	140	140	<0.1	140	1.5	270 J	0.52	0.085 J	14	0.31	14	37	17	2,300
MW-98-077	11/17/20	N	26	29 J	<0.1	200	1.8	300 J	0.71	0.066 J	17	0.52	18	44	17	2,400
MW-98-077	10/30/20	N	260	230	–	–	–	--	–	–	–	–	--	–	–	–
MW-98-077	10/30/20	FD	250	260	–	–	–	--	–	–	–	–	--	–	–	–
MW-101-064	06/18/26	N	0.76	<1	0.71	150 J	–	--	5.30	<0.02	–	0.039 J	11 J	–	1.2	–
MW-101-064	02/26/26	N	<0.2	<1	1.4	380	–	--	4.30 J	0.68	–	1.30	9.7	–	<0.5	–
MW-101-064	10/29/25	N	<0.2	<1	4.1 J	–	–	--	–	–	–	–	--	–	–	–
MW-101-135	06/18/26	N	<1	<1	1	100 J	–	--	0.86	0.022	–	0.027 J	14 J	–	0.71	–
MW-101-135	02/26/26	N	5.9	5.5	<0.1	75	–	--	1.70 J	0.064	–	0.023	13	–	0.66	–
MW-101-135	11/03/25	N	<0.2	<1	<0.1	–	–	--	–	–	–	–	--	–	–	–
MW-101-206	06/18/26	N	<1	<1	1.3	120 J	–	--	0.068	0.041	–	0.5 J	39 J	–	<0.5	–
MW-101-206	02/26/26	N	<1	<1	<0.1	89	–	--	4.40 J	0.036	–	0.43	37	–	<0.5	–
MW-101-206	11/05/25	N	<1	<1	<0.1	–	–	--	–	–	–	–	--	–	–	–
MW-101-276	06/18/26	N	<1	<1	1.9	60 J	–	--	1	0.092	–	0.034 J	84 J	–	2.1	–
MW-101-276	02/26/26	N	<1	<1	<0.1	48	–	--	2.70 J	0.05	–	0.024	87	–	2.1	–
MW-101-276	11/17/25	N	<0.2	<1	0.68	–	–	--	–	–	–	–	--	–	–	–
MW-102-111	06/16/26	N	3.2	3.3	1.3	91	–	--	0.68	<0.02	–	0.00099	11	–	2.9	–
MW-102-111	02/26/26	N	3.9	3.9	<0.1	83	–	--	6 J	<0.02	–	0.0047	10	–	2.5	–
MW-102-111	10/23/25	N	2	2.5	<0.1	–	–	--	–	–	–	–	--	–	–	–
MW-102-197	06/16/26	N	2.8	3.1	1.4	82	–	--	1.70	<0.02	–	0.085	27	–	0.61	–
MW-102-197	02/26/26	N	5.5	5.2	<0.1	53	–	--	3.60 J	<0.02	–	0.025	32	–	0.61	–
MW-102-197	09/10/25	N	<1	<1	<0.1	–	–	--	–	–	–	–	--	–	–	–
MW-102-273	06/16/26	N	1.3	1.6	1.9	35	–	--	0.36	<0.02	–	0.0037	64	–	3.1 J	–
MW-102-273	02/26/26	N	0.26	<1	<0.1	33	–	--	1.70 J	0.071	–	0.082	64	–	2	–
MW-102-273	09/08/25	N	1.2	3.4	<0.1	–	–	--	–	–	–	–	--	–	–	–
MW-103-153	06/16/26	N	1.2	1.5	1.1	120	–	--	13	<0.02	–	0.00063	11	–	3.3	–
MW-103-153	12/10/25	N	<0.2	<1	<0.1	–	–	--	–	–	–	–	--	–	–	–
MW-103-232	06/16/26	N	0.85	1.2	3.6	35	–	--	4.70	<0.02	–	0.0048	70	–	2.8	–
MW-103-232	12/08/25	N	0.95	1.1	1.3	–	–	--	–	–	–	–	--	–	–	–

Appendix B
January 2020 to June 2026 Analytical Results
Second Quarter 2026 Quarterly Progress Report
Pacific Gas and Electric Company, Topock Compressor Station, Needles, California

Monitoring Well ID	Sample Date	Sample Type	Hexavalent Chromium (µg/L)	Total Dissolved Chromium (µg/L)	Dissolved Arsenic (µg/L)	Dissolved Barium (µg/L)	Dissolved Boron (mg/L)	Dissolved Calcium (mg/L)	Total Iron (mg/L)	Dissolved Iron (mg/L)	Dissolved Magnesium (mg/L)	Dissolved Manganese (mg/L)	Dissolved Molybdenum (µg/L)	Dissolved Potassium (mg/L)	Dissolved Selenium (µg/L)	Dissolved Sodium (mg/L)
MW-103-298	06/16/26	N	0.3	<1	5.2	35	--	--	2.50	<0.02	--	0.0018	43 J	--	3.8 J	--
MW-103-298	11/20/25	N	<0.2	<1	1.6	--	--	--	--	--	--	--	--	--	--	--
MW-104-144	06/18/26	N	0.57	1.1	0.96	130 J	--	--	16	<0.02	--	0.0093 J	12 J	--	3.2	--
MW-104-144	01/14/26	N	<0.2	<1	<0.1	--	--	--	--	--	--	--	--	--	--	--
MW-104-144	06/18/26	FD	0.56	1.2	1.1	130 J	--	--	15	<0.02	--	0.0096 J	12 J	--	3.2	--
MW-104-223	06/18/26	N	1.4	2.1	2.7	41 J	--	--	16	0.047	--	0.0023 J	66 J	--	2.2	--
MW-104-223	01/11/26	N	1.1	1.9	<0.1	--	--	--	--	--	--	--	--	--	--	--
MW-104-289	06/18/26	N	<0.2	<1	4	36 J	--	--	3.60	<0.02	--	0.0059 J	61 J	--	3.5	--
MW-104-289	01/08/26	N	<0.2	<1	<0.1	--	--	--	--	--	--	--	--	--	--	--
MW-106-140	06/15/26	N	<0.2	<1	0.47	250	--	--	5.20	0.035 J	--	0.55	9.6	--	0.97	--
MW-106-140	02/23/26	N	<0.2	--	<0.1	250	--	--	2.90	0.073	--	0.8	7.9	--	1.4	--
MW-106-140	01/27/26	N	<0.2	--	0.4	--	--	--	--	--	--	--	--	--	--	--
MW-106-140	06/15/26	FD	<0.2	<1	0.47	240	--	--	5.30	0.028 J	--	0.54	10	--	1	--
MW-106-204	06/15/26	N	<0.2	<1	1	89	--	--	0.95	0.027 J	--	0.059	34	--	2	--
MW-106-204	02/23/26	N	<0.2	--	<0.1	110	--	--	2.30	<0.02	--	0.32	38	--	2	--
MW-106-204	02/03/26	N	<0.2	1.1	<0.1	--	--	--	--	--	--	--	--	--	--	--
MW-106-268	06/15/26	N	<0.2	<1	1.9	110	--	--	1.80	<0.02 J	--	0.22	30	--	2	--
MW-106-268	02/23/26	N	<0.2	--	<0.1	140	--	--	6.20	0.047	--	0.49	27	--	1.4	--
MW-106-268	01/25/26	N	<0.2	<1	<0.1	--	--	--	--	--	--	--	--	--	--	--
MW-106-333	06/15/26	N	0.2	<1	6.1	46	--	--	0.26	<0.02 J	--	0.012	23	--	4	--
MW-106-333	02/23/26	N	<0.2	--	1.7	64	--	--	0.48	<0.02	--	0.015	25	--	3.4	--
MW-106-333	02/06/26	N	<0.2	<1	<0.1	--	--	--	--	--	--	--	--	--	--	--
MW-107-041	06/16/26	N	<1	<1	--	--	--	--	--	<0.02	--	--	--	--	--	--
MW-107-041	02/19/26	N	<1	<1	--	--	--	--	--	0.36	--	--	--	--	--	--
MW-107-041	12/12/25	N	<1	<1	--	--	--	--	--	1	--	--	--	--	--	--
MW-107-041	11/01/25	N	<1	<1	2.6	--	--	--	--	--	--	--	--	--	--	--
MW-107-076	06/16/26	N	<1	<1	--	--	--	--	--	0.039	--	--	--	--	--	--
MW-107-076	02/19/26	N	<1	<1	--	--	--	--	--	0.031	--	--	--	--	--	--
MW-107-076	12/12/25	N	<1	<1	--	--	--	--	--	0.021	--	--	--	--	--	--
MW-107-076	10/31/25	N	<1	8.4	<0.1	--	--	--	--	--	--	--	--	--	--	--
OW-01D	12/11/25	N	1.1	1.2	<0.1	33	1.1	140 J	--	--	23 J	<0.0005	26 J	17	8.2	1,300
OW-01D	12/11/24	N	0.29	1.4	1.3	35	1.2	130	--	--	26	0.0027	23	12	7.5	1,500 J
OW-01D	12/12/23	N	<0.2	<1	<0.1	34	1.2	150	--	--	23 J	0.012	27	13 J	8.5	1,400 J
OW-01D	11/28/22	N	<1	1	<0.1	31	1.9	180	--	--	24 J	<0.0005 J	24	13	7.8 J	1,400 J
OW-01D	12/15/21	N	0.5	2.8	<0.1	32	1.1 J	140	--	--	24 J	0.0047	23	17 J	8.2	1,400
OW-01D	10/07/20	N	0.6	<1	--	--	--	--	--	--	--	--	18 J	--	--	1,400
OW-01D	10/07/20	FD	0.59	<1	--	--	--	--	--	--	--	--	18 J	--	--	1,400
OW-01M	12/11/25	N	1.3	1.4	<0.1	66	0.88	130 J	--	--	23 J	<0.0005	23 J	16	6.2	1,300
OW-01M	12/11/24	N	1	1.6	1.5	65	1.1	150	--	--	27	0.002	19	12	5.6	1,400 J
OW-01M	12/12/23	N	1	1.4	<0.1	73	1.1	160	--	--	26 J	<0.0005	22	15 J	6.6	1,400 J
OW-01M	11/28/22	N	1.3	1.4	<0.1	66	1.9	190	--	--	27 J	<0.0005 J	21	13	6 J	1,400 J
OW-01M	12/15/21	N	1.2	4.1	<0.1	63	1 J	150	--	--	24 J	0.0048	24	15 J	8.2	1,500
OW-01M	10/07/20	N	2.3	5.1	--	--	--	--	--	--	--	--	18 J	--	--	1,400
OW-01S	12/11/25	N	4.9	4.7	<0.1	110	0.77	420 J	--	--	76 J	0.0024	1.7	20	3.2	840
OW-01S	12/11/24	N	3.9	4.9	0.45	97	0.93	410	--	--	80	0.011	1.6	16	3.4	1,000 J
OW-01S	12/13/23	N	9.4	11	<0.1	84 J	0.76	330	--	--	51 J	0.0038	7.2 J	17 J	3.2	880
OW-01S	11/28/22	N	7.7	7.3	<0.1	67 J	1.5	410 J	--	--	59 J	0.0062 J	5.2	15	3 J	830 J
OW-01S	12/15/21	N	8.4	31	<0.1	110	0.88 J	350	--	--	54 J	0.026	8.9	17 J	2.9	1,000
OW-01S	10/07/20	N	2.6	5.2	--	--	--	--	--	--	--	--	2.1 J	--	--	1,400
OW-01S	11/28/22	FD	7.7	7.6	<0.1	110 J	1.5	590 J	--	--	68 J	0.0072 J	5.3	17	3.2 J	920 J
OW-02D	12/10/25	N	0.8	1	<0.1	27	1.2	140	--	--	28	0.0032	24	17	8.1	1,600

Appendix B
January 2020 to June 2026 Analytical Results
Second Quarter 2026 Quarterly Progress Report
Pacific Gas and Electric Company, Topock Compressor Station, Needles, California

Monitoring Well ID	Sample Date	Sample Type	Hexavalent Chromium (µg/L)	Total Dissolved Chromium (µg/L)	Dissolved Arsenic (µg/L)	Dissolved Barium (µg/L)	Dissolved Boron (mg/L)	Dissolved Calcium (mg/L)	Total Iron (mg/L)	Dissolved Iron (mg/L)	Dissolved Magnesium (mg/L)	Dissolved Manganese (mg/L)	Dissolved Molybdenum (µg/L)	Dissolved Potassium (mg/L)	Dissolved Selenium (µg/L)	Dissolved Sodium (mg/L)
OW-02D	12/11/24	N	0.31	1	1.9	24	1.2	150	–	–	30	0.00074	22	14	8.1	1,300 J
OW-02D	12/12/23	N	0.61	<1	<0.1	26	1.2	160	–	–	27 J	<0.0005	24	15 J	8	1,300 J
OW-02D	12/01/22	N	0.34	<1	0.41	24 J	1.3	210	–	–	31 J	<0.0005	23 J	18 J	9.4	1,300 J
OW-02D	12/15/21	N	0.28	1.8	<0.1	24	1.1 J	190	–	–	31 J	0.0017	24	21 J	8.4	1,600
OW-02D	10/08/20	N	0.5	1.4	–	–	–	--	–	–	–	–	23	–	–	1,600
OW-02M	12/10/25	N	7.6	7.5	<0.1	41	1.1	140	–	–	27	<0.0005	22	17	8	1,300
OW-02M	12/11/24	N	4.9	5.5	1.3	41	1.2	140	–	–	30	0.0006	20	13	8.4	1,400 J
OW-02M	12/12/23	N	3.9	4.1	<0.1	42	1.2	150	–	–	27 J	<0.0005	22	16 J	8.9	1,400 J
OW-02M	12/01/22	N	1.6	1.8	<0.1	40 J	1.2	170	–	–	24 J	<0.0005	22 J	19 J	9.3	1,300 J
OW-02M	12/15/21	N	1.1	1.6	<0.1	38	1.1 J	150	–	–	25 J	<0.0005	23	14 J	7.8	1,600
OW-02M	10/08/20	N	2	3.2	–	–	–	--	–	–	–	–	20	–	–	1,600
OW-02M	12/01/22	FD	1.7	1.8	<0.1	38 J	1.2	170	–	–	25 J	<0.0005	21 J	15 J	9	1,400 J
OW-02S	12/10/25	N	23	24	0.81	79	0.67	83	–	–	11	0.00053	32	9.4	3.3	530
OW-02S	12/11/24	N	22	24	1.3	85	0.62	80	–	–	11	0.00095	27	7.4	3	480 J
OW-02S	12/13/23	N	22	23	0.33	88 J	0.62	90	–	–	11 J	0.0007	29 J	9 J	3.4	550
OW-02S	12/01/22	N	21	22	0.73	96 J	0.67	110	–	–	12 J	<0.0005	25 J	15 J	2.9	350 J
OW-02S	12/15/21	N	15	15	<0.1	130	0.59 J	130	–	–	16 J	0.00083	21	11 J	2	640
OW-02S	10/08/20	N	16	16	–	–	–	--	–	–	–	–	22	–	–	670
OW-02S	12/10/25	FD	23	24	0.85	81	0.65	80	–	–	11	0.00064	33	9.1	2.8	520
OW-02S	12/11/24	FD	22	24	1.4	87	0.64	82	–	–	12	0.0014	28	7.6	3.1	540 J
OW-02S	12/13/23	FD	21	24	0.13 J	90 J	0.64	94	–	–	12 J	<0.0005	29 J	9.4 J	3.2	560
OW-05D	12/10/25	N	1	1	1.3	26	1.2	130	–	–	26	0.0021	24	17	6.1	1,300
OW-05D	12/12/24	N	0.51	<1	2.8	25	1.2	130	–	–	27	0.0015	23	12	6.6	1,200 J
OW-05D	12/12/23	N	1.2	1.4	<0.1	37	1.2	150	–	–	26 J	<0.0005	26	21 J	6.7	1,300 J
OW-05D	12/01/22	N	0.88	1.3	1.3	31 J	1.2	180	–	–	27 J	<0.0005	26 J	17 J	8.8	1,200 J
OW-05D	12/01/21	N	0.42	1.9	<0.1 J	28	1.1	200	–	–	31	<0.0005	29	17 J	9.3	1,300
OW-05D	10/08/20	N	0.63	1.8	3	25	1.2	110	0.085 J	0.096 J	30	0.00058	26	14	4.3	1,600
OW-05M	12/10/25	N	2.4	2.6	<0.1	34	1.1	130	–	–	25	<0.0005	23	16	7.9	1,200
OW-05M	12/12/24	N	0.37	<1	0.86	33	1.2	140	–	–	28	<0.0005	23	13	7.9	1,200 J
OW-05M	12/12/23	N	0.59	1.1	<0.1	36	1.3	150	–	–	25 J	<0.0005	25	15 J	9.1	1,400 J
OW-05M	12/01/22	N	0.63	<1	<0.1	33 J	1.3	170	–	–	25 J	<0.0005	24 J	20 J	9.7	1,300 J
OW-05M	12/01/21	N	0.59	1.1	<0.1 J	31	1.1	150	–	–	24	<0.0005	26	15 J	9.2	1,400
OW-05M	10/08/20	N	0.49	16	1	33	1.1	97	2.90 J	0.23 J	26	0.016	23	11	4.6	1,500
OW-05S	12/10/25	N	17	18	<0.1	110	0.3	260	–	–	43	0.0012	8.2	15	2.4	470
OW-05S	12/12/24	N	15	14	0.66	110	0.31	300	–	–	52	0.00077	6.9	12	2	470 J
OW-05S	12/13/23	N	14	15	<0.1	120 J	0.31	330	–	–	51 J	<0.0005	8.6 J	15 J	2.3	580
OW-05S	12/01/22	N	13	13	<0.1	120 J	0.41	430	–	–	59 J	<0.0005	7.7 J	18 J	2.3	580 J
OW-05S	12/01/21	N	9.7	10	<0.1 J	130	0.34	430	–	–	69	<0.0005	7.6	17 J	2.4	660
OW-05S	10/08/20	N	10	10	–	–	–	--	–	–	–	–	10	–	–	660
PGE-07BR	05/27/26	N	<1	<1	–	–	–	--	–	–	–	–	--	–	–	–
PGE-07BR	12/17/25	N	<1	<1	<0.1	–	–	--	–	–	–	0.89	--	–	–	–
PGE-07BR	05/21/25	N	<1	1.3	–	–	–	--	–	–	–	–	--	–	–	–
PGE-07BR	12/05/24	N	<1	<1	0.54	–	–	--	–	–	–	0.73	--	–	–	–
PGE-07BR	05/23/24	N	<1	<1	–	–	–	--	–	–	–	–	--	–	–	–
PGE-07BR	11/30/23	N	<1	<1	<0.1	–	–	--	–	–	–	0.52	--	–	–	–
PGE-07BR	06/01/23	N	<1	<1	–	–	–	--	–	–	–	–	--	–	–	–
PGE-07BR	12/01/22	N	<1	<1	<0.1	–	–	--	–	–	–	0.33 J	--	–	–	–
PGE-07BR	12/03/20	N	<1	<1	–	–	2.9	430	–	0.14	16	0.32	8.1	–	<0.5 J	4,000
PGE-07BR	06/01/23	FD	<1	<1	–	–	–	--	–	–	–	–	--	–	–	–
PGE-08	04/30/26	N	<1	<1	–	–	–	--	–	–	–	–	--	–	–	–
PGE-08	11/24/25	N	<1	1.9	<0.1	–	–	--	–	–	–	0.38	--	–	–	–

Appendix B
January 2020 to June 2026 Analytical Results
Second Quarter 2026 Quarterly Progress Report
Pacific Gas and Electric Company, Topock Compressor Station, Needles, California

Monitoring Well ID	Sample Date	Sample Type	Hexavalent Chromium (µg/L)	Total Dissolved Chromium (µg/L)	Dissolved Arsenic (µg/L)	Dissolved Barium (µg/L)	Dissolved Boron (mg/L)	Dissolved Calcium (mg/L)	Total Iron (mg/L)	Dissolved Iron (mg/L)	Dissolved Magnesium (mg/L)	Dissolved Manganese (mg/L)	Dissolved Molybdenum (µg/L)	Dissolved Potassium (mg/L)	Dissolved Selenium (µg/L)	Dissolved Sodium (mg/L)
PGE-08	05/19/25	N	<1	2.1	–	–	–	--	–	–	–	–	--	–	–	–
PGE-08	11/18/24	N	<1	2	1.8	–	–	--	–	–	–	0.48	--	–	–	–
PGE-08	05/20/24	N	<1	2.1	–	–	–	--	–	–	–	–	--	–	–	–
PGE-08	12/14/23	N	<1	<1	<0.1 J	–	–	--	–	–	–	0.59	--	–	–	–
PGE-08	06/02/23	N	<1	1.8 J	–	–	–	--	–	–	–	–	--	–	–	–
PGE-08	12/02/22	N	<1	<1 J	<0.1	–	–	--	–	–	–	0.78	--	–	–	–
PGE-08	06/10/22	N	<1	<1 J	–	–	–	--	–	–	–	–	--	–	–	–
PGE-08	12/08/21	N	<1	<1	<0.1	–	–	--	–	–	–	0.47 J	--	–	–	–
PGE-08	12/09/20	N	<1	<1	–	–	3.2 J	150 J	–	0.08 J	3.8 J	0.45	110	–	<0.5	3,600 J
PM-03	11/19/24	N	8.1	8.9	1	–	–	82	–	0.024	16	0.003 J	5.4	5.7 J	2.1	150
PM-03	12/12/22	N	8.9	8.9 J	0.86	–	–	90	–	<0.02	19 J	0.001	5.6	9.7 J	1.7	200
PM-03	12/14/20	N	9.6	9.5	–	–	0.11	76 J	–	0.11 J	19	0.0008	5.8	–	1.7	170
PM-03	11/19/24	FD	8	8.6	1	–	–	79	–	0.021	16	0.0011 J	5.4	6.3 J	1.7	170
PM-04	11/19/24	N	16	17	0.45	–	–	130	–	0.062	32	0.00085	4.8	10 J	1.2	380
PM-04	12/12/22	N	15	17 J	0.2	–	–	150	–	<0.02	41 J	<0.0005	5.5	15 J	1.4	560
PM-04	12/14/20	N	16	16	–	–	0.33	110 J	–	0.039 J	34	0.0029	5.4	–	1.4	320
PT5D	06/11/26	N	2.8	–	–	–	–	--	–	–	–	–	--	–	–	–
PT5D	05/14/26	N	34	31	2.6	27	–	--	–	0.028	–	0.014	--	–	–	–
PT5D	04/13/26	N	33	–	–	–	–	--	–	–	–	–	--	–	–	–
PT5D	03/09/26	N	22	–	–	–	–	--	–	–	–	–	--	–	–	–
PT5D	02/09/26	N	24	–	2.5	28 J	–	--	–	<0.02	–	0.0082 J	--	–	–	–
PT5D	01/12/26	N	25	–	–	–	–	--	–	–	–	–	--	–	–	–
PT5D	12/09/25	N	24	–	–	–	–	--	–	–	–	–	--	–	–	–
PT5D	11/10/25	N	25	25	2.3	24	–	--	–	0.086	–	0.03	130	–	<0.5	–
PT5D	10/21/25	N	30	–	–	–	–	--	–	–	–	–	--	–	–	–
PT5D	09/10/25	N	38	–	–	–	–	--	–	–	–	–	--	–	–	–
PT5D	08/11/25	N	60	–	1.5	22	–	--	–	<0.02	–	0.0078 J	--	–	–	–
PT5D	07/15/25	N	88	–	–	–	–	--	–	–	–	–	--	–	–	–
PT5D	06/10/25	N	3.1	–	–	–	–	--	–	–	–	–	--	–	–	–
PT5D	05/07/25	N	3.2	3.6	<0.1	27 J	–	--	–	<0.02	–	0.011	--	–	–	–
PT5D	04/09/25	N	3.3	–	<0.1	29	–	--	–	<0.02	–	0.015	--	–	–	–
PT5D	03/10/25	N	18	–	<0.1	26	–	--	–	<0.02	–	0.01	--	–	–	–
PT5D	02/10/25	N	2.6	–	<0.1	27	–	--	–	<0.02	–	0.01	--	–	–	–
PT5D	01/13/25	N	24	–	2.4	20 J	–	--	–	<0.02	–	0.0089	--	–	–	–
PT5D	12/09/24	N	29	–	1.8	24	–	--	–	<0.02	–	0.01	--	–	–	–
PT5D	11/14/24	N	7.6	9	1.7	26	–	--	–	<0.022	–	0.017	11	–	<0.5	–
PT5D	10/09/24	N	1.6	–	1.7	26	–	--	–	<0.02	–	0.0091	--	–	–	–
PT5D	09/12/24	N	2.4	–	1.9	25	–	--	–	<0.02	–	0.014	--	–	–	–
PT5D	08/07/24	N	60	–	2.6	34	–	--	–	0.046	–	0.022	--	–	–	–
PT5D	07/17/24	N	94	–	<0.1	24	–	--	–	<0.02 J	–	0.021	--	–	–	–
PT5D	06/11/24	N	54	–	4	28	–	--	–	<0.02	–	0.01 J	--	–	–	–
PT5D	05/07/24	N	22	21	<0.1	28	–	--	–	<0.02	–	0.0096	--	–	–	–
PT5D	04/10/24	N	19	–	<0.1	23	–	--	–	<0.02	–	0.0059 J	--	–	–	–
PT5D	03/11/24	N	9.6	–	<0.1	20	–	--	–	<0.02	–	0.0067	--	–	–	–
PT5D	02/19/24	N	44	–	0.69	24	–	--	–	<0.02	–	0.0027	--	–	–	–
PT5D	01/09/24	N	44	–	<0.1	23	–	--	–	<0.02	–	0.02	--	–	–	–
PT5D	12/12/23	N	63	–	<0.1	26	–	--	–	<0.02	–	0.16	--	–	–	–
PT5D	11/08/23	N	160	160	<0.1	29 J	–	--	–	<0.02	–	0.015 J	95	–	<0.5	–
PT5D	10/11/23	N	67	–	<0.1	33	–	--	–	<0.02	–	0.093 J	--	–	–	–
PT5D	09/11/23	N	350	–	<0.1	27 J	–	--	–	<0.02 J	–	0.055 J	--	–	–	–
PT5D	08/09/23	N	240	–	<0.1	29 J	–	--	–	<0.02	–	0.0069 J	--	–	–	–

Appendix B
January 2020 to June 2026 Analytical Results
Second Quarter 2026 Quarterly Progress Report
Pacific Gas and Electric Company, Topock Compressor Station, Needles, California

Monitoring Well ID	Sample Date	Sample Type	Hexavalent Chromium (µg/L)	Total Dissolved Chromium (µg/L)	Dissolved Arsenic (µg/L)	Dissolved Barium (µg/L)	Dissolved Boron (mg/L)	Dissolved Calcium (mg/L)	Total Iron (mg/L)	Dissolved Iron (mg/L)	Dissolved Magnesium (mg/L)	Dissolved Manganese (mg/L)	Dissolved Molybdenum (µg/L)	Dissolved Potassium (mg/L)	Dissolved Selenium (µg/L)	Dissolved Sodium (mg/L)
PT5D	07/17/23	N	110	–	<0.1	36 J	–	--	–	<0.02 J	–	0.0086	--	–	–	–
PT5D	06/13/23	N	120	–	<0.1	28 J	–	--	–	<0.02	–	0.017 J	--	–	–	–
PT5D	05/08/23	N	110	110	<0.1	34 J	–	--	–	<0.02	–	0.028 J	--	–	–	–
PT5D	02/16/23	N	85	–	5	37	–	--	–	<0.02	–	0.013	--	–	–	–
PT5D	11/16/22	N	40	39	2.5	34	–	--	–	0.022	–	0.022 J	130	–	<0.5	–
PT5D	08/15/22	N	10	–	<0.1	29 J	–	--	–	<0.02	–	0.013 J	--	–	–	–
PT5D	05/05/22	N	<0.2	2.1	2.3	22	–	--	–	0.027	–	0.1	--	–	–	–
PT5D	03/04/22	N	5.5	–	1.6	27	–	--	–	0.05	–	0.11	--	–	–	–
PT5D	12/16/21	N	31	29	1.5	20	–	--	–	<0.02	–	0.031	100	–	<0.5	–
PT5D	02/09/26	FD	24	–	2.3	27 J	–	--	–	<0.02	–	0.0081 J	--	–	–	–
PT5D	08/11/25	FD	60	–	1.5	24	–	--	–	0.026	–	0.0049 J	--	–	–	–
PT5D	06/11/24	FD	54	–	3.7	29	–	--	–	<0.02	–	0.011 J	--	–	–	–
PT5D	05/07/24	FD	21	22	<0.1	27	–	--	–	<0.02	–	0.0089	--	–	–	–
PT5D	01/09/24	FD	44	–	<0.1	23	–	--	–	<0.02	–	0.022	--	–	–	–
PT5M	05/14/26	N	<0.2	<1	<0.1	89	–	--	–	0.02 J	–	2.50	--	–	–	–
PT5M	02/09/26	N	<0.2	–	<0.1	98 J	–	--	–	0.043	–	2.20 J	--	–	–	–
PT5M	11/10/25	N	<0.2	<1	<0.1	89	–	--	–	0.027	–	2.70	14	–	<0.5	–
PT5M	08/11/25	N	<1	–	<0.1	94	–	--	–	0.026	–	2.90	--	–	–	–
PT5M	05/22/25	N	<0.2	<1	0.65	93	–	--	–	<0.02	–	3.10	--	–	–	–
PT5M	02/18/25	N	<1	–	<0.1	97	–	--	–	<0.02	–	2.90	--	–	–	–
PT5M	11/14/24	N	<1	<1	1.7	96	–	--	–	<0.02	–	3	16	–	<0.5	–
PT5M	08/13/24	N	<0.2	–	1.5	95	–	--	–	0.027	–	2.90	--	–	–	–
PT5M	04/10/24	N	<0.2	<1	0.31	56	–	--	–	<0.02	–	1.70	--	–	–	–
PT5M	02/19/24	N	<0.2	–	0.57	58	–	--	–	<0.02	–	1.70	--	–	–	–
PT5M	11/15/23	N	<0.2	<1	0.34 J	67	–	--	–	<0.02 J	–	1.70	20	–	<0.5	–
PT5M	08/15/23	N	<0.2	–	0.35 J	66	–	--	–	0.024	–	1.60	--	–	–	–
PT5M	05/24/23	N	<0.2	<1	0.74	61 J	–	--	–	0.024 J	–	1.40 J	--	–	–	–
PT5M	02/16/23	N	<0.2	–	0.76	70	–	--	–	0.033	–	1.10	--	–	–	–
PT5M	11/16/22	N	<0.2	<1	0.95	52	–	--	–	0.035	–	0.64 J	7.3	–	<0.5	–
PT5M	08/15/22	N	<0.2	–	1.1	41 J	–	--	–	<0.02	–	1.10 J	--	–	–	–
PT5M	05/05/22	N	<0.2	<1	0.75	44	–	--	–	0.023	–	2.10	--	–	–	–
PT5M	03/04/22	N	<0.2	–	1.1	32	–	--	–	0.14	–	1.20	--	–	–	–
PT5M	12/16/21	N	<0.2	<1	1.7	23	–	--	–	<0.02	–	0.94	11	–	<0.5	–
PT5S	05/14/26	N	<0.2	<1	11	120	–	--	–	0.95	–	0.21	--	–	–	–
PT5S	02/09/26	N	<0.2	–	15	88 J	–	--	–	0.78	–	0.15 J	--	–	–	–
PT5S	11/10/25	N	<0.2	<1	15	86	–	--	–	0.69	–	0.15	8.5	–	<0.5	–
PT5S	08/11/25	N	<0.2	–	14	82	–	--	–	0.22	–	0.13	--	–	–	–
PT5S	05/22/25	N	<0.2	<1	11	88	–	--	–	0.71	–	0.18	--	–	–	–
PT5S	02/18/25	N	<0.2	–	14	94	–	--	–	0.67	–	0.18	--	–	–	–
PT5S	10/09/24	N	<0.2	<1	16	87	–	--	–	0.62	–	0.17	7	–	<0.5	–
PT5S	08/13/24	N	0.25	–	16	100	–	--	–	0.7	–	0.24	--	–	–	–
PT5S	04/10/24	N	<0.2	<1	10	110	–	--	–	0.98	–	0.26	--	–	–	–
PT5S	02/19/24	N	<0.2	–	14	110	–	--	–	1	–	0.24	--	–	–	–
PT5S	11/15/23	N	<0.2	<1	14 J	110	–	--	–	0.93 J	–	0.22	8.4	–	<0.5	–
PT5S	08/15/23	N	<0.2	–	12	97	–	--	–	0.86	–	0.24	--	–	–	–
PT5S	05/24/23	N	<0.2	<1	10	120 J	–	--	–	1 J	–	0.26 J	--	–	–	–
PT5S	02/16/23	N	<0.2	–	13	88	–	--	–	0.81	–	0.26	--	–	–	–
PT5S	11/16/22	N	<0.2	<1	13	92	–	--	–	0.97	–	0.22 J	7.1	–	<0.5	–
PT5S	08/15/22	N	<0.2	–	14	110 J	–	--	–	1.10	–	0.29 J	--	–	–	–
PT5S	05/05/22	N	<0.2	<1	7	96	–	--	–	1.20	–	0.26	--	–	–	–
PT5S	03/04/22	N	<0.2	–	9.5	90	–	--	–	0.87	–	0.24	--	–	–	–

Appendix B
January 2020 to June 2026 Analytical Results
Second Quarter 2026 Quarterly Progress Report
Pacific Gas and Electric Company, Topock Compressor Station, Needles, California

Monitoring Well ID	Sample Date	Sample Type	Hexavalent Chromium (µg/L)	Total Dissolved Chromium (µg/L)	Dissolved Arsenic (µg/L)	Dissolved Barium (µg/L)	Dissolved Boron (mg/L)	Dissolved Calcium (mg/L)	Total Iron (mg/L)	Dissolved Iron (mg/L)	Dissolved Magnesium (mg/L)	Dissolved Manganese (mg/L)	Dissolved Molybdenum (µg/L)	Dissolved Potassium (mg/L)	Dissolved Selenium (µg/L)	Dissolved Sodium (mg/L)
PT5S	12/16/21	N	<0.2	<1	13	84	–	--	–	0.65 J	–	0.21	6.1	–	<0.5	–
PT6D	06/11/26	N	36	–	–	–	–	--	–	–	–	–	--	–	–	–
PT6D	05/11/26	N	2.2	2.3	1.1	31	–	--	–	<0.02	–	0.0098	--	–	–	–
PT6D	04/13/26	N	1.5	–	–	–	–	--	–	–	–	–	--	–	–	–
PT6D	03/09/26	N	1.8	–	–	–	–	--	–	–	–	–	--	–	–	–
PT6D	02/09/26	N	2.7	–	1.5	34 J	–	--	–	<0.02	–	0.01 J	--	–	–	–
PT6D	01/12/26	N	2.9	–	–	–	–	--	–	–	–	–	--	–	–	–
PT6D	12/09/25	N	0.25	–	–	–	–	--	–	–	–	–	--	–	–	–
PT6D	11/13/25	N	3.2	3.1	2.2	30	–	--	–	0.1	–	0.0099	55	–	<0.5	–
PT6D	10/21/25	N	<0.2	–	–	–	–	--	–	–	–	–	--	–	–	–
PT6D	09/10/25	N	2.7	–	–	–	–	--	–	–	–	–	--	–	–	–
PT6D	08/11/25	N	11	–	1.2	32	–	--	–	<0.02	–	0.0074	--	–	–	–
PT6D	07/14/25	N	0.22	–	–	–	–	--	–	–	–	–	--	–	–	–
PT6D	06/09/25	N	0.2	–	–	–	–	--	–	–	–	–	--	–	–	–
PT6D	05/07/25	N	0.32	<1	<0.1	39 J	–	--	–	<0.02	–	0.00061	--	–	–	–
PT6D	04/09/25	N	0.53	–	<0.1	46	–	--	–	<0.02	–	0.0055	--	–	–	–
PT6D	03/10/25	N	0.49	–	<0.1	44	–	--	–	<0.02	–	0.0028	--	–	–	–
PT6D	02/10/25	N	0.32	–	<0.1	44	–	--	–	<0.02	–	0.0034	--	–	–	–
PT6D	01/13/25	N	<0.2	–	0.92	38 J	–	--	–	<0.02	–	0.0045	--	–	–	–
PT6D	12/09/24	N	<1	–	0.84	33	–	--	–	0.031	–	0.0052	--	–	–	–
PT6D	11/14/24	N	<0.2	1.3	1.1	31	–	--	–	0.055	–	0.013	4	–	<0.5	–
PT6D	10/09/24	N	<0.2	–	1.3	33	–	--	–	0.023	–	0.012 J	--	–	–	–
PT6D	09/12/24	N	<0.2	–	1.1	31	–	--	–	<0.02	–	0.01	--	–	–	–
PT6D	08/07/24	N	0.35	–	0.98	35	–	--	–	<0.02	–	0.0038	--	–	–	–
PT6D	07/17/24	N	0.68	–	<0.1	34	–	--	–	<0.02 J	–	0.004	--	–	–	–
PT6D	06/11/24	N	0.71	–	1.2	35	–	--	–	<0.02	–	0.006 J	--	–	–	–
PT6D	05/07/24	N	0.96	1.5	<0.1	33	–	--	–	<0.02	–	0.0028	--	–	–	–
PT6D	04/09/24	N	0.84	–	<0.1	30 J	–	--	–	<0.02 J	–	0.0046 J	--	–	–	–
PT6D	03/11/24	N	1.1	–	<0.1	38	–	--	–	<0.02	–	0.011 J	--	–	–	–
PT6D	02/08/24	N	0.59	–	<0.1 J	29	–	--	–	0.16	–	0.11 J	--	–	–	–
PT6D	01/09/24	N	8	–	<0.1	40	–	--	–	0.031	–	0.007	--	–	–	–
PT6D	12/14/23	N	48	–	<0.1	60	–	--	–	<0.02 J	–	0.013	--	–	–	–
PT6D	11/10/23	N	300	–	<0.1	34	–	--	–	<0.02	–	0.015	--	–	–	–
PT6D	10/09/23	N	110	–	<0.1 J	27	–	--	–	0.021	–	0.0046	--	–	–	–
PT6D	09/11/23	N	250	–	<0.1	26 J	–	--	–	0.031 J	–	0.0058 J	--	–	–	–
PT6D	08/07/23	N	160	–	<0.1 J	30 J	–	--	–	<0.1	–	0.0041	--	–	–	–
PT6D	07/18/23	N	180	–	<0.1 J	39	–	--	–	0.03 J	–	0.011	--	–	–	–
PT6D	06/16/23	N	260	–	<0.1	36 J	–	--	–	<0.02	–	0.0046	--	–	–	–
PT6D	05/11/26	FD	2.4	2.3	1.2	30	–	--	–	<0.02	–	0.0093	--	–	–	–
PT6D	12/09/25	FD	<0.2	–	–	–	–	--	–	–	–	–	--	–	–	–
PT6D	05/07/25	FD	0.3	<1	<0.1	39 J	–	--	–	<0.02	–	0.00061	--	–	–	–
PT6D	04/09/25	FD	0.6	–	<0.1	47	–	--	–	<0.02	–	0.0054	--	–	–	–
PT6D	02/10/25	FD	0.39	–	<0.1	44	–	--	–	<0.02	–	0.0034	--	–	–	–
PT6D	10/09/24	FD	<0.2	–	0.98	39	–	--	–	<0.02	–	0.0051 J	--	–	–	–
PT6D	08/07/24	FD	0.34	–	1	35	–	--	–	<0.02	–	0.0035	--	–	–	–
PT6D	03/11/24	FD	1.2	–	<0.1	37	–	--	–	<0.02	–	0.0069 J	--	–	–	–
PT8D	05/27/26	N	<1	5.2	–	–	–	--	–	–	–	–	--	–	–	–
PT8D	12/17/25	N	450	410	<0.1	–	–	--	–	–	–	0.81	--	–	–	–
PT8D	05/21/25	N	88	81	–	–	–	--	–	–	–	–	--	–	–	–
PT8D	12/05/24	N	180	200	1.5	–	–	--	–	–	–	1.30	--	–	–	–
PT8D	05/23/24	N	<1	<1	–	–	–	--	–	–	–	–	--	–	–	–

Appendix B
January 2020 to June 2026 Analytical Results
Second Quarter 2026 Quarterly Progress Report
Pacific Gas and Electric Company, Topock Compressor Station, Needles, California

Monitoring Well ID	Sample Date	Sample Type	Hexavalent Chromium (µg/L)	Total Dissolved Chromium (µg/L)	Dissolved Arsenic (µg/L)	Dissolved Barium (µg/L)	Dissolved Boron (mg/L)	Dissolved Calcium (mg/L)	Total Iron (mg/L)	Dissolved Iron (mg/L)	Dissolved Magnesium (mg/L)	Dissolved Manganese (mg/L)	Dissolved Molybdenum (µg/L)	Dissolved Potassium (mg/L)	Dissolved Selenium (µg/L)	Dissolved Sodium (mg/L)
PT8D	11/30/23	N	<1	1.1	<0.1	–	–	--	–	–	–	1.20	--	–	–	–
PT8D	06/01/23	N	<1	5.9	–	–	–	--	–	–	–	–	--	–	–	–
PT8D	12/01/22	N	130	110	0.67	–	–	--	–	–	–	0.9 J	--	–	–	–
PT8D	06/23/22	N	220	250	–	–	–	--	–	–	–	–	--	–	–	–
PT8D	12/10/21	N	200	200	<0.1	–	–	--	–	–	–	0.27	--	–	–	–
PT8D	05/04/21	N	240	230	<0.1	–	–	660	–	–	–	0.23	62	47	0.76	5,500 J
PT8D	10/06/20	N	390	370	–	–	–	--	–	–	–	–	--	–	–	–
PT9D	04/30/26	N	3,900	3,700	–	–	–	--	–	–	–	–	--	–	–	–
PT9D	12/17/25	N	4,000	3,800	<0.1	–	–	--	–	–	–	0.0076	19	–	18	–
PT9D	05/21/25	N	3,800	3,900	–	–	–	--	–	–	–	–	--	–	–	–
PT9D	12/05/24	N	3,700	4,300	3.9	–	–	--	–	–	–	0.0076	28	–	12	–
PT9D	05/23/24	N	3,600	4,000	–	–	–	--	–	–	–	–	--	–	–	–
PT9D	11/30/23	N	3,900	4,000	<0.1	–	–	--	–	–	–	0.0066	43	–	8.8 J	–
PT9D	06/01/23	N	4,600	4,500	–	–	–	--	–	–	–	–	--	–	–	–
PT9D	12/01/22	N	4,000	4,400	1.1	–	–	--	–	–	–	0.024 J	29 J	–	6.1	–
PT9D	06/23/22	N	5,000	5,500	–	–	–	--	–	–	–	–	--	–	–	–
PT9D	12/10/21	N	7,000	6,100	<0.1	–	–	--	–	–	–	0.0035	90	–	4.6	–
PT9D	05/05/21	N	4,900	5,100 J	<0.1	–	–	100	–	–	–	0.0023	88	44 J	3.3	5,200
PT9D	10/06/20	N	5,200	5,200	–	–	–	--	–	–	–	–	--	–	–	–
PT9M	05/27/26	N	190	180	–	–	–	--	–	–	–	–	--	–	–	–
PT9M	12/17/25	N	910	840	<0.1	–	–	--	–	–	–	0.03	4.9 J	–	4.7	–
PT9M	05/21/25	N	270	320	–	–	–	--	–	–	–	–	--	–	–	–
PT9M	12/05/24	N	980	1,000	0.82	–	–	--	–	–	–	0.019	4.1	–	4.9	–
PT9M	05/23/24	N	220	230	–	–	–	--	–	–	–	–	--	–	–	–
PT9M	11/30/23	N	490	490	<0.1	–	–	--	–	–	–	0.035	4.4	–	4.1	–
PT9M	06/01/23	N	640	640	–	–	–	--	–	–	–	–	--	–	–	–
PT9M	12/01/22	N	590	760	<0.1	–	–	--	–	–	–	0.051 J	5.2 J	–	5.7	–
PT9M	06/23/22	N	310	340	–	–	–	--	–	–	–	–	--	–	–	–
PT9M	12/10/21	N	64	87	<0.1	–	–	--	–	–	–	0.11	7.2	–	5.7	–
PT9M	05/05/21	N	570	580 J	<0.1	–	–	160	–	–	–	0.03	5.1	38 J	2.6	2,500
PT9M	10/06/20	N	690	660	–	–	–	--	–	–	–	–	--	–	–	–
PT9M	12/01/22	FD	600	550	<0.1	–	–	--	–	–	–	0.048 J	4.8 J	–	5.8	–
PT9S	05/27/26	N	<0.2	<1	–	–	–	--	–	–	–	–	--	–	–	–
PT9S	12/17/25	N	0.89	<1	1.2	–	–	--	–	–	–	0.73	31 J	–	<0.5	–
PT9S	05/21/25	N	<0.2	<1	–	–	–	--	–	–	–	–	--	–	–	–
PT9S	12/05/24	N	6.4	7.8	1.8	–	–	--	–	–	–	0.73	27	–	<0.5	–
PT9S	05/23/24	N	<0.2	<1	–	–	–	--	–	–	–	–	--	–	–	–
PT9S	11/30/23	N	<0.2	<1	1.1	–	–	--	–	–	–	1.30	20	–	<0.5	–
PT9S	06/01/23	N	120	120	–	–	–	--	–	–	–	–	--	–	–	–
PT9S	12/01/22	N	94	86	0.98	–	–	--	–	–	–	0.66 J	12 J	–	1.5	–
PT9S	06/23/22	N	41	40	–	–	–	--	–	–	–	–	--	–	–	–
PT9S	12/10/21	N	34	35	<0.1	–	–	--	–	–	–	0.32	8.6	–	6	–
PT9S	05/05/21	N	28	29 J	0.77	–	–	160	–	–	–	0.97	18	9.5 J	1.8	550
PT9S	10/06/20	N	42	58	–	–	–	--	–	–	–	–	--	–	–	–
PT9S	06/01/23	FD	120	130	–	–	–	--	–	–	–	–	--	–	–	–
PTI-1D	06/08/26	N	<1	–	–	–	–	--	0.31 J	0.28	–	1	--	–	–	–
PTI-1D	05/20/26	N	<1	–	–	–	–	--	0.26	0.24	–	0.83	--	–	–	–
PTI-1D	04/14/26	N	<1	–	–	–	–	--	0.25	0.23	–	0.84	--	–	–	–
PTI-1D	03/18/26	N	<1	–	–	–	–	--	0.24	0.25	–	0.71	--	–	–	–
PTI-1D	02/18/26	N	<1	–	–	–	–	--	0.2	0.2	–	0.7	--	–	–	–
PTI-1D	01/22/26	N	<1	–	–	–	–	--	0.22	0.22	–	0.72	--	–	–	–

Appendix B
January 2020 to June 2026 Analytical Results
Second Quarter 2026 Quarterly Progress Report
Pacific Gas and Electric Company, Topock Compressor Station, Needles, California

Monitoring Well ID	Sample Date	Sample Type	Hexavalent Chromium (µg/L)	Total Dissolved Chromium (µg/L)	Dissolved Arsenic (µg/L)	Dissolved Barium (µg/L)	Dissolved Boron (mg/L)	Dissolved Calcium (mg/L)	Total Iron (mg/L)	Dissolved Iron (mg/L)	Dissolved Magnesium (mg/L)	Dissolved Manganese (mg/L)	Dissolved Molybdenum (µg/L)	Dissolved Potassium (mg/L)	Dissolved Selenium (µg/L)	Dissolved Sodium (mg/L)
PTI-1D	12/23/25	N	<1	–	–	–	–	--	0.2	0.19	–	0.64	--	–	–	–
PTI-1D	11/12/25	N	<1	–	–	–	–	--	0.21 J	0.21 J	–	0.64	--	–	–	–
PTI-1D	10/28/25	N	<1	–	–	–	–	--	0.2	0.18	–	0.69	--	–	–	–
PTI-1D	09/04/25	N	<1	–	–	–	–	--	0.18	0.17	–	0.76	--	–	–	–
PTI-1D	08/14/25	N	0.35	–	–	–	–	--	0.17	0.17	–	0.77	--	–	–	–
PTI-1D	07/24/25	N	<1	–	–	–	–	--	0.21	0.18	–	0.69	--	–	–	–
PTI-1D	06/12/25	N	1.7	–	–	–	–	--	0.093	0.095	–	0.63	--	–	–	–
PTI-1D	05/15/25	N	2.1	–	–	–	–	--	0.086	0.083	–	0.68 J	--	–	–	–
PTI-1D	04/29/25	N	1.9	–	–	–	–	--	0.15	0.1	–	0.55	--	–	–	–
PTI-1D	03/13/25	N	2.2	–	–	–	–	--	0.1	0.086	–	0.59	--	–	–	–
PTI-1D	02/20/25	N	2.5	–	–	–	–	--	0.084	0.087	–	0.69	--	–	–	–
PTI-1D	01/16/25	N	<1	–	–	–	–	--	0.19 J	0.1	–	0.66	--	–	–	–
PTI-1D	12/10/24	N	2.8	–	–	–	–	--	0.1	0.086	–	0.68	--	–	–	–
PTI-1D	11/26/24	N	2.8	–	–	–	–	--	0.092	0.089	–	0.66	--	–	–	–
PTI-1D	10/24/24	N	2.4	–	–	–	–	--	0.1	0.092	–	0.58	--	–	–	–
PTI-1D	09/19/24	N	2.2	–	–	–	–	--	0.094	0.12	–	0.62	--	–	–	–
PTI-1D	08/15/24	N	3.3	–	–	–	–	--	0.11 J	0.1	–	0.63	--	–	–	–
PTI-1D	07/15/24	N	2.4	–	–	–	–	--	0.28	0.12	–	0.73 J	--	–	–	–
PTI-1D	06/11/24	N	3.6	–	–	–	–	--	0.11	0.11	–	0.63	--	–	–	–
PTI-1D	05/08/24	N	2.9	–	–	–	–	--	0.38 J	0.12	–	0.65	--	–	–	–
PTI-1D	04/17/24	N	4.2	–	–	–	–	--	0.1	0.098	–	0.68	--	–	–	–
PTI-1D	03/20/24	N	3.2	–	–	–	–	--	0.12 J	0.12 J	–	0.74	--	–	–	–
PTI-1D	02/12/24	N	4.3	–	–	–	–	--	0.13	0.11	–	0.81	--	–	–	–
PTI-1D	01/08/24	N	3.2	–	–	–	–	--	0.19	0.13	–	0.88	--	–	–	–
PTI-1D	12/12/23	N	1.2	–	–	–	–	--	1.90 J	0.19	–	0.99 J	--	–	–	–
PTI-1D	11/02/23	N	<1	–	–	–	–	--	1.30	1.10	–	4.20 J	--	–	–	–
R-19	05/21/26	N	<0.2	<1	2.4	–	–	--	–	–	–	0.00059	--	–	–	–
R-19	02/18/26	N	<0.2	–	2.3	–	–	--	–	–	–	0.0011	--	–	–	–
R-19	11/20/25	N	<0.2	<1	2.2	–	–	--	–	–	–	0.0036	4.5	–	1.4	–
R-19	08/21/25	N	<0.2	–	2.6	–	–	--	–	–	–	0.0021	--	–	–	–
R-19	05/15/25	N	<0.2	<1	2.4 J	–	–	--	–	–	–	0.0011	--	–	–	–
R-19	02/20/25	N	<0.2	–	2.2	–	–	--	–	–	–	0.00094 J	--	–	–	–
R-19	11/14/24	N	<0.2	<1	2.5	–	–	--	–	–	–	0.0018	5.5	–	1.7	–
R-19	08/15/24	N	<0.2	–	2.5	–	–	--	–	–	–	0.00095	--	–	–	–
R-19	05/16/24	N	<0.2	<1	2.4	–	–	--	–	–	–	0.005	--	–	–	–
R-19	02/15/24	N	<0.2	–	2.2	–	–	--	–	–	–	0.0022	--	–	–	–
R-19	11/16/23	N	<0.2	<1	2.5	–	–	--	–	–	–	0.0018	5.7 J	–	1.9	–
R-19	08/17/23	N	<0.2	–	2.5	–	–	--	–	–	–	0.00091 J	--	–	–	–
R-19	05/17/23	N	<0.2	<1	2.5	–	–	--	–	–	–	0.0031 J	--	–	–	–
R-19	02/16/23	N	<0.2	–	2.4	–	–	--	–	–	–	0.0015	--	–	–	–
R-19	11/16/22	N	<0.2	<1	2.5	–	–	--	–	–	–	0.00098	4.6	–	1.4	–
R-19	08/18/22	N	<0.2	–	2.5	–	–	--	–	–	–	0.0012	--	–	–	–
R-19	05/19/22	N	<0.2	<1 J	1.9 J	–	–	--	–	–	–	<0.0005	--	–	–	–
R-19	02/17/22	N	<0.2	–	2	–	–	--	–	–	–	<0.0005	--	–	–	–
R-19	11/18/21	N	<0.2	<1	3.1 J	–	–	--	–	–	–	0.00056	4.4	–	1.9	–
R-19	08/19/21	N	<0.2	<1	2.3	100	–	--	0.021	<0.02 J	–	<0.0005	4	–	1.5	–
R-19	05/20/21	N	<0.2	<1	2	100	–	--	<0.02	<0.02	–	<0.0005	4.3	–	1.3	–
R-19	02/18/21	N	<0.2	<1	2.5	120	–	--	0.035 J	<0.02 J	–	0.0014	4.7	–	1.6	–
R-19	01/28/21	N	<0.2	<1	2.2	120	–	--	0.076	0.023	–	0.0018	4.7	–	1.7	–
R-19	11/19/20	N	<0.2	<1	2.4	110	–	--	<0.02	<0.02	–	0.0016	4.7	–	1.4	–
R-19	08/20/20	N	<0.2	<1	2.5	110 J	–	--	0.041 J	<0.02 J	–	0.00072	4.5	–	1.5	–

Appendix B
January 2020 to June 2026 Analytical Results
Second Quarter 2026 Quarterly Progress Report
Pacific Gas and Electric Company, Topock Compressor Station, Needles, California

Monitoring Well ID	Sample Date	Sample Type	Hexavalent Chromium (µg/L)	Total Dissolved Chromium (µg/L)	Dissolved Arsenic (µg/L)	Dissolved Barium (µg/L)	Dissolved Boron (mg/L)	Dissolved Calcium (mg/L)	Total Iron (mg/L)	Dissolved Iron (mg/L)	Dissolved Magnesium (mg/L)	Dissolved Manganese (mg/L)	Dissolved Molybdenum (µg/L)	Dissolved Potassium (mg/L)	Dissolved Selenium (µg/L)	Dissolved Sodium (mg/L)
R-19	04/30/20	N	<0.2	<1	2.1	110	--	--	0.047	0.026 J	--	0.0014	4.4	--	1.5	--
R-19	02/20/20	N	<0.2	<1	2.1	120	--	--	0.093 J	0.027 J	--	0.0013	4.7 J	--	1.5	--
R-19	01/30/20	N	<0.2	<1	2.1	110	--	--	0.047	0.038 J	--	0.0025 J	4.7	--	1.6	--
R-19	02/18/26	FD	<0.2	--	2.2	--	--	--	--	--	--	0.0011	--	--	--	--
R-19	08/21/25	FD	<0.2	--	2.3	--	--	--	--	--	--	0.0021	--	--	--	--
R-19	08/19/21	FD	<0.2	<1	2.1	100	--	--	0.022	<0.02 J	--	<0.0005	4.1	--	1.5	--
R-19	01/28/21	FD	<0.2	<1	2.3	120	--	--	0.043	0.029	--	0.0016	4.5	--	1.6	--
R-28	05/20/26	N	<0.2	<1	2.4	--	--	--	--	--	--	0.0017 J	--	--	--	--
R-28	02/17/26	N	<0.2	--	2.3	--	--	--	--	--	--	0.001	--	--	--	--
R-28	11/19/25	N	<0.2	<1	2	--	--	--	--	--	--	0.0011	4.5	--	1.5	--
R-28	08/20/25	N	<0.2	--	2.4	--	--	--	--	--	--	0.0019	--	--	--	--
R-28	05/14/25	N	<0.2	<1	2.3	--	--	--	--	--	--	0.00064	--	--	--	--
R-28	02/19/25	N	<0.2	--	2.3	--	--	--	--	--	--	0.00052	--	--	--	--
R-28	11/13/24	N	<0.2	<1	2.3	--	--	--	--	--	--	0.0015	5.2	--	1.7	--
R-28	08/14/24	N	<0.2	--	2.6	--	--	--	--	--	--	0.0034	--	--	--	--
R-28	05/15/24	N	<0.2	<1	2.5	--	--	--	--	--	--	0.001	--	--	--	--
R-28	02/14/24	N	<0.2	--	2.2	--	--	--	--	--	--	0.002	--	--	--	--
R-28	11/15/23	N	<0.2	<1	2.7	--	--	--	--	--	--	0.0028	6.1	--	2	--
R-28	08/16/23	N	<0.2	--	2.3	--	--	--	--	--	--	0.0027 J	--	--	--	--
R-28	05/16/23	N	<0.2	<1	2.1	--	--	--	--	--	--	0.0033 J	--	--	--	--
R-28	02/15/23	N	<0.2	--	2.6	--	--	--	--	--	--	0.0011	--	--	--	--
R-28	11/15/22	N	<0.2	<1	2.4 J	--	--	--	--	--	--	0.001	4.7	--	1.4	--
R-28	08/17/22	N	<0.2	--	2.2	--	--	--	--	--	--	0.0023 J	--	--	--	--
R-28	05/18/22	N	<0.2	<1	2 J	--	--	--	--	--	--	0.00058	--	--	--	--
R-28	02/16/22	N	<0.2	--	2	--	--	--	--	--	--	<0.0005 J	--	--	--	--
R-28	11/17/21	N	<0.2	<1	3.3	--	--	--	--	--	--	0.00095	4.7 J	--	2	--
R-28	08/18/21	N	<0.2	<1	2.1	100	--	--	0.022 J	<0.02	--	<0.0005	4.3	--	1.6	--
R-28	05/19/21	N	<0.2	<1	1.9	100	--	--	<0.02	<0.02 J	--	0.00085	4.3	--	1.4	--
R-28	02/17/21	N	<0.2	<1	2.4	120	--	--	0.085 J	<0.02 J	--	0.0016	4.8	--	1.7	--
R-28	01/27/21	N	<0.2	<1	2.2	120	--	--	0.025	0.02 J	--	0.0023	4.7	--	1.5	--
R-28	11/18/20	N	<0.2	<1	2.5	110	<100	58 J	0.04	<0.02	25	0.0015	4.5	4.7	1.6	86
R-28	08/19/20	N	<0.2	<1	2.5	110 J	--	--	0.038 J	0.041 J	--	0.00095	4.7	--	1.5	--
R-28	04/29/20	N	<0.2	<1	2.3	120	--	--	0.075 J	0.088 J	--	0.0016	4.5	--	1.7	--
R-28	02/19/20	N	<0.2	<1	2.1	120 J	--	--	0.15 J	0.063 J	--	0.0018	4.6	--	1.6	--
R-28	01/29/20	N	<0.2	<1	2.2	120	--	--	0.18	<0.02	--	0.0026	4.7	--	1.6	--
R-28	05/20/26	FD	<0.2	<1	2.4	--	--	--	--	--	--	0.00067 J	--	--	--	--
R-28	11/19/25	FD	<0.2	<1	2	--	--	--	--	--	--	0.0012	4.6	--	1.6	--
R-28	05/14/25	FD	<0.2	<1	2.5	--	--	--	--	--	--	0.00075	--	--	--	--
R-28	02/19/25	FD	<0.2	--	2.2	--	--	--	--	--	--	<0.00052	--	--	--	--
R-28	11/13/24	FD	<0.2	<1	2.4	--	--	--	--	--	--	0.0016	5.1	--	1.8	--
R-28	05/15/24	FD	<0.2	<1	2.3	--	--	--	--	--	--	0.00097	--	--	--	--
R-28	11/18/20	FD	<0.2	<1	2.5	110	0.13	59 J	0.045	<0.02	25	0.0013	4.5	4.7	1.5	86
R-63	05/20/26	N	<0.2	<1	2.2	--	--	--	--	--	--	0.00075	--	--	--	--
R-63	02/17/26	N	<0.2	--	2.4	--	--	--	--	--	--	0.0014	--	--	--	--
R-63	11/19/25	N	<0.2	<1	2.1	--	--	85	--	0.027	26	0.024	4.7	6.9	1.2	180
R-63	08/20/25	N	<0.2	--	2.2	--	--	--	--	--	--	0.0057	--	--	--	--
R-63	05/14/25	N	<0.2	<1	2.6	--	--	--	--	--	--	0.0019	--	--	--	--
R-63	02/19/25	N	<0.2	--	2.2	--	--	--	--	--	--	0.0011	--	--	--	--
R-63	11/13/24	N	<0.2	<1	2.5	130	0.12	67	0.035	<0.02	24	0.0023	5.2	4.6	2	110 J
R-63	08/14/24	N	<0.2	<1	2.8	150	0.13	73	0.058	<0.02	24	0.0067	5.5	5.4	1.8	120
R-63	05/15/24	N	<0.2	<1	2.4	140	0.14	76	0.069	<0.02	25	0.0055	5.1	5.8 J	1.8	120

Appendix B
January 2020 to June 2026 Analytical Results
Second Quarter 2026 Quarterly Progress Report
Pacific Gas and Electric Company, Topock Compressor Station, Needles, California

Monitoring Well ID	Sample Date	Sample Type	Hexavalent Chromium (µg/L)	Total Dissolved Chromium (µg/L)	Dissolved Arsenic (µg/L)	Dissolved Barium (µg/L)	Dissolved Boron (mg/L)	Dissolved Calcium (mg/L)	Total Iron (mg/L)	Dissolved Iron (mg/L)	Dissolved Magnesium (mg/L)	Dissolved Manganese (mg/L)	Dissolved Molybdenum (µg/L)	Dissolved Potassium (mg/L)	Dissolved Selenium (µg/L)	Dissolved Sodium (mg/L)
R-63	02/14/24	N	<0.2	--	2.2	150	0.14	77	0.044	0.024	--	0.0023	--	5.2	--	100
R-63	11/15/23	N	<0.2	<1	2.2	150	0.16	86 J	0.037	<0.02	29 J	0.0094	5.6	5.9	1.5	130 J
R-63	08/16/23	N	<0.2	--	2.2	--	--	--	--	--	--	0.0063 J	--	--	--	--
R-63	05/16/23	N	<0.2	<1	2.5	--	--	--	--	--	--	0.0033 J	--	--	--	--
R-63	02/15/23	N	<0.2	--	2.4	--	--	--	--	--	--	0.0034	--	--	--	--
R-63	11/15/22	N	<0.2	<1	2.6 J	--	--	--	--	--	--	0.003	4.8	--	1.6	--
R-63	08/17/22	N	<0.2	--	2	--	--	--	--	--	--	0.0087 J	--	--	--	--
R-63	05/18/22	N	<0.2	<1	2 J	--	--	--	--	--	--	0.0012	--	--	--	--
R-63	02/16/22	N	<0.2	--	2	--	--	--	--	--	--	0.0007 J	--	--	--	--
R-63	11/17/21	N	<0.2	<1	2.8	--	--	--	--	--	--	0.0018	4.4 J	--	1.7	--
R-63	08/18/21	N	<0.2	<1	2	100	--	--	0.029 J	<0.02	--	0.0017	4.1	--	1.4	--
R-63	05/19/21	N	<0.2	<1	2.1	100	--	--	0.13 J	<0.02 J	--	0.0036	4.4	--	1.3	--
R-63	02/17/21	N	<0.2	<1	2.4	120	--	--	0.053 J	0.041 J	--	0.0033	4.6	--	1.9	--
R-63	01/27/21	N	<0.2	<1	2.2	120	--	--	0.043	0.027 J	--	0.0019	4.7	--	1.6	--
R-63	11/18/20	N	<0.2	<1	2.3	110	--	--	0.067	<0.02	--	0.0024	4.6	--	1.5	--
R-63	08/19/20	N	<0.2 J	<1	2.6	120 J	--	--	0.028 J	<0.02 J	--	0.0024	4.9	--	1.5	--
R-63	04/29/20	N	<0.2	<1	2.2	120	--	--	0.073 J	0.058 J	--	0.0018	4.7	--	1.6	--
R-63	02/19/20	N	<0.2	<1	2.3	120 J	--	--	0.17 J	0.043 J	--	0.0029	4.8	--	1.6	--
R-63	01/29/20	N	<0.2	<1	2.1	110	--	--	0.11	<0.02	--	0.0036	4.4	--	1.6	--
R-63	11/15/23	FD	<0.2	<1	2.5	170	0.17	86 J	0.053	<0.02	29 J	0.01	6	6	1.7	130 J
R-63	08/16/23	FD	<0.2	--	2.3	--	--	--	--	--	--	0.0067 J	--	--	--	--
R-63	05/18/22	FD	<0.2	<1	2 J	--	--	--	--	--	--	0.0012	--	--	--	--
R-63	05/19/21	FD	<0.2	<1	2.2	110	--	--	0.097 J	<0.02 J	--	0.0036	4.7	--	1.4	--
RRB	05/21/26	N	<0.2	<1	2.4	--	--	--	--	--	--	0.00064	--	--	--	--
RRB	02/18/26	N	<0.2	--	2.5	--	--	--	--	--	--	0.0011	--	--	--	--
RRB	11/20/25	N	<0.2	<1	2.2	--	--	--	--	--	--	0.0038	4.6	--	1.3	--
RRB	08/21/25	N	<0.2	--	2.2	--	--	--	--	--	--	0.0022	--	--	--	--
RRB	05/15/25	N	<0.2	<1	2.4 J	--	--	--	--	--	--	0.00098	--	--	--	--
RRB	02/20/25	N	<0.2	--	2.1	--	--	--	--	--	--	0.0011 J	--	--	--	--
RRB	11/14/24	N	<0.2	<1	2.4	--	--	--	--	--	--	0.0017	5.4	--	1.8	--
RRB	08/15/24	N	<0.2	--	2.5	--	--	--	--	--	--	0.0023	--	--	--	--
RRB	05/16/24	N	<0.2	<1	2.2	--	--	--	--	--	--	0.00081	--	--	--	--
RRB	02/15/24	N	<0.2	--	2.1	--	--	--	--	--	--	0.002	--	--	--	--
RRB	11/16/23	N	<0.2	<1	2.5	--	--	--	--	--	--	0.0079	5.8 J	--	2	--
RRB	08/17/23	N	<0.2	--	2.5	--	--	--	--	--	--	0.0013 J	--	--	--	--
RRB	05/17/23	N	<0.2	<1	2.3	--	--	--	--	--	--	0.0032 J	--	--	--	--
RRB	02/16/23	N	<0.2	--	1.8	--	--	--	--	--	--	0.0018	--	--	--	--
RRB	11/16/22	N	<0.2	<1	2.7	--	--	--	--	--	--	0.0077	5.2	--	1.5	--
RRB	08/18/22	N	<0.2	--	2.4	--	--	--	--	--	--	0.017	--	--	--	--
RRB	05/19/22	N	<0.2	<1 J	2 J	--	--	--	--	--	--	0.0076	--	--	--	--
RRB	02/17/22	N	<0.2	--	1.5	--	--	--	--	--	--	0.014	--	--	--	--
RRB	11/18/21	N	<0.2	<1	2.8 J	--	--	--	--	--	--	0.024	4.5	--	1.6	--
RRB	08/19/21	N	<0.2	<1	2.2	110	--	--	0.057	<0.02 J	--	0.0064	4.3	--	1.3	--
RRB	05/20/21	N	<0.2	<1	2.2	110	--	--	<0.02	<0.02	--	0.016	4.4	--	1.2	--
RRB	02/18/21	N	<0.2	<1	2.3	120	--	--	0.087 J	<0.02 J	--	0.0041	4.7	--	1.3	--
RRB	01/28/21	N	<0.2	<1	0.63	98	--	--	35	0.041	--	0.01	4.4	--	0.61	--
RRB	11/19/20	N	<0.2	<1	2.2	110	--	--	0.041	<0.02	--	0.0052	4.6	--	1.4	--
RRB	08/20/20	N	<0.2	<1	2.3	110 J	--	--	0.03 J	<0.02 J	--	0.0071	4.7	--	1.4	--
RRB	04/30/20	N	<0.2	<1	2.2	110	--	--	0.024	<0.02	--	0.0018	4.7	--	2.9	--
RRB	02/20/20	N	<0.2	<1	2.1	97 J	--	--	0.16	0.021	--	0.0027	4.8	--	1.5	--
RRB	01/30/20	N	<0.2	<1	2.4	80	--	--	1.10	<0.1 J	--	0.021 J	7	--	2.3	--

Appendix B
January 2020 to June 2026 Analytical Results
Second Quarter 2026 Quarterly Progress Report
Pacific Gas and Electric Company, Topock Compressor Station, Needles, California

Monitoring Well ID	Sample Date	Sample Type	Hexavalent Chromium (µg/L)	Total Dissolved Chromium (µg/L)	Dissolved Arsenic (µg/L)	Dissolved Barium (µg/L)	Dissolved Boron (mg/L)	Dissolved Calcium (mg/L)	Total Iron (mg/L)	Dissolved Iron (mg/L)	Dissolved Magnesium (mg/L)	Dissolved Manganese (mg/L)	Dissolved Molybdenum (µg/L)	Dissolved Potassium (mg/L)	Dissolved Selenium (µg/L)	Dissolved Sodium (mg/L)
RRB	05/17/23	FD	<0.2	<1	2.5	--	--	--	--	--	--	0.0028 J	--	--	--	--
RRB	08/18/22	FD	<0.2	--	2.1	--	--	--	--	--	--	0.015	--	--	--	--
RRB	11/18/21	FD	<0.2	<1	2.9 J	--	--	--	--	--	--	0.025	4.4	--	1.5	--
SW1	05/20/26	N	<0.2	<1	2.6	--	--	--	--	--	--	0.0011	--	--	--	--
SW1	02/17/26	N	<0.2	--	2.6	--	--	--	--	--	--	0.0015	--	--	--	--
SW1	11/19/25	N	<0.2	<1	2.1	--	--	--	--	--	--	0.0029	4.5	--	1.4	--
SW1	08/20/25	N	<0.2	--	2.4	--	--	--	--	--	--	0.005	--	--	--	--
SW1	05/14/25	N	<0.2	<1	2.2	--	--	--	--	--	--	0.0012	--	--	--	--
SW1	02/19/25	N	<0.2	--	2.1	--	--	--	--	--	--	0.0014	--	--	--	--
SW1	11/13/24	N	<0.2	<1	2.6	--	--	--	--	--	--	0.0026	5.2	--	1.9	--
SW1	08/14/24	N	<0.2	--	2.6	--	--	--	--	--	--	0.0039	--	--	--	--
SW1	05/15/24	N	<0.2	<1	2.2	--	--	--	--	--	--	0.00097	--	--	--	--
SW1	02/14/24	N	<0.2	--	2.3	--	--	--	--	--	--	0.0018	--	--	--	--
SW1	11/15/23	N	<0.2	<1	2.4	--	--	--	--	--	--	0.0029	5.8	--	1.9	--
SW1	08/16/23	N	<0.2	--	2.5	--	--	--	--	--	--	0.0044 J	--	--	--	--
SW1	05/16/23	N	<0.2	<1	2.3	--	--	--	--	--	--	0.0035 J	--	--	--	--
SW1	02/15/23	N	<0.2	--	2.5	--	--	--	--	--	--	0.0016	--	--	--	--
SW1	11/15/22	N	<0.2	<1	2.1 J	--	--	--	--	--	--	0.001	9	--	0.97	--
SW1	08/17/22	N	<0.2	--	2.4	--	--	--	--	--	--	0.0077 J	--	--	--	--
SW1	05/18/22	N	<0.2	<1	1.6 J	--	--	--	--	--	--	0.011	--	--	--	--
SW1	02/16/22	N	<0.2	--	1.4	--	--	--	--	--	--	0.021 J	--	--	--	--
SW1	11/17/21	N	<0.2	<1	2.2	--	--	--	--	--	--	0.0069	5.6 J	--	1.1	--
SW1	08/18/21	N	<0.2	<1	--	--	--	--	--	--	--	--	--	--	--	--
SW1	05/19/21	N	<0.2	<1	--	--	--	--	--	--	--	--	--	--	--	--
SW1	02/17/21	N	<0.2	<1	--	--	--	--	--	--	--	--	--	--	--	--
SW1	01/27/21	N	<0.2	<1	--	--	--	--	--	--	--	--	--	--	--	--
SW1	11/18/20	N	<0.2	<1	--	--	--	--	--	--	--	--	--	--	--	--
SW1	08/20/20	N	<0.2	<1	--	--	--	--	--	--	--	--	--	--	--	--
SW1	04/30/20	N	<0.2	<1	--	--	--	--	--	--	--	--	--	--	--	--
SW1	02/19/20	N	<0.2	<1	--	--	--	--	--	--	--	--	--	--	--	--
SW1	01/29/20	N	<0.2	<1	--	--	--	--	--	--	--	--	--	--	--	--
SW1	11/15/22	FD	<0.2	<1	1.8 J	--	--	--	--	--	--	0.00072	8.5	--	0.89	--
SW2	05/20/26	N	<0.2	<1	2.5	--	--	--	--	--	--	0.0013	--	--	--	--
SW2	02/17/26	N	<0.2	--	2.3	--	--	--	--	--	--	0.0015	--	--	--	--
SW2	11/19/25	N	<0.2	<1	2.2	--	--	--	--	--	--	0.0067	4.4	--	1.6	--
SW2	08/20/25	N	<0.2	--	2.6	--	--	--	--	--	--	0.0053	--	--	--	--
SW2	05/14/25	N	<0.2	<1	2.6	--	--	--	--	--	--	0.0012	--	--	--	--
SW2	02/19/25	N	<0.2	--	2.2	--	--	--	--	--	--	0.00099	--	--	--	--
SW2	11/13/24	N	<0.2	<1	2.4	--	--	--	--	--	--	0.0024	5.2	--	1.9	--
SW2	08/14/24	N	<0.2	--	2.6	--	--	--	--	--	--	0.0049	--	--	--	--
SW2	05/15/24	N	<0.2	<1	2.6	--	--	--	--	--	--	0.0024	--	--	--	--
SW2	02/14/24	N	<0.2	--	2.5	--	--	--	--	--	--	0.0021	--	--	--	--
SW2	11/15/23	N	<0.2	<1	2.5	--	--	--	--	--	--	0.0025	5.6	--	1.9	--
SW2	08/16/23	N	<0.2	--	2.3	--	--	--	--	--	--	0.0057 J	--	--	--	--
SW2	05/16/23	N	<0.2	<1	2.3	--	--	--	--	--	--	0.0028 J	--	--	--	--
SW2	02/15/23	N	<0.2	--	2.5	--	--	--	--	--	--	0.0016	--	--	--	--
SW2	11/15/22	N	<0.2	<1	1.5 J	--	--	--	--	--	--	0.0083	4.5	--	<0.5	--
SW2	08/17/22	N	<0.2	--	2.2	--	--	--	--	--	--	0.0091 J	--	--	--	--
SW2	05/18/22	N	<0.2	<1	1.9 J	--	--	--	--	--	--	0.0018	--	--	--	--
SW2	02/16/22	N	<0.2	--	1.7	--	--	--	--	--	--	0.015 J	--	--	--	--
SW2	11/17/21	N	<0.2	<1	2.3	--	--	--	--	--	--	0.0076	5.1 J	--	0.99	--

Appendix B
January 2020 to June 2026 Analytical Results
Second Quarter 2026 Quarterly Progress Report
Pacific Gas and Electric Company, Topock Compressor Station, Needles, California

Monitoring Well ID	Sample Date	Sample Type	Hexavalent Chromium (µg/L)	Total Dissolved Chromium (µg/L)	Dissolved Arsenic (µg/L)	Dissolved Barium (µg/L)	Dissolved Boron (mg/L)	Dissolved Calcium (mg/L)	Total Iron (mg/L)	Dissolved Iron (mg/L)	Dissolved Magnesium (mg/L)	Dissolved Manganese (mg/L)	Dissolved Molybdenum (µg/L)	Dissolved Potassium (mg/L)	Dissolved Selenium (µg/L)	Dissolved Sodium (mg/L)
SW2	08/18/21	N	<0.2	<1	–	–	–	--	–	–	–	–	--	–	–	–
SW2	05/19/21	N	<0.2	<1	–	–	–	--	–	–	–	–	--	–	–	–
SW2	02/17/21	N	<0.2	<1	–	–	–	--	–	–	–	–	--	–	–	–
SW2	01/27/21	N	<0.2	<1	–	–	–	--	–	–	–	–	--	–	–	–
SW2	11/18/20	N	<0.2	<1	–	–	–	--	–	–	–	–	--	–	–	–
SW2	08/20/20	N	<0.2	<1	–	–	–	--	–	–	–	–	--	–	–	–
SW2	04/30/20	N	<0.2	<1	–	–	–	--	–	–	–	–	--	–	–	–
SW2	02/19/20	N	<0.2	<1	–	–	–	--	–	–	–	–	--	–	–	–
SW2	01/29/20	N	<0.2	<1	–	–	–	--	–	–	–	–	--	–	–	–
TCS-1	09/08/22	N	1,500	1,500	0.77	44	0.93	150	<0.02	0.021	36	0.00075	23	10	25	470
TCS-1	09/08/22	N	4,200	4,000	<0.1	37	1.6	380	0.022	<0.02	19	0.026	21	29	44	1,800
TCS-1	08/24/22	N	3,100	3,600	<0.1	–	–	--	–	–	–	–	--	–	–	–
TCS-1	04/13/22	N	<1	<1	<0.1	–	–	--	–	–	–	–	--	–	–	–
TCS-1	04/07/22	N	<1	<1	<0.1	–	–	--	–	–	–	–	--	–	–	–
TCS-1	04/05/22	N	<0.2	1.8	<0.1	–	–	--	–	–	–	–	--	–	–	–
TCS-1	04/04/22	N	<0.2	<1	<0.1	–	–	--	–	–	–	–	--	–	–	–
TCS-1	04/03/22	N	1,100	1,100	<0.1	–	–	--	–	–	–	–	--	–	–	–
TCS-2	10/23/22	N	1,400	1,400	2.6	34	1.4	290	<0.02	<0.02	18	0.0075	19	22	16	880
TCS-2	10/23/22	N	450	510	1.5	58	0.5	290	0.51	<0.02	55	0.0069	5.9	9.9	13	280
TCS-2	10/20/22	N	1,200	1,300	2.3	–	–	--	–	–	–	–	--	–	–	–
TCS-2	04/23/22	N	<1	<1	<0.1	–	–	--	–	–	–	–	--	–	–	–
TCS-2	04/23/22	N	120	52	<0.1	–	–	--	–	–	–	–	--	–	–	–
TCS-2	04/22/22	N	2,300	2,100	<0.1	–	–	--	–	–	–	–	--	–	–	–
TCS-2	04/21/22	N	<0.2	<1	<0.1	–	–	--	–	–	–	–	--	–	–	–
TCS-2	04/21/22	N	<0.2	<1	<0.1	–	–	--	–	–	–	–	--	–	–	–
TCS-2	04/20/22	N	<0.2	<1	<0.1	–	–	--	–	–	–	–	--	–	–	–
TCS-2	04/19/22	N	4,300	4,100	<0.5	–	–	--	–	–	–	–	--	–	–	–
TCS-2	04/20/22	FD	<0.2	<1	<0.1	–	–	--	–	–	–	–	--	–	–	–
Topock-2	06/11/24	N	8	11.9	13.2	70.5	0.49 J	27.80	–	<0.1	4.54	<0.01	18.2	5.57	<1	202
Topock-2	03/14/24	N	8.49	11.9	13.8	77.8	0.591	29.90	–	0.126	4.68	<0.01	16.7	5.59	<1	205
TOPOCK-2	11/30/23	N	7.65	15.1	15.9	72.6	0.515	29.4	–	<0.5	4.31	<0.05	17.3	6.35	<5	209
TOPOCK-2	06/14/23	N	8.55	13.1	9.97	81.3	0.451	28.7	–	<0.5	4.25	0.0928	16.5	5.7	<5	201
TOPOCK-2	03/08/23	N	13.7	17.8	14.7	66.4	0.407	26	–	<0.1	3.92	<0.01	14.4	5.13	<1	186
TOPOCK-2	05/18/22	N	13.8	17.9	15.3	63.6	0.402	26.5	–	<1	3.94	<0.1	<20	5.37	<10	190
TOPOCK-2	09/20/21	N	11.8	13	12.1	51.9	0.557	37	–	<0.1	4.2	R	19.1	6.71	<1	259
Topock-3	06/11/24	N	11.1	12.5	11.4	59.1	0.59 J	38.20	–	<0.1	4.73	<0.01	20.6	6.72	<1	269
Topock-3	03/14/24	N	5.8	6.47	11.6	64.4	0.63	40.80	–	<0.1	5.27	<0.01	21.6	6.99	<1	275
TOPOCK-3	11/30/23	N	11	13.3	12.4	59.9	0.58	39	–	<0.5	4.71	<0.05	21	6.81	<5	269
TOPOCK-3	06/14/23	N	12.6	14.6	12	58.3	0.527	36	–	<0.5	4.44	<0.05	20.4	6.68	<5	256
TOPOCK-3	03/08/23	N	5.58	6.74	11.1	63	0.526	36.9	–	<0.1	4.88	<0.01	22.3	6.21	<1	243
TOPOCK-3	05/18/22	N	11.4	14.9	12.1	58	0.527	37.9	–	2.29	4.55	<0.1	20.5	6.72	<10	266
TOPOCK-3	09/20/21	N	14.2	14.9	13.4	69.3	0.508	30.1	–	<0.1	4.1	R	16.3	5.67	<1	203
Topock-3	06/11/24	FD	11.1	12.5	11.7	58.7	0.592 J	38.20	–	<0.1	4.77	<0.01	20.8	6.79	<1	277
TOPOCK-3	11/30/23	FD	11	14	13	61.2	0.592	40.3	–	<0.5	4.88	<0.05	21.8	7.12	<5	275
TW-01	04/30/26	N	4,100	4,000	–	–	–	--	–	–	–	–	17	–	56	–
TW-01	11/21/25	N	4,700	5,000	<0.1	–	–	--	–	–	–	0.00064 J	12	–	24	–
TW-01	05/21/25	N	4,400	5,300	–	–	–	--	–	–	–	–	16	–	83	–
TW-01	11/22/24	N	5,100	5,000	1.9	–	–	--	–	–	–	<0.0025 J	18	–	61	–
TW-01	05/23/24	N	4,700	4,400	–	–	–	--	–	–	–	–	15	–	61	–
TW-01	12/01/23	N	4,500	5,000	<0.1 J	–	–	--	–	–	–	0.003	16	–	66	–
TW-01	06/02/23	N	3,700	3,900 J	–	–	–	--	–	–	–	–	13	–	23	–

Appendix B
January 2020 to June 2026 Analytical Results
Second Quarter 2026 Quarterly Progress Report
Pacific Gas and Electric Company, Topock Compressor Station, Needles, California

Monitoring Well ID	Sample Date	Sample Type	Hexavalent Chromium (µg/L)	Total Dissolved Chromium (µg/L)	Dissolved Arsenic (µg/L)	Dissolved Barium (µg/L)	Dissolved Boron (mg/L)	Dissolved Calcium (mg/L)	Total Iron (mg/L)	Dissolved Iron (mg/L)	Dissolved Magnesium (mg/L)	Dissolved Manganese (mg/L)	Dissolved Molybdenum (µg/L)	Dissolved Potassium (mg/L)	Dissolved Selenium (µg/L)	Dissolved Sodium (mg/L)
TW-01	12/15/22	N	3,300	3,200	<0.1	–	–	--	–	–	–	0.019	13	–	24	–
TW-01	12/08/21	N	1,200	1,300	0.76	–	–	--	–	–	–	<0.0005 J	31	–	13	–
TW-01	12/02/21	N	1,200	–	–	–	–	--	–	–	–	–	--	–	–	–
TW-01	11/22/21	N	1,200	–	–	–	–	--	–	–	–	–	--	–	–	–
TW-01	11/15/21	N	1,300	1,300	1.7 J	–	–	240	–	–	24 J	–	32 J	18 J	13	1,200
TW-01	11/11/21	N	1,300	–	–	–	–	--	–	–	–	–	--	–	–	–
TW-01	11/02/21	N	1,300	1,300	1.1	38 J	1.4	280	–	<0.02	26 J	<0.0005	32	18 J	13	1,300 J
TW-01	10/20/21	N	1,300	1,400	0.92	–	–	270 J	–	–	26	<0.0005	33	19	13	1,200 J
TW-01	10/07/21	N	1,300	1,300	0.79	37	1.4	260	–	<0.02	25 J	<0.0005	34	22 J	12	1,200
TW-01	09/30/21	N	–	–	<0.1 J	–	–	310 J	–	–	30	<0.0005	40	20	14	1,300
TW-01	09/23/21	N	1,200	1,400 J	<0.1 J	–	–	280 J	–	–	25	<0.0005	38 J	19	12	1,200
TW-01	09/15/21	N	–	–	<0.1	–	–	240	–	–	23 J	<0.0005	37	20 J	14	1,200 J
TW-01	09/09/21	N	1,200	1,300	<0.1	42	1.2	240	–	<0.02 J	23 J	<0.0005	39	18	14	700 J
TW-01	09/02/21	N	1,200	–	–	–	–	--	–	–	–	–	--	–	–	–
TW-01	09/01/21	N	–	1,500 J	<0.1	–	–	240	–	–	23	<0.0005	22	18	9.2	1,200
TW-01	08/25/21	N	–	–	<0.1 J	–	–	250	–	–	23	<0.0005	31	18	12	1,100
TW-01	08/16/21	N	1,400	1,400	<0.1	35	1.3	230	–	<0.02	24 J	<0.0005	30	17	12	1,100
TW-01	08/03/21	N	–	–	<0.1	–	–	240	–	–	25	<0.0005	30	18	12	1,100
TW-01	07/26/21	N	1,400	1,500	<0.1	–	–	230	–	–	22	–	30	17 J	10	1,200
TW-01	07/20/21	N	–	–	<0.1	–	–	230	–	–	22	<0.0005	30	17 J	11	1,200
TW-01	07/12/21	N	1,500	1,700	<0.1	–	–	210	–	–	22 J	–	35	20 J	10	1,000
TW-01	07/08/21	N	–	–	<0.1	–	–	210	–	–	24	<0.0005	35	19 J	11	1,000
TW-01	06/28/21	N	1,500	1,600	<0.1	32	1.2	200	–	0.023 J	20 J	<0.0005	34 J	17	10	1,100
TW-01	06/21/21	N	1,400	1,500	–	–	–	--	–	–	–	–	--	–	–	–
TW-01	06/20/21	N	1,500	1,500	–	–	–	--	–	–	–	–	--	–	–	–
TW-01	06/19/21	N	1,500	1,500	–	–	–	--	–	–	–	–	--	–	–	–
TW-01	06/18/21	N	1,400	1,500	–	–	–	--	–	–	–	–	--	–	–	–
TW-01	06/17/21	N	1,400	1,500	–	–	–	--	–	–	–	–	--	–	–	–
TW-01	06/16/21	N	1,400	1,500	–	–	–	--	–	–	–	–	--	–	–	–
TW-01	06/15/21	N	1,400	1,500	–	–	–	--	–	–	–	–	--	–	–	–
TW-01	06/10/21	N	1,400	1,500	<0.1	30	1.3 J	200	–	<0.02	17	<0.0005	25	18 J	10	1,100
TW-01	11/04/20	N	1,400	1,400	0.71	26	1.6	170	0.065 J	<0.02	21	<0.0005	26	17 J	10	1,000
TW-01	11/21/25	FD	4,800	4,800	<0.1	–	–	--	–	–	–	0.00057 J	12	–	25	–
TW-01	11/22/24	FD	5,300	4,500	1.5	–	–	--	–	–	–	0.038 J	15	–	46	–
TW-01	11/02/21	FD	1,300	1,300	1	41 J	1.4	260	–	<0.02	25 J	<0.0005	31	18 J	14	1,600 J
TW-01	10/20/21	FD	1,300	1,400	1	–	–	290 J	–	–	27	<0.0005	34	20	14	1,300 J
TW-01	10/07/21	FD	1,300	1,300	0.72	36	1.5	250	–	<0.02	26 J	<0.0005	34	21 J	12	1,200
TW-01	09/23/21	FD	1,200	1,400 J	<0.1 J	–	–	270 J	–	–	24	<0.0005	39 J	18	13	1,200
TW-01	09/09/21	FD	1,300	1,500	<0.1	42	1.2	230	–	<0.02 J	23 J	<0.0005	38	17	14	1,300 J
TW-01	08/16/21	FD	1,400	1,500	<0.1	34	1.3	220	–	<0.02	24 J	<0.0005	29	24	12	1,300
TW-01	07/12/21	FD	1,500	1,700	<0.1	–	–	210	–	–	24 J	–	35	20 J	9.8	1,100
TW-01	06/10/21	FD	1,400	1,500	<0.1	29	1.6 J	210	–	<0.02	19	<0.0005	24	19 J	10	1,200
TW-02D	06/11/26	N	<1	–	4.9	19	–	--	–	0.038	–	0.085	--	–	–	–
TW-02D	05/12/26	N	<1	<1	1.7	18	–	--	–	<0.02	–	0.089	34	–	<0.5	–
TW-02D	04/14/26	N	<1	–	2.6	17	–	--	–	<0.02	–	0.085	--	–	–	–
TW-02D	03/10/26	N	<0.2	–	2.4	19	–	--	–	<0.02	–	0.087	--	–	–	–
TW-02D	02/10/26	N	<0.2	<1 J	2	18	–	--	–	<0.02	–	0.083	36 J	–	<0.5	–
TW-02D	01/13/26	N	<0.2	–	2.9	16	–	--	–	<0.02	–	0.075	--	–	–	–
TW-02D	12/09/25	N	<1	–	2.7	19	–	--	–	<0.02	–	0.065	--	–	–	–
TW-02D	11/11/25	N	<0.2	1.2	3.5 J	18	–	--	–	0.056	–	0.068	31	–	<0.5	–
TW-02D	10/20/25	N	<0.2	–	2.6	18	–	--	–	<0.02	–	0.083	--	–	–	–

Appendix B
January 2020 to June 2026 Analytical Results
Second Quarter 2026 Quarterly Progress Report
Pacific Gas and Electric Company, Topock Compressor Station, Needles, California

Monitoring Well ID	Sample Date	Sample Type	Hexavalent Chromium (µg/L)	Total Dissolved Chromium (µg/L)	Dissolved Arsenic (µg/L)	Dissolved Barium (µg/L)	Dissolved Boron (mg/L)	Dissolved Calcium (mg/L)	Total Iron (mg/L)	Dissolved Iron (mg/L)	Dissolved Magnesium (mg/L)	Dissolved Manganese (mg/L)	Dissolved Molybdenum (µg/L)	Dissolved Potassium (mg/L)	Dissolved Selenium (µg/L)	Dissolved Sodium (mg/L)
TW-02D	09/09/25	N	<0.22	--	1.9	17	--	--	--	0.026 J	--	0.091	--	--	--	--
TW-02D	08/13/25	N	<1	<1	2	18	--	--	--	<0.02	--	0.08	31	--	<0.5	--
TW-02D	07/15/25	N	0.41	--	2.5	20	--	--	--	<0.02	--	0.098	--	--	--	--
TW-02D	06/10/25	N	<1	--	2.3	17	--	--	--	0.022	--	0.089	--	--	--	--
TW-02D	05/06/25	N	<0.2	<1	3.3	16 J	--	--	--	<0.02	--	0.09	31	--	<0.5	--
TW-02D	04/08/25	N	0.27	--	3.7	18 J	--	--	--	<0.02	--	0.1	--	--	--	--
TW-02D	03/11/25	N	0.31	--	3.4	17	--	--	--	<0.02	--	0.087	--	--	--	--
TW-02D	02/11/25	N	<1	<1	2.6	16 J	--	--	--	<0.02	--	0.083 J	30	--	<0.5	--
TW-02D	01/14/25	N	1.1	--	4.8 J	15	--	--	--	<0.02	--	0.07 J	--	--	--	--
TW-02D	12/10/24	N	<1	--	5.4	14	--	--	--	<0.02	--	0.073	--	--	--	--
TW-02D	11/12/24	N	<1	<1	5.1	17	--	--	--	<0.02	--	0.086	32	--	<0.5	--
TW-02D	10/08/24	N	<0.2	--	5.7	15	--	--	--	<0.02	--	0.085	--	--	--	--
TW-02D	09/10/24	N	<0.2	--	6.3	16	--	--	--	<0.02	--	0.088 J	--	--	--	--
TW-02D	08/06/24	N	1.2	<1	6.2 J	17	--	--	--	0.028	--	0.087	40	--	<0.5	--
TW-02D	07/16/24	N	<0.2	--	6.4 J	16	--	--	--	<0.02	--	0.1	--	--	--	--
TW-02D	06/11/24	N	0.39	--	6.2	19	--	--	--	<0.02	--	0.1 J	--	--	--	--
TW-02D	05/07/24	N	0.41	1.1	1.9	19	--	--	--	<0.02	--	0.099	39	--	<0.5	--
TW-02D	04/09/24	N	<1	--	2.2	15 J	--	--	--	<0.02 J	--	0.096 J	--	--	--	--
TW-02D	03/12/24	N	<1	--	2.4	16	--	--	--	0.038 J	--	0.074	--	--	--	--
TW-02D	02/06/24	N	1.4	1.6	2.3	15	--	--	--	0.04	--	0.074	43	--	<0.5	--
TW-02D	01/09/24	N	1.6	--	3.5	14	--	--	--	0.021	--	0.04	--	--	--	--
TW-02D	12/12/23	N	1.3 J	--	2.5	16	--	--	--	<0.02	--	0.063	--	--	--	--
TW-02D	11/07/23	N	2	2.2	2.9 J	14	--	--	--	<0.02	--	0.031	58	--	<0.5	--
TW-02D	10/10/23	N	3.2	--	3.5	13	--	--	--	<0.02	--	0.04	--	--	--	--
TW-02D	09/14/23	N	3.4	--	3.9	12	--	--	--	<0.02	--	0.049	--	--	--	--
TW-02D	08/08/23	N	4	3.8	3.1 J	16	--	--	--	0.036 J	--	0.05	54	--	<0.5	--
TW-02D	07/20/23	N	8.4	--	4.2	13	--	--	--	0.032 J	--	0.017	--	--	--	--
TW-02D	06/13/23	N	9.4	--	3.6	14 J	--	--	--	<0.02	--	0.018 J	--	--	--	--
TW-02D	05/09/23	N	11	12	3.5	18 J	--	--	--	<0.02	--	0.094	79 J	--	<0.5	--
TW-02D	04/04/23	N	19	--	2.5 J	16	--	--	--	<0.02	--	0.055 J	--	--	--	--
TW-02D	03/07/23	N	28	--	4.3	15 J	--	--	--	<0.02	--	0.066 J	--	--	--	--
TW-02D	02/08/23	N	40	39 J	3.5	17	--	--	--	<0.02 J	--	0.037	120	--	<0.5	--
TW-02D	01/12/23	N	34	--	7.7 J	13	--	--	--	<0.02	--	0.0087	--	--	--	--
TW-02D	12/07/22	N	54	--	6.1 J	14	--	--	--	0.038 J	--	0.0071	--	--	--	--
TW-02D	11/09/22	N	120	130	6.3	15	--	--	--	<0.02	--	0.027	110	--	<0.5	--
TW-02D	10/12/22	N	100	--	2.3	22 J	--	--	--	<0.02	--	0.0052 J	--	--	--	--
TW-02D	09/14/22	N	560	--	3.1	23	--	--	--	<0.02	--	0.0077	--	--	--	--
TW-02D	08/09/22	N	200	210	<0.1	24 J	--	--	--	<0.02 J	--	0.039 J	32 J	--	0.84	--
TW-02D	07/13/22	N	490	--	<0.1	26	--	--	--	0.02 J	--	0.054	--	--	--	--
TW-02D	06/15/22	N	840	780	<0.1	34	--	--	--	<0.02	--	0.012 J	65	--	0.98 J	--
TW-02D	05/19/22	N	8.5	--	<0.1	51	--	--	--	0.56 J	--	0.27	--	--	--	--
TW-02D	04/14/22	N	710	--	<0.1	43	--	--	--	0.024	--	0.12	--	--	--	--
TW-02D	03/09/22	N	64	62	5.8	52	--	--	--	0.039 J	--	0.14	92	--	0.63	--
TW-02D	09/08/21	N	27	35	--	--	--	200	--	<0.02	34 J	0.13	18	--	0.92	1,500
TW-02D	08/04/21	N	350	360	--	--	--	170	--	<0.02	20	0.052	--	--	--	1,300
TW-02D	07/08/21	N	340	370	--	--	--	190	--	<0.02	28	0.067	--	--	--	1,400
TW-02D	02/19/20	N	740	670	--	--	--	--	--	--	--	0.14	18	--	3.4	--
TW-02D	02/11/25	FD	<1	<1	3	17 J	--	--	--	<0.02	--	0.087 J	30	--	<0.5	--
TW-02D	07/16/24	FD	<0.2	--	6.1 J	16	--	--	--	<0.02	--	0.097	--	--	--	--
TW-02D	04/09/24	FD	<1	--	2.4	15 J	--	--	--	0.02 J	--	0.094 J	--	--	--	--
TW-02D	08/08/23	FD	4	3.8	3 J	16	--	--	--	<0.02 J	--	0.049	52	--	<0.5	--

Appendix B
January 2020 to June 2026 Analytical Results
Second Quarter 2026 Quarterly Progress Report
Pacific Gas and Electric Company, Topock Compressor Station, Needles, California

Monitoring Well ID	Sample Date	Sample Type	Hexavalent Chromium (µg/L)	Total Dissolved Chromium (µg/L)	Dissolved Arsenic (µg/L)	Dissolved Barium (µg/L)	Dissolved Boron (mg/L)	Dissolved Calcium (mg/L)	Total Iron (mg/L)	Dissolved Iron (mg/L)	Dissolved Magnesium (mg/L)	Dissolved Manganese (mg/L)	Dissolved Molybdenum (µg/L)	Dissolved Potassium (mg/L)	Dissolved Selenium (µg/L)	Dissolved Sodium (mg/L)
TW-02D	11/09/22	FD	120	130	6.3	16	–	--	–	0.021	–	0.028	120	–	<0.5	–
TW-02D	06/15/22	FD	840	800	<0.1	36	–	--	–	<0.037	–	0.015 J	68	–	1.1 J	–
TW-02D	09/08/21	FD	27	34	–	–	–	--	–	–	–	0.14	18	–	0.73	–
TW-02S	06/11/26	N	1.7	–	1.4	120	–	--	–	0.031	–	0.00098	--	–	–	–
TW-02S	05/12/26	N	1.4	1.6	<0.1	110	–	--	–	<0.02	–	<0.0005	5.3	–	<0.5	–
TW-02S	04/14/26	N	0.82	–	<0.1	100	–	--	–	<0.02	–	<0.0005	--	–	–	–
TW-02S	03/10/26	N	0.8	–	<0.1	100	–	--	–	<0.02	–	<0.0005	--	–	–	–
TW-02S	02/10/26	N	0.77	1 J	<0.1	110	–	--	–	<0.02	–	<0.0005	4.6 J	–	<0.5	–
TW-02S	01/13/26	N	0.97	–	<0.1	100	–	--	–	<0.02	–	<0.0005	--	–	–	–
TW-02S	12/09/25	N	2	–	<0.1	120	–	--	–	<0.02	–	<0.0005	--	–	–	–
TW-02S	11/11/25	N	2	2.5	<0.1	110	–	--	–	<0.02	–	<0.0005	4.6	–	<0.5	–
TW-02S	10/20/25	N	2.1	–	<0.1	120	–	--	–	<0.02	–	<0.0005	--	–	–	–
TW-02S	09/09/25	N	2.1	–	<0.1	120	–	--	–	<0.02 J	–	<0.0005	--	–	–	–
TW-02S	08/13/25	N	1.8	2.1	<0.1	140	–	--	–	<0.02	–	<0.0005	4	–	<0.5	–
TW-02S	07/15/25	N	3.2	–	<0.1	140	–	--	–	<0.02	–	<0.0005	--	–	–	–
TW-02S	06/10/25	N	1.4	–	<0.1	130	–	--	–	0.022	–	<0.0005	--	–	–	–
TW-02S	05/06/25	N	1.7	2	<0.1	130 J	–	--	–	<0.02	–	<0.0005	3.6	–	<0.5	–
TW-02S	04/08/25	N	1.6	–	<0.1	130 J	–	--	–	<0.02	–	0.00089	--	–	–	–
TW-02S	03/11/25	N	2.4	–	<0.1	130	–	--	–	<0.02	–	<0.0005	--	–	–	–
TW-02S	02/11/25	N	4.2	4.2	<0.1	130 J	–	--	–	<0.02	–	<0.0005 J	3.5	–	<0.5	–
TW-02S	01/14/25	N	3.3	–	1.2 J	130	–	--	–	<0.02	–	0.00057 J	--	–	–	–
TW-02S	12/10/24	N	3.1	–	1.4	130	–	--	–	<0.02	–	0.0009	--	–	–	–
TW-02S	11/12/24	N	3.8	4.1	1.2	150	–	--	–	<0.02	–	0.00085	3.2	–	<0.5	–
TW-02S	10/08/24	N	3.8	–	1.3	140	–	--	–	<0.02	–	0.0011	--	–	–	–
TW-02S	09/10/24	N	6.7	–	1.3	150	–	--	–	<0.02	–	0.0011	--	–	–	–
TW-02S	08/06/24	N	5.5	6.1	1.3 J	160	–	--	–	<0.02	–	0.0013	3.4	–	<0.5	–
TW-02S	07/16/24	N	3.9	–	1.3 J	160	–	--	–	<0.02	–	0.002	--	–	–	–
TW-02S	06/11/24	N	4.9	–	1.3	190	–	--	–	<0.02	–	0.0011 J	--	–	–	–
TW-02S	05/07/24	N	4.9	5.1	<0.1	230	–	--	–	<0.02	–	<0.0005	2.8	–	<0.5	–
TW-02S	04/09/24	N	5.4	–	<0.1	170 J	–	--	–	<0.02 J	–	<0.0005 J	--	–	–	–
TW-02S	03/12/24	N	6.8	–	<0.1	160	–	--	–	<0.02	–	<0.0005	--	–	–	–
TW-02S	02/06/24	N	18	19	<0.1	160	–	--	–	<0.02	–	<0.0005	3	–	<0.5	–
TW-02S	01/09/24	N	24	–	<0.1	150	–	--	–	<0.02	–	<0.0005	--	–	–	–
TW-02S	12/12/23	N	19 J	–	<0.1	160	–	--	–	<0.02	–	<0.0005	--	–	–	–
TW-02S	11/07/23	N	12	11	<0.1 J	170	–	--	–	<0.02	–	<0.0005	3	–	<0.5	–
TW-02S	10/10/23	N	17	–	<0.1	170	–	--	–	<0.02	–	<0.0005	--	–	–	–
TW-02S	09/14/23	N	19	–	<0.1	160	–	--	–	<0.02	–	<0.0005	--	–	–	–
TW-02S	08/08/23	N	11	10	<0.1 J	250	–	--	–	0.042 J	–	<0.0005	2.7	–	<0.5	–
TW-02S	07/20/23	N	21	–	<0.1	220	–	--	–	0.038 J	–	<0.0005	--	–	–	–
TW-02S	06/13/23	N	20	–	<0.1	230 J	–	--	–	<0.02	–	<0.0005 J	--	–	–	–
TW-02S	05/09/23	N	32	38	<0.1	260 J	–	--	–	<0.02	–	<0.0005	5.6 J	–	<0.5	–
TW-02S	04/04/23	N	44	–	<0.1 J	240	–	--	–	<0.02	–	<0.0005 J	--	–	–	–
TW-02S	03/07/23	N	70	–	<0.1	220 J	–	--	–	<0.02	–	<0.0005 J	--	–	–	–
TW-02S	02/08/23	N	85	99	<0.1	200	–	--	–	<0.02 J	–	<0.0005	4.4	–	2.8 J	–
TW-02S	01/12/23	N	120	–	1.3 J	200	–	--	–	0.09	–	0.00091	--	–	–	–
TW-02S	12/07/22	N	140	–	0.62 J	210	–	--	–	0.061 J	–	<0.0005	--	–	–	–
TW-02S	11/09/22	N	120	130	0.62	190	–	--	–	<0.02	–	<0.0005	5.3	–	1.1	–
TW-02S	10/12/22	N	130	–	0.49	160 J	–	--	–	<0.02	–	<0.0005 J	--	–	–	–
TW-02S	09/14/22	N	130	–	0.81	110	–	--	–	<0.02	–	<0.0005	--	–	–	–
TW-02S	08/09/22	N	130	130	<0.1	77 J	–	--	–	<0.02 J	–	0.0015 J	8 J	–	2.2	–
TW-02S	07/13/22	N	100	–	0.52	66	–	--	–	<0.02	–	<0.0005	--	–	–	–

Appendix B
January 2020 to June 2026 Analytical Results
Second Quarter 2026 Quarterly Progress Report
Pacific Gas and Electric Company, Topock Compressor Station, Needles, California

Monitoring Well ID	Sample Date	Sample Type	Hexavalent Chromium (µg/L)	Total Dissolved Chromium (µg/L)	Dissolved Arsenic (µg/L)	Dissolved Barium (µg/L)	Dissolved Boron (mg/L)	Dissolved Calcium (mg/L)	Total Iron (mg/L)	Dissolved Iron (mg/L)	Dissolved Magnesium (mg/L)	Dissolved Manganese (mg/L)	Dissolved Molybdenum (µg/L)	Dissolved Potassium (mg/L)	Dissolved Selenium (µg/L)	Dissolved Sodium (mg/L)
TW-02S	06/15/22	N	91	80	0.3	52	--	--	--	<0.02	--	<0.0005	8.9	--	1.9 J	--
TW-02S	05/19/22	N	97	--	0.57	52	--	--	--	<0.02 J	--	<0.0005	--	--	--	--
TW-02S	04/14/22	N	130	--	1.1	48	--	--	--	<0.02	--	<0.0005	--	--	--	--
TW-02S	03/09/22	N	110	99	1.4	42	--	--	--	0.031 J	--	<0.0005	9.7	--	2.5	--
TW-02S	06/11/26	FD	1.5	--	1.4	120	--	--	--	0.066	--	0.0011	--	--	--	--
TW-02S	05/12/26	FD	1.2	1.4	<0.1	110	--	--	--	0.026	--	<0.0005	5.1	--	<0.5	--
TW-02S	05/06/25	FD	1.7	1.9	<0.1	120 J	--	--	--	<0.02	--	<0.0005	3.4	--	<0.5	--
TW-02S	12/10/24	FD	3.7	--	1.2	130	--	--	--	<0.02	--	0.001	--	--	--	--
TW-02S	02/06/24	FD	17	18	<0.1	160	--	--	--	<0.02	--	<0.0005	3.1	--	<0.5	--
TW-02S	05/09/23	FD	32	36	<0.1	240 J	--	--	--	<0.02	--	<0.0005	5.3 J	--	<0.5	--
TW-02S	02/08/23	FD	85	98	<0.1	200	--	--	--	<0.02 J	--	<0.0005	4.4	--	<0.5 J	--
TW-03D	06/11/26	N	4.6	--	5.1	29	--	--	--	<0.02	--	0.063	--	--	--	--
TW-03D	05/12/26	N	6.9	7.1	0.41	60	--	--	--	<0.02	--	0.085	17	--	<0.5	--
TW-03D	04/14/26	N	3.9	--	2.5	28	--	--	--	<0.02	--	0.067	--	--	--	--
TW-03D	03/10/26	N	3	--	2	26	--	--	--	<0.02	--	0.058	--	--	--	--
TW-03D	02/10/26	N	3.1	3.2 J	1.5	28	--	--	--	<0.02	--	0.058	40 J	--	<0.5 J	--
TW-03D	01/13/26	N	2.4	--	2.8	25	--	--	--	<0.02	--	0.054	--	--	--	--
TW-03D	12/09/25	N	3.4	--	1.7	32	--	--	--	<0.02	--	0.057	--	--	--	--
TW-03D	11/11/25	N	11	12	<0.1	89	--	--	--	<0.02	--	0.0067	5.9	--	<0.5	--
TW-03D	10/20/25	N	1.5	--	2.3	26	--	--	--	0.025	--	0.055	--	--	--	--
TW-03D	09/09/25	N	<0.49	--	<0.1	94	--	--	--	0.071 J	--	0.022	--	--	--	--
TW-03D	08/13/25	N	5	5.6	<0.1	100	--	--	--	<0.02	--	0.0088	5.4	--	<0.5	--
TW-03D	07/15/25	N	4.8	--	0.79	56	--	--	--	0.051	--	0.041	--	--	--	--
TW-03D	06/10/25	N	6.4	--	<0.1	97	--	--	--	<0.02	--	0.0035	--	--	--	--
TW-03D	05/06/25	N	13	11	<0.1	100 J	--	--	--	<0.02	--	0.00054	5.2	--	<0.5	--
TW-03D	04/08/25	N	1.7	--	4	26 J	--	--	--	<0.02	--	0.065	--	--	--	--
TW-03D	03/11/25	N	5.3	--	2	58	--	--	--	<0.02	--	0.032	--	--	--	--
TW-03D	02/11/25	N	3	3.1	2.3	33 J	--	--	--	<0.02	--	0.042 J	33	--	<0.5	--
TW-03D	01/14/25	N	2.6	--	4.7 J	23	--	--	--	<0.02	--	0.043 J	--	--	--	--
TW-03D	12/10/24	N	4	--	5	38	--	--	--	<0.02	--	0.039	--	--	--	--
TW-03D	11/12/24	N	12	12	1.3	130	--	--	--	<0.02	--	0.00065	4.7	--	<0.5	--
TW-03D	10/08/24	N	1.7	--	5.4	25	--	--	--	<0.02	--	0.045	--	--	--	--
TW-03D	09/10/24	N	17	--	1.5	120	--	--	--	<0.02	--	0.0012	--	--	--	--
TW-03D	08/06/24	N	6.4	5.7	5 J	45	--	--	--	<0.02	--	0.042	33	--	<0.5	--
TW-03D	07/16/24	N	0.4	--	6.8 J	22	--	--	--	<0.02	--	0.043	--	--	--	--
TW-03D	06/11/24	N	2.9	--	6	27	--	--	--	<0.02	--	0.045 J	--	--	--	--
TW-03D	05/07/24	N	23	24	<0.1	140	--	--	--	<0.02	--	<0.0005	4.7	--	<0.5	--
TW-03D	04/09/24	N	<1	--	2.1	22 J	--	--	--	0.065 J	--	0.042 J	--	--	--	--
TW-03D	03/12/24	N	20	--	1.5	39	--	--	--	0.082 J	--	0.032	--	--	--	--
TW-03D	02/06/24	N	32	33	0.98	50	--	--	--	<0.02	--	0.026	35	--	<0.5	--
TW-03D	01/09/24	N	7.4	--	1.9	37	--	--	--	<0.02	--	0.023	--	--	--	--
TW-03D	12/12/23	N	4.3 J	--	1.7	25	--	--	--	<0.02	--	0.031	--	--	--	--
TW-03D	11/07/23	N	24	24	<0.1 J	150	--	--	--	<0.02	--	<0.0005	4.7	--	<0.5	--
TW-03D	10/10/23	N	38	--	<0.1	140	--	--	--	<0.02	--	<0.0005	--	--	--	--
TW-03D	09/14/23	N	41	--	<0.1	140	--	--	--	<0.02	--	<0.0005	--	--	--	--
TW-03D	08/08/23	N	16	15	0.27 J	90	--	--	--	<0.02 J	--	0.014	31	--	<0.5	--
TW-03D	07/20/23	N	9.6	--	2.4	22	--	--	--	0.057 J	--	0.032	--	--	--	--
TW-03D	06/13/23	N	14	--	2.2	20 J	--	--	--	<0.02	--	0.029 J	--	--	--	--
TW-03D	05/09/23	N	25	30	2.7	28 J	--	--	--	<0.02	--	0.037	85 J	--	<0.5	--
TW-03D	04/04/23	N	42	--	1.9 J	21	--	--	--	<0.02	--	0.032 J	--	--	--	--
TW-03D	03/07/23	N	59	--	3.2	18 J	--	--	--	<0.02	--	0.047 J	--	--	--	--

Appendix B
January 2020 to June 2026 Analytical Results
Second Quarter 2026 Quarterly Progress Report
Pacific Gas and Electric Company, Topock Compressor Station, Needles, California

Monitoring Well ID	Sample Date	Sample Type	Hexavalent Chromium (µg/L)	Total Dissolved Chromium (µg/L)	Dissolved Arsenic (µg/L)	Dissolved Barium (µg/L)	Dissolved Boron (mg/L)	Dissolved Calcium (mg/L)	Total Iron (mg/L)	Dissolved Iron (mg/L)	Dissolved Magnesium (mg/L)	Dissolved Manganese (mg/L)	Dissolved Molybdenum (µg/L)	Dissolved Potassium (mg/L)	Dissolved Selenium (µg/L)	Dissolved Sodium (mg/L)
TW-03D	02/08/23	N	76	90	2	23	–	--	–	<0.02 J	–	0.034	110	–	<0.5	–
TW-03D	01/12/23	N	97	–	7.1 J	20	–	--	–	<0.02	–	0.044	--	–	–	–
TW-03D	12/07/22	N	170	–	4.3 J	21	–	--	–	<0.02 J	–	0.029	--	–	–	–
TW-03D	11/09/22	N	260	270	4.1	21	–	--	–	<0.02	–	0.053	110	–	<0.5	–
TW-03D	10/12/22	N	370	–	3.3	25 J	–	--	–	<0.02	–	0.041 J	--	–	–	–
TW-03D	09/14/22	N	550	–	1.8	29	–	--	–	0.095 J	–	0.019	--	–	–	–
TW-03D	08/09/22	N	160	150	<0.1	45 J	–	--	–	<0.02 J	–	0.055 J	32 J	–	0.94	–
TW-03D	07/13/22	N	520	–	<0.1	32	–	--	–	<0.02	–	0.048	--	–	–	–
TW-03D	06/15/22	N	700	750	<0.1	43	–	--	–	<0.02	–	0.11	72	–	1.1 J	–
TW-03D	05/19/22	N	610	–	<0.1	43	–	--	–	<0.02 J	–	0.15	--	–	–	–
TW-03D	04/14/22	N	780	–	<0.1	45	–	--	–	<0.02	–	0.14	--	–	–	–
TW-03D	03/09/22	N	920	840	<0.1	42	–	--	–	<0.02 J	–	0.03	65	–	1.1	–
TW-03D	12/16/21	N	400	390	<0.1	36	–	--	–	<0.02	–	0.013	22	–	3.4	–
TW-03D	11/02/21	N	400	390	–	–	–	230 J	–	<0.02	30	0.01	--	–	–	1,400 J
TW-03D	10/07/21	N	390	380	–	–	–	210	–	<0.02	28	0.0071	--	–	–	1,500 J
TW-03D	06/02/21	N	390	370	–	–	–	160 J	–	<0.02	26 J	0.019	--	–	–	1,600 J
TW-03D	05/05/21	N	390	360	–	–	–	200	–	0.18 J	24	0.019	--	–	–	1,400
TW-03D	04/07/21	N	410	400	–	–	–	180	–	0.027	24 J	0.019	--	–	–	1,500
TW-03D	03/03/21	N	400	420	–	–	–	170 J	–	0.12 J	36 J	0.019	--	–	–	1,500
TW-03D	02/03/21	N	420	430	–	–	–	150	–	0.093 J	26	0.019	--	–	–	1,300
TW-03D	01/06/21	N	440	410	–	–	–	180	–	<0.02	29	0.018	--	–	–	1,500 J
TW-03D	12/03/20	N	440	430	–	–	–	160 J	–	<0.02	32	0.017	--	–	–	1,600 J
TW-03D	11/03/20	N	440	420	–	–	–	160	–	0.079 J	30	0.019	--	–	–	1,500 J
TW-03D	10/07/20	N	420	400	–	–	–	190	–	0.093 J	37 J	0.019	--	–	–	1,500
TW-03D	09/01/20	N	430	420	–	–	–	200	–	0.036 J	29	0.02	--	–	–	1,400
TW-03D	08/04/20	N	440	430	–	–	–	190	–	<0.1	26	0.019	--	–	–	1,300 J
TW-03D	07/23/20	N	390	410	–	–	–	170	–	<0.02	27	0.019	--	–	–	1,400
TW-03D	05/05/20	N	450	410	–	–	–	200	–	<0.02	27	0.019	--	–	–	1,400
TW-03D	04/07/20	N	440	420	–	–	–	200	–	<0.1 J	30	0.021	--	–	–	1,500
TW-03D	03/04/20	N	450	390	–	–	–	230	–	<0.02	33	0.019 J	--	–	–	1,400
TW-03D	02/05/20	N	460	480	–	–	–	210	–	<0.02	41 J	0.021	--	–	–	1,300
TW-03D	01/08/20	N	470	460	–	–	–	190	–	<0.02	36	0.02	--	–	–	1,800
TW-03D	03/10/26	FD	3	–	2	26	–	--	–	0.035	–	0.059	--	–	–	–
TW-03D	01/14/25	FD	2.6	–	4.6 J	23	–	--	–	0.023	–	0.043 J	--	–	–	–
TW-03D	08/06/24	FD	6.3	5.7	4.9 J	48	–	--	–	<0.02	–	0.043	34	–	<0.5	–
TW-03D	06/15/22	FD	730	760	<0.1	41	–	--	–	<0.02	–	0.097	66	–	1 J	–
TW-04	06/17/26	N	16	14	–	–	–	--	–	–	–	–	--	–	–	–
TW-04	02/11/26	N	6.8	–	–	–	–	--	–	–	–	–	--	–	–	–
TW-04	12/12/25	N	1.2	1.6	–	–	–	--	–	–	–	–	--	–	–	–
TW-04	08/28/25	N	13	–	–	–	–	--	–	–	–	–	--	–	–	–
TW-04	05/14/25	N	11	11	–	–	–	--	–	–	–	–	--	–	–	–
TW-04	02/19/25	N	8.6	–	–	–	–	--	–	–	–	–	--	–	–	–
TW-04	10/29/24	N	8	6	–	–	–	--	–	–	–	–	--	–	–	–
TW-04	08/19/24	N	2.4	–	–	–	–	--	–	–	–	–	--	–	–	–
TW-04	05/09/24	N	10	9.5	–	–	–	--	–	–	–	–	--	–	–	–
TW-04	02/14/24	N	3.9	–	–	–	–	--	–	–	–	–	--	–	–	–
TW-04	11/30/23	N	<1	1.4	–	–	–	--	–	–	–	–	--	–	–	–
TW-04	08/21/23	N	12	–	–	–	–	--	–	–	–	–	--	–	–	–
TW-04	05/18/23	N	13	13	–	–	–	--	–	–	–	–	--	–	–	–
TW-04	02/23/23	N	14	–	–	–	–	--	–	–	–	–	--	–	–	–
TW-04	11/14/22	N	13	13	–	–	–	--	–	–	–	–	--	–	–	–

Appendix B
January 2020 to June 2026 Analytical Results
Second Quarter 2026 Quarterly Progress Report
Pacific Gas and Electric Company, Topock Compressor Station, Needles, California

Monitoring Well ID	Sample Date	Sample Type	Hexavalent Chromium (µg/L)	Total Dissolved Chromium (µg/L)	Dissolved Arsenic (µg/L)	Dissolved Barium (µg/L)	Dissolved Boron (mg/L)	Dissolved Calcium (mg/L)	Total Iron (mg/L)	Dissolved Iron (mg/L)	Dissolved Magnesium (mg/L)	Dissolved Manganese (mg/L)	Dissolved Molybdenum (µg/L)	Dissolved Potassium (mg/L)	Dissolved Selenium (µg/L)	Dissolved Sodium (mg/L)
TW-04	08/22/22	N	12	–	–	–	–	--	–	–	–	–	--	–	–	–
TW-04	06/07/22	N	8.1	8.4	–	–	–	--	–	–	–	–	--	–	–	–
TW-04	03/03/22	N	12	–	–	–	–	--	–	–	–	–	--	–	–	–
TW-04	12/06/21	N	9.1	9.3 J	–	–	–	--	–	–	–	–	--	–	–	–
TW-04	06/07/21	N	7.9	7.4	–	–	–	--	–	–	–	0.0063 J	28	–	<0.5	–
TW-04	11/30/20	N	6.4	6.6	–	–	3.2 J	330 J	–	<0.1	71 J	0.048	56	–	0.63	4,000 J
TW-04	06/25/20	N	3.7	4.1	–	–	–	--	–	–	–	0.07	41	–	0.58	–
TW-04	12/12/25	FD	1.2	1.7	–	–	–	--	–	–	–	–	--	–	–	–
TW-04	10/29/24	FD	7.7	5.1	–	–	–	--	–	–	–	–	--	–	–	–
TW-04	05/09/24	FD	9.7	10	–	–	–	--	–	–	–	–	--	–	–	–
TW-05	05/26/26	N	12	13	–	–	–	--	–	–	–	–	--	–	–	–
TW-05	12/11/25	N	11	12	0.72 J	–	–	--	–	–	–	<0.0005	--	–	–	–
TW-05	05/21/25	N	12	12	–	–	–	--	–	–	–	–	--	–	–	–
TW-05	12/02/24	N	10	10	4.3	–	–	--	–	–	–	0.0028 J	--	–	–	–
TW-05	05/14/24	N	15	14	–	–	–	--	–	–	–	–	--	–	–	–
TW-05	11/28/23	N	12	12	<0.1	–	–	--	–	–	–	0.0081	--	–	–	–
TW-05	05/26/23	N	14	14	–	–	–	--	–	–	–	–	--	–	–	–
TW-05	11/28/22	N	13	12 J	1.5	–	–	--	–	–	–	<0.0005 J	--	–	–	–
TW-05	06/17/22	N	13	12	–	–	–	--	–	–	–	–	--	–	–	–
TW-05	12/13/21	N	14	15	<0.1	–	–	--	–	–	–	0.0014	--	–	–	–
TW-05	05/28/21	N	12	12	–	–	–	--	–	–	–	–	32	–	0.77	–
TW-05	12/07/20	N	18	16 J	–	–	2.5 J	380 J	–	<0.1 J	36 J	0.0015	25 J	–	0.96 J	2,600 J
TW-05	06/25/20	N	12	12	–	–	–	--	–	–	–	0.0046	32	–	0.58	–
TW-05	05/26/26	FD	11	13	–	–	–	--	–	–	–	–	--	–	–	–
TW-05	05/21/25	FD	11	12	–	–	–	--	–	–	–	–	--	–	–	–
TWB-01	05/28/26	N	360	350	–	–	–	--	–	–	–	–	--	–	–	–
TWB-01	02/26/26	N	18	19	–	–	–	--	–	–	–	–	--	–	–	–
TWB-01	12/16/25	N	<1	<1	<0.1	–	–	590	–	0.062	13	1.10	39	61 J	<0.5	4,100
TWB-01	08/26/25	N	210	250	–	–	–	--	–	–	–	–	--	–	–	–
TWB-01	05/27/25	N	19	19	–	–	–	--	–	–	–	–	--	–	–	–
TWB-01	02/25/25	N	350	340	–	–	–	--	–	–	–	–	--	–	–	–
TWB-01	10/29/24	N	2.4	3.9	–	–	–	--	–	–	–	–	--	–	–	–
TWB-01	08/19/24	N	90	110	–	–	–	--	–	–	–	–	--	–	–	–
TWB-01	05/22/24	N	160	190	–	–	–	--	–	–	–	–	--	–	–	–
TWB-01	02/22/24	N	24	73	–	–	–	--	–	–	–	–	--	–	–	–
TWB-01	11/29/23	N	<1	2	–	–	–	--	–	–	–	–	--	–	–	–
TWB-01	09/29/22	N	2,100	2,100	0.9	130	1.7	380	<0.02	<0.02	8.6	0.68	37	38	4.3	2,100
TWB-01	09/27/22	N	1,600	1,800	1.4	–	–	--	–	–	–	–	--	–	–	–
TWB-01	04/27/22	N	4,600	5,400	<0.1	–	–	--	–	–	–	–	--	–	–	–
TWB-01	03/21/22	N	1,700	1,600	<0.1	–	–	--	–	–	–	–	--	–	–	–
TWB-01	03/21/22	N	4,300	4,300	<0.1	–	–	--	–	–	–	–	--	–	–	–
TWB-01	03/20/22	N	1,200	1,100	0.48	–	–	--	–	–	–	–	--	–	–	–
TWB-01	03/20/22	N	<0.2	<1	<0.1	–	–	--	–	–	–	–	--	–	–	–
TWB-01	03/18/22	N	870	1,600	0.65	–	–	--	–	–	–	–	--	–	–	–
TWB-01	02/26/26	FD	17	19	–	–	–	--	–	–	–	–	--	–	–	–
TWB-01	12/16/25	FD	<1	<1	<0.1	–	–	600	–	0.076	13	1.10	39	83 J	<0.5	3,700
TWB-01	08/26/25	FD	210	250	–	–	–	--	–	–	–	–	--	–	–	–
TWB-01	02/25/25	FD	340	320	–	–	–	--	–	–	–	–	--	–	–	–
TWB-01	10/29/24	FD	2.1	3.7	–	–	–	--	–	–	–	–	--	–	–	–
TWB-01	02/22/24	FD	24	58	–	–	–	--	–	–	–	–	--	–	–	–
TWB-01	03/20/22	FD	<0.2	<1	<0.1	–	–	--	–	–	–	–	--	–	–	–

Appendix B
January 2020 to June 2026 Analytical Results
Second Quarter 2026 Quarterly Progress Report
Pacific Gas and Electric Company, Topock Compressor Station, Needles, California

Monitoring Well ID	Sample Date	Sample Type	Hexavalent Chromium (µg/L)	Total Dissolved Chromium (µg/L)	Dissolved Arsenic (µg/L)	Dissolved Barium (µg/L)	Dissolved Boron (mg/L)	Dissolved Calcium (mg/L)	Total Iron (mg/L)	Dissolved Iron (mg/L)	Dissolved Magnesium (mg/L)	Dissolved Manganese (mg/L)	Dissolved Molybdenum (µg/L)	Dissolved Potassium (mg/L)	Dissolved Selenium (µg/L)	Dissolved Sodium (mg/L)
TWB-03	10/05/22	N	1,100	1,100	<0.1	77	1.4	460	0.096	<0.02	24	0.018	3	25	29	1,600
TWB-03	09/29/22	N	1,000	1,100	<0.1	--	--	--	--	--	--	--	--	--	--	--
TWB-03	05/08/22	N	<1	<1	<0.1	--	--	--	--	--	--	--	--	--	--	--
TWB-03	05/07/22	N	<0.2	<1	<0.1	--	--	--	--	--	--	--	--	--	--	--
TWB-03	05/06/22	N	6.6	2.6	<0.1	--	--	--	--	--	--	--	--	--	--	--
TWB-03	05/06/22	N	<0.2	<1	<0.1	--	--	--	--	--	--	--	--	--	--	--

Appendix B
January 2020 to June 2026 Analytical Results
Second Quarter 2026 Quarterly Progress Report
Pacific Gas and Electric Company, Topock Compressor Station, Needles, California

Monitoring Well ID	Sample Date	Sample Type	Dissolved Vanadium (µg/L)	Dissolved Zinc (µg/L)	Alkalinity (mg/L)	Ammonia (as Nitrogen) (mg/L)	Bromide (mg/L)	Chloride (mg/L)	Fluoride (mg/L)	Nitrate (as Nitrogen) (mg/L)	Nitrite (as Nitrogen) (mg/L)	Nitrate/ Nitrite as N (mg/L)	Sulfate (mg/L)	Total Dissolved Solids (mg/L)	Total Organic Carbon (mg/L)
C-BNS	05/20/26	N	–	–	–	–	–	--	–	–	–	–	–	–	--
C-BNS	02/17/26	N	–	–	–	–	–	--	–	–	–	–	–	–	--
C-BNS	11/19/25	N	–	–	–	–	–	--	–	0.36	–	–	–	–	--
C-BNS	08/20/25	N	–	–	–	–	–	--	–	–	–	–	–	–	--
C-BNS	05/14/25	N	–	–	–	–	–	--	–	–	–	–	–	–	--
C-BNS	02/19/25	N	–	–	–	–	–	--	–	–	–	–	–	–	--
C-BNS	11/13/24	N	–	–	–	–	–	--	–	0.42	–	–	–	–	--
C-BNS	08/14/24	N	–	–	–	–	–	--	–	–	–	–	–	–	--
C-BNS	05/15/24	N	–	–	–	–	–	--	–	–	–	–	–	–	--
C-BNS	02/14/24	N	–	–	–	–	–	--	–	–	–	–	–	–	--
C-BNS	11/15/23	N	–	–	–	–	–	--	–	0.42	–	–	–	–	--
C-BNS	08/16/23	N	–	–	–	–	–	--	–	–	–	–	–	–	--
C-BNS	05/16/23	N	–	–	–	–	–	--	–	–	–	–	–	–	--
C-BNS	02/15/23	N	–	–	–	–	–	--	–	–	–	–	–	–	--
C-BNS	11/15/22	N	–	–	–	–	–	--	–	0.27	–	–	–	–	--
C-BNS	08/17/22	N	–	–	–	–	–	--	–	–	–	–	–	–	--
C-BNS	05/18/22	N	–	–	–	–	–	--	–	–	–	–	–	–	--
C-BNS	02/16/22	N	–	–	–	–	–	--	–	–	–	–	–	–	--
C-BNS	11/17/21	N	–	–	–	–	–	--	–	–	–	0.29	–	–	--
C-BNS	08/18/21	N	–	–	–	–	–	--	–	–	–	0.36	–	–	--
C-BNS	05/19/21	N	–	–	–	–	–	--	–	–	–	0.36	–	–	--
C-BNS	02/17/21	N	–	–	–	–	–	--	–	–	–	0.42	–	–	--
C-BNS	01/27/21	N	–	–	–	–	–	--	–	–	–	0.27	–	–	--
C-BNS	11/18/20	N	–	–	–	–	–	--	–	–	–	0.27	–	–	--
C-BNS	08/19/20	N	–	–	–	–	–	--	–	–	–	0.39	–	–	--
C-BNS	04/29/20	N	–	–	–	–	–	--	–	–	–	0.43	–	–	--
C-BNS	02/19/20	N	–	–	–	–	–	--	–	–	–	0.32	–	–	--
C-BNS	01/29/20	N	–	–	–	–	–	--	–	–	–	0.35	–	–	--
C-BNS	02/14/24	FD	–	–	–	–	–	--	–	–	–	–	–	–	--
C-BNS	02/15/23	FD	–	–	–	–	–	--	–	–	–	–	–	–	--
C-BNS	11/18/20	FD	–	–	–	–	–	--	–	–	–	0.28	–	–	--
C-CON-D	05/21/26	N	–	–	–	–	–	--	–	–	–	–	–	–	--
C-CON-D	02/18/26	N	–	–	–	–	–	--	–	–	–	–	–	–	--
C-CON-D	11/20/25	N	–	–	–	–	–	--	–	0.33	–	–	–	–	--
C-CON-D	08/21/25	N	–	–	–	–	–	--	–	–	–	–	–	–	--
C-CON-D	05/15/25	N	–	–	–	–	–	--	–	–	–	–	–	–	--
C-CON-D	02/20/25	N	–	–	–	–	–	--	–	–	–	–	–	–	--
C-CON-D	11/14/24	N	–	–	–	–	–	--	–	0.43	–	–	–	–	--
C-CON-D	08/15/24	N	–	–	–	–	–	--	–	–	–	–	–	–	--
C-CON-D	05/16/24	N	–	–	–	–	–	--	–	–	–	–	–	–	--
C-CON-D	02/15/24	N	–	–	–	–	–	--	–	–	–	–	–	–	--
C-CON-D	11/16/23	N	–	–	–	–	–	--	–	0.41	–	–	–	–	--
C-CON-D	08/17/23	N	–	–	–	–	–	--	–	–	–	–	–	–	--
C-CON-D	05/17/23	N	–	–	–	–	–	--	–	–	–	–	–	–	--
C-CON-D	02/16/23	N	–	–	–	–	–	--	–	–	–	–	–	–	--
C-CON-D	11/16/22	N	–	–	–	–	–	--	–	0.28	–	–	–	–	--
C-CON-D	08/18/22	N	–	–	–	–	–	--	–	–	–	–	–	–	--
C-CON-D	05/19/22	N	–	–	–	–	–	--	–	–	–	–	–	–	--
C-CON-D	02/17/22	N	–	–	–	–	–	--	–	–	–	–	–	–	--
C-CON-D	11/18/21	N	–	–	–	–	–	--	–	–	–	0.28	–	–	--
C-CON-D	08/19/21	N	–	–	–	–	–	--	–	–	–	0.37	–	–	--

Appendix B
January 2020 to June 2026 Analytical Results
Second Quarter 2026 Quarterly Progress Report
Pacific Gas and Electric Company, Topock Compressor Station, Needles, California

Monitoring Well ID	Sample Date	Sample Type	Dissolved Vanadium (µg/L)	Dissolved Zinc (µg/L)	Alkalinity (mg/L)	Ammonia (as Nitrogen) (mg/L)	Bromide (mg/L)	Chloride (mg/L)	Fluoride (mg/L)	Nitrate (as Nitrogen) (mg/L)	Nitrite (as Nitrogen) (mg/L)	Nitrate/ Nitrite as N (mg/L)	Sulfate (mg/L)	Total Dissolved Solids (mg/L)	Total Organic Carbon (mg/L)
C-CON-D	05/20/21	N	–	–	–	–	–	--	–	–	–	0.46	–	–	–
C-CON-D	02/18/21	N	–	–	–	–	–	--	–	–	–	0.43	–	–	–
C-CON-D	01/28/21	N	–	–	–	–	–	--	–	–	–	0.44	–	–	–
C-CON-D	11/19/20	N	–	–	–	–	–	--	–	–	–	–	–	–	--
C-CON-D	08/20/20	N	–	–	–	–	–	--	–	–	–	0.43	–	–	–
C-CON-D	04/30/20	N	–	–	–	–	–	--	–	–	–	0.34	–	–	–
C-CON-D	02/20/20	N	–	–	–	–	–	--	–	–	–	0.28	–	–	–
C-CON-D	01/30/20	N	–	–	–	–	–	--	–	–	–	0.3	–	–	–
C-CON-D	08/18/22	FD	–	–	–	–	–	--	–	–	–	–	–	–	--
C-CON-D	05/19/22	FD	–	–	–	–	–	--	–	–	–	–	–	–	--
C-CON-D	04/30/20	FD	–	–	–	–	–	--	–	–	–	0.4	–	–	–
C-CON-S	05/21/26	N	–	–	–	–	–	--	–	–	–	–	–	–	--
C-CON-S	02/18/26	N	–	–	–	–	–	--	–	–	–	–	–	–	--
C-CON-S	11/20/25	N	–	–	–	–	–	--	–	0.34	–	–	–	–	–
C-CON-S	08/21/25	N	–	–	–	–	–	--	–	–	–	–	–	–	--
C-CON-S	05/15/25	N	–	–	–	–	–	--	–	–	–	–	–	–	--
C-CON-S	02/20/25	N	–	–	–	–	–	--	–	–	–	–	–	–	--
C-CON-S	11/14/24	N	–	–	–	–	–	--	–	0.43	–	–	–	–	–
C-CON-S	08/15/24	N	–	–	–	–	–	--	–	–	–	–	–	–	--
C-CON-S	05/16/24	N	–	–	–	–	–	--	–	–	–	–	–	–	--
C-CON-S	02/15/24	N	–	–	–	–	–	--	–	–	–	–	–	–	--
C-CON-S	11/16/23	N	–	–	–	–	–	--	–	0.42	–	–	–	–	–
C-CON-S	08/17/23	N	–	–	–	–	–	--	–	–	–	–	–	–	--
C-CON-S	05/17/23	N	–	–	–	–	–	--	–	–	–	–	–	–	--
C-CON-S	02/16/23	N	–	–	–	–	–	--	–	–	–	–	–	–	--
C-CON-S	11/16/22	N	–	–	–	–	–	--	–	0.29	–	–	–	–	–
C-CON-S	08/18/22	N	–	–	–	–	–	--	–	–	–	–	–	–	--
C-CON-S	05/19/22	N	–	–	–	–	–	--	–	–	–	–	–	–	--
C-CON-S	02/17/22	N	–	–	–	–	–	--	–	–	–	–	–	–	--
C-CON-S	11/18/21	N	–	–	–	–	–	--	–	–	–	0.3	–	–	–
C-CON-S	08/19/21	N	–	–	–	–	–	--	–	–	–	0.38	–	–	–
C-CON-S	05/20/21	N	–	–	–	–	–	--	–	–	–	0.39	–	–	–
C-CON-S	02/18/21	N	–	–	–	–	–	--	–	–	–	0.4	–	–	–
C-CON-S	01/28/21	N	–	–	–	–	–	--	–	–	–	0.38	–	–	–
C-CON-S	11/19/20	N	–	–	–	–	–	--	–	–	–	–	–	–	--
C-CON-S	08/20/20	N	–	–	–	–	–	--	–	–	–	0.39	–	–	–
C-CON-S	04/30/20	N	–	–	–	–	–	--	–	–	–	0.43	–	–	–
C-CON-S	02/20/20	N	–	–	–	–	–	--	–	–	–	0.33	–	–	–
C-CON-S	01/30/20	N	–	–	–	–	–	--	–	–	–	0.36	–	–	–
C-CON-S	08/15/24	FD	–	–	–	–	–	--	–	–	–	–	–	–	--
C-CON-S	11/18/21	FD	–	–	–	–	–	--	–	–	–	0.28	–	–	–
C-CON-S	02/18/21	FD	–	–	–	–	–	--	–	–	–	0.39	–	–	–
C-CON-S	02/20/20	FD	–	–	–	–	–	--	–	–	–	0.29	–	–	–
C-I-3-D	05/20/26	N	–	–	–	–	–	--	–	–	–	–	–	–	--
C-I-3-D	02/17/26	N	–	–	–	–	–	--	–	–	–	–	–	–	--
C-I-3-D	11/19/25	N	–	–	–	–	–	--	–	0.37	–	–	–	–	–
C-I-3-D	08/20/25	N	–	–	–	–	–	--	–	–	–	–	–	–	--
C-I-3-D	05/14/25	N	–	–	–	–	–	--	–	–	–	–	–	–	--
C-I-3-D	02/19/25	N	–	–	–	–	–	--	–	–	–	–	–	–	--
C-I-3-D	11/13/24	N	–	–	–	–	–	--	–	0.42	–	–	–	–	–
C-I-3-D	08/14/24	N	–	–	–	–	–	--	–	–	–	–	–	–	--

Appendix B
January 2020 to June 2026 Analytical Results
Second Quarter 2026 Quarterly Progress Report
Pacific Gas and Electric Company, Topock Compressor Station, Needles, California

Monitoring Well ID	Sample Date	Sample Type	Dissolved Vanadium (µg/L)	Dissolved Zinc (µg/L)	Alkalinity (mg/L)	Ammonia (as Nitrogen) (mg/L)	Bromide (mg/L)	Chloride (mg/L)	Fluoride (mg/L)	Nitrate (as Nitrogen) (mg/L)	Nitrite (as Nitrogen) (mg/L)	Nitrate/ Nitrite as N (mg/L)	Sulfate (mg/L)	Total Dissolved Solids (mg/L)	Total Organic Carbon (mg/L)
C-I-3-D	05/15/24	N	–	–	–	–	–	--	–	–	–	–	–	–	--
C-I-3-D	02/14/24	N	–	–	–	–	–	--	–	–	–	–	–	–	--
C-I-3-D	11/15/23	N	–	–	–	–	–	--	–	0.44	–	–	–	–	–
C-I-3-D	08/16/23	N	–	–	–	–	–	--	–	–	–	–	–	–	--
C-I-3-D	05/16/23	N	–	–	–	–	–	--	–	–	–	–	–	–	--
C-I-3-D	02/15/23	N	–	–	–	–	–	--	–	–	–	–	–	–	--
C-I-3-D	11/15/22	N	–	–	–	–	–	--	–	0.26	–	–	–	–	–
C-I-3-D	08/17/22	N	–	–	–	–	–	--	–	–	–	–	–	–	--
C-I-3-D	05/18/22	N	–	–	–	–	–	--	–	–	–	–	–	–	--
C-I-3-D	02/16/22	N	–	–	–	–	–	--	–	–	–	–	–	–	--
C-I-3-D	11/17/21	N	–	–	–	–	–	--	–	–	–	0.3	–	–	–
C-I-3-D	08/18/21	N	–	–	–	–	–	--	–	–	–	0.36	–	–	–
C-I-3-D	05/19/21	N	–	–	–	–	–	--	–	–	–	0.37	–	–	–
C-I-3-D	02/17/21	N	–	–	–	–	–	--	–	–	–	0.45	–	–	–
C-I-3-D	01/27/21	N	–	–	–	–	–	--	–	–	–	0.28	–	–	–
C-I-3-D	11/18/20	N	–	–	–	–	–	--	–	–	–	0.33 J	–	–	--
C-I-3-D	08/19/20	N	–	–	–	–	–	--	–	–	–	0.38	–	–	–
C-I-3-D	04/29/20	N	–	–	–	–	–	--	–	–	–	0.43	–	–	–
C-I-3-D	02/19/20	N	–	–	–	–	–	--	–	–	–	0.36	–	–	–
C-I-3-D	01/29/20	N	–	–	–	–	–	--	–	–	–	0.35	–	–	–
C-I-3-D	05/15/24	FD	–	–	–	–	–	--	–	–	–	–	–	–	--
C-I-3-S	05/20/26	N	–	–	–	–	–	--	–	–	–	–	–	–	--
C-I-3-S	02/17/26	N	–	–	–	–	–	--	–	–	–	–	–	–	--
C-I-3-S	11/19/25	N	–	–	–	–	–	--	–	0.37	–	–	–	–	–
C-I-3-S	08/20/25	N	–	–	–	–	–	--	–	–	–	–	–	–	--
C-I-3-S	05/14/25	N	–	–	–	–	–	--	–	–	–	–	–	–	--
C-I-3-S	02/19/25	N	–	–	–	–	–	--	–	–	–	–	–	–	--
C-I-3-S	11/13/24	N	–	–	–	–	–	--	–	0.42	–	–	–	–	–
C-I-3-S	08/14/24	N	–	–	–	–	–	--	–	–	–	–	–	–	--
C-I-3-S	05/15/24	N	–	–	–	–	–	--	–	–	–	–	–	–	--
C-I-3-S	02/14/24	N	–	–	–	–	–	--	–	–	–	–	–	–	--
C-I-3-S	11/15/23	N	–	–	–	–	–	--	–	0.41	–	–	–	–	–
C-I-3-S	08/16/23	N	–	–	–	–	–	--	–	–	–	–	–	–	--
C-I-3-S	05/16/23	N	–	–	–	–	–	--	–	–	–	–	–	–	--
C-I-3-S	02/15/23	N	–	–	–	–	–	--	–	–	–	–	–	–	--
C-I-3-S	11/15/22	N	–	–	–	–	–	--	–	0.27	–	–	–	–	–
C-I-3-S	08/17/22	N	–	–	–	–	–	--	–	–	–	–	–	–	--
C-I-3-S	05/18/22	N	–	–	–	–	–	--	–	–	–	–	–	–	--
C-I-3-S	02/16/22	N	–	–	–	–	–	--	–	–	–	–	–	–	--
C-I-3-S	11/17/21	N	–	–	–	–	–	--	–	–	–	0.3	–	–	–
C-I-3-S	08/18/21	N	–	–	–	–	–	--	–	–	–	0.37	–	–	–
C-I-3-S	05/19/21	N	–	–	–	–	–	--	–	–	–	0.41	–	–	–
C-I-3-S	02/17/21	N	–	–	–	–	–	--	–	–	–	0.45	–	–	–
C-I-3-S	01/27/21	N	–	–	–	–	–	--	–	–	–	0.29	–	–	–
C-I-3-S	11/18/20	N	–	–	–	–	–	--	–	–	–	0.44 J	–	–	--
C-I-3-S	08/19/20	N	–	–	–	–	–	--	–	–	–	0.46	–	–	–
C-I-3-S	04/29/20	N	–	–	–	–	–	--	–	–	–	0.44	–	–	–
C-I-3-S	02/19/20	N	–	–	–	–	–	--	–	–	–	0.35	–	–	–
C-I-3-S	01/29/20	N	–	–	–	–	–	--	–	–	–	0.29	–	–	–
C-I-3-S	02/17/26	FD	–	–	–	–	–	--	–	–	–	–	–	–	--
C-I-3-S	08/20/25	FD	–	–	–	–	–	--	–	–	–	–	–	–	--

Appendix B
January 2020 to June 2026 Analytical Results
Second Quarter 2026 Quarterly Progress Report
Pacific Gas and Electric Company, Topock Compressor Station, Needles, California

Monitoring Well ID	Sample Date	Sample Type	Dissolved Vanadium (µg/L)	Dissolved Zinc (µg/L)	Alkalinity (mg/L)	Ammonia (as Nitrogen) (mg/L)	Bromide (mg/L)	Chloride (mg/L)	Fluoride (mg/L)	Nitrate (as Nitrogen) (mg/L)	Nitrite (as Nitrogen) (mg/L)	Nitrate/ Nitrite as N (mg/L)	Sulfate (mg/L)	Total Dissolved Solids (mg/L)	Total Organic Carbon (mg/L)
C-I-3-S	08/17/22	FD	–	–	–	–	–	--	–	–	–	–	–	–	--
C-MAR-D	05/21/26	N	–	–	–	–	–	--	–	–	–	–	–	–	--
C-MAR-D	02/18/26	N	–	–	–	–	–	--	–	–	–	–	–	–	--
C-MAR-D	11/20/25	N	–	–	–	–	–	--	–	0.34	–	–	–	–	–
C-MAR-D	08/21/25	N	–	–	–	–	–	--	–	–	–	–	–	–	--
C-MAR-D	05/15/25	N	–	–	–	–	–	--	–	–	–	–	–	–	--
C-MAR-D	02/20/25	N	–	–	–	–	–	--	–	–	–	–	–	–	--
C-MAR-D	11/14/24	N	–	–	–	–	–	--	–	0.42	–	–	–	–	–
C-MAR-D	08/15/24	N	–	–	–	–	–	--	–	–	–	–	–	–	--
C-MAR-D	05/16/24	N	–	–	–	–	–	--	–	–	–	–	–	–	--
C-MAR-D	02/15/24	N	–	–	–	–	–	--	–	–	–	–	–	–	--
C-MAR-D	11/16/23	N	–	–	–	–	–	--	–	0.4	–	–	–	–	–
C-MAR-D	08/17/23	N	–	–	–	–	–	--	–	–	–	–	–	–	--
C-MAR-D	05/17/23	N	–	–	–	–	–	--	–	–	–	–	–	–	--
C-MAR-D	02/16/23	N	–	–	–	–	–	--	–	–	–	–	–	–	--
C-MAR-D	11/16/22	N	–	–	–	–	–	--	–	0.25	–	–	–	–	–
C-MAR-D	08/18/22	N	–	–	–	–	–	--	–	–	–	–	–	–	--
C-MAR-D	05/19/22	N	–	–	–	–	–	--	–	–	–	–	–	–	--
C-MAR-D	02/17/22	N	–	–	–	–	–	--	–	–	–	–	–	–	--
C-MAR-D	11/18/21	N	–	–	–	–	–	--	–	–	–	0.28	–	–	–
C-MAR-D	08/19/21	N	–	–	–	–	–	--	–	–	–	0.36	–	–	–
C-MAR-D	05/20/21	N	–	–	–	–	–	--	–	–	–	0.42	–	–	–
C-MAR-D	02/18/21	N	–	–	–	–	–	--	–	–	–	0.4	–	–	–
C-MAR-D	01/28/21	N	–	–	–	–	–	--	–	–	–	0.42	–	–	–
C-MAR-D	11/19/20	N	–	–	–	–	–	--	–	–	–	–	–	–	--
C-MAR-D	08/20/20	N	–	–	–	–	–	--	–	–	–	0.35	–	–	–
C-MAR-D	04/30/20	N	–	–	–	–	–	--	–	–	–	0.41	–	–	–
C-MAR-D	02/20/20	N	–	–	–	–	–	--	–	–	–	0.35	–	–	–
C-MAR-D	01/30/20	N	–	–	–	–	–	--	–	–	–	0.31	–	–	–
C-MAR-D	02/20/25	FD	–	–	–	–	–	--	–	–	–	–	–	–	--
C-MAR-D	08/20/20	FD	–	–	–	–	–	--	–	–	–	0.36	–	–	–
C-MAR-S	05/21/26	N	–	–	–	–	–	--	–	–	–	–	–	–	--
C-MAR-S	02/18/26	N	–	–	–	–	–	--	–	–	–	–	–	–	--
C-MAR-S	11/20/25	N	–	–	–	–	–	--	–	0.35	–	–	–	–	–
C-MAR-S	08/21/25	N	–	–	–	–	–	--	–	–	–	–	–	–	--
C-MAR-S	05/15/25	N	–	–	–	–	–	--	–	–	–	–	–	–	--
C-MAR-S	02/20/25	N	–	–	–	–	–	--	–	–	–	–	–	–	--
C-MAR-S	11/14/24	N	–	–	–	–	–	--	–	0.42	–	–	–	–	–
C-MAR-S	08/15/24	N	–	–	–	–	–	--	–	–	–	–	–	–	--
C-MAR-S	05/16/24	N	–	–	–	–	–	--	–	–	–	–	–	–	--
C-MAR-S	02/15/24	N	–	–	–	–	–	--	–	–	–	–	–	–	--
C-MAR-S	11/16/23	N	–	–	–	–	–	--	–	0.4	–	–	–	–	–
C-MAR-S	08/17/23	N	–	–	–	–	–	--	–	–	–	–	–	–	--
C-MAR-S	05/17/23	N	–	–	–	–	–	--	–	–	–	–	–	–	--
C-MAR-S	02/16/23	N	–	–	–	–	–	--	–	–	–	–	–	–	--
C-MAR-S	11/16/22	N	–	–	–	–	–	--	–	0.23	–	–	–	–	–
C-MAR-S	08/18/22	N	–	–	–	–	–	--	–	–	–	–	–	–	--
C-MAR-S	05/19/22	N	–	–	–	–	–	--	–	–	–	–	–	–	--
C-MAR-S	02/17/22	N	–	–	–	–	–	--	–	–	–	–	–	–	--
C-MAR-S	11/18/21	N	–	–	–	–	–	--	–	–	–	0.27	–	–	–
C-MAR-S	08/19/21	N	–	–	–	–	–	--	–	–	–	0.35	–	–	–

Appendix B
January 2020 to June 2026 Analytical Results
Second Quarter 2026 Quarterly Progress Report
Pacific Gas and Electric Company, Topock Compressor Station, Needles, California

Monitoring Well ID	Sample Date	Sample Type	Dissolved Vanadium (µg/L)	Dissolved Zinc (µg/L)	Alkalinity (mg/L)	Ammonia (as Nitrogen) (mg/L)	Bromide (mg/L)	Chloride (mg/L)	Fluoride (mg/L)	Nitrate (as Nitrogen) (mg/L)	Nitrite (as Nitrogen) (mg/L)	Nitrate/ Nitrite as N (mg/L)	Sulfate (mg/L)	Total Dissolved Solids (mg/L)	Total Organic Carbon (mg/L)
C-MAR-S	05/20/21	N	–	–	–	–	–	--	–	–	–	0.38	–	–	–
C-MAR-S	02/18/21	N	–	–	–	–	–	--	–	–	–	0.37	–	–	–
C-MAR-S	01/28/21	N	–	–	–	–	–	--	–	–	–	0.41	–	–	–
C-MAR-S	11/19/20	N	–	–	–	–	–	--	–	–	–	–	–	–	--
C-MAR-S	08/20/20	N	–	–	–	–	–	--	–	–	–	0.39	–	–	–
C-MAR-S	04/30/20	N	–	–	–	–	–	--	–	–	–	0.4	–	–	–
C-MAR-S	02/20/20	N	–	–	–	–	–	--	–	–	–	0.28	–	–	–
C-MAR-S	01/30/20	N	–	–	–	–	–	--	–	–	–	0.27	–	–	–
C-MAR-S	11/16/23	FD	–	–	–	–	–	--	–	0.4	–	–	–	–	–
C-MAR-S	05/17/23	FD	–	–	–	–	–	--	–	–	–	–	–	–	--
C-MAR-S	02/18/21	FD	–	–	–	–	–	--	–	–	–	0.35	–	–	–
C-NR1-D	05/21/26	N	–	–	–	–	–	--	–	–	–	–	–	–	--
C-NR1-D	02/18/26	N	–	–	–	–	–	--	–	–	–	–	–	–	--
C-NR1-D	11/20/25	N	–	–	–	–	–	--	–	0.33	–	–	–	–	–
C-NR1-D	08/21/25	N	–	–	–	–	–	--	–	–	–	–	–	–	--
C-NR1-D	05/15/25	N	–	–	–	–	–	--	–	–	–	–	–	–	--
C-NR1-D	02/20/25	N	–	–	–	–	–	--	–	–	–	–	–	–	--
C-NR1-D	11/14/24	N	–	–	–	–	–	--	–	0.45	–	–	–	–	–
C-NR1-D	08/15/24	N	–	–	–	–	–	--	–	–	–	–	–	–	--
C-NR1-D	05/16/24	N	–	–	–	–	–	--	–	–	–	–	–	–	--
C-NR1-D	02/15/24	N	–	–	–	–	–	--	–	–	–	–	–	–	--
C-NR1-D	11/16/23	N	–	–	–	–	–	--	–	0.41	–	–	–	–	–
C-NR1-D	08/17/23	N	–	–	–	–	–	--	–	–	–	–	–	–	--
C-NR1-D	05/17/23	N	–	–	–	–	–	--	–	–	–	–	–	–	--
C-NR1-D	02/16/23	N	–	–	–	–	–	--	–	–	–	–	–	–	--
C-NR1-D	11/16/22	N	–	–	–	–	–	--	–	0.26	–	–	–	–	–
C-NR1-D	08/18/22	N	–	–	–	–	–	--	–	–	–	–	–	–	--
C-NR1-D	05/19/22	N	–	–	–	–	–	--	–	–	–	–	–	–	--
C-NR1-D	02/17/22	N	–	–	–	–	–	--	–	–	–	–	–	–	--
C-NR1-D	11/18/21	N	–	–	–	–	–	--	–	–	–	0.29	–	–	–
C-NR1-D	08/19/21	N	–	–	–	–	–	--	–	–	–	0.37	–	–	–
C-NR1-D	05/20/21	N	–	–	–	–	–	--	–	–	–	0.39	–	–	–
C-NR1-D	02/18/21	N	–	–	–	–	–	--	–	–	–	0.42	–	–	–
C-NR1-D	01/28/21	N	–	–	–	–	–	--	–	–	–	0.4	–	–	–
C-NR1-D	11/19/20	N	–	–	–	–	–	--	–	–	–	–	–	–	--
C-NR1-D	08/20/20	N	–	–	–	–	–	--	–	–	–	0.35	–	–	–
C-NR1-D	04/30/20	N	–	–	–	–	–	--	–	–	–	0.42	–	–	–
C-NR1-D	02/20/20	N	–	–	–	–	–	--	–	–	–	0.35	–	–	–
C-NR1-D	01/30/20	N	–	–	–	–	–	--	–	–	–	0.27	–	–	–
C-NR1-D	08/15/24	FD	–	–	–	–	–	--	–	–	–	–	–	–	--
C-NR1-D	08/18/22	FD	–	–	–	–	–	--	–	–	–	–	–	–	--
C-NR1-D	02/17/22	FD	–	–	–	–	–	--	–	–	–	–	–	–	--
C-NR1-S	05/21/26	N	–	–	–	–	–	--	–	–	–	–	–	–	--
C-NR1-S	02/18/26	N	–	–	–	–	–	--	–	–	–	–	–	–	--
C-NR1-S	11/20/25	N	–	–	–	–	–	--	–	0.34	–	–	–	–	–
C-NR1-S	08/21/25	N	–	–	–	–	–	--	–	–	–	–	–	–	--
C-NR1-S	05/15/25	N	–	–	–	–	–	--	–	–	–	–	–	–	--
C-NR1-S	02/20/25	N	–	–	–	–	–	--	–	–	–	–	–	–	--
C-NR1-S	11/14/24	N	–	–	–	–	–	--	–	0.43	–	–	–	–	–
C-NR1-S	08/15/24	N	–	–	–	–	–	--	–	–	–	–	–	–	--
C-NR1-S	05/16/24	N	–	–	–	–	–	--	–	–	–	–	–	–	--

Appendix B
January 2020 to June 2026 Analytical Results
Second Quarter 2026 Quarterly Progress Report
Pacific Gas and Electric Company, Topock Compressor Station, Needles, California

Monitoring Well ID	Sample Date	Sample Type	Dissolved Vanadium (µg/L)	Dissolved Zinc (µg/L)	Alkalinity (mg/L)	Ammonia (as Nitrogen) (mg/L)	Bromide (mg/L)	Chloride (mg/L)	Fluoride (mg/L)	Nitrate (as Nitrogen) (mg/L)	Nitrite (as Nitrogen) (mg/L)	Nitrate/ Nitrite as N (mg/L)	Sulfate (mg/L)	Total Dissolved Solids (mg/L)	Total Organic Carbon (mg/L)
C-NR1-S	02/15/24	N	–	–	–	–	–	--	–	–	–	–	–	–	--
C-NR1-S	11/16/23	N	–	–	–	–	–	--	–	0.42	–	–	–	–	–
C-NR1-S	08/17/23	N	–	–	–	–	–	--	–	–	–	–	–	–	--
C-NR1-S	05/17/23	N	–	–	–	–	–	--	–	–	–	–	–	–	--
C-NR1-S	02/16/23	N	–	–	–	–	–	--	–	–	–	–	–	–	--
C-NR1-S	11/16/22	N	–	–	–	–	–	--	–	0.26	–	–	–	–	–
C-NR1-S	08/18/22	N	–	–	–	–	–	--	–	–	–	–	–	–	--
C-NR1-S	05/19/22	N	–	–	–	–	–	--	–	–	–	–	–	–	--
C-NR1-S	02/17/22	N	–	–	–	–	–	--	–	–	–	–	–	–	--
C-NR1-S	11/18/21	N	–	–	–	–	–	--	–	–	–	0.29	–	–	–
C-NR1-S	08/19/21	N	–	–	–	–	–	--	–	–	–	0.36	–	–	–
C-NR1-S	05/20/21	N	–	–	–	–	–	--	–	–	–	0.41	–	–	–
C-NR1-S	02/18/21	N	–	–	–	–	–	--	–	–	–	0.43	–	–	–
C-NR1-S	01/28/21	N	–	–	–	–	–	--	–	–	–	0.35	–	–	–
C-NR1-S	11/19/20	N	–	–	–	–	–	--	–	–	–	–	–	–	--
C-NR1-S	08/20/20	N	–	–	–	–	–	--	–	–	–	0.37	–	–	–
C-NR1-S	04/30/20	N	–	–	–	–	–	--	–	–	–	0.43	–	–	–
C-NR1-S	02/20/20	N	–	–	–	–	–	--	–	–	–	0.35	–	–	–
C-NR1-S	01/30/20	N	–	–	–	–	–	--	–	–	–	0.27	–	–	–
C-NR1-S	05/21/26	FD	–	–	–	–	–	--	–	–	–	–	–	–	--
C-NR1-S	11/20/25	FD	–	–	–	–	–	--	–	0.33	–	–	–	–	–
C-NR1-S	05/15/25	FD	–	–	–	–	–	--	–	–	–	–	–	–	--
C-NR1-S	11/14/24	FD	–	–	–	–	–	--	–	0.43	–	–	–	–	–
C-NR1-S	02/16/23	FD	–	–	–	–	–	--	–	–	–	–	–	–	--
C-NR1-S	04/30/20	FD	–	–	–	–	–	--	–	–	–	0.43	–	–	–
C-NR3-D	05/21/26	N	–	–	–	–	–	--	–	–	–	–	–	–	--
C-NR3-D	02/18/26	N	–	–	–	–	–	--	–	–	–	–	–	–	--
C-NR3-D	11/20/25	N	–	–	–	–	–	--	–	0.34	–	–	–	–	–
C-NR3-D	08/21/25	N	–	–	–	–	–	--	–	–	–	–	–	–	--
C-NR3-D	05/15/25	N	–	–	–	–	–	--	–	–	–	–	–	–	--
C-NR3-D	02/20/25	N	–	–	–	–	–	--	–	–	–	–	–	–	--
C-NR3-D	11/14/24	N	–	–	–	–	–	--	–	0.43	–	–	–	–	–
C-NR3-D	08/15/24	N	–	–	–	–	–	--	–	–	–	–	–	–	--
C-NR3-D	05/16/24	N	–	–	–	–	–	--	–	–	–	–	–	–	--
C-NR3-D	02/15/24	N	–	–	–	–	–	--	–	–	–	–	–	–	--
C-NR3-D	11/16/23	N	–	–	–	–	–	--	–	0.42	–	–	–	–	–
C-NR3-D	08/17/23	N	–	–	–	–	–	--	–	–	–	–	–	–	--
C-NR3-D	05/17/23	N	–	–	–	–	–	--	–	–	–	–	–	–	--
C-NR3-D	02/16/23	N	–	–	–	–	–	--	–	–	–	–	–	–	--
C-NR3-D	11/16/22	N	–	–	–	–	–	--	–	0.28	–	–	–	–	–
C-NR3-D	08/18/22	N	–	–	–	–	–	--	–	–	–	–	–	–	--
C-NR3-D	05/19/22	N	–	–	–	–	–	--	–	–	–	–	–	–	--
C-NR3-D	02/17/22	N	–	–	–	–	–	--	–	–	–	–	–	–	--
C-NR3-D	11/18/21	N	–	–	–	–	–	--	–	–	–	0.29	–	–	–
C-NR3-D	08/19/21	N	–	–	–	–	–	--	–	–	–	0.38	–	–	–
C-NR3-D	05/20/21	N	–	–	–	–	–	--	–	–	–	0.57	–	–	–
C-NR3-D	02/18/21	N	–	–	–	–	–	--	–	–	–	0.41	–	–	–
C-NR3-D	01/28/21	N	–	–	–	–	–	--	–	–	–	0.4	–	–	–
C-NR3-D	11/19/20	N	–	–	–	–	–	--	–	–	–	–	–	–	--
C-NR3-D	08/20/20	N	–	–	–	–	–	--	–	–	–	0.39	–	–	–
C-NR3-D	04/30/20	N	–	–	–	–	–	--	–	–	–	0.43	–	–	–

Appendix B
January 2020 to June 2026 Analytical Results
Second Quarter 2026 Quarterly Progress Report
Pacific Gas and Electric Company, Topock Compressor Station, Needles, California

Monitoring Well ID	Sample Date	Sample Type	Dissolved Vanadium (µg/L)	Dissolved Zinc (µg/L)	Alkalinity (mg/L)	Ammonia (as Nitrogen) (mg/L)	Bromide (mg/L)	Chloride (mg/L)	Fluoride (mg/L)	Nitrate (as Nitrogen) (mg/L)	Nitrite (as Nitrogen) (mg/L)	Nitrate/ Nitrite as N (mg/L)	Sulfate (mg/L)	Total Dissolved Solids (mg/L)	Total Organic Carbon (mg/L)
C-NR3-D	02/20/20	N	–	–	–	–	–	--	–	–	–	0.27	–	–	–
C-NR3-D	01/30/20	N	–	–	–	–	–	--	–	–	–	0.33	–	–	–
C-NR3-D	08/17/23	FD	–	–	–	–	–	--	–	–	–	–	–	–	--
C-NR3-D	05/19/22	FD	–	–	–	–	–	--	–	–	–	–	–	–	--
C-NR3-D	11/18/21	FD	–	–	–	–	–	--	–	–	–	0.29	–	–	–
C-NR3-D	01/30/20	FD	–	–	–	–	–	--	–	–	–	0.39	–	–	–
C-NR3-S	05/21/26	N	–	–	–	–	–	--	–	–	–	–	–	–	--
C-NR3-S	02/18/26	N	–	–	–	–	–	--	–	–	–	–	–	–	--
C-NR3-S	11/20/25	N	–	–	–	–	–	--	–	0.34	–	–	–	–	–
C-NR3-S	08/21/25	N	–	–	–	–	–	--	–	–	–	–	–	–	--
C-NR3-S	05/15/25	N	–	–	–	–	–	--	–	–	–	–	–	–	--
C-NR3-S	02/20/25	N	–	–	–	–	–	--	–	–	–	–	–	–	--
C-NR3-S	11/14/24	N	–	–	–	–	–	--	–	0.43	–	–	–	–	–
C-NR3-S	08/15/24	N	–	–	–	–	–	--	–	–	–	–	–	–	--
C-NR3-S	05/16/24	N	–	–	–	–	–	--	–	–	–	–	–	–	--
C-NR3-S	02/15/24	N	–	–	–	–	–	--	–	–	–	–	–	–	--
C-NR3-S	11/16/23	N	–	–	–	–	–	--	–	0.41	–	–	–	–	–
C-NR3-S	08/17/23	N	–	–	–	–	–	--	–	–	–	–	–	–	--
C-NR3-S	05/17/23	N	–	–	–	–	–	--	–	–	–	–	–	–	--
C-NR3-S	02/16/23	N	–	–	–	–	–	--	–	–	–	–	–	–	--
C-NR3-S	11/16/22	N	–	–	–	–	–	--	–	0.28	–	–	–	–	–
C-NR3-S	08/18/22	N	–	–	–	–	–	--	–	–	–	–	–	–	--
C-NR3-S	05/19/22	N	–	–	–	–	–	--	–	–	–	–	–	–	--
C-NR3-S	02/17/22	N	–	–	–	–	–	--	–	–	–	–	–	–	--
C-NR3-S	11/18/21	N	–	–	–	–	–	--	–	–	–	0.28	–	–	–
C-NR3-S	08/19/21	N	–	–	–	–	–	--	–	–	–	0.38	–	–	–
C-NR3-S	05/20/21	N	–	–	–	–	–	--	–	–	–	0.42	–	–	–
C-NR3-S	02/18/21	N	–	–	–	–	–	--	–	–	–	0.41	–	–	–
C-NR3-S	01/28/21	N	–	–	–	–	–	--	–	–	–	0.4	–	–	–
C-NR3-S	11/19/20	N	–	–	–	–	–	--	–	–	–	–	–	–	--
C-NR3-S	08/20/20	N	–	–	–	–	–	--	–	–	–	0.38	–	–	–
C-NR3-S	04/30/20	N	–	–	–	–	–	--	–	–	–	0.37	–	–	–
C-NR3-S	02/20/20	N	–	–	–	–	–	--	–	–	–	0.29	–	–	–
C-NR3-S	01/30/20	N	–	–	–	–	–	--	–	–	–	0.33	–	–	–
C-NR3-S	01/28/21	FD	–	–	–	–	–	--	–	–	–	0.4	–	–	–
C-NR3-S	11/19/20	FD	–	–	–	–	–	--	–	–	–	–	–	–	--
C-NR4-D	05/21/26	N	–	–	–	–	–	--	–	–	–	–	–	–	--
C-NR4-D	02/18/26	N	–	–	–	–	–	--	–	–	–	–	–	–	--
C-NR4-D	11/20/25	N	–	–	–	–	–	--	–	0.33	–	–	–	–	–
C-NR4-D	08/21/25	N	–	–	–	–	–	--	–	–	–	–	–	–	--
C-NR4-D	05/15/25	N	–	–	–	–	–	--	–	–	–	–	–	–	--
C-NR4-D	02/20/25	N	–	–	–	–	–	--	–	–	–	–	–	–	--
C-NR4-D	11/14/24	N	–	–	–	–	–	--	–	0.4	–	–	–	–	--
C-NR4-D	08/15/24	N	–	–	–	–	–	--	–	–	–	–	–	–	--
C-NR4-D	05/16/24	N	–	–	–	–	–	--	–	–	–	–	–	–	--
C-NR4-D	02/15/24	N	–	–	–	–	–	--	–	–	–	–	–	–	--
C-NR4-D	11/16/23	N	–	–	–	–	–	--	–	0.41	–	–	–	–	–
C-NR4-D	08/17/23	N	–	–	–	–	–	--	–	–	–	–	–	–	--
C-NR4-D	05/17/23	N	–	–	–	–	–	--	–	–	–	–	–	–	--
C-NR4-D	02/16/23	N	–	–	–	–	–	--	–	–	–	–	–	–	--
C-NR4-D	11/16/22	N	–	–	–	–	–	--	–	0.32	–	–	–	–	–

Appendix B
January 2020 to June 2026 Analytical Results
Second Quarter 2026 Quarterly Progress Report
Pacific Gas and Electric Company, Topock Compressor Station, Needles, California

Monitoring Well ID	Sample Date	Sample Type	Dissolved Vanadium (µg/L)	Dissolved Zinc (µg/L)	Alkalinity (mg/L)	Ammonia (as Nitrogen) (mg/L)	Bromide (mg/L)	Chloride (mg/L)	Fluoride (mg/L)	Nitrate (as Nitrogen) (mg/L)	Nitrite (as Nitrogen) (mg/L)	Nitrate/ Nitrite as N (mg/L)	Sulfate (mg/L)	Total Dissolved Solids (mg/L)	Total Organic Carbon (mg/L)
C-NR4-D	08/18/22	N	–	–	–	–	–	--	–	–	–	–	–	–	--
C-NR4-D	05/19/22	N	–	–	–	–	–	--	–	–	–	–	–	–	--
C-NR4-D	02/17/22	N	–	–	–	–	–	--	–	–	–	–	–	–	--
C-NR4-D	11/18/21	N	–	–	–	–	–	--	–	–	–	0.28	–	–	–
C-NR4-D	08/19/21	N	–	–	–	–	–	--	–	–	–	0.39	–	–	–
C-NR4-D	05/20/21	N	–	–	–	–	–	--	–	–	–	0.42	–	–	–
C-NR4-D	02/18/21	N	–	–	–	–	–	--	–	–	–	0.38	–	–	–
C-NR4-D	01/28/21	N	–	–	–	–	–	--	–	–	–	0.39	–	–	–
C-NR4-D	11/19/20	N	–	–	–	–	–	--	–	–	–	–	–	–	--
C-NR4-D	08/20/20	N	–	–	–	–	–	--	–	–	–	0.44	–	–	–
C-NR4-D	04/30/20	N	–	–	–	–	–	--	–	–	–	0.89	–	–	–
C-NR4-D	02/20/20	N	–	–	–	–	–	--	–	–	–	0.38	–	–	–
C-NR4-D	01/30/20	N	–	–	–	–	–	--	–	–	–	0.36	–	–	–
C-NR4-D	05/17/23	FD	–	–	–	–	–	--	–	–	–	–	–	–	--
C-NR4-D	08/19/21	FD	–	–	–	–	–	--	–	–	–	0.36	–	–	–
C-NR4-D	05/20/21	FD	–	–	–	–	–	--	–	–	–	0.38	–	–	–
C-NR4-D	01/28/21	FD	–	–	–	–	–	--	–	–	–	0.39	–	–	–
C-NR4-D	08/20/20	FD	–	–	–	–	–	--	–	–	–	0.54	–	–	–
C-NR4-S	05/21/26	N	–	–	–	–	–	--	–	–	–	–	–	–	--
C-NR4-S	02/18/26	N	–	–	–	–	–	--	–	–	–	–	–	–	--
C-NR4-S	11/20/25	N	–	–	–	–	–	--	–	0.34	–	–	–	–	–
C-NR4-S	08/21/25	N	–	–	–	–	–	--	–	–	–	–	–	–	--
C-NR4-S	05/15/25	N	–	–	–	–	–	--	–	–	–	–	–	–	--
C-NR4-S	02/20/25	N	–	–	–	–	–	--	–	–	–	–	–	–	--
C-NR4-S	11/14/24	N	–	–	–	–	–	--	–	0.42	–	–	–	–	–
C-NR4-S	08/15/24	N	–	–	–	–	–	--	–	–	–	–	–	–	--
C-NR4-S	05/16/24	N	–	–	–	–	–	--	–	–	–	–	–	–	--
C-NR4-S	02/15/24	N	–	–	–	–	–	--	–	–	–	–	–	–	--
C-NR4-S	11/16/23	N	–	–	–	–	–	--	–	0.42	–	–	–	–	–
C-NR4-S	08/17/23	N	–	–	–	–	–	--	–	–	–	–	–	–	--
C-NR4-S	05/17/23	N	–	–	–	–	–	--	–	–	–	–	–	–	--
C-NR4-S	02/16/23	N	–	–	–	–	–	--	–	–	–	–	–	–	--
C-NR4-S	11/16/22	N	–	–	–	–	–	--	–	0.3	–	–	–	–	–
C-NR4-S	08/18/22	N	–	–	–	–	–	--	–	–	–	–	–	–	--
C-NR4-S	05/19/22	N	–	–	–	–	–	--	–	–	–	–	–	–	--
C-NR4-S	02/17/22	N	–	–	–	–	–	--	–	–	–	–	–	–	--
C-NR4-S	11/18/21	N	–	–	–	–	–	--	–	–	–	0.28	–	–	–
C-NR4-S	08/19/21	N	–	–	–	–	–	--	–	–	–	0.36	–	–	–
C-NR4-S	05/20/21	N	–	–	–	–	–	--	–	–	–	0.39	–	–	–
C-NR4-S	02/18/21	N	–	–	–	–	–	--	–	–	–	0.44	–	–	–
C-NR4-S	01/28/21	N	–	–	–	–	–	--	–	–	–	0.37	–	–	–
C-NR4-S	11/19/20	N	–	–	–	–	–	--	–	–	–	–	–	–	--
C-NR4-S	08/20/20	N	–	–	–	–	–	--	–	–	–	0.43	–	–	–
C-NR4-S	04/30/20	N	–	–	–	–	–	--	–	–	–	0.38	–	–	–
C-NR4-S	02/20/20	N	–	–	–	–	–	--	–	–	–	0.37	–	–	–
C-NR4-S	01/30/20	N	–	–	–	–	–	--	–	–	–	0.36	–	–	–
C-NR4-S	11/16/22	FD	–	–	–	–	–	--	–	0.28	–	–	–	–	–
C-NR4-S	08/18/22	FD	–	–	–	–	–	--	–	–	–	–	–	–	--
C-R22A-D	05/20/26	N	–	–	–	–	–	--	–	–	–	–	–	–	--
C-R22A-D	02/17/26	N	–	–	–	–	–	--	–	–	–	–	–	–	--
C-R22A-D	11/19/25	N	–	–	–	–	–	--	–	0.36	–	–	–	–	–

Appendix B
January 2020 to June 2026 Analytical Results
Second Quarter 2026 Quarterly Progress Report
Pacific Gas and Electric Company, Topock Compressor Station, Needles, California

Monitoring Well ID	Sample Date	Sample Type	Dissolved Vanadium (µg/L)	Dissolved Zinc (µg/L)	Alkalinity (mg/L)	Ammonia (as Nitrogen) (mg/L)	Bromide (mg/L)	Chloride (mg/L)	Fluoride (mg/L)	Nitrate (as Nitrogen) (mg/L)	Nitrite (as Nitrogen) (mg/L)	Nitrate/ Nitrite as N (mg/L)	Sulfate (mg/L)	Total Dissolved Solids (mg/L)	Total Organic Carbon (mg/L)
C-R22A-D	08/20/25	N	–	–	–	–	–	--	–	–	–	–	–	–	--
C-R22A-D	05/14/25	N	–	–	–	–	–	--	–	–	–	–	–	–	--
C-R22A-D	02/19/25	N	–	–	–	–	–	--	–	–	–	–	–	–	--
C-R22A-D	11/13/24	N	–	–	–	–	–	--	–	0.42	–	–	–	–	–
C-R22A-D	08/14/24	N	–	–	–	–	–	--	–	–	–	–	–	–	--
C-R22A-D	05/15/24	N	–	–	–	–	–	--	–	–	–	–	–	–	--
C-R22A-D	02/14/24	N	–	–	–	–	–	--	–	–	–	–	–	–	--
C-R22A-D	11/15/23	N	–	–	–	–	–	--	–	0.42	–	–	–	–	–
C-R22A-D	08/16/23	N	–	–	–	–	–	--	–	–	–	–	–	–	--
C-R22A-D	05/16/23	N	–	–	–	–	–	--	–	–	–	–	–	–	--
C-R22A-D	02/15/23	N	–	–	–	–	–	--	–	–	–	–	–	–	--
C-R22A-D	11/15/22	N	–	–	–	–	–	--	–	0.28 J	–	–	–	–	–
C-R22A-D	08/17/22	N	–	–	–	–	–	--	–	–	–	–	–	–	--
C-R22A-D	05/18/22	N	–	–	–	–	–	--	–	–	–	–	–	–	--
C-R22A-D	02/16/22	N	–	–	–	–	–	--	–	–	–	–	–	–	--
C-R22A-D	11/17/21	N	–	–	–	–	–	--	–	–	–	0.35	–	–	–
C-R22A-D	08/18/21	N	–	–	–	–	–	--	–	–	–	0.35	–	–	–
C-R22A-D	05/19/21	N	–	–	–	–	–	--	–	–	–	0.39	–	–	–
C-R22A-D	02/17/21	N	–	–	–	–	–	--	–	–	–	0.46	–	–	–
C-R22A-D	01/27/21	N	–	–	–	–	–	--	–	–	–	0.3	–	–	–
C-R22A-D	11/18/20	N	–	–	–	–	–	--	–	–	–	0.25	–	–	–
C-R22A-D	08/19/20	N	–	–	–	–	–	--	–	–	–	0.32	–	–	–
C-R22A-D	04/29/20	N	–	–	–	–	–	--	–	–	–	0.43	–	–	–
C-R22A-D	02/19/20	N	–	–	–	–	–	--	–	–	–	0.33	–	–	–
C-R22A-D	01/29/20	N	–	–	–	–	–	--	–	–	–	0.36	–	–	–
C-R22A-D	05/15/24	FD	–	–	–	–	–	--	–	–	–	–	–	–	--
C-R22A-S	05/20/26	N	–	–	–	–	–	--	–	–	–	–	–	–	--
C-R22A-S	02/17/26	N	–	–	–	–	–	--	–	–	–	–	–	–	--
C-R22A-S	11/19/25	N	–	–	–	–	–	--	–	0.36	–	–	–	–	–
C-R22A-S	08/20/25	N	–	–	–	–	–	--	–	–	–	–	–	–	--
C-R22A-S	05/14/25	N	–	–	–	–	–	--	–	–	–	–	–	–	--
C-R22A-S	02/19/25	N	–	–	–	–	–	--	–	–	–	–	–	–	--
C-R22A-S	11/13/24	N	–	–	–	–	–	--	–	0.41	–	–	–	–	–
C-R22A-S	08/14/24	N	–	–	–	–	–	--	–	–	–	–	–	–	--
C-R22A-S	05/15/24	N	–	–	–	–	–	--	–	–	–	–	–	–	--
C-R22A-S	02/14/24	N	–	–	–	–	–	--	–	–	–	–	–	–	--
C-R22A-S	11/15/23	N	–	–	–	–	–	--	–	0.42	–	–	–	–	–
C-R22A-S	08/16/23	N	–	–	–	–	–	--	–	–	–	–	–	–	--
C-R22A-S	05/16/23	N	–	–	–	–	–	--	–	–	–	–	–	–	--
C-R22A-S	02/15/23	N	–	–	–	–	–	--	–	–	–	–	–	–	--
C-R22A-S	11/15/22	N	–	–	–	–	–	--	–	0.28 J	–	–	–	–	–
C-R22A-S	08/17/22	N	–	–	–	–	–	--	–	–	–	–	–	–	--
C-R22A-S	05/18/22	N	–	–	–	–	–	--	–	–	–	–	–	–	--
C-R22A-S	02/16/22	N	–	–	–	–	–	--	–	–	–	–	–	–	--
C-R22A-S	11/17/21	N	–	–	–	–	–	--	–	–	–	0.3	–	–	–
C-R22A-S	08/18/21	N	–	–	–	–	–	--	–	–	–	0.37	–	–	–
C-R22A-S	05/19/21	N	–	–	–	–	–	--	–	–	–	0.4	–	–	–
C-R22A-S	02/17/21	N	–	–	–	–	–	--	–	–	–	0.46	–	–	–
C-R22A-S	01/27/21	N	–	–	–	–	–	--	–	–	–	0.39	–	–	–
C-R22A-S	11/18/20	N	–	–	–	–	–	--	–	–	–	0.26	–	–	–
C-R22A-S	08/19/20	N	–	–	–	–	–	--	–	–	–	0.3	–	–	–

Appendix B
January 2020 to June 2026 Analytical Results
Second Quarter 2026 Quarterly Progress Report
Pacific Gas and Electric Company, Topock Compressor Station, Needles, California

Monitoring Well ID	Sample Date	Sample Type	Dissolved Vanadium (µg/L)	Dissolved Zinc (µg/L)	Alkalinity (mg/L)	Ammonia (as Nitrogen) (mg/L)	Bromide (mg/L)	Chloride (mg/L)	Fluoride (mg/L)	Nitrate (as Nitrogen) (mg/L)	Nitrite (as Nitrogen) (mg/L)	Nitrate/ Nitrite as N (mg/L)	Sulfate (mg/L)	Total Dissolved Solids (mg/L)	Total Organic Carbon (mg/L)
C-R22A-S	04/29/20	N	–	–	–	–	–	--	–	–	–	0.38	–	–	–
C-R22A-S	02/19/20	N	–	–	–	–	–	--	–	–	–	0.33	–	–	–
C-R22A-S	01/29/20	N	–	–	–	–	–	--	–	–	–	0.35	–	–	–
C-R22A-S	11/15/23	FD	–	–	–	–	–	--	–	0.42	–	–	–	–	–
C-R22A-S	02/16/22	FD	–	–	–	–	–	--	–	–	–	–	–	–	--
C-R22A-S	02/17/21	FD	–	–	–	–	–	--	–	–	–	0.51	–	–	–
C-R22A-S	01/29/20	FD	–	–	–	–	–	--	–	–	–	0.36	–	–	–
C-R27-D	05/20/26	N	–	–	–	–	–	--	–	–	–	–	–	–	--
C-R27-D	02/17/26	N	–	–	–	–	–	--	–	–	–	–	–	–	--
C-R27-D	11/19/25	N	–	–	–	–	–	--	–	0.37	–	–	–	–	–
C-R27-D	08/20/25	N	–	–	–	–	–	--	–	–	–	–	–	–	--
C-R27-D	05/14/25	N	–	–	–	–	–	--	–	–	–	–	–	–	--
C-R27-D	02/19/25	N	–	–	–	–	–	--	–	–	–	–	–	–	--
C-R27-D	11/13/24	N	–	–	–	–	–	--	–	0.42	–	–	–	–	–
C-R27-D	08/14/24	N	–	–	–	–	–	--	–	–	–	–	–	–	--
C-R27-D	05/15/24	N	–	–	–	–	–	--	–	–	–	–	–	–	--
C-R27-D	02/14/24	N	–	–	–	–	–	--	–	–	–	–	–	–	--
C-R27-D	11/15/23	N	–	–	–	–	–	--	–	0.43	–	–	–	–	–
C-R27-D	08/16/23	N	–	–	–	–	–	--	–	–	–	–	–	–	--
C-R27-D	05/16/23	N	–	–	–	–	–	--	–	–	–	–	–	–	--
C-R27-D	02/15/23	N	–	–	–	–	–	--	–	–	–	–	–	–	--
C-R27-D	11/15/22	N	–	–	–	–	–	--	–	0.27 J	–	–	–	–	–
C-R27-D	08/17/22	N	–	–	–	–	–	--	–	–	–	–	–	–	--
C-R27-D	05/18/22	N	–	–	–	–	–	--	–	–	–	–	–	–	--
C-R27-D	02/16/22	N	–	–	–	–	–	--	–	–	–	–	–	–	--
C-R27-D	11/17/21	N	–	–	–	–	–	--	–	–	–	0.3	–	–	–
C-R27-D	08/18/21	N	–	–	–	–	–	--	–	–	–	0.37	–	–	–
C-R27-D	05/19/21	N	–	–	–	–	–	--	–	–	–	0.38	–	–	–
C-R27-D	02/17/21	N	–	–	–	–	–	--	–	–	–	0.46	–	–	–
C-R27-D	01/27/21	N	–	–	–	–	–	--	–	–	–	0.4	–	–	–
C-R27-D	11/18/20	N	–	–	–	–	–	--	–	–	–	0.24	–	–	–
C-R27-D	08/19/20	N	–	–	–	–	–	--	–	–	–	0.34	–	–	–
C-R27-D	04/29/20	N	–	–	–	–	–	--	–	–	–	0.42	–	–	–
C-R27-D	02/19/20	N	–	–	–	–	–	--	–	–	–	0.28	–	–	–
C-R27-D	01/29/20	N	–	–	–	–	–	--	–	–	–	0.25	–	–	–
C-R27-D	02/17/26	FD	–	–	–	–	–	--	–	–	–	–	–	–	--
C-R27-D	08/20/25	FD	–	–	–	–	–	--	–	–	–	–	–	–	--
C-R27-D	02/15/23	FD	–	–	–	–	–	--	–	–	–	–	–	–	--
C-R27-D	02/19/20	FD	–	–	–	–	–	--	–	–	–	0.28	–	–	–
C-R27-S	05/20/26	N	–	–	–	–	–	--	–	–	–	–	–	–	--
C-R27-S	02/17/26	N	–	–	–	–	–	--	–	–	–	–	–	–	--
C-R27-S	11/19/25	N	–	–	–	–	–	--	–	0.35	–	–	–	–	–
C-R27-S	08/20/25	N	–	–	–	–	–	--	–	–	–	–	–	–	--
C-R27-S	05/14/25	N	–	–	–	–	–	--	–	–	–	–	–	–	--
C-R27-S	02/19/25	N	–	–	–	–	–	--	–	–	–	–	–	–	--
C-R27-S	11/13/24	N	–	–	–	–	–	--	–	0.42	–	–	–	–	–
C-R27-S	10/09/24	N	–	–	–	–	–	--	–	–	–	–	–	–	--
C-R27-S	08/14/24	N	–	–	–	–	–	--	–	–	–	–	–	–	--
C-R27-S	05/15/24	N	–	–	–	–	–	--	–	–	–	–	–	–	--
C-R27-S	02/14/24	N	–	–	–	–	–	--	–	–	–	–	–	–	--
C-R27-S	11/15/23	N	–	–	–	–	–	--	–	0.43	–	–	–	–	–

Appendix B
January 2020 to June 2026 Analytical Results
Second Quarter 2026 Quarterly Progress Report
Pacific Gas and Electric Company, Topock Compressor Station, Needles, California

Monitoring Well ID	Sample Date	Sample Type	Dissolved Vanadium (µg/L)	Dissolved Zinc (µg/L)	Alkalinity (mg/L)	Ammonia (as Nitrogen) (mg/L)	Bromide (mg/L)	Chloride (mg/L)	Fluoride (mg/L)	Nitrate (as Nitrogen) (mg/L)	Nitrite (as Nitrogen) (mg/L)	Nitrate/ Nitrite as N (mg/L)	Sulfate (mg/L)	Total Dissolved Solids (mg/L)	Total Organic Carbon (mg/L)
C-R27-S	08/16/23	N	–	–	–	–	–	--	–	–	–	–	–	–	--
C-R27-S	05/16/23	N	–	–	–	–	–	--	–	–	–	–	–	–	--
C-R27-S	02/15/23	N	–	–	–	–	–	--	–	–	–	–	–	–	--
C-R27-S	11/15/22	N	–	–	–	–	–	--	–	0.26 J	–	–	–	–	–
C-R27-S	08/17/22	N	–	–	–	–	–	--	–	–	–	–	–	–	--
C-R27-S	05/18/22	N	–	–	–	–	–	--	–	–	–	–	–	–	--
C-R27-S	02/16/22	N	–	–	–	–	–	--	–	–	–	–	–	–	--
C-R27-S	11/17/21	N	–	–	–	–	–	--	–	–	–	0.31	–	–	–
C-R27-S	08/18/21	N	–	–	–	–	–	--	–	–	–	0.36	–	–	–
C-R27-S	05/19/21	N	–	–	–	–	–	--	–	–	–	0.43	–	–	–
C-R27-S	02/17/21	N	–	–	–	–	–	--	–	–	–	0.43	–	–	–
C-R27-S	01/27/21	N	–	–	–	–	–	--	–	–	–	0.28	–	–	–
C-R27-S	11/18/20	N	–	–	–	–	–	--	–	–	–	0.3	–	–	–
C-R27-S	08/19/20	N	–	–	–	–	–	--	–	–	–	0.34	–	–	–
C-R27-S	04/29/20	N	–	–	–	–	–	--	–	–	–	0.39	–	–	–
C-R27-S	02/19/20	N	–	–	–	–	–	--	–	–	–	0.28	–	–	–
C-R27-S	01/29/20	N	–	–	–	–	–	--	–	–	–	0.31	–	–	–
C-R27-S	08/14/24	FD	–	–	–	–	–	--	–	–	–	–	–	–	--
C-R27-S	08/16/23	FD	–	–	–	–	–	--	–	–	–	–	–	–	--
C-R27-S	08/19/20	FD	–	–	–	–	–	--	–	–	–	0.36	–	–	–
C-R27-S	04/29/20	FD	–	–	–	–	–	--	–	–	–	0.42	–	–	–
C-TAZ-D	05/20/26	N	–	–	–	–	–	--	–	–	–	–	–	–	--
C-TAZ-D	02/17/26	N	–	–	–	–	–	--	–	–	–	–	–	–	--
C-TAZ-D	11/19/25	N	–	–	–	–	–	--	–	0.36	–	–	–	–	–
C-TAZ-D	08/20/25	N	–	–	–	–	–	--	–	–	–	–	–	–	--
C-TAZ-D	05/14/25	N	–	–	–	–	–	--	–	–	–	–	–	–	--
C-TAZ-D	02/19/25	N	–	–	–	–	–	--	–	–	–	–	–	–	--
C-TAZ-D	11/13/24	N	–	–	–	–	–	--	–	0.41	–	–	–	–	–
C-TAZ-D	08/14/24	N	–	–	–	–	–	--	–	–	–	–	–	–	--
C-TAZ-D	05/15/24	N	–	–	–	–	–	--	–	–	–	–	–	–	--
C-TAZ-D	02/14/24	N	–	–	–	–	–	--	–	–	–	–	–	–	--
C-TAZ-D	11/15/23	N	–	–	–	–	–	--	–	0.42	–	–	–	–	–
C-TAZ-D	08/16/23	N	–	–	–	–	–	--	–	–	–	–	–	–	--
C-TAZ-D	05/16/23	N	–	–	–	–	–	--	–	–	–	–	–	–	--
C-TAZ-D	02/15/23	N	–	–	–	–	–	--	–	–	–	–	–	–	--
C-TAZ-D	11/15/22	N	–	–	–	–	–	--	–	0.28 J	–	–	–	–	–
C-TAZ-D	08/17/22	N	–	–	–	–	–	--	–	–	–	–	–	–	--
C-TAZ-D	05/18/22	N	–	–	–	–	–	--	–	–	–	–	–	–	--
C-TAZ-D	02/16/22	N	–	–	–	–	–	--	–	–	–	–	–	–	--
C-TAZ-D	11/17/21	N	–	–	–	–	–	--	–	–	–	0.3	–	–	–
C-TAZ-D	08/18/21	N	–	–	–	–	–	--	–	–	–	0.37	–	–	–
C-TAZ-D	05/19/21	N	–	–	–	–	–	--	–	–	–	0.54	–	–	–
C-TAZ-D	02/17/21	N	–	–	–	–	–	--	–	–	–	0.45	–	–	–
C-TAZ-D	01/27/21	N	–	–	–	–	–	--	–	–	–	0.29	–	–	–
C-TAZ-D	11/18/20	N	–	–	–	–	–	--	–	–	–	0.27	–	–	–
C-TAZ-D	08/19/20	N	–	–	–	–	–	--	–	–	–	0.35	–	–	–
C-TAZ-D	04/29/20	N	–	–	–	–	–	--	–	–	–	0.37	–	–	–
C-TAZ-D	02/19/20	N	–	–	–	–	–	--	–	–	–	0.27	–	–	–
C-TAZ-D	01/29/20	N	–	–	–	–	–	--	–	–	–	0.29	–	–	–
C-TAZ-D	11/19/25	FD	–	–	–	–	–	--	–	0.37	–	–	–	–	–
C-TAZ-D	02/19/25	FD	–	–	–	–	–	--	–	–	–	–	–	–	--

Appendix B
January 2020 to June 2026 Analytical Results
Second Quarter 2026 Quarterly Progress Report
Pacific Gas and Electric Company, Topock Compressor Station, Needles, California

Monitoring Well ID	Sample Date	Sample Type	Dissolved Vanadium (µg/L)	Dissolved Zinc (µg/L)	Alkalinity (mg/L)	Ammonia (as Nitrogen) (mg/L)	Bromide (mg/L)	Chloride (mg/L)	Fluoride (mg/L)	Nitrate (as Nitrogen) (mg/L)	Nitrite (as Nitrogen) (mg/L)	Nitrate/ Nitrite as N (mg/L)	Sulfate (mg/L)	Total Dissolved Solids (mg/L)	Total Organic Carbon (mg/L)
C-TAZ-D	11/13/24	FD	–	–	–	–	–	--	–	0.39	–	–	–	–	–
C-TAZ-D	05/16/23	FD	–	–	–	–	–	--	–	–	–	–	–	–	--
C-TAZ-D	02/16/22	FD	–	–	–	–	–	--	–	–	–	–	–	–	--
C-TAZ-D	08/18/21	FD	–	–	–	–	–	--	–	–	–	0.35	–	–	–
C-TAZ-S	05/20/26	N	–	–	–	–	–	--	–	–	–	–	–	–	--
C-TAZ-S	02/17/26	N	–	–	–	–	–	--	–	–	–	–	–	–	--
C-TAZ-S	11/19/25	N	–	–	–	–	–	--	–	0.37	–	–	–	–	–
C-TAZ-S	08/20/25	N	–	–	–	–	–	--	–	–	–	–	–	–	--
C-TAZ-S	05/14/25	N	–	–	–	–	–	--	–	–	–	–	–	–	--
C-TAZ-S	02/19/25	N	–	–	–	–	–	--	–	–	–	–	–	–	--
C-TAZ-S	11/13/24	N	–	–	–	–	–	--	–	0.41	–	–	–	–	–
C-TAZ-S	08/14/24	N	–	–	–	–	–	--	–	–	–	–	–	–	--
C-TAZ-S	05/15/24	N	–	–	–	–	–	--	–	–	–	–	–	–	--
C-TAZ-S	02/14/24	N	–	–	–	–	–	--	–	–	–	–	–	–	--
C-TAZ-S	11/15/23	N	–	–	–	–	–	--	–	0.43	–	–	–	–	–
C-TAZ-S	08/16/23	N	–	–	–	–	–	--	–	–	–	–	–	–	--
C-TAZ-S	05/16/23	N	–	–	–	–	–	--	–	–	–	–	–	–	--
C-TAZ-S	02/15/23	N	–	–	–	–	–	--	–	–	–	–	–	–	--
C-TAZ-S	11/15/22	N	–	–	–	–	–	--	–	0.26 J	–	–	–	–	–
C-TAZ-S	08/17/22	N	–	–	–	–	–	--	–	–	–	–	–	–	--
C-TAZ-S	05/18/22	N	–	–	–	–	–	--	–	–	–	–	–	–	--
C-TAZ-S	02/16/22	N	–	–	–	–	–	--	–	–	–	–	–	–	--
C-TAZ-S	11/17/21	N	–	–	–	–	–	--	–	–	–	0.31	–	–	–
C-TAZ-S	08/18/21	N	–	–	–	–	–	--	–	–	–	0.37	–	–	–
C-TAZ-S	05/19/21	N	–	–	–	–	–	--	–	–	–	0.38	–	–	–
C-TAZ-S	02/17/21	N	–	–	–	–	–	--	–	–	–	0.42	–	–	–
C-TAZ-S	01/27/21	N	–	–	–	–	–	--	–	–	–	0.26	–	–	–
C-TAZ-S	11/18/20	N	–	–	–	–	–	--	–	–	–	0.28	–	–	–
C-TAZ-S	08/19/20	N	–	–	–	–	–	--	–	–	–	0.43	–	–	–
C-TAZ-S	04/29/20	N	–	–	–	–	–	--	–	–	–	2.5	–	–	–
C-TAZ-S	02/19/20	N	–	–	–	–	–	--	–	–	–	0.32	–	–	–
C-TAZ-S	01/29/20	N	–	–	–	–	–	--	–	–	–	0.35	–	–	–
C-TAZ-S	11/15/22	FD	–	–	–	–	–	--	–	0.27 J	–	–	–	–	–
C-TAZ-S	08/17/22	FD	–	–	–	–	–	--	–	–	–	–	–	–	--
CW-01D	12/11/25	N	3.4	–	72	–	–	2,000	2.6	–	–	9	500	3,900	–
CW-01D	11/21/24	N	2.4	–	69	–	–	2,000	2.8	–	–	8.9 J	510	4,100	–
CW-01D	12/13/23	N	3.3	–	79	–	–	2,100	2.5	–	–	8.2	500	4,000	–
CW-01D	11/29/22	N	3.2	–	79	–	–	1,900	2.3	–	–	8.2 J	510	4,300	–
CW-01D	12/01/21	N	2.4	–	73	–	–	1,900	2.7	–	–	8.3	510	4,000	–
CW-01D	10/08/20	N	2.4	<10	90	<0.2	–	2,200	2.5	–	–	2.6	500	4,600	–
CW-01M	12/11/25	N	3.4	–	59	–	–	2,100	2.5	–	–	2.8	490	4,200	–
CW-01M	11/21/24	N	2.6	–	70	–	–	2,200	2.7	–	–	2.8 J	520	4,500	–
CW-01M	12/13/23	N	3.1	–	70	–	–	2,200	2.2	–	–	2.7	500	4,600	–
CW-01M	11/29/22	N	3	–	78	–	–	2,100	2.1	–	–	2.8 J	510	5,500	–
CW-01M	12/01/21	N	2.2	–	90	–	–	2,100	2.4	–	–	2.5	490	4,300	–
CW-01M	10/08/20	N	2.5	<10	89	<0.2	–	2,200	2.2	–	–	3 J	510	4,700	–
CW-01M	10/08/20	FD	2.5	<10	90	<0.2	–	2,200	2.2	–	–	5.4 J	510	4,600	–
CW-02D	12/11/25	N	3.8	–	62	–	–	2,200	2.1	–	–	2.9	490	4,200	–
CW-02D	12/12/24	N	3.2	–	69	–	–	2,200	2.2	–	–	2.8	510	4,200	–
CW-02D	12/13/23	N	4.3	–	73	–	–	2,200	1.8	–	–	2.8	500	4,300	–
CW-02D	12/02/22	N	4.7	–	70	–	–	2,100	1.8	–	–	2.8 J	490	4,400	–

Appendix B
January 2020 to June 2026 Analytical Results
Second Quarter 2026 Quarterly Progress Report
Pacific Gas and Electric Company, Topock Compressor Station, Needles, California

Monitoring Well ID	Sample Date	Sample Type	Dissolved Vanadium (µg/L)	Dissolved Zinc (µg/L)	Alkalinity (mg/L)	Ammonia (as Nitrogen) (mg/L)	Bromide (mg/L)	Chloride (mg/L)	Fluoride (mg/L)	Nitrate (as Nitrogen) (mg/L)	Nitrite (as Nitrogen) (mg/L)	Nitrate/ Nitrite as N (mg/L)	Sulfate (mg/L)	Total Dissolved Solids (mg/L)	Total Organic Carbon (mg/L)
CW-02D	12/06/21	N	3.7	–	64	–	–	2,200	2.1	–	–	2.8	510	4,000	–
CW-02D	10/07/20	N	3.2	<10 J	66	<0.2	–	2,300	2	–	–	2.8	510	4,300	–
CW-02D	12/13/23	FD	4.4	–	69	–	–	2,500	1.9	–	–	2.8	490	4,400	–
CW-02D	12/06/21	FD	3.7	–	64	–	–	2,200	1.9	–	–	2.7	510	4,200	–
CW-02M	12/11/25	N	4.5	–	56	–	–	2,200	3	–	–	2.7	480	4,200	–
CW-02M	12/12/24	N	3	–	63	–	–	2,200	3	–	–	2.8	500	4,400	–
CW-02M	12/13/23	N	3.9	–	60	–	–	2,900	2.7	–	–	2.8	490	4,400	–
CW-02M	12/02/22	N	4.5	–	67	–	–	2,100	2.8	–	–	2.7 J	600	4,400	–
CW-02M	12/06/21	N	3.5	–	63	–	–	2,200	3.2	–	–	2.8	500	4,100	–
CW-02M	10/07/20	N	3.7	<10 J	59	<0.2	–	2,200	3.1	–	–	2.6	500	4,300	–
CW-03D	12/11/25	N	3.1	–	61	–	–	2,200	2.7	–	–	2.8	490	4,200	–
CW-03D	12/12/24	N	2.2	–	65	–	–	2,200	2.9	–	–	2.8	510	4,500	–
CW-03D	12/13/23	N	2.9	–	69	–	–	2,200	2.3	–	–	2.7	500	4,500	–
CW-03D	12/02/22	N	2.7	–	65	–	–	2,100	2.3	–	–	2.9 J	610	4,500	–
CW-03D	12/06/21	N	2.3	–	70	–	–	2,200	2.4	–	–	2.6	500	4,100	–
CW-03D	10/07/20	N	2.7	<10 J	68	<0.2	–	2,200	2.5	–	–	2.9	490	4,300	–
CW-03M	12/11/25	N	3.6	–	49	–	–	2,200	4	–	–	2.6	500	4,200	–
CW-03M	12/12/24	N	3	–	53	–	–	2,200	4.1	–	–	2.9	510	4,400	–
CW-03M	12/13/23	N	3.6	–	54	–	–	2,100	4	–	–	2.7	510	4,500	–
CW-03M	12/02/22	N	3.6	–	54	–	–	2,100	3.9	–	–	2.8 J	620	4,400	–
CW-03M	12/06/21	N	2.6	–	52	–	–	2,200	4.2	–	–	2.6	520	4,100	–
CW-03M	10/07/20	N	2.9	<10 J	53	<0.2	–	2,300	3.7	–	–	2.6	510	4,500	–
CW-03M	10/07/20	FD	3	<10 J	53	<0.2	–	2,300	3.8	–	–	2.6	510	4,400	–
CW-04D	12/11/25	N	4.3	–	47	–	–	2,300	4.9	–	–	2.7	500	4,400	–
CW-04D	11/21/24	N	3.5	–	55	–	–	2,300	4.6	–	–	2.9 J	520	4,600	–
CW-04D	12/13/23	N	4.2	–	53	–	–	2,500	4.3	–	–	2.8	510	4,600	–
CW-04D	12/01/22	N	3.7	–	54	–	–	2,200	4	–	–	2.7 J	510	4,500	–
CW-04D	12/01/21	N	5.3	–	72	–	–	2,100	2.9	–	–	2.7	480	4,300	–
CW-04D	10/02/20	N	3	<10 J	59	0.21	–	2,100	4.2	–	–	2.9	470	4,400	–
CW-04D	12/11/25	FD	4.7	–	47	–	–	2,300	4.9	–	–	2.8	510	4,400	–
CW-04D	11/21/24	FD	3.5	–	55	–	–	2,300	4.6	–	–	2.9 J	530	4,600	–
CW-04M	12/11/25	N	4	–	51	–	–	2,300	2.3	–	–	2.8	490	4,200	–
CW-04M	11/21/24	N	3.1	–	55	–	–	2,200	2.4	–	–	3 J	500	4,400	–
CW-04M	12/13/23	N	4	–	56	–	–	2,100	2.1	–	–	2.7	490	4,400	–
CW-04M	12/01/22	N	3.8	–	59	–	–	2,000	2	–	–	2.9 J	490	4,200	–
CW-04M	12/01/21	N	3.2	–	57	–	–	2,100	2.3	–	–	2.7	490	4,200	–
CW-04M	10/02/20	N	3.6	<10 J	60	<0.2	–	2,100	2.1	–	–	2.7	480	4,500	–
ER-01	05/28/26	N	–	–	–	–	–	--	–	–	–	–	–	–	--
ER-01	02/25/26	N	–	–	–	–	–	--	–	–	–	–	–	–	--
ER-01	11/21/25	N	–	–	59	–	<5	2,300	3.3	6.2	–	–	310	3,900	–
ER-01	08/25/25	N	–	–	–	–	–	--	–	–	–	–	–	–	--
ER-01	05/27/25	N	–	–	–	–	–	--	–	–	–	–	–	–	--
ER-01	02/25/25	N	–	–	–	–	–	--	–	–	–	–	–	–	--
ER-01	11/26/24	N	–	–	–	–	–	--	–	–	–	–	–	–	--
ER-01	08/20/24	N	–	–	–	–	–	--	–	–	–	–	–	–	--
ER-01	05/22/24	N	–	–	–	–	–	--	–	–	–	–	–	–	--
ER-01	02/21/24	N	–	–	–	–	–	--	–	–	–	–	–	–	--
ER-01	11/29/23	N	–	–	–	–	–	--	–	–	–	–	–	6,500	–
ER-01	11/05/22	N	–	–	–	–	–	--	–	–	–	–	–	–	--
ER-01	06/02/22	N	<1	510	84	<0.22	<5	3,100	3.4	–	–	5.1	520	6,400	<20
ER-01	06/01/22	N	–	–	–	–	–	--	–	–	–	–	–	–	--

Appendix B
January 2020 to June 2026 Analytical Results
Second Quarter 2026 Quarterly Progress Report
Pacific Gas and Electric Company, Topock Compressor Station, Needles, California

Monitoring Well ID	Sample Date	Sample Type	Dissolved Vanadium (µg/L)	Dissolved Zinc (µg/L)	Alkalinity (mg/L)	Ammonia (as Nitrogen) (mg/L)	Bromide (mg/L)	Chloride (mg/L)	Fluoride (mg/L)	Nitrate (as Nitrogen) (mg/L)	Nitrite (as Nitrogen) (mg/L)	Nitrate/ Nitrite as N (mg/L)	Sulfate (mg/L)	Total Dissolved Solids (mg/L)	Total Organic Carbon (mg/L)
ER-02	05/28/26	N	–	–	–	–	–	--	–	–	–	–	–	–	--
ER-02	02/25/26	N	–	–	–	–	–	--	–	–	–	–	–	–	--
ER-02	11/21/25	N	–	–	96	–	<5	3,200	3.7	1.7	–	–	620	5,500	–
ER-02	08/25/25	N	–	–	–	–	–	--	–	–	–	–	–	–	--
ER-02	05/27/25	N	–	–	–	–	–	--	–	–	–	–	–	–	--
ER-02	02/25/25	N	–	–	–	–	–	--	–	–	–	–	–	–	--
ER-02	11/26/24	N	–	–	–	–	–	--	–	–	–	–	–	–	--
ER-02	08/20/24	N	–	–	–	–	–	--	–	–	–	–	–	–	--
ER-02	05/22/24	N	–	–	–	–	–	--	–	–	–	–	–	–	--
ER-02	02/21/24	N	–	–	–	–	–	--	–	–	–	–	–	–	--
ER-02	11/29/23	N	–	–	–	–	–	--	–	–	–	–	–	5,200	–
ER-02	11/09/22	N	–	–	–	–	–	--	–	–	–	–	–	–	--
ER-02	06/28/22	N	<1	660	78	<0.23	<5	4,300	4.3	2.3	<5	–	710	9,100	<50
ER-02	05/28/26	FD	–	–	–	–	–	--	–	–	–	–	–	–	--
ER-03	05/28/26	N	–	–	–	–	–	--	–	–	–	–	–	–	--
ER-03	02/26/26	N	–	–	–	–	–	--	–	–	–	–	–	–	--
ER-03	11/25/25	N	–	–	18	–	<5	6,200	6.2	<0.5	–	–	760	10,000	–
ER-03	08/25/25	N	–	–	–	–	–	--	–	–	–	–	–	–	--
ER-03	05/27/25	N	–	–	–	–	–	--	–	–	–	–	–	–	--
ER-03	02/25/25	N	–	–	–	–	–	--	–	–	–	–	–	–	--
ER-03	11/19/24	N	<1	–	22	–	–	6,200	6.1	<0.5	<5 J	<0.1	740	11,000	<1
ER-03	08/20/24	N	<1	–	22	<0.2	–	6,000	5.9	<0.5	<5 J	<0.1	730	11,000	2.4
ER-03	05/22/24	N	<1	–	20	<0.2	–	6,500	<10	<0.5	<5	<0.1	730	12,000	<1
ER-03	02/21/24	N	<1	–	22	<0.2	–	6,000	5.1	<0.5	<5	<0.1	720	12,000	<1
ER-03	02/21/24	N	–	–	–	–	–	--	–	–	–	–	–	–	<1
ER-03	02/21/24	N	–	–	–	–	–	--	–	–	–	–	–	–	<1
ER-03	02/21/24	N	–	–	–	–	–	--	–	–	–	–	–	–	2 J
ER-03	11/29/23	N	<1	–	20	<0.2	–	5,800	6	<0.5	<5 J	<0.1	720	12,000	1.3
ER-03	08/09/23	N	–	–	22	–	<5	5,900	5.9	<0.5	–	–	720	12,000	–
ER-03	07/19/23	N	–	–	22	–	<2.5	5,700	5.5	<0.25	–	–	710	11,000	–
ER-03	05/23/23	N	1.1	67	21	<0.2	<10	6,100	7	<0.5	<5	–	710	11,000	<1
ER-03	05/22/23	N	–	–	–	–	–	--	–	–	–	–	–	–	--
ER-03	08/20/24	FD	<1	–	21	<0.2	–	6,100	6	<0.5	<5 J	<0.1	740	10,000	1.1
ER-03	02/21/24	FD	<1	–	76	0.14 J	–	4,300	3.6	<0.5	<5	<0.1	540	8,800	5.5 J
ER-04	05/28/26	N	–	–	–	–	–	--	–	–	–	–	–	–	--
ER-04	02/26/26	N	–	–	–	–	–	--	–	–	–	–	–	–	--
ER-04	11/25/25	N	–	–	20	–	<5	6,000	6.2	<0.5	–	–	750	9,600	–
ER-04	08/25/25	N	–	–	–	–	–	--	–	–	–	–	–	–	--
ER-04	05/27/25	N	–	–	–	–	–	--	–	–	–	–	–	–	--
ER-04	02/25/25	N	–	–	–	–	–	--	–	–	–	–	–	–	--
ER-04	11/19/24	N	<1	–	22	–	–	6,000	6	<0.5	<5 J	<0.1	720	11,000	<1
ER-04	08/19/24	N	<1	–	23	<0.2	–	5,900	5.8	<0.5	<5	<0.1	720	10,000	1.3
ER-04	05/22/24	N	<1	–	25	<0.2	–	6,300	<10	<0.5	<5	<0.1	710	12,000	<1
ER-04	02/22/24	N	<1	–	23	0.11 J	–	5,800	5.5	<0.5	<5 J	<0.1	710	11,000	<1
ER-04	02/22/24	N	–	–	–	–	–	--	–	–	–	–	–	–	<1
ER-04	02/22/24	N	–	–	–	–	–	--	–	–	–	–	–	–	<1
ER-04	02/22/24	N	–	–	–	–	–	--	–	–	–	–	–	–	1.2
ER-04	11/29/23	N	<1	–	24	<0.2	–	5,500	5.9	<0.5	<5 J	<0.1	700	12,000	1.1
ER-04	08/09/23	N	–	–	25	–	<5	5,900	5.5	<0.5	–	–	720	12,000	–
ER-04	07/19/23	N	–	–	29	–	<5	5,400	5.4	<0.5	–	–	670	11,000	–
ER-04	05/26/23	N	<1	110	29	<0.2	<5	5,800	6.4	<0.5	<5	–	680	10,000	<1

Appendix B
January 2020 to June 2026 Analytical Results
Second Quarter 2026 Quarterly Progress Report
Pacific Gas and Electric Company, Topock Compressor Station, Needles, California

Monitoring Well ID	Sample Date	Sample Type	Dissolved Vanadium (µg/L)	Dissolved Zinc (µg/L)	Alkalinity (mg/L)	Ammonia (as Nitrogen) (mg/L)	Bromide (mg/L)	Chloride (mg/L)	Fluoride (mg/L)	Nitrate (as Nitrogen) (mg/L)	Nitrite (as Nitrogen) (mg/L)	Nitrate/ Nitrite as N (mg/L)	Sulfate (mg/L)	Total Dissolved Solids (mg/L)	Total Organic Carbon (mg/L)
ER-04	05/13/23	N	–	–	–	–	–	--	–	–	–	–	–	–	--
FW-02B	12/08/22	N	–	–	–	–	–	--	–	–	–	–	–	–	--
FW-02B	11/20/22	N	7.2	46	110	0.45	<5	750	<1	12	<5	–	260	2,000	<10
FW-02B	11/19/22	N	–	–	–	–	–	--	–	–	–	–	–	–	--
FW-02B	09/01/22	N	–	–	–	–	–	--	–	–	–	–	–	–	--
FW-02B	08/31/22	N	–	–	–	–	–	--	–	–	–	–	–	–	--
FW-02B	08/30/22	N	–	–	–	–	–	--	–	–	–	–	–	–	--
FW-02B	08/24/22	N	–	–	–	–	–	--	–	–	–	–	–	–	--
FW-02B	08/24/22	N	–	–	–	–	–	--	–	–	–	–	–	–	--
FW-02B	08/24/22	FD	–	–	–	–	–	--	–	–	–	–	–	–	--
IRZ-09-100	05/20/26	N	–	–	–	–	–	--	–	1.7	–	–	390	–	<1
IRZ-09-100	03/18/26	N	–	–	–	–	–	--	–	1.3	–	–	420	–	<1
IRZ-09-100	11/12/25	N	–	–	–	–	–	--	–	1.2	–	–	530	–	<1
IRZ-09-100	08/14/25	N	–	–	–	–	–	--	–	1.3	–	–	420	–	<1
IRZ-09-100	07/14/25	N	–	–	–	–	–	--	–	–	–	–	–	–	--
IRZ-09-100	06/30/25	N	–	–	–	–	–	--	–	–	–	–	–	–	--
IRZ-09-100	05/15/25	N	–	–	–	–	–	--	–	1.4	–	–	450	–	<1
IRZ-09-100	02/20/25	N	–	–	–	–	–	--	–	1.1	–	–	450	–	<1
IRZ-09-100	11/20/24	N	–	–	53	–	<5 J	3,000	3.2	1.4	<5	–	460	5,900	1
IRZ-09-100	07/29/24	N	–	–	–	–	–	--	–	1.5 J	–	–	440	–	4.3 J
IRZ-09-100	05/08/24	N	–	–	–	–	–	--	–	1.5	–	–	440	–	1.2
IRZ-09-100	02/12/24	N	–	–	–	–	–	--	–	1.3	–	–	440	–	<1
IRZ-09-100	11/08/23	N	–	–	50	–	<5	2,900	2.8	1.5 J	<5	–	460	–	<1
IRZ-09-100	08/23/23	N	–	–	–	–	–	--	–	1.8	–	–	500	–	0.36 J
IRZ-09-100	05/09/23	N	–	–	–	–	–	--	–	1.1	–	–	500	–	<1
IRZ-09-100	03/06/23	N	–	–	–	–	–	--	–	<0.5	–	–	450	–	<1
IRZ-09-100	02/14/23	N	–	–	–	–	–	--	–	1.3	–	–	430	–	<1
IRZ-09-100	01/24/23	N	–	–	–	–	–	--	–	1.5	–	–	450	–	<1
IRZ-09-100	11/15/22	N	–	–	–	–	–	--	–	1.7	–	–	430	–	<1
IRZ-09-100	10/11/22	N	–	–	–	–	–	--	–	1.6	–	–	480	–	<1
IRZ-09-100	09/14/22	N	–	–	–	–	–	--	–	2.1	–	–	520	–	<1
IRZ-09-100	06/13/22	N	–	–	–	–	–	--	–	–	–	–	–	–	<1
IRZ-09-100	05/18/22	N	–	–	–	–	–	--	–	–	–	–	–	–	<1
IRZ-09-100	04/12/22	N	–	–	–	–	–	--	–	–	–	–	–	–	<1
IRZ-09-100	03/10/22	N	–	–	–	–	–	--	–	–	–	–	–	–	<1
IRZ-09-100	01/25/22	N	3	<10	52	<0.2	<5	3,000	3.2	1.8	<5	–	480	6,800	<1
IRZ-09-100	09/24/20	N	3.4	54	54	0.2	<2.5	3,000	2.8	–	–	1.8	500	6,500	<1
IRZ-09-100	09/14/20	N	–	–	–	–	–	--	–	–	–	–	–	–	--
IRZ-13D-210	05/20/26	N	–	–	–	–	–	--	–	0.51	–	–	470	–	<1
IRZ-13D-210	03/18/26	N	–	–	–	–	–	--	–	0.71	–	–	560	–	<1
IRZ-13D-210	11/12/25	N	–	–	–	–	–	--	–	0.74	–	–	670	–	<1
IRZ-13D-210	08/14/25	N	–	–	–	–	–	--	–	0.53	–	–	460	–	<1
IRZ-13D-210	05/15/25	N	–	–	–	–	–	--	–	0.57	–	–	540	–	<1
IRZ-13D-210	02/20/25	N	–	–	–	–	–	--	–	<0.5	–	–	390	–	3
IRZ-13D-210	11/20/24	N	–	–	110	–	<5 J	4,100	3.2	0.85	<5	–	600	7,900	2.5
IRZ-13D-210	07/29/24	N	–	–	–	–	–	--	–	0.81 J	–	–	560	–	2.3 J
IRZ-13D-210	06/11/24	N	–	–	–	–	–	--	–	0.66	–	–	610	–	<1
IRZ-13D-210	05/08/24	N	–	–	–	–	–	--	–	0.53	–	–	530	–	2.4
IRZ-13D-210	02/12/24	N	–	–	–	–	–	--	–	0.74	–	–	620	–	2.8
IRZ-13D-210	11/08/23	N	–	–	69	–	<5	4,700	2.8	1.3	<5	–	740	–	<1
IRZ-13D-210	08/23/23	N	–	–	–	–	–	--	–	1.7	–	–	810	–	0.35 J

Appendix B
January 2020 to June 2026 Analytical Results
Second Quarter 2026 Quarterly Progress Report
Pacific Gas and Electric Company, Topock Compressor Station, Needles, California

Monitoring Well ID	Sample Date	Sample Type	Dissolved Vanadium (µg/L)	Dissolved Zinc (µg/L)	Alkalinity (mg/L)	Ammonia (as Nitrogen) (mg/L)	Bromide (mg/L)	Chloride (mg/L)	Fluoride (mg/L)	Nitrate (as Nitrogen) (mg/L)	Nitrite (as Nitrogen) (mg/L)	Nitrate/ Nitrite as N (mg/L)	Sulfate (mg/L)	Total Dissolved Solids (mg/L)	Total Organic Carbon (mg/L)
IRZ-13D-210	07/28/23	N	–	–	–	–	–	--	–	1.4	–	–	790	–	1.4
IRZ-13D-210	05/09/23	N	–	–	–	–	–	--	–	<0.5	–	–	610	–	<1
IRZ-13D-210	03/06/23	N	–	–	–	–	–	--	–	<0.5	–	–	860	–	<1
IRZ-13D-210	02/14/23	N	–	–	–	–	–	--	–	1.4	–	–	860	–	<1
IRZ-13D-210	01/24/23	N	–	–	–	–	–	--	–	1.6	–	–	880	–	<1
IRZ-13D-210	12/16/22	N	–	–	59	–	<5	5,400	3	1.7 J	<5	–	900	10,000	<50
IRZ-13D-210	12/06/22	N	–	–	–	–	–	--	–	1.5	–	–	900	–	<1
IRZ-13D-210	11/15/22	N	–	–	–	–	–	--	–	1.9	–	–	860	–	<1
IRZ-13D-210	10/11/22	N	–	–	–	–	–	--	–	1.8	–	–	910	–	<1
IRZ-13D-210	09/14/22	N	–	–	–	–	–	--	–	2.1	–	–	960	–	<1
IRZ-13D-210	06/13/22	N	–	–	–	–	–	--	–	–	–	–	–	–	<1
IRZ-13D-210	05/17/22	N	–	–	–	–	–	--	–	–	–	–	–	–	<1
IRZ-13D-210	04/12/22	N	–	–	–	–	–	--	–	–	–	–	–	–	<1
IRZ-13D-210	03/10/22	N	2.5	<10 J	52	<0.2	<5	6,200	3.7	1.5	<5	–	950	12,000	<50
IRZ-13D-210	09/26/20	N	2.3	34	58	0.22	<2.5	6,100	3	–	–	2.1	930	13,000	<1
IRZ-13D-210	08/07/20	N	–	–	–	–	–	--	–	–	–	–	–	–	--
IRZ-13D-210	02/12/24	FD	–	–	–	–	–	--	–	0.79	–	–	610	–	2.8
IRZ-13S-095	05/20/26	N	–	–	–	–	–	--	–	<0.5	–	–	300	–	<1
IRZ-13S-095	03/18/26	N	–	–	–	–	–	--	–	<0.5	–	–	330	–	<1
IRZ-13S-095	11/12/25	N	–	–	–	–	–	--	–	<0.5	–	–	400	–	<1
IRZ-13S-095	08/14/25	N	–	–	–	–	–	--	–	<0.5	–	–	300	–	<1
IRZ-13S-095	05/15/25	N	–	–	–	–	–	--	–	<0.5	–	–	330	–	<1
IRZ-13S-095	02/20/25	N	–	–	–	–	–	--	–	0.92	–	–	310	–	2.1
IRZ-13S-095	11/20/24	N	–	–	100	–	<5 J	2,800	2.8	0.62	<5	–	370	5,100	1.3
IRZ-13S-095	07/29/24	N	–	–	–	–	–	--	–	<0.5 J	–	–	330	–	2.2 J
IRZ-13S-095	06/11/24	N	–	–	–	–	–	--	–	<0.5	–	–	430	–	<1
IRZ-13S-095	05/08/24	N	–	–	–	–	–	--	–	<0.5	–	–	380	–	2.6
IRZ-13S-095	02/12/24	N	–	–	–	–	–	--	–	1.6	–	–	380	–	2.2
IRZ-13S-095	11/08/23	N	–	–	70	–	<5	2,500	3.3	1.4	<5	–	430	–	<1
IRZ-13S-095	08/23/23	N	–	–	–	–	–	--	–	1.7	–	–	440	–	0.48 J
IRZ-13S-095	07/28/23	N	–	–	–	–	–	--	–	1.4	–	–	460	–	1.5
IRZ-13S-095	05/09/23	N	–	–	–	–	–	--	–	0.86	–	–	430	–	<1
IRZ-13S-095	03/06/23	N	–	–	–	–	–	--	–	<0.5	–	–	440	–	<1
IRZ-13S-095	02/14/23	N	–	–	–	–	–	--	–	1.6	–	–	420	–	<1
IRZ-13S-095	01/24/23	N	–	–	–	–	–	--	–	1.8	–	–	420	–	<1
IRZ-13S-095	12/16/22	N	–	–	64	–	<5	2,300	3.1	1.8 J	<5	–	450	4,900	<1
IRZ-13S-095	12/06/22	N	–	–	–	–	–	--	–	1.6	–	–	460	–	<1
IRZ-13S-095	11/15/22	N	–	–	–	–	–	--	–	1.8	–	–	410	–	<1
IRZ-13S-095	10/11/22	N	–	–	–	–	–	--	–	1.8	–	–	460	–	<1
IRZ-13S-095	09/14/22	N	–	–	–	–	–	--	–	2	–	–	400	–	<1
IRZ-13S-095	06/13/22	N	–	–	–	–	–	--	–	–	–	–	–	–	<1
IRZ-13S-095	05/17/22	N	–	–	–	–	–	--	–	–	–	–	–	–	<1
IRZ-13S-095	04/12/22	N	–	–	–	–	–	--	–	–	–	–	–	–	<1
IRZ-13S-095	03/10/22	N	3.9	<10 J	48	<0.22	<5	2,800	3.8	1.6	<5	–	460	5,600	<1
IRZ-13S-095	09/28/20	N	4.9	15	53	0.49	<2.5	2,600	2.6	–	–	2.1	460	5,700	<1 J
IRZ-13S-095	08/18/20	N	–	–	–	–	–	--	–	–	–	–	–	–	--
IRZ-15-055	02/22/23	N	–	–	–	–	–	--	–	<0.5	<5	–	410	–	<1
IRZ-15-055	04/12/22	N	–	–	–	–	–	--	–	1.6	–	–	770	–	<1
IRZ-15-055	12/20/21	N	3.7	<10	38	–	<5	7,100	4.2	1.4	<5	–	920	13,000	<50
IRZ-15-055	06/30/20	N	–	–	–	–	–	--	–	–	–	–	–	–	--
IRZ-15-200	02/22/23	N	–	–	–	–	–	--	–	<0.5	<5	–	450	–	<1

Appendix B
January 2020 to June 2026 Analytical Results
Second Quarter 2026 Quarterly Progress Report
Pacific Gas and Electric Company, Topock Compressor Station, Needles, California

Monitoring Well ID	Sample Date	Sample Type	Dissolved Vanadium (µg/L)	Dissolved Zinc (µg/L)	Alkalinity (mg/L)	Ammonia (as Nitrogen) (mg/L)	Bromide (mg/L)	Chloride (mg/L)	Fluoride (mg/L)	Nitrate (as Nitrogen) (mg/L)	Nitrite (as Nitrogen) (mg/L)	Nitrate/ Nitrite as N (mg/L)	Sulfate (mg/L)	Total Dissolved Solids (mg/L)	Total Organic Carbon (mg/L)
IRZ-15-200	04/12/22	N	–	–	–	–	–	--	–	1.5	–	–	500	–	<1
IRZ-15-200	12/20/21	N	3.2	<10	81	–	<5	1,200	2.8	2.3	<5	–	230	2,400	<1
IRZ-15-200	06/30/20	N	–	–	–	–	–	--	–	–	–	–	–	–	--
IRZ-21-065	05/20/26	N	–	–	–	–	–	--	–	<0.5	–	–	310	–	<1
IRZ-21-065	03/18/26	N	–	–	–	–	–	--	–	<0.5	–	–	370	–	<1
IRZ-21-065	11/12/25	N	–	–	–	–	–	--	–	<0.5	–	–	380	–	<1
IRZ-21-065	08/14/25	N	–	–	–	–	–	--	–	0.57	–	–	370	–	<1
IRZ-21-065	05/15/25	N	–	–	–	–	–	--	–	<0.25	–	–	340	–	<1
IRZ-21-065	02/21/25	N	–	–	–	–	–	--	–	0.32	–	–	380	–	3.9
IRZ-21-065	11/20/24	N	–	–	–	–	–	--	–	<0.25	–	–	290	–	2.8
IRZ-21-065	07/29/24	N	–	–	–	–	–	--	–	<0.5 J	–	–	310	–	2.9 J
IRZ-21-065	05/08/24	N	–	–	–	–	–	--	–	<0.5	–	–	330	–	<1
IRZ-21-065	02/12/24	N	–	–	–	–	–	--	–	<0.5	–	–	370	–	1
IRZ-21-065	11/08/23	N	–	–	–	–	–	--	–	<0.25	–	–	320	–	<1
IRZ-21-065	08/15/23	N	–	–	–	–	–	--	–	<0.25	–	–	270	–	<1
IRZ-21-065	06/16/23	N	–	–	–	–	–	--	–	<0.25	–	–	240	–	1.2
IRZ-21-065	02/28/23	N	–	–	–	<0.2	–	--	–	<0.25	<2.5	–	350 J	–	<1
IRZ-21-065	04/12/22	N	–	–	–	–	–	--	–	0.76	–	–	540	–	<1
IRZ-21-065	12/20/21	N	8.5	<10	96	–	<5	470	1.9	4.6	<5	–	180	1,200	<1
IRZ-21-065	02/12/24	FD	–	–	–	–	–	--	–	<0.5	–	–	370	–	1.5
IRZ-21-065	02/28/23	FD	–	–	–	<0.2	–	--	–	<0.25	<2.5	–	350 J	–	<1
IRZ-21-157	05/20/26	N	–	–	–	–	–	--	–	<0.5	–	–	300	–	<1
IRZ-21-157	03/18/26	N	–	–	–	–	–	--	–	<0.5	–	–	340	–	<1
IRZ-21-157	11/12/25	N	–	–	–	–	–	--	–	<0.5	–	–	400	–	<1
IRZ-21-157	08/14/25	N	–	–	–	–	–	--	–	0.56	–	–	350	–	<1
IRZ-21-157	05/15/25	N	–	–	–	–	–	--	–	<0.25	–	–	310	–	<1
IRZ-21-157	02/21/25	N	–	–	–	–	–	--	–	<0.25	–	–	320	–	4.6
IRZ-21-157	11/20/24	N	–	–	–	–	–	--	–	<0.25	–	–	230	–	2.8
IRZ-21-157	07/29/24	N	–	–	–	–	–	--	–	<0.5 J	–	–	320	–	2.3 J
IRZ-21-157	05/08/24	N	–	–	–	–	–	--	–	<0.5	–	–	330	–	<1
IRZ-21-157	02/12/24	N	–	–	–	–	–	--	–	0.58	–	–	350	–	1.3
IRZ-21-157	11/08/23	N	–	–	–	–	–	--	–	<0.25	–	–	340	–	<1
IRZ-21-157	08/15/23	N	–	–	–	–	–	--	–	<0.25	–	–	270	–	<1
IRZ-21-157	06/16/23	N	–	–	–	–	–	--	–	<0.25	–	–	240	–	2.5
IRZ-21-157	02/28/23	N	–	–	–	<0.2	–	--	–	<0.25	<2.5	–	340 J	–	<1
IRZ-21-157	04/12/22	N	–	–	–	–	–	--	–	0.5	–	–	600	–	<1
IRZ-21-157	12/20/21	N	6	<10	39	–	<5	7,300	4.6	2.2	<5	–	840	13,000	<1
IRZ-21-157	08/15/23	FD	–	–	–	–	–	--	–	<0.25	–	–	260	–	<1
IRZ-23-143	05/20/26	N	–	–	–	–	–	--	–	1.7	–	–	370	–	<1
IRZ-23-143	03/18/26	N	–	–	–	–	–	--	–	1.8	–	–	410	–	<1
IRZ-23-143	11/12/25	N	–	–	–	–	–	--	–	1.8	–	–	460	–	<1
IRZ-23-143	08/14/25	N	–	–	–	–	–	--	–	1.9	–	–	360	–	1.8
IRZ-23-143	05/15/25	N	–	–	–	–	–	--	–	2.1	–	–	410	–	<1
IRZ-23-143	02/20/25	N	–	–	–	–	–	--	–	2	–	–	390	–	3.4
IRZ-23-143	11/20/24	N	–	–	130	–	<5 J	2,600	2.9	2.4	<5	–	210	5,000	2.2
IRZ-23-143	07/29/24	N	–	–	–	–	–	--	–	2.6 J	–	–	390	–	2.6 J
IRZ-23-143	05/08/24	N	–	–	–	–	–	--	–	2.7	–	–	460	–	3.3
IRZ-23-143	02/12/24	N	–	–	–	–	–	--	–	2.8	–	–	440	–	2.4
IRZ-23-143	11/08/23	N	–	–	120	–	<5	2,500	2.4	3	<5	–	460	–	<1
IRZ-23-143	10/12/23	N	–	–	–	–	–	--	–	3	–	–	460	–	–
IRZ-23-143	08/23/23	N	–	–	–	–	–	--	–	3.2	–	–	480	–	0.63 J

Appendix B
January 2020 to June 2026 Analytical Results
Second Quarter 2026 Quarterly Progress Report
Pacific Gas and Electric Company, Topock Compressor Station, Needles, California

Monitoring Well ID	Sample Date	Sample Type	Dissolved Vanadium (µg/L)	Dissolved Zinc (µg/L)	Alkalinity (mg/L)	Ammonia (as Nitrogen) (mg/L)	Bromide (mg/L)	Chloride (mg/L)	Fluoride (mg/L)	Nitrate (as Nitrogen) (mg/L)	Nitrite (as Nitrogen) (mg/L)	Nitrate/ Nitrite as N (mg/L)	Sulfate (mg/L)	Total Dissolved Solids (mg/L)	Total Organic Carbon (mg/L)
IRZ-23-143	05/09/23	N	–	–	–	–	–	--	–	2.5	–	–	490	–	1.1 J
IRZ-23-143	03/06/23	N	–	–	–	–	–	--	–	2.4	–	–	490	–	1
IRZ-23-143	02/14/23	N	–	–	–	–	–	--	–	3.4 J	–	–	470	–	1.3
IRZ-23-143	01/24/23	N	–	–	–	–	–	--	–	3.8	–	–	470	–	<1
IRZ-23-143	12/16/22	N	–	–	120	–	<5	2,000	2.5	3.9 J	<5	–	490	4,500	<1
IRZ-23-143	12/06/22	N	–	–	–	–	–	--	–	3.8	–	–	490	–	1.8
IRZ-23-143	11/15/22	N	–	–	–	–	–	--	–	4.1	–	–	440	–	<1
IRZ-23-143	10/11/22	N	–	–	–	–	–	--	–	4	–	–	470	–	<1
IRZ-23-143	09/14/22	N	–	–	–	–	–	--	–	4.7	–	–	470	–	<1
IRZ-23-143	06/13/22	N	–	–	–	–	–	--	–	–	–	–	–	–	<1
IRZ-23-143	05/17/22	N	–	–	–	–	–	--	–	–	–	–	–	–	<1
IRZ-23-143	04/12/22	N	–	–	–	–	–	--	–	–	–	–	–	–	<1
IRZ-23-143	03/10/22	N	–	–	–	–	–	--	–	–	–	–	–	–	<1
IRZ-23-143	02/21/22	N	–	–	–	–	–	--	–	–	–	–	–	–	<20
IRZ-23-143	01/25/22	N	–	–	–	–	–	--	–	–	–	–	–	–	<1
IRZ-23-143	12/21/21	N	9.6	<10	87	<0.2	<5	990	2	5.5	<5	–	220	2,200	<10
IRZ-25-100	05/20/26	N	–	–	–	–	–	--	–	5.3	–	–	310	–	<1
IRZ-25-100	03/18/26	N	–	–	–	–	–	--	–	3.3	–	–	320	–	<1
IRZ-25-100	11/12/25	N	–	–	–	–	–	--	–	2.9	–	–	370	–	1.1
IRZ-25-100	08/14/25	N	–	–	–	–	–	--	–	2.1	–	–	290	–	<1
IRZ-25-100	05/15/25	N	–	–	–	–	–	--	–	1.7	–	–	320	–	<1
IRZ-25-100	02/21/25	N	–	–	–	–	–	--	–	0.93	–	–	310	–	<1
IRZ-25-100	11/20/24	N	–	–	–	–	–	--	–	1.5	–	–	290	–	2.3
IRZ-25-100	07/29/24	N	–	–	–	–	–	--	–	2.1 J	–	–	290	–	2.3 J
IRZ-25-100	05/08/24	N	–	–	–	–	–	--	–	1.8	–	–	330	–	3.4
IRZ-25-100	02/12/24	N	–	–	–	–	–	--	–	1.1	–	–	340	–	3
IRZ-25-100	11/08/23	N	–	–	–	–	–	--	–	1.1	–	–	350	–	<1
IRZ-25-100	08/15/23	N	–	–	–	–	–	--	–	1	–	–	400	–	2.9
IRZ-25-100	06/16/23	N	–	–	–	–	–	--	–	2.9	–	–	410	–	<1
IRZ-25-100	02/28/23	N	–	–	–	<0.2	–	--	–	1.4	<5	–	420 J	–	<1
IRZ-25-100	04/12/22	N	–	–	–	–	–	--	–	14	–	–	300	–	<1
IRZ-25-100	12/20/21	N	5.7	<10	89	–	<5	490	1.4	12	<5	–	270	1,500	<1
IRZ-25-100	02/12/24	FD	–	–	–	–	–	--	–	1	–	–	330	–	2.1
IRZ-25-100	02/28/23	FD	–	–	–	<0.2	–	--	–	1.2	<5	–	420 J	–	<1
IRZ-25-166	05/20/26	N	–	–	–	–	–	--	–	<0.5	–	–	250	–	<1
IRZ-25-166	03/18/26	N	–	–	–	–	–	--	–	<0.5	–	–	290	–	<1
IRZ-25-166	11/12/25	N	–	–	–	–	–	--	–	<0.5	–	–	290	–	<1
IRZ-25-166	08/14/25	N	–	–	–	–	–	--	–	<0.5	–	–	270	–	<1
IRZ-25-166	05/15/25	N	–	–	–	–	–	--	–	<0.5	–	–	300	–	<1
IRZ-25-166	02/21/25	N	–	–	–	–	–	--	–	<0.5	–	–	250	–	2.2
IRZ-25-166	11/20/24	N	–	–	–	–	–	--	–	<0.5	–	–	230	–	2.4
IRZ-25-166	07/29/24	N	–	–	–	–	–	--	–	<0.5 J	–	–	390	–	2.2 J
IRZ-25-166	05/08/24	N	–	–	–	–	–	--	–	4.2	–	–	670	–	<1
IRZ-25-166	02/12/24	N	–	–	–	–	–	--	–	<0.5	–	–	380	–	1.3
IRZ-25-166	11/08/23	N	–	–	–	–	–	--	–	<0.5	–	–	340	–	<1
IRZ-25-166	08/15/23	N	–	–	–	–	–	--	–	1.6	–	–	500	–	1.2
IRZ-25-166	06/16/23	N	–	–	–	–	–	--	–	<0.5	–	–	420	–	<1
IRZ-25-166	02/28/23	N	–	–	–	<0.2	–	--	–	1.2	<5	–	430 J	–	<20
IRZ-25-166	04/12/22	N	–	–	–	–	–	--	–	7.2	–	–	380	–	<1
IRZ-25-166	12/20/21	N	5	<10	47	–	<5	5,600	4.2	2.8	<5	–	790	13,000	<1
IRZ-25-166	08/15/23	FD	–	–	–	–	–	--	–	0.62	–	–	440	–	<1

Appendix B
January 2020 to June 2026 Analytical Results
Second Quarter 2026 Quarterly Progress Report
Pacific Gas and Electric Company, Topock Compressor Station, Needles, California

Monitoring Well ID	Sample Date	Sample Type	Dissolved Vanadium (µg/L)	Dissolved Zinc (µg/L)	Alkalinity (mg/L)	Ammonia (as Nitrogen) (mg/L)	Bromide (mg/L)	Chloride (mg/L)	Fluoride (mg/L)	Nitrate (as Nitrogen) (mg/L)	Nitrite (as Nitrogen) (mg/L)	Nitrate/ Nitrite as N (mg/L)	Sulfate (mg/L)	Total Dissolved Solids (mg/L)	Total Organic Carbon (mg/L)
IRZ-33-077	01/04/22	N	4.2	<10 J	120	–	<5	1,000	2.3	27	<5	–	620	2,900	<1
Marina-1	05/19/26	N	<25	<125	42.10	–	–	13,300	5.33	–	–	–	790	20,200	<1
Marina-1	02/19/26	N	<5	<25	34.30	–	–	11,100	<7.5	–	–	–	732	20,200	<1
Marina-1	11/18/25	N	<50	<250	38.80	–	–	11,500	<7.5	–	–	–	672	19,600	<1
Marina-1	08/19/25	N	<5	<125	72.20	–	–	4,980	2.90	–	–	–	423 J	9,340	<1
Marina-1	05/13/25	N	<50	<250	41.90	–	–	11,600	4.87	–	–	–	769	21,500	<1
Marina-1	02/18/25	N	1.27	14.7	81.40	–	–	4,730	3.34	–	–	–	398	8,740	<1
Marina-1	11/19/24	N	<10	<200 J	68.6	<0.1	–	5,760	3.44	1.04	–	–	703 J	2,980	<1
Marina-1	08/13/24	N	<10	<200 J	68.3	–	–	6,510	3.41	0.71	–	–	543	10,500 J	<1
Marina-1	05/21/24	N	<10	<200	67.1	–	–	5,900	3.5	1.11	–	–	416	9,710	<1
Marina-1	03/13/24	N	<5	212	75.5	–	–	4,600	3.23	1.12	–	–	355	8,270	2.34
Marina-1	09/14/23	N	<10	<200	41.1	–	–	11,700	3.33	<1	–	–	722	17,200	<1
Marina-1	05/17/22	N	<10	<200	39.8	–	–	13,400	3.75	–	–	–	902	15,400	–
Marina-1	03/10/22	N	<10	<200	–	–	–	12,400	3.5	–	–	–	864	14,600	–
Marina-1	09/20/21	N	<10	<200 J	–	–	–	9,580	3.28	–	–	–	653	19,400	–
Marina-1	08/13/24	FD	<10	<200 J	66.5	–	–	5,970	3.3	<0.5	–	–	512	5,520 J	<1
Marina-1	03/10/22	FD	<10	<200	–	–	–	11,700	3.26	–	–	–	754	16,800	–
MTS-1	05/19/26	N	4.26	22.9	67.20	–	–	831	5.02	–	–	–	127	1,650	<1
MTS-1	02/17/26	N	5.1	<25	70.20	–	–	904	3.80	–	–	–	134	1,880	<1
MTS-1	11/18/25	N	<5	<25	67	–	–	1,080	3.94	–	–	–	131 J	2,100	<1
MTS-1	08/20/25	N	9.73	<25	66.80	–	–	2,480	4.39	–	–	–	199	3,620	<1
MTS-1	05/13/25	N	4.4	34.8	68.20	–	–	1,280	4.63	–	–	–	160	2,930	<1
MTS-1	02/18/25	N	4.78	135	64.50	–	–	733	5.20	–	–	–	125	1,600	<1
MTS-1	11/13/24	N	<10	<200 J	76.7	<0.1	–	521	4.05	1.81	–	–	124	1,180	<1
MTS-1	08/13/24	N	<10	<200 J	73.6	–	–	708	4.92	1.92	–	–	135	1,200	<1
MTS-1	05/14/24	N	24.1	<200	25.8	–	–	1,120	6.74	<0.1	–	–	<200	1,950	<1
MTS-1	02/14/24	N	5.2	<100	65.7	–	–	728	5.36	1.07	–	–	129	1,560	<1
MTS-1	11/14/23	N	8.11	<100	74.4	–	–	675	4.94	1.54	–	–	132	1,420	<1
MTS-1	08/15/23	N	9.07	<100	72.6	–	–	836	5.06	1.78	–	–	144	1,650	<1
MTS-1	05/19/23	N	6.57	R	74.7	–	–	850	5.14	1.74	–	–	125	1,710	<1
MTS-1	02/14/23	N	11.9	<20	73.9	–	–	613	5.44	1.73	–	–	129	1,230	<1
MTS-1	12/13/22	N	11.6	<100 J	94.5	<0.1	–	514 J	4.83	2.06	–	–	115 J	799 J	<1
MTS-1	08/16/22	N	10.8	<20	73.3	–	–	809	5.64	1.57	–	–	142	1,430	<1
MTS-1	05/17/22	N	<10	<200	71.3	–	–	878	5.47	–	–	–	137	1,350	–
MTS-1	02/16/22	N	3.69	<20	–	–	–	938	5.08	–	–	–	126	1,810	–
MTS-1	11/15/21	N	<1	<20	40.7	0.261	–	1,160	4.74	–	–	–	128	2,090	–
MTS-1	09/22/21	N	9.65	20.7	–	–	–	565	5.25	–	–	–	129	1,090	–
MTS-1	02/18/25	FD	4.75	133	63.40	–	–	740	5.32	–	–	–	125	1,600	<1
MTS-1	11/13/24	FD	<10	<200 J	75.6	<0.1	–	574	4.28	1.82	–	–	107	1,200	<1
MTS-1	12/13/22	FD	11.7	<100 J	85.6	<0.1	–	529 J	4.82	1.89	–	–	138 J	985 J	<1
MTS-2	05/19/26	N	12.9	8.47	80.20	–	–	648	5.22	–	–	–	121	1,360	<1
MTS-2	02/17/26	N	13.4	<25	77.70	–	–	618	4.68	–	–	–	114	1,370	<1
MTS-2	11/18/25	N	11.9	<25	<20	–	–	614	5.23	–	–	–	113 J	1,410	<1
MTS-2	08/20/25	N	13.3	<25	78.10	–	–	633	5.29	–	–	–	128	1,350	<1
MTS-2	05/13/25	N	13.2	20.4	79.40	–	–	570	5.25	–	–	–	117	1,260	<1
MTS-2	02/18/25	N	9.63	5.03	73.80	–	–	662	5.32	–	–	–	135	1,440	<1
MTS-2	11/13/24	N	<10	<200 J	69.8	<0.1	–	627	4.78	1.79	–	–	147	1,470	<1
MTS-2	08/13/24	N	<10	<200 J	75.1	–	–	778	4.83	1.98	–	–	141	1,440	<1
MTS-2	05/14/24	N	40	<200	72	–	–	607	5.07	1.85	–	–	125	1,380	<1
MTS-2	02/14/24	N	12.3	<100	73.3	–	–	618	5.48	1.85	–	–	130	1,390	<1
MTS-2	11/14/23	N	11.9	<100	73.8	–	–	665	5.07	1.56	–	–	132	1,410	<1

Appendix B
January 2020 to June 2026 Analytical Results
Second Quarter 2026 Quarterly Progress Report
Pacific Gas and Electric Company, Topock Compressor Station, Needles, California

Monitoring Well ID	Sample Date	Sample Type	Dissolved Vanadium (µg/L)	Dissolved Zinc (µg/L)	Alkalinity (mg/L)	Ammonia (as Nitrogen) (mg/L)	Bromide (mg/L)	Chloride (mg/L)	Fluoride (mg/L)	Nitrate (as Nitrogen) (mg/L)	Nitrite (as Nitrogen) (mg/L)	Nitrate/ Nitrite as N (mg/L)	Sulfate (mg/L)	Total Dissolved Solids (mg/L)	Total Organic Carbon (mg/L)
MTS-2	08/15/23	N	11.6	<100	73.6	–	–	703	5.16	1.76	–	–	137	1,460	<1
MTS-2	05/19/23	N	13.1	R	74	–	–	629	5.27	1.7	–	–	125	1,350	<1
MTS-2	02/14/23	N	12.8	<20	73.9	–	–	607	5.48	1.79	–	–	128	1,290	<1
MTS-2	12/13/22	N	13.1	<100 J	74.1	<0.1	–	711 J	5.13	1.94	–	–	153 J	1,160	<1
MTS-2	08/16/22	N	12.1	<20	74.2	–	–	683	5.32	1.73	–	–	137	1,470	1.27
MTS-2	05/17/22	N	10.2	<200	74	–	–	760	5.49	–	–	–	161	1,300	–
MTS-2	02/16/22	N	12.3	25.8	–	–	–	612	5.48	–	–	–	132	1,260	–
MTS-2	11/15/21	N	11.2	<20	69.8	<0.1	–	724	5	–	–	–	144	1,350	–
MTS-2	09/22/21	N	11.8	<20	–	–	–	586	5.1	–	–	–	124	1,120	–
MTS-2	11/14/23	FD	12	<100	75	–	–	670	5.08	1.57	–	–	138	1,420	<1
MW-09	06/17/26	N	–	–	130	–	<2.5	790	<0.5	10	–	–	180	1,800	–
MW-09	02/24/26	N	–	–	91	–	<2.5	1,000	<0.5	9.1	–	–	130	2,100	–
MW-09	12/18/25	N	–	–	89	–	<2.5	930	<0.5	9.7	–	–	130	1,900	–
MW-09	08/27/25	N	–	–	110	–	<2.5	780	<0.5	10	–	–	140	1,800	–
MW-09	05/22/25	N	–	–	120	–	<2.5	780	<0.5	9.3	–	–	170	1,600	–
MW-09	02/27/25	N	–	–	–	–	–	--	–	9.1	–	–	–	–	--
MW-09	10/10/24	N	–	–	–	–	–	--	–	10	–	–	–	–	–
MW-09	05/21/24	N	–	–	–	–	–	--	–	8.1	–	–	–	–	--
MW-09	06/01/23	N	–	–	–	–	–	--	–	4.8	–	–	–	–	–
MW-09	02/20/23	N	–	–	–	–	–	--	–	–	–	–	–	–	--
MW-09	12/01/22	N	–	–	–	–	–	--	–	1.3	–	–	–	–	–
MW-09	06/08/22	N	–	–	–	–	–	--	–	3.1	–	–	–	–	–
MW-09	12/08/21	N	–	–	–	–	–	--	–	–	–	14	–	–	–
MW-09	05/19/21	N	–	–	–	–	–	--	–	–	–	11	–	–	–
MW-09	02/24/21	N	–	–	–	–	–	--	–	–	–	13	–	–	–
MW-09	12/01/20	N	–	–	120	–	<2.5	740	–	–	–	–	250	1,700	–
MW-09	04/24/20	N	–	–	–	–	–	--	–	–	–	11	–	–	–
MW-09	06/17/26	FD	–	–	120	–	<2.5	810	<0.5	9.9	–	–	180	1,900	–
MW-09	05/22/25	FD	–	–	120	–	<2.5	780	<0.5	9.4	–	–	170	1,600	–
MW-09	12/01/22	FD	–	–	–	–	–	--	–	1.2	–	–	–	–	–
MW-09	06/08/22	FD	–	–	–	–	–	--	–	2.9	–	–	–	–	–
MW-09	12/08/21	FD	–	–	–	–	–	--	–	–	–	14	–	–	–
MW-10	04/27/26	N	–	–	230	–	<1	400	11	14	–	–	220	1,400	–
MW-10	01/26/26	N	–	–	410	–	<1	39	17	17	–	–	98	810	–
MW-10	12/18/25	N	–	–	390	–	<2.5	39	15	18	–	–	100	820	–
MW-10	08/27/25	N	–	–	440	–	<2.5	44	24	15	–	–	110	880	–
MW-10	05/22/25	N	–	–	200	–	<2.5	570	13	12	–	–	240	1,400	–
MW-10	11/25/24	N	–	–	–	–	–	--	–	16	–	–	–	–	–
MW-10	05/22/24	N	–	–	–	–	–	--	–	13	–	–	–	–	–
MW-10	11/30/23	N	–	–	–	–	–	--	–	12	–	–	–	–	–
MW-10	06/01/23	N	–	–	–	–	–	--	–	12	–	–	–	–	–
MW-10	02/20/23	N	–	–	–	–	–	--	–	–	–	–	–	–	--
MW-10	11/28/22	N	–	–	–	–	–	--	–	11	–	–	–	–	–
MW-10	06/08/22	N	–	–	–	–	–	--	–	9.6	–	–	–	–	–
MW-10	12/08/21	N	–	–	–	–	–	--	–	–	–	11	–	–	–
MW-10	09/22/21	N	–	–	–	–	–	710	–	–	–	11	280	1,800	–
MW-10	05/05/21	N	–	–	–	–	–	670	–	–	–	8.8	270	1,700	–
MW-10	02/24/21	N	–	–	–	–	–	--	–	–	–	9	–	–	–
MW-10	11/30/20	N	14	<10	120	–	<2.5	520	–	–	–	12	250	1,400	–
MW-10	04/23/20	N	–	–	–	–	–	--	–	–	–	12	–	–	–
MW-10	06/08/22	FD	–	–	–	–	–	--	–	9.6	–	–	–	–	–

Appendix B
January 2020 to June 2026 Analytical Results
Second Quarter 2026 Quarterly Progress Report
Pacific Gas and Electric Company, Topock Compressor Station, Needles, California

Monitoring Well ID	Sample Date	Sample Type	Dissolved Vanadium (µg/L)	Dissolved Zinc (µg/L)	Alkalinity (mg/L)	Ammonia (as Nitrogen) (mg/L)	Bromide (mg/L)	Chloride (mg/L)	Fluoride (mg/L)	Nitrate (as Nitrogen) (mg/L)	Nitrite (as Nitrogen) (mg/L)	Nitrate/ Nitrite as N (mg/L)	Sulfate (mg/L)	Total Dissolved Solids (mg/L)	Total Organic Carbon (mg/L)
MW-10	12/08/21	FD	–	–	–	–	–	--	–	–	–	11	–	–	–
MW-10	11/30/20	FD	14	<10	120	–	<2.5	520	–	–	–	12	260	1,400	–
MW-10D	04/27/26	N	–	–	–	–	–	--	–	11	–	–	–	–	–
MW-10D	12/18/25	N	–	–	–	–	–	--	–	12	–	–	–	–	–
MW-10D	05/22/25	N	–	–	–	–	–	--	–	10	–	–	–	–	–
MW-10D	11/25/24	N	–	–	–	–	–	--	–	9.5	–	–	–	–	--
MW-10D	05/22/24	N	–	–	–	–	–	--	–	11	–	–	–	–	–
MW-10D	11/30/23	N	–	–	–	–	–	--	–	9.6	–	–	–	–	–
MW-10D	06/01/23	N	–	–	–	–	–	--	–	11	–	–	–	–	–
MW-10D	11/28/22	N	–	–	–	–	–	--	–	12	–	–	–	–	–
MW-10D	06/08/22	N	–	–	–	–	–	--	–	8.9	–	–	–	–	–
MW-10D	12/08/21	N	–	–	–	–	–	--	–	–	–	9.5	–	–	–
MW-10D	09/22/21	N	–	–	–	–	–	840	–	–	–	9.5	270	1,900	–
MW-10D	08/24/21	N	14	<10	120	<0.2	<5	920	1.2	–	–	11	370	2,200	<1
MW-10D	05/19/21	N	12	<10	120	<0.2	<5	980	1.1	–	–	12	380	2,300	<1
MW-10D	05/05/21	N	–	–	–	–	–	990	–	–	–	12	370	2,300	–
MW-10D	02/24/21	N	11	<10 J	120	<0.22	<5	1,000	1.3	–	–	9.9	380	2,300	<1
MW-10D	12/10/20	N	11	<10	120	<0.2	<5	1,000	1.2	–	–	13	390	2,400	<1
MW-10D	08/19/20	N	11	<10 J	120	<0.2	<5	980	1.1	–	–	13 J	370	2,500	<1
MW-10D	05/28/20	N	10	<10 J	120	<0.2	<5	1,000	<1	–	–	13 J	380	2,400	<1
MW-10D	02/24/20	N	9.1	<10 J	120	0.05 J	<5	980	1.1	–	–	11	370	2,500	<1
MW-11	04/27/26	N	–	–	–	–	–	--	–	–	–	–	–	–	--
MW-11	12/18/25	N	–	–	–	–	–	--	–	–	–	–	–	–	--
MW-11	05/22/25	N	–	–	–	–	–	--	–	–	–	–	–	–	--
MW-11	11/25/24	N	–	–	–	–	–	--	–	–	–	–	–	–	--
MW-11	05/22/24	N	–	–	–	–	–	--	–	–	–	–	–	–	--
MW-11	11/30/23	N	–	–	–	–	–	--	–	–	–	–	–	–	--
MW-11	06/01/23	N	–	–	–	–	–	--	–	–	–	–	–	–	--
MW-11	03/13/23	N	–	–	–	–	–	--	–	–	–	–	–	–	--
MW-11	02/20/23	N	–	–	–	–	–	--	–	–	–	–	–	–	--
MW-11	11/30/22	N	–	–	–	–	–	--	–	–	–	–	–	–	--
MW-11	06/08/22	N	–	–	–	–	–	--	–	–	–	–	–	–	--
MW-11	12/09/21	N	–	–	–	–	–	--	–	–	–	–	–	–	--
MW-11	05/19/21	N	–	–	–	–	–	--	–	–	–	5	–	–	–
MW-11	12/10/20	N	–	–	87	–	<2.5	590	–	–	–	4.4	170	1,300	–
MW-11	04/23/20	N	–	–	–	–	–	--	–	–	–	5.2	–	–	--
MW-11	05/22/24	FD	–	–	–	–	–	--	–	–	–	–	–	–	--
MW-11	06/01/23	FD	–	–	–	–	–	--	–	–	–	–	–	–	--
MW-11	02/20/23	FD	–	–	–	–	–	--	–	–	–	–	–	–	--
MW-11D	06/17/26	N	–	–	–	–	–	--	–	–	–	–	–	–	--
MW-11D	12/18/25	N	–	–	–	–	–	--	–	–	–	–	–	–	--
MW-11D	05/22/25	N	–	–	–	–	–	--	–	–	–	–	–	–	--
MW-11D	11/25/24	N	–	–	–	–	–	--	–	–	–	–	–	–	--
MW-11D	05/22/24	N	–	–	–	–	–	--	–	–	–	–	–	–	--
MW-11D	11/30/23	N	–	–	–	–	–	--	–	–	–	–	–	–	--
MW-11D	06/01/23	N	–	–	–	–	–	--	–	–	–	–	–	–	--
MW-11D	11/30/22	N	–	–	–	–	–	--	–	–	–	–	–	–	--
MW-11D	06/08/22	N	–	–	–	–	–	--	–	–	–	–	–	–	--
MW-11D	12/09/21	N	–	–	–	–	–	--	–	–	–	–	–	–	--
MW-11D	08/24/21	N	5.9	<10	79	<0.2	<10	1,600	<2	–	–	5.3 J	360	4,100	<1
MW-11D	05/19/21	N	5.8	<10	82	<0.2	<10	1,800	<2	–	–	7.4	550	4,000	<1

Appendix B
January 2020 to June 2026 Analytical Results
Second Quarter 2026 Quarterly Progress Report
Pacific Gas and Electric Company, Topock Compressor Station, Needles, California

Monitoring Well ID	Sample Date	Sample Type	Dissolved Vanadium (µg/L)	Dissolved Zinc (µg/L)	Alkalinity (mg/L)	Ammonia (as Nitrogen) (mg/L)	Bromide (mg/L)	Chloride (mg/L)	Fluoride (mg/L)	Nitrate (as Nitrogen) (mg/L)	Nitrite (as Nitrogen) (mg/L)	Nitrate/ Nitrite as N (mg/L)	Sulfate (mg/L)	Total Dissolved Solids (mg/L)	Total Organic Carbon (mg/L)
MW-11D	02/24/21	N	6.3	<10 J	83	<0.22	<10	1,600	2.1	–	–	5.7	500	3,700	<1
MW-11D	12/10/20	N	5.8	<10	85	<0.2	<10	1,700	<2	–	–	7.8	490	3,500	<1
MW-11D	08/26/20	N	4.9	<10 J	86	<0.2	<10	1,600	<2	–	–	7.8 J	500	4,400	<1 J
MW-11D	05/28/20	N	3.8	<10 J	86	<0.2	<10	1,600	<2	–	–	8.1 J	520	4,400	<1
MW-11D	02/24/20	N	4.1	<10 J	86	0.05 J	<10	1,500	<2	–	–	6.4	480	3,800	<1
MW-11D	01/29/20	N	3.8	R	84	<0.1	<5	1,500	1.2	–	–	6.6	460	3,500	<1
MW-12	05/21/26	N	–	–	–	–	–	--	–	1.8	–	–	–	–	--
MW-12	12/16/25	N	–	–	–	–	–	--	–	1.8	–	–	–	–	--
MW-12	05/29/25	N	–	–	–	–	–	--	–	1.3	–	–	–	–	--
MW-12	12/02/24	N	–	–	–	–	–	--	–	2.1	–	–	–	–	--
MW-12	05/21/24	N	–	–	–	–	–	--	–	1.8	–	–	–	–	--
MW-12	11/30/23	N	–	–	–	–	–	--	–	7.3	–	–	–	–	--
MW-12	05/31/23	N	–	–	–	–	–	--	–	7.2	–	–	–	–	--
MW-12	11/30/22	N	–	–	–	–	–	--	–	13	–	–	–	–	–
MW-12	06/08/22	N	–	–	–	–	–	--	–	14	–	–	–	–	–
MW-12	12/13/21	N	–	–	–	–	–	--	–	–	–	17	–	–	–
MW-12	05/26/21	N	–	–	–	–	–	--	–	–	–	16	–	–	–
MW-12	02/17/21	N	–	–	–	–	–	--	–	–	–	15	–	–	–
MW-12	12/14/20	N	20	<10	110	–	1.2	1,800	–	–	–	15	470	3,800	–
MW-12	04/28/20	N	–	–	–	–	–	--	–	–	–	15	–	–	–
MW-12	05/21/26	FD	–	–	–	–	–	--	–	1.9	–	–	–	–	--
MW-12	12/16/25	FD	–	–	–	–	–	--	–	1.7	–	–	–	–	--
MW-12	05/29/25	FD	–	–	–	–	–	--	–	1.3	–	–	–	–	--
MW-12	12/02/24	FD	–	–	–	–	–	--	–	2	–	–	–	–	--
MW-12	11/30/23	FD	–	–	–	–	–	--	–	7.3	–	–	–	–	--
MW-12	06/08/22	FD	–	–	–	–	–	--	–	15	–	–	–	–	–
MW-12	12/14/20	FD	20	<10	110	–	1.1	1,700	–	–	–	14	460	3,900	–
MW-13	05/28/26	N	–	–	–	–	–	--	–	–	–	–	–	–	--
MW-13	11/25/25	N	–	–	–	–	–	--	–	5.1	–	–	–	–	--
MW-13	05/27/25	N	–	–	–	–	–	--	–	–	–	–	–	–	--
MW-13	12/12/24	N	–	–	–	–	–	--	–	5.9	–	–	–	–	--
MW-13	05/21/24	N	–	–	–	–	–	--	–	–	–	–	–	–	--
MW-13	12/01/23	N	–	–	–	–	–	--	–	5.2	–	–	–	–	--
MW-13	06/01/23	N	–	–	–	–	–	--	–	–	–	–	–	–	--
MW-13	11/30/22	N	–	–	–	–	–	--	–	5.2	–	–	–	–	--
MW-13	06/16/22	N	–	–	–	–	–	--	–	–	–	–	–	–	--
MW-13	12/07/21	N	–	–	–	–	–	--	–	–	–	5.4	–	–	--
MW-13	12/14/20	N	–	–	71	–	<1	680	–	–	–	–	150	1,600	–
MW-13	12/07/21	FD	–	–	–	–	–	--	–	–	–	5.5	–	–	--
MW-14	05/27/26	N	–	–	–	–	–	--	–	–	–	–	–	–	--
MW-14	11/25/25	N	–	–	–	–	–	--	–	3.2	–	–	–	–	--
MW-14	05/27/25	N	–	–	–	–	–	--	–	–	–	–	–	–	--
MW-14	11/21/24	N	–	–	–	–	–	--	–	2.9	–	–	–	–	--
MW-14	05/21/24	N	–	–	–	–	–	--	–	–	–	–	–	–	--
MW-14	12/01/23	N	–	–	–	–	–	--	–	2.8	–	–	–	–	--
MW-14	05/31/23	N	–	–	–	–	–	--	–	–	–	–	–	–	--
MW-14	12/02/22	N	–	–	–	–	–	--	–	2.7	–	2.8 J	–	–	–
MW-14	06/16/22	N	–	–	–	–	–	--	–	–	–	–	–	–	--
MW-14	12/07/21	N	–	–	–	–	–	--	–	–	–	3.7	–	–	--
MW-14	05/28/21	N	–	–	–	–	–	--	–	–	–	3.7	–	–	--
MW-14	12/10/20	N	2.5	<10	60	–	<2.5	940	–	–	–	2.8	150	1,900	–

Appendix B
January 2020 to June 2026 Analytical Results
Second Quarter 2026 Quarterly Progress Report
Pacific Gas and Electric Company, Topock Compressor Station, Needles, California

Monitoring Well ID	Sample Date	Sample Type	Dissolved Vanadium (µg/L)	Dissolved Zinc (µg/L)	Alkalinity (mg/L)	Ammonia (as Nitrogen) (mg/L)	Bromide (mg/L)	Chloride (mg/L)	Fluoride (mg/L)	Nitrate (as Nitrogen) (mg/L)	Nitrite (as Nitrogen) (mg/L)	Nitrate/ Nitrite as N (mg/L)	Sulfate (mg/L)	Total Dissolved Solids (mg/L)	Total Organic Carbon (mg/L)
MW-14	06/24/20	N	–	–	–	–	–	--	–	–	–	3.2	–	–	–
MW-14	12/01/23	FD	–	–	–	–	–	--	–	2.8	–	–	–	–	–
MW-14	06/24/20	FD	–	–	–	–	–	--	–	–	–	2.8	–	–	–
MW-15	05/27/26	N	–	<10	62	–	<2.5	560	0.51	7.5	–	–	210	1,700	–
MW-15	02/24/26	N	–	<10	66	–	<2.5	540	0.61	7.8	–	–	220	1,500	–
MW-15	12/09/25	N	–	<10	67	–	<2.5	450	<0.5	6.2	–	–	160	1,200	–
MW-15	08/27/25	N	–	<10	67	–	<2.5	500	<2	6.6	–	–	160	1,300	–
MW-15	05/13/25	N	–	<10	67	–	<2.5	590	0.59	7.6	–	–	220	1,400	–
MW-15	02/26/25	N	–	<10	68	–	<2.5	530	<0.5	7.3	–	–	210	1,200	–
MW-15	11/20/24	N	–	1.4 J	83	–	<2.5	470	0.78	5.2	–	–	160	1,100	–
MW-15	09/11/24	N	–	12	69	–	<2.5	570	0.5	7.1	–	–	220	1,400	–
MW-15	05/22/24	N	–	<10	72	–	<2.5	590	<2	6.8	–	–	220	1,600	–
MW-15	02/21/24	N	–	<10	72	–	<2.5	520	<0.5	6.5	–	–	180	1,400	–
MW-15	11/28/23	N	–	–	–	–	–	--	–	–	–	–	–	–	--
MW-15	05/25/23	N	–	–	–	–	–	--	–	–	–	–	–	–	--
MW-15	02/22/23	N	–	<10	67	–	<1	540	0.57	5.3	–	–	150	1,200	–
MW-15	11/29/22	N	–	–	–	–	–	--	–	–	–	–	–	–	--
MW-15	06/14/22	N	–	–	–	–	–	--	–	–	–	–	–	–	--
MW-15	12/02/21	N	–	–	–	–	–	--	–	–	–	–	–	–	--
MW-15	12/10/20	N	–	–	67	–	<1	590	–	–	–	–	170	1,400	–
MW-19	05/26/26	N	–	–	–	–	–	--	–	–	–	–	–	–	--
MW-19	12/15/25	N	–	–	–	–	–	--	–	–	–	–	–	–	--
MW-19	05/21/25	N	–	–	–	–	–	--	–	–	–	–	–	–	--
MW-19	12/03/24	N	–	–	–	–	–	--	–	–	–	–	–	–	--
MW-19	05/14/24	N	–	–	–	–	–	--	–	–	–	–	–	–	--
MW-19	11/28/23	N	–	–	–	–	–	--	–	–	–	–	–	–	--
MW-19	05/31/23	N	–	–	–	–	–	--	–	–	–	–	–	–	--
MW-19	12/02/22	N	–	–	–	–	–	--	–	–	–	–	–	–	--
MW-19	06/17/22	N	–	–	–	–	–	--	–	–	–	–	–	–	--
MW-19	12/13/21	N	–	–	–	–	–	--	–	–	–	–	–	–	--
MW-19	05/28/21	N	–	–	–	–	–	--	–	–	–	–	–	–	--
MW-19	12/07/20	N	–	–	100	–	<1	510	–	–	–	–	160	1,200	–
MW-19	04/27/20	N	–	–	–	–	–	--	–	–	–	–	–	–	--
MW-20-070	06/11/26	N	–	–	–	–	–	--	–	9.1	–	–	330	–	<1
MW-20-070	05/13/26	N	–	–	–	–	–	--	–	7.7	–	–	310	–	<1
MW-20-070	04/14/26	N	–	–	–	–	–	--	–	5.7	–	–	290	–	<1
MW-20-070	03/11/26	N	–	–	–	–	–	--	–	5.3	–	–	280	–	<1
MW-20-070	02/10/26	N	–	–	–	–	–	--	–	7.1	–	–	250	–	<1
MW-20-070	01/13/26	N	–	–	–	–	–	--	–	7.9	–	–	240	–	<1
MW-20-070	12/10/25	N	–	–	–	–	–	--	–	6.8	–	–	230	–	<1
MW-20-070	11/11/25	N	–	–	–	–	–	--	–	6.9	–	–	230	–	<1
MW-20-070	10/21/25	N	–	–	–	–	–	--	–	7.3	–	–	230	–	<1
MW-20-070	09/09/25	N	–	–	–	–	–	--	–	7.7	–	–	230	–	<1
MW-20-070	08/13/25	N	–	–	–	–	–	--	–	7.8	–	–	220	–	<1
MW-20-070	07/17/25	N	–	–	–	–	–	--	–	8.6	–	–	220	–	<1
MW-20-070	06/11/25	N	–	–	–	–	–	--	–	7.1	–	–	230	–	<1
MW-20-070	05/07/25	N	–	–	–	–	–	--	–	5.5	–	–	220	–	<1
MW-20-070	04/08/25	N	–	–	–	–	–	--	–	6.9	–	–	240	–	<1
MW-20-070	03/11/25	N	–	–	–	–	–	--	–	7.2	–	–	230	–	<1
MW-20-070	02/13/25	N	–	–	–	–	–	--	–	8.8	–	–	230	–	1.1
MW-20-070	01/16/25	N	–	–	–	–	–	--	–	10	–	–	280	–	2.9

Appendix B
January 2020 to June 2026 Analytical Results
Second Quarter 2026 Quarterly Progress Report
Pacific Gas and Electric Company, Topock Compressor Station, Needles, California

Monitoring Well ID	Sample Date	Sample Type	Dissolved Vanadium (µg/L)	Dissolved Zinc (µg/L)	Alkalinity (mg/L)	Ammonia (as Nitrogen) (mg/L)	Bromide (mg/L)	Chloride (mg/L)	Fluoride (mg/L)	Nitrate (as Nitrogen) (mg/L)	Nitrite (as Nitrogen) (mg/L)	Nitrate/ Nitrite as N (mg/L)	Sulfate (mg/L)	Total Dissolved Solids (mg/L)	Total Organic Carbon (mg/L)
MW-20-070	12/11/24	N	–	–	–	–	–	--	–	10	–	–	270	–	0.695 J
MW-20-070	11/11/24	N	–	–	–	–	–	--	–	9.6	–	–	280	–	<1
MW-20-070	10/08/24	N	–	–	–	–	–	--	–	8.8	–	–	270	–	2.6
MW-20-070	09/12/24	N	–	–	–	–	–	--	–	9.9	–	–	290	–	2.1
MW-20-070	08/08/24	N	–	–	–	–	–	--	–	11	–	–	300	–	2.5
MW-20-070	07/18/24	N	–	–	–	–	–	--	–	10	–	–	290	–	2.5
MW-20-070	06/13/24	N	–	–	–	–	–	--	–	8	–	–	260	–	0.477 J
MW-20-070	05/09/24	N	–	–	–	–	–	--	–	7.5	–	–	260	–	2.6
MW-20-070	04/11/24	N	–	–	–	–	–	--	–	7.4	–	–	250	–	3.3
MW-20-070	03/14/24	N	–	–	–	–	–	--	–	9.6	–	–	270	–	1
MW-20-070	02/09/24	N	–	–	–	–	–	--	–	12	–	–	350	–	1.3
MW-20-070	01/11/24	N	–	–	–	–	–	--	–	15	–	–	450	–	2.8
MW-20-070	12/13/23	N	–	–	–	–	–	--	–	22	–	–	650	–	2
MW-20-070	11/10/23	N	–	–	–	–	–	--	–	18	–	–	440	–	<1
MW-20-070	10/11/23	N	–	–	–	–	–	--	–	19	–	–	450	–	0.84
MW-20-070	09/14/23	N	–	–	–	–	–	--	–	26	–	–	610	–	0.77
MW-20-070	08/11/23	N	–	–	–	–	–	--	–	28	–	–	570	–	0.75
MW-20-070	07/20/23	N	–	–	–	–	–	--	–	24	–	–	440	–	1.2
MW-20-070	06/15/23	N	–	–	–	–	–	--	–	16	–	–	340	–	<1
MW-20-070	05/12/23	N	–	–	–	–	–	--	–	14	–	–	290	–	1.2 J
MW-20-070	04/05/23	N	–	–	–	–	–	--	–	17	–	–	320	–	1.2
MW-20-070	03/08/23	N	–	–	–	–	–	--	–	20	–	–	500	–	1.1
MW-20-070	02/10/23	N	–	–	–	<0.2	–	--	–	29	<5	–	620	–	<1
MW-20-070	01/12/23	N	–	–	–	–	–	--	–	33	–	–	680	–	1.4
MW-20-070	12/08/22	N	–	–	–	–	–	--	–	30	–	–	600	–	1.5
MW-20-070	11/09/22	N	–	–	–	<0.44 J	–	--	–	30	<10	–	580	–	<1
MW-20-070	10/12/22	N	–	–	–	–	–	--	–	31	–	–	550	–	<1
MW-20-070	09/14/22	N	–	–	–	–	–	--	–	25	–	–	420	–	<1
MW-20-070	08/09/22	N	–	–	–	<0.2	–	--	–	40	<5	–	690	–	<1
MW-20-070	07/13/22	N	–	–	–	–	–	--	–	28	–	–	530	–	<1
MW-20-070	06/13/22	N	–	–	–	<0.2	–	--	–	24	<5	–	410	–	<1
MW-20-070	05/20/22	N	–	–	–	–	–	--	–	16	–	–	280	–	<1
MW-20-070	04/14/22	N	–	–	–	–	–	--	–	14 J	–	–	250	–	<5
MW-20-070	03/10/22	N	–	–	–	<0.2	–	--	–	17	–	–	300	–	<5
MW-20-070	02/03/22	N	–	–	–	–	–	--	–	21	–	–	330	–	<1
MW-20-070	12/15/21	N	–	–	–	<0.2	–	--	–	–	<5	39	490	–	<1
MW-20-070	05/28/21	N	–	–	–	–	–	--	–	–	–	25	–	–	–
MW-20-070	12/04/20	N	–	–	88	–	<1	470	–	–	–	17	320	1,400	–
MW-20-070	04/24/20	N	–	–	–	–	–	--	–	–	–	13	–	–	–
MW-20-070	11/09/22	FD	–	–	–	<0.44 J	–	--	–	32	<5	–	560	–	<1
MW-20-070	08/09/22	FD	–	–	–	<0.23	–	--	–	39	<5	–	690	–	<1
MW-20-070	05/20/22	FD	–	–	–	–	–	--	–	16	–	–	270	–	<1
MW-20-070	03/10/22	FD	–	–	–	<0.2	–	--	–	17	–	–	300	–	<1
MW-20-100	06/11/26	N	–	–	–	–	–	--	–	1.8	–	–	340	–	2.4
MW-20-100	05/13/26	N	–	–	–	–	–	--	–	1.4	–	–	330	–	2.3
MW-20-100	04/14/26	N	–	–	–	–	–	--	–	2.3	–	–	270	–	2.9
MW-20-100	03/11/26	N	–	–	–	–	–	--	–	4	–	–	390	–	3.2
MW-20-100	02/10/26	N	–	–	–	–	–	--	–	4	–	–	380	–	1.6
MW-20-100	01/13/26	N	–	–	–	–	–	--	–	4.4	–	–	400	–	1.2
MW-20-100	12/10/25	N	–	–	–	–	–	--	–	4.6	–	–	380	–	1.4
MW-20-100	11/11/25	N	–	–	–	–	–	--	–	4.6	–	–	400	–	1.5

Appendix B
January 2020 to June 2026 Analytical Results
Second Quarter 2026 Quarterly Progress Report
Pacific Gas and Electric Company, Topock Compressor Station, Needles, California

Monitoring Well ID	Sample Date	Sample Type	Dissolved Vanadium (µg/L)	Dissolved Zinc (µg/L)	Alkalinity (mg/L)	Ammonia (as Nitrogen) (mg/L)	Bromide (mg/L)	Chloride (mg/L)	Fluoride (mg/L)	Nitrate (as Nitrogen) (mg/L)	Nitrite (as Nitrogen) (mg/L)	Nitrate/ Nitrite as N (mg/L)	Sulfate (mg/L)	Total Dissolved Solids (mg/L)	Total Organic Carbon (mg/L)
MW-20-100	10/21/25	N	–	–	–	–	–	--	–	4.9	–	–	410	–	1.4
MW-20-100	09/09/25	N	–	–	–	–	–	--	–	5.8	–	–	430	–	1
MW-20-100	08/13/25	N	–	–	–	–	–	--	–	6.7	–	–	430	–	1.1
MW-20-100	07/17/25	N	–	–	–	–	–	--	–	6.9	–	–	420	–	<1
MW-20-100	06/11/25	N	–	–	–	–	–	--	–	9.2	–	–	440	–	<1
MW-20-100	05/07/25	N	–	–	–	–	–	--	–	9.3	–	–	520	–	1.5
MW-20-100	04/08/25	N	–	–	–	–	–	--	–	9.4	–	–	500	–	1.9
MW-20-100	03/11/25	N	–	–	–	–	–	--	–	6.5	–	–	390	–	<1
MW-20-100	02/13/25	N	–	–	–	–	–	--	–	4.9	–	–	380	–	<1
MW-20-100	01/16/25	N	–	–	–	–	–	--	–	5.5	–	–	400	–	3.7
MW-20-100	12/11/24	N	–	–	–	–	–	--	–	5.8	–	–	390	–	0.697 J
MW-20-100	11/11/24	N	–	–	–	–	–	--	–	6.5	–	–	430	–	1.8
MW-20-100	10/08/24	N	–	–	–	–	–	--	–	6.2	–	–	390	–	1.5
MW-20-100	09/12/24	N	–	–	–	–	–	--	–	6	–	–	410	–	3.8
MW-20-100	08/08/24	N	–	–	–	–	–	--	–	7.1	–	–	390	–	2.9
MW-20-100	07/18/24	N	–	–	–	–	–	--	–	8.5	–	–	520	–	1.4
MW-20-100	06/13/24	N	–	–	–	–	–	--	–	8	–	–	470	–	1.08
MW-20-100	05/09/24	N	–	–	–	–	–	--	–	8	–	–	570	–	2.3
MW-20-100	04/11/24	N	–	–	–	–	–	--	–	7.9	–	–	480	–	4.8
MW-20-100	03/14/24	N	–	–	–	–	–	--	–	6.9	–	–	420	–	2.7
MW-20-100	02/09/24	N	–	–	–	–	–	--	–	5	–	–	360	–	1.4
MW-20-100	01/11/24	N	–	–	–	–	–	--	–	5	–	–	370	–	1.7
MW-20-100	12/13/23	N	–	–	–	–	–	--	–	6.2	–	–	400	–	3.8
MW-20-100	11/10/23	N	–	–	–	–	–	--	–	6.4	–	–	560	–	1.3
MW-20-100	10/11/23	N	–	–	–	–	–	--	–	8.5	–	–	560	–	1.6
MW-20-100	09/14/23	N	–	–	–	–	–	--	–	7.2	–	–	590	–	1.8
MW-20-100	08/11/23	N	–	–	–	–	–	--	–	7.3	–	–	610	–	2
MW-20-100	07/20/23	N	–	–	–	–	–	--	–	5.8	–	–	620	–	3.5
MW-20-100	06/15/23	N	–	–	–	–	–	--	–	2.1	–	–	570	–	8.5
MW-20-100	05/12/23	N	–	–	–	–	–	--	–	5.2	–	–	760	–	4.4 J
MW-20-100	04/05/23	N	–	–	–	–	–	--	–	8.5	–	–	540	–	1.9
MW-20-100	03/08/23	N	–	–	–	–	–	--	–	5.6	–	–	360	–	1.1
MW-20-100	02/10/23	N	–	–	–	<0.2	–	--	–	5.2	<5	–	290	–	<5
MW-20-100	01/12/23	N	–	–	–	–	–	--	–	7.6	–	–	410	–	1.8
MW-20-100	12/08/22	N	–	–	–	–	–	--	–	8.4	–	–	510	–	2.2
MW-20-100	11/09/22	N	–	–	–	<0.44 J	–	--	–	8.5	<5	–	600	–	<10
MW-20-100	10/12/22	N	–	–	–	–	–	--	–	8.2	–	–	660	–	<1
MW-20-100	09/14/22	N	–	–	–	–	–	--	–	9.1	–	–	810	–	<1
MW-20-100	08/09/22	N	–	–	–	<0.2	–	--	–	8.2	<5	–	650	–	<1
MW-20-100	07/13/22	N	–	–	–	–	–	--	–	5.3	–	–	880	–	<1
MW-20-100	06/13/22	N	–	–	–	<0.2	–	--	–	5.1	<5	–	700	–	<1
MW-20-100	05/20/22	N	–	–	–	–	–	--	–	4.3	–	–	650	–	<1
MW-20-100	04/14/22	N	–	–	–	–	–	--	–	6.3 J	–	–	740	–	<1
MW-20-100	03/10/22	N	–	–	–	0.29	–	--	–	9.3	–	–	400	–	<1
MW-20-100	02/03/22	N	–	–	–	–	–	--	–	6	–	–	270	–	<1
MW-20-100	12/15/21	N	–	–	–	<0.2	–	--	–	–	<2.5	7.9	200	–	<1
MW-20-100	05/28/21	N	–	–	–	–	–	--	–	–	–	6.6	–	–	–
MW-20-100	12/04/20	N	–	–	140	–	<1	460	–	–	–	6.7	210	1,200	–
MW-20-100	04/24/20	N	–	–	–	–	–	--	–	–	–	7.5	–	–	–
MW-20-100	01/16/25	FD	–	–	–	–	–	--	–	5.4	–	–	390	–	3.1
MW-20-100	09/12/24	FD	–	–	–	–	–	--	–	6.2	–	–	410	–	3.6

Appendix B
January 2020 to June 2026 Analytical Results
Second Quarter 2026 Quarterly Progress Report
Pacific Gas and Electric Company, Topock Compressor Station, Needles, California

Monitoring Well ID	Sample Date	Sample Type	Dissolved Vanadium (µg/L)	Dissolved Zinc (µg/L)	Alkalinity (mg/L)	Ammonia (as Nitrogen) (mg/L)	Bromide (mg/L)	Chloride (mg/L)	Fluoride (mg/L)	Nitrate (as Nitrogen) (mg/L)	Nitrite (as Nitrogen) (mg/L)	Nitrate/ Nitrite as N (mg/L)	Sulfate (mg/L)	Total Dissolved Solids (mg/L)	Total Organic Carbon (mg/L)
MW-20-100	04/11/24	FD	–	–	–	–	–	--	–	7.7	–	–	480	–	4.1
MW-20-100	03/14/24	FD	–	–	–	–	–	--	–	6.9	–	–	410	–	1.9
MW-20-100	02/09/24	FD	–	–	–	–	–	--	–	4.9	–	–	370	–	1.4
MW-20-100	08/11/23	FD	–	–	–	–	–	--	–	7.4	–	–	620	–	2
MW-20-100	02/10/23	FD	–	–	–	<0.2	–	--	–	4.9	<5	–	300	–	<1
MW-20-100	07/13/22	FD	–	–	–	–	–	--	–	5.3	–	–	890	–	<1
MW-20-100	04/14/22	FD	–	–	–	–	–	--	–	6.5 J	–	–	740	–	<1
MW-20-130	06/11/26	N	–	–	–	–	–	--	–	6.7	–	–	1,000	–	3.7
MW-20-130	05/13/26	N	–	–	–	–	–	--	–	6.7	–	–	900	–	3.1
MW-20-130	04/14/26	N	–	–	–	–	–	--	–	3.5	–	–	510	–	<1
MW-20-130	03/11/26	N	–	–	–	–	–	--	–	5.5	–	–	760	–	1.9
MW-20-130	02/10/26	N	–	–	–	–	–	--	–	3.9	–	–	610	–	<1
MW-20-130	01/13/26	N	–	–	–	–	–	--	–	4.3	–	–	640	–	1.2
MW-20-130	12/10/25	N	–	–	–	–	–	--	–	2.5	–	–	490	–	<1
MW-20-130	11/11/25	N	–	–	–	–	–	--	–	2.6	–	–	500	–	<1
MW-20-130	10/21/25	N	–	–	–	–	–	--	–	2.9	–	–	520	–	<1
MW-20-130	09/09/25	N	–	–	–	–	–	--	–	4.6	–	–	660	–	1
MW-20-130	08/13/25	N	–	–	–	–	–	--	–	2.4	–	–	480	–	<1
MW-20-130	07/17/25	N	–	–	–	–	–	--	–	2.6	–	–	500	–	<1
MW-20-130	06/11/25	N	–	–	–	–	–	--	–	2.5	–	–	500	–	<1
MW-20-130	05/07/25	N	–	–	–	–	–	--	–	4.1	–	–	610	–	<1
MW-20-130	04/08/25	N	–	–	–	–	–	--	–	3.3	–	–	570	–	1.1
MW-20-130	03/11/25	N	–	–	–	–	–	--	–	1.9	–	–	510	–	<1
MW-20-130	02/13/25	N	–	–	–	–	–	--	–	1.6	–	–	490	–	1.2
MW-20-130	01/16/25	N	–	–	–	–	–	--	–	2.4	–	–	590	–	4.6
MW-20-130	12/11/24	N	–	–	–	–	–	--	–	2.5	–	–	530	–	0.386 J
MW-20-130	11/11/24	N	–	–	–	–	–	--	–	2.7	–	–	610	–	1.5
MW-20-130	10/08/24	N	–	–	–	–	–	--	–	3.1	–	–	590	–	2.2
MW-20-130	09/12/24	N	–	–	–	–	–	--	–	6.2	–	–	900	–	6.3
MW-20-130	08/08/24	N	–	–	–	–	–	--	–	5.3	–	–	1,000	–	10
MW-20-130	07/18/24	N	–	–	–	–	–	--	–	7.6	–	–	830	–	1.6
MW-20-130	06/13/24	N	–	–	–	–	–	--	–	5.9	–	–	1,300	–	1.77
MW-20-130	05/09/24	N	–	–	–	–	–	--	–	4.8	–	–	1,200	–	4.3
MW-20-130	04/11/24	N	–	–	–	–	–	--	–	4	–	–	790	–	4.6
MW-20-130	03/14/24	N	–	–	–	–	–	--	–	4.2	–	–	720	–	2.1
MW-20-130	02/09/24	N	–	–	–	–	–	--	–	5	–	–	700	–	1.7
MW-20-130	01/11/24	N	–	–	–	–	–	--	–	5.3	–	–	740	–	1.4
MW-20-130	12/13/23	N	–	–	–	–	–	--	–	6.8	–	–	860	–	2.4
MW-20-130	11/10/23	N	–	–	–	–	–	--	–	9.5	–	–	960	–	1.3
MW-20-130	10/11/23	N	–	–	–	–	–	--	–	6.6	–	–	1,100	–	3.6
MW-20-130	09/14/23	N	–	–	–	–	–	--	–	7.3	–	–	1,100	–	3.1
MW-20-130	08/11/23	N	–	–	–	–	–	--	–	6.7	–	–	1,100	–	3.1
MW-20-130	07/20/23	N	–	–	–	–	–	--	–	2.7	–	–	1,500	–	7.6
MW-20-130	06/15/23	N	–	–	–	–	–	--	–	6.8	–	–	1,000	–	6.4
MW-20-130	05/12/23	N	–	–	–	–	–	--	–	6.3	–	–	970	–	3.1 J
MW-20-130	04/05/23	N	–	–	–	–	–	--	–	5.3	–	–	1,400	–	4.4
MW-20-130	03/08/23	N	–	–	–	–	–	--	–	9.3	–	–	840	–	1.4
MW-20-130	02/10/23	N	–	–	–	<0.2	–	--	–	9.1	<5	–	830	–	<1
MW-20-130	01/12/23	N	–	–	–	–	–	--	–	6.7	–	–	1,300	–	4
MW-20-130	12/08/22	N	–	–	–	–	–	--	–	10	–	–	910	–	2.5
MW-20-130	11/09/22	N	–	–	–	<0.44 J	–	--	–	14	<5	–	1,000	–	<1

Appendix B
January 2020 to June 2026 Analytical Results
Second Quarter 2026 Quarterly Progress Report
Pacific Gas and Electric Company, Topock Compressor Station, Needles, California

Monitoring Well ID	Sample Date	Sample Type	Dissolved Vanadium (µg/L)	Dissolved Zinc (µg/L)	Alkalinity (mg/L)	Ammonia (as Nitrogen) (mg/L)	Bromide (mg/L)	Chloride (mg/L)	Fluoride (mg/L)	Nitrate (as Nitrogen) (mg/L)	Nitrite (as Nitrogen) (mg/L)	Nitrate/ Nitrite as N (mg/L)	Sulfate (mg/L)	Total Dissolved Solids (mg/L)	Total Organic Carbon (mg/L)
MW-20-130	10/12/22	N	–	–	–	–	–	--	–	7.6	–	–	1,200	–	<1
MW-20-130	09/14/22	N	–	–	–	–	–	--	–	4.1	–	–	1,500	–	<1
MW-20-130	08/09/22	N	–	–	–	<0.23	–	--	–	5.3	<5	–	1,100	–	<1
MW-20-130	07/13/22	N	–	–	–	–	–	--	–	5.4	–	–	1,100	–	<1
MW-20-130	06/13/22	N	–	–	–	<0.2	–	--	–	4.3	<5	–	1,400	–	<1
MW-20-130	05/20/22	N	–	–	–	–	–	--	–	4	–	–	1,400	–	<1
MW-20-130	04/14/22	N	–	–	–	–	–	--	–	7 J	–	–	1,100	–	<1
MW-20-130	03/10/22	N	–	–	–	<0.2	–	--	–	9	–	–	950	–	<1
MW-20-130	02/03/22	N	–	–	–	–	–	--	–	9.3	–	–	870	–	<1
MW-20-130	12/15/21	N	–	–	–	<0.2	–	--	–	–	<5	13	960	–	<1
MW-20-130	05/28/21	N	–	–	–	–	–	--	–	–	–	12	–	–	–
MW-20-130	12/04/20	N	–	–	57 J	–	<2.5	2,200	–	–	–	11	1,000	5,200	–
MW-20-130	04/24/20	N	–	–	–	–	–	--	–	–	–	11	–	–	–
MW-20-130	02/10/26	FD	–	–	–	–	–	--	–	4	–	–	620	–	<1
MW-20-130	08/13/25	FD	–	–	–	–	–	--	–	2.5	–	–	470	–	<1
MW-20-130	06/11/25	FD	–	–	–	–	–	--	–	2.4	–	–	510	–	<1
MW-20-130	05/12/23	FD	–	–	–	–	–	--	–	7	–	–	960	–	2.9 J
MW-20-130	06/13/22	FD	–	–	–	<0.2	–	--	–	4.3	<5	–	1,400	–	<1
MW-20-130	12/04/20	FD	–	–	92 J	–	<2.5	2,500	–	–	–	11	940	5,800	–
MW-21	06/11/26	N	–	–	–	–	–	--	–	<0.5	–	–	890	–	3.8
MW-21	05/12/26	N	–	–	–	–	–	--	–	<0.5	–	–	970	–	3.1
MW-21	04/14/26	N	–	–	–	–	–	--	–	0.76	–	–	800	–	2.1
MW-21	03/11/26	N	–	–	–	–	–	--	–	0.73	–	–	680	–	1.6
MW-21	02/11/26	N	–	–	–	–	–	--	–	<0.5	–	–	620	–	1.4
MW-21	01/14/26	N	–	–	–	–	–	--	–	<0.5	–	–	630	–	1.5
MW-21	12/10/25	N	–	–	–	–	–	--	–	<0.5	–	–	640	–	1.5
MW-21	11/12/25	N	–	–	–	–	–	--	–	<0.5	–	–	580	–	1.3
MW-21	10/21/25	N	–	–	–	–	–	--	–	<0.5	–	–	560	–	1.3
MW-21	09/11/25	N	–	–	–	–	–	--	–	<0.5	–	–	580	–	1.4
MW-21	08/14/25	N	–	–	–	–	–	--	–	<0.5	–	–	590	–	1.4
MW-21	07/17/25	N	–	–	–	–	–	--	–	<0.5	–	–	630	–	1.6
MW-21	06/12/25	N	–	–	–	–	–	--	–	<0.5	–	–	660	–	1.8
MW-21	05/07/25	N	–	–	–	–	–	--	–	<0.5	–	–	710	–	2.3
MW-21	04/10/25	N	–	–	–	–	–	--	–	<0.5	–	–	730	–	11
MW-21	03/13/25	N	–	–	–	–	–	--	–	<0.5	–	–	620	–	3.5
MW-21	02/13/25	N	–	–	–	–	–	--	–	<0.5	–	–	650	–	3.3
MW-21	01/15/25	N	–	–	–	–	–	--	–	<0.5	–	–	630	–	7.6
MW-21	12/10/24	N	–	–	–	–	–	--	–	<0.5	–	–	650	–	1.55
MW-21	11/11/24	N	–	–	–	–	–	--	–	<0.5	–	–	750	–	8.3
MW-21	10/10/24	N	–	–	–	–	–	--	–	<0.5	–	–	710	–	6.8
MW-21	09/12/24	N	–	–	–	–	–	--	–	<0.5	–	–	730	–	7.9
MW-21	08/06/24	N	–	–	–	–	–	--	–	<0.5	–	–	760	–	8.3
MW-21	07/16/24	N	–	–	–	–	–	--	–	<0.5	–	–	750	–	1.6
MW-21	06/13/24	N	–	–	–	–	–	--	–	<0.5	–	–	920	–	2.14
MW-21	05/10/24	N	–	–	–	–	–	--	–	<0.5	–	–	1,000	–	6.2
MW-21	04/11/24	N	–	–	–	–	–	--	–	<0.5	–	–	990	–	11
MW-21	03/14/24	N	–	–	–	–	–	--	–	<0.5	–	–	950	–	16
MW-21	02/08/24	N	–	–	–	–	–	--	–	<0.5	–	–	890	–	7.7
MW-21	01/11/24	N	–	–	–	–	–	--	–	<0.5	–	–	920	–	6.2
MW-21	12/13/23	N	–	–	–	–	–	--	–	<0.5	–	–	940	–	6.2
MW-21	11/07/23	N	–	–	–	–	–	--	–	<0.5	–	–	940	–	15

Appendix B
January 2020 to June 2026 Analytical Results
Second Quarter 2026 Quarterly Progress Report
Pacific Gas and Electric Company, Topock Compressor Station, Needles, California

Monitoring Well ID	Sample Date	Sample Type	Dissolved Vanadium (µg/L)	Dissolved Zinc (µg/L)	Alkalinity (mg/L)	Ammonia (as Nitrogen) (mg/L)	Bromide (mg/L)	Chloride (mg/L)	Fluoride (mg/L)	Nitrate (as Nitrogen) (mg/L)	Nitrite (as Nitrogen) (mg/L)	Nitrate/ Nitrite as N (mg/L)	Sulfate (mg/L)	Total Dissolved Solids (mg/L)	Total Organic Carbon (mg/L)
MW-21	10/11/23	N	–	–	–	–	–	--	–	<0.5	–	–	900	–	6.5
MW-21	09/14/23	N	–	–	–	–	–	--	–	<0.5	–	–	1,000	–	5.7
MW-21	08/09/23	N	–	–	–	–	–	--	–	<0.5	–	–	1,000	–	2.8
MW-21	07/20/23	N	–	–	–	–	–	--	–	<0.5	–	–	1,100	–	6.6
MW-21	06/14/23	N	–	–	–	–	–	--	–	<0.5	–	–	1,000 J	–	8.9
MW-21	05/12/23	N	–	–	–	–	–	--	–	<0.5	–	–	1,100	–	3.4 J
MW-21	04/05/23	N	–	–	–	–	–	--	–	<0.5	–	–	990	–	4.9
MW-21	03/09/23	N	–	–	–	–	–	--	–	<0.5	–	–	740	–	6.4
MW-21	02/09/23	N	–	–	–	<0.2	–	--	–	<0.25	<2.5	–	1,300	–	3.4
MW-21	01/11/23	N	–	–	–	–	–	--	–	<0.5	–	–	850	–	14
MW-21	12/07/22	N	–	–	–	–	–	--	–	<0.5	–	–	1,400	–	<1
MW-21	11/15/22	N	–	–	–	0.48 J	–	--	–	<0.5	<5	–	1,300	–	<10
MW-21	09/15/22	N	–	–	–	–	–	--	–	<0.5	–	–	1,500	–	<1
MW-21	08/12/22	N	–	–	–	<0.23	–	--	–	<0.5	<5	–	1,600	–	<1
MW-21	07/13/22	N	–	–	–	–	–	--	–	<0.5	–	–	1,800	–	<1
MW-21	06/14/22	N	–	–	–	<0.2	–	--	–	<0.5	<5	–	1,900	–	<1
MW-21	05/18/22	N	–	–	–	–	–	--	–	<0.5	–	–	2,000	–	<1
MW-21	04/12/22	N	–	–	–	–	–	--	–	1	–	–	1,500	–	<1
MW-21	03/14/22	N	–	–	–	<0.2	–	--	–	3.9	–	–	1,400	–	<20
MW-21	02/02/22	N	–	–	–	–	–	--	–	4.8	–	–	1,100	–	<25
MW-21	12/15/21	N	–	–	–	<0.2	–	--	–	–	<5	0.27	1,600	–	<1
MW-21	06/07/21	N	–	–	–	–	–	--	–	–	–	0.81	–	–	–
MW-21	12/15/20	N	–	–	750	–	<2.5	3,400	–	–	–	0.21	1,600	9,700	–
MW-21	04/30/20	N	–	–	–	–	–	--	–	–	–	2.8	–	–	–
MW-21	06/13/24	FD	–	–	–	–	–	--	–	<0.5	–	–	920	–	2.15
MW-21	03/09/23	FD	–	–	–	–	–	--	–	<0.5	–	–	670	–	6.6
MW-21	11/15/22	FD	–	–	–	<0.43 J	–	--	–	<0.5	<5	–	1,300	–	<1
MW-21	03/14/22	FD	–	–	–	<0.2	–	--	–	3.7	–	–	1,400	–	<1
MW-22	06/16/26	N	–	–	–	–	–	--	–	<0.5	–	–	–	–	5.8
MW-22	02/17/26	N	–	–	–	–	–	--	–	<0.5	–	–	–	–	13
MW-22	12/10/25	N	–	–	–	–	–	--	–	<0.5	–	–	–	–	15
MW-22	08/21/25	N	–	–	–	–	–	--	–	<0.5	–	–	–	–	11
MW-22	05/22/25	N	–	–	–	–	–	--	–	<0.5	–	–	–	–	5.5
MW-22	02/18/25	N	–	–	–	–	–	--	–	<0.5	–	–	–	–	16
MW-22	10/30/24	N	–	–	–	–	–	--	–	<0.5	–	–	–	–	12
MW-22	08/22/24	N	–	–	–	–	–	--	–	<0.5	–	–	–	–	41
MW-22	04/09/24	N	–	–	–	–	–	--	–	<0.5	–	–	–	–	6.1 J
MW-22	02/19/24	N	–	–	–	–	–	--	–	<0.5	–	–	–	–	22
MW-22	11/14/23	N	–	–	–	–	–	--	–	<0.5	–	–	–	–	12
MW-22	08/16/23	N	–	–	–	–	–	--	–	<0.5	–	–	–	–	11 J
MW-22	05/23/23	N	–	–	–	–	–	--	–	<0.5	–	<0.1	–	–	1
MW-22	02/22/23	N	–	–	–	4.6	–	--	–	<0.5	–	<0.1	–	–	<1
MW-22	11/16/22	N	–	–	–	–	–	--	–	<0.5	–	0.07	–	–	1.3
MW-22	08/19/22	N	–	–	–	–	–	--	–	<0.5	–	<0.1	–	–	1.3
MW-22	05/05/22	N	–	–	–	–	–	--	–	<0.5	–	<0.1	–	–	1.8
MW-22	03/04/22	N	–	–	–	–	–	--	–	<0.5	–	–	–	–	1
MW-22	11/30/21	N	–	–	–	–	–	--	–	–	–	<0.1	–	–	1.3
MW-22	04/27/21	N	–	–	–	–	–	--	–	–	–	–	–	–	--
MW-22	12/08/20	N	1.1	12	690	–	<2.5	7,700	–	–	–	–	2,000	15,000	–
MW-22	06/16/20	N	–	–	–	–	–	--	–	–	–	–	–	–	--
MW-22	04/09/24	FD	–	–	–	–	–	--	–	<0.5	–	–	–	–	6.7 J

Appendix B
January 2020 to June 2026 Analytical Results
Second Quarter 2026 Quarterly Progress Report
Pacific Gas and Electric Company, Topock Compressor Station, Needles, California

Monitoring Well ID	Sample Date	Sample Type	Dissolved Vanadium (µg/L)	Dissolved Zinc (µg/L)	Alkalinity (mg/L)	Ammonia (as Nitrogen) (mg/L)	Bromide (mg/L)	Chloride (mg/L)	Fluoride (mg/L)	Nitrate (as Nitrogen) (mg/L)	Nitrite (as Nitrogen) (mg/L)	Nitrate/ Nitrite as N (mg/L)	Sulfate (mg/L)	Total Dissolved Solids (mg/L)	Total Organic Carbon (mg/L)
MW-22	11/14/23	FD	–	–	–	–	–	--	–	<0.5	–	–	–	–	9.5
MW-22	05/05/22	FD	–	–	–	–	–	--	–	<0.5	–	<0.1	–	–	1.8
MW-22	11/30/21	FD	–	–	–	–	–	--	–	–	–	<0.1	–	–	1.4
MW-22	12/08/20	FD	1.1	12	690	–	<2.5	8,000	–	–	–	–	2,000	15,000	–
MW-23-060	05/28/26	N	–	–	–	–	–	--	–	–	–	–	–	–	--
MW-23-060	12/11/25	N	–	–	–	–	–	--	–	3.6	–	3.8	–	–	–
MW-23-060	05/20/25	N	–	–	–	–	–	--	–	–	–	–	–	–	--
MW-23-060	11/15/24	N	–	–	–	–	–	--	–	4	–	4.3	–	–	–
MW-23-060	04/12/24	N	–	–	–	–	–	--	–	–	–	–	–	–	--
MW-23-060	11/28/23	N	–	–	–	–	–	--	–	4.6	–	4.5	–	–	–
MW-23-060	05/25/23	N	–	–	–	–	–	--	–	–	–	–	–	–	--
MW-23-060	11/18/22	N	–	–	–	–	–	--	–	5.1	–	4.85	–	–	–
MW-23-060	06/09/22	N	–	–	–	–	–	--	–	–	–	–	–	–	--
MW-23-060	12/09/21	N	–	–	–	–	–	--	–	–	–	5.7	–	–	–
MW-23-060	04/30/21	N	–	–	–	–	–	--	–	–	–	–	–	–	--
MW-23-060	12/08/20	N	–	–	16	–	<5	5,800	–	–	–	–	670	12,000	–
MW-23-060	06/18/20	N	–	–	–	–	–	--	–	–	–	–	–	–	--
MW-23-060	11/28/23	FD	–	–	–	–	–	--	–	4.7	–	4.5	–	–	–
MW-23-060	12/09/21	FD	–	–	–	–	–	--	–	–	–	5.8	–	–	–
MW-23-080	05/28/26	N	–	–	–	–	–	--	–	–	–	–	–	–	--
MW-23-080	12/11/25	N	–	–	–	–	–	--	–	1.4	–	2.1	–	–	–
MW-23-080	05/20/25	N	–	–	–	–	–	--	–	–	–	–	–	–	--
MW-23-080	11/15/24	N	–	–	–	–	–	--	–	<0.5	–	0.76 J	–	–	–
MW-23-080	04/12/24	N	–	–	–	–	–	--	–	–	–	–	–	–	--
MW-23-080	11/28/23	N	–	–	–	–	–	--	–	2.3	–	3.6	–	–	–
MW-23-080	05/25/23	N	–	–	–	–	–	--	–	–	–	–	–	–	--
MW-23-080	11/18/22	N	–	–	–	–	–	--	–	0.95	–	4	–	–	–
MW-23-080	06/09/22	N	–	–	–	–	–	--	–	–	–	–	–	–	--
MW-23-080	12/09/21	N	–	–	–	–	–	--	–	–	–	4.7	–	–	–
MW-23-080	04/30/21	N	–	–	–	–	–	--	–	–	–	–	–	–	--
MW-23-080	12/08/20	N	–	–	50	–	<5	5,700	–	–	–	–	1,000	12,000	–
MW-23-080	06/18/20	N	–	–	–	–	–	--	–	–	–	–	–	–	--
MW-23-080	12/11/25	FD	–	–	–	–	–	--	–	1.4	–	2.1	–	–	–
MW-23-080	11/15/24	FD	–	–	–	–	–	--	–	0.86	–	1.7 J	–	–	–
MW-24A	05/27/26	N	–	–	–	–	–	--	–	<0.25	–	–	–	–	–
MW-24A	12/17/25	N	–	–	–	–	–	--	–	<0.25	–	–	–	–	–
MW-24A	05/21/25	N	–	–	–	–	–	--	–	<0.25	–	–	–	–	–
MW-24A	12/05/24	N	–	–	–	–	–	--	–	<0.25	–	–	–	–	–
MW-24A	05/23/24	N	–	–	–	–	–	--	–	<0.25	–	–	–	–	–
MW-24A	11/30/23	N	–	–	–	–	–	--	–	<0.25	–	–	–	–	–
MW-24A	06/01/23	N	–	–	–	–	–	--	–	<0.25	–	–	–	–	–
MW-24A	02/20/23	N	–	–	–	–	–	--	–	–	–	–	–	–	--
MW-24A	12/01/22	N	–	–	–	–	–	--	–	0.66	–	–	–	–	–
MW-24A	06/16/22	N	–	–	–	–	–	--	–	0.55	–	–	–	–	–
MW-24A	12/09/21	N	–	–	–	–	–	--	–	–	–	<0.1	–	–	–
MW-24A	05/05/21	N	–	–	–	–	–	300	–	–	–	<0.05	180	990	–
MW-24A	12/01/20	N	<1	<10	–	–	–	--	–	–	–	–	–	–	–
MW-24A	10/05/20	N	–	–	–	–	–	--	–	–	–	–	–	–	--
MW-24A	05/01/20	N	–	–	–	–	–	--	–	–	–	<0.05	–	–	–
MW-24A	05/27/26	FD	–	–	–	–	–	--	–	<0.25	–	–	–	–	–
MW-24A	05/21/25	FD	–	–	–	–	–	--	–	<0.25	–	–	–	–	–

Appendix B
January 2020 to June 2026 Analytical Results
Second Quarter 2026 Quarterly Progress Report
Pacific Gas and Electric Company, Topock Compressor Station, Needles, California

Monitoring Well ID	Sample Date	Sample Type	Dissolved Vanadium (µg/L)	Dissolved Zinc (µg/L)	Alkalinity (mg/L)	Ammonia (as Nitrogen) (mg/L)	Bromide (mg/L)	Chloride (mg/L)	Fluoride (mg/L)	Nitrate (as Nitrogen) (mg/L)	Nitrite (as Nitrogen) (mg/L)	Nitrate/ Nitrite as N (mg/L)	Sulfate (mg/L)	Total Dissolved Solids (mg/L)	Total Organic Carbon (mg/L)
MW-24A	06/16/22	FD	–	–	–	–	–	--	–	0.5	–	–	–	–	–
MW-24A	12/01/20	FD	<1	<10	–	–	–	--	–	–	–	–	–	–	–
MW-24B	05/27/26	N	–	–	–	–	–	--	–	4.1	–	–	–	–	--
MW-24B	12/17/25	N	–	–	–	–	–	--	–	4.1	–	–	–	–	--
MW-24B	05/21/25	N	–	–	–	–	–	--	–	4	–	–	–	–	--
MW-24B	12/05/24	N	–	–	–	–	–	--	–	3.2	–	–	–	–	--
MW-24B	04/19/24	N	–	–	–	–	–	--	–	3.2	–	–	–	–	--
MW-24B	11/30/23	N	–	–	–	–	–	--	–	<0.5	–	–	–	–	–
MW-24B	06/01/23	N	–	–	–	–	–	--	–	2.2	–	–	–	–	–
MW-24B	12/01/22	N	–	–	–	–	–	--	–	2.7	–	–	–	–	–
MW-24B	06/16/22	N	–	–	–	–	–	--	–	1.3	–	–	–	–	–
MW-24B	12/09/21	N	–	–	–	–	–	--	–	–	–	<0.1	–	–	–
MW-24B	05/05/21	N	–	–	–	–	–	6,700	–	–	–	0.48	760	13,000	–
MW-24B	12/01/20	N	3.6	<10	–	–	–	--	–	–	–	–	–	–	–
MW-24B	10/05/20	N	–	–	–	–	–	--	–	–	–	–	–	–	--
MW-24B	05/01/20	N	–	–	–	–	–	--	–	–	–	0.87	–	–	–
MW-24B	12/09/21	FD	–	–	–	–	–	--	–	–	–	<0.1	–	–	–
MW-24BR	05/28/26	N	–	–	–	–	–	--	–	–	–	–	–	–	--
MW-24BR	12/18/25	N	–	–	–	–	–	--	–	–	–	–	–	–	--
MW-24BR	05/22/25	N	–	–	–	–	–	--	–	–	–	–	–	–	--
MW-24BR	11/22/24	N	–	–	–	–	–	--	–	–	–	–	–	–	--
MW-24BR	05/23/24	N	–	–	–	–	–	--	–	–	–	–	–	–	--
MW-24BR	11/30/23	N	–	–	–	–	–	--	–	–	–	–	–	–	--
MW-24BR	06/01/23	N	–	–	–	–	–	--	–	–	–	–	–	–	--
MW-24BR	12/01/22	N	–	–	–	–	–	--	–	–	–	–	–	–	--
MW-24BR	06/16/22	N	–	–	–	–	–	--	–	–	–	–	–	–	--
MW-24BR	12/10/21	N	–	–	–	–	–	--	–	–	–	–	–	–	--
MW-24BR	12/02/20	N	–	–	45	–	<2.5	4,400	–	–	–	<0.1	450	8,900	–
MW-25	05/28/26	N	–	–	–	–	–	--	–	–	–	–	–	–	--
MW-25	12/10/25	N	–	–	–	–	–	--	–	18	–	–	–	–	–
MW-25	05/21/25	N	–	–	–	–	–	--	–	–	–	–	–	–	--
MW-25	11/21/24	N	–	–	–	–	–	--	–	14	–	–	–	–	–
MW-25	05/14/24	N	–	–	–	–	–	--	–	–	–	–	–	–	--
MW-25	11/29/23	N	–	–	–	–	–	--	–	13	–	–	–	–	–
MW-25	05/31/23	N	–	–	–	–	–	--	–	–	–	–	–	–	--
MW-25	12/02/22	N	–	–	–	–	–	--	–	11	–	–	–	–	–
MW-25	06/14/22	N	–	–	–	–	–	--	–	–	–	–	–	–	--
MW-25	12/07/21	N	–	–	–	–	–	--	–	–	–	10	–	–	–
MW-25	05/25/21	N	–	–	–	–	–	--	–	–	–	11	–	–	–
MW-25	12/07/20	N	–	–	120	–	<2.5	400	–	–	–	12	220	1,200	–
MW-25	06/24/20	N	–	–	–	–	–	--	–	–	–	13	–	–	–
MW-25	05/31/23	FD	–	–	–	–	–	--	–	–	–	–	–	–	--
MW-25	05/25/21	FD	–	–	–	–	–	--	–	–	–	12	–	–	–
MW-25	06/24/20	FD	–	–	–	–	–	--	–	–	–	12	–	–	–
MW-26	06/10/26	N	–	–	–	–	–	--	–	<0.5	–	–	340	–	<1
MW-26	05/14/26	N	–	–	–	–	–	--	–	<0.5	–	–	320	–	<1
MW-26	04/16/26	N	–	–	–	–	–	--	–	<0.5	–	–	230	–	<1
MW-26	03/11/26	N	–	–	–	–	–	--	–	<0.5	–	–	250	–	1.2
MW-26	02/11/26	N	–	–	–	–	–	--	–	<0.5	–	–	230	–	<1
MW-26	01/15/26	N	–	–	–	–	–	--	–	<0.5	–	–	230	–	<1
MW-26	12/09/25	N	–	–	–	–	–	--	–	<0.5	–	–	240	–	<1

Appendix B
January 2020 to June 2026 Analytical Results
Second Quarter 2026 Quarterly Progress Report
Pacific Gas and Electric Company, Topock Compressor Station, Needles, California

Monitoring Well ID	Sample Date	Sample Type	Dissolved Vanadium (µg/L)	Dissolved Zinc (µg/L)	Alkalinity (mg/L)	Ammonia (as Nitrogen) (mg/L)	Bromide (mg/L)	Chloride (mg/L)	Fluoride (mg/L)	Nitrate (as Nitrogen) (mg/L)	Nitrite (as Nitrogen) (mg/L)	Nitrate/ Nitrite as N (mg/L)	Sulfate (mg/L)	Total Dissolved Solids (mg/L)	Total Organic Carbon (mg/L)
MW-26	11/13/25	N	–	–	–	–	–	--	–	<0.5	–	–	250	–	1.2
MW-26	10/22/25	N	–	–	–	–	–	--	–	0.53	–	–	260	–	1.2
MW-26	09/11/25	N	–	–	–	–	–	--	–	<0.5	–	–	250	–	<1
MW-26	08/14/25	N	–	–	–	–	–	--	–	<0.5	–	–	270	–	1.1
MW-26	07/17/25	N	–	–	–	–	–	--	–	<0.5	–	–	320	–	<1
MW-26	06/12/25	N	–	–	–	–	–	--	–	<0.5	–	–	250	–	<1
MW-26	05/08/25	N	–	–	–	–	–	--	–	<0.5	–	–	300	–	<1
MW-26	04/09/25	N	–	–	–	–	–	--	–	<0.5	–	–	280	–	4.5
MW-26	03/13/25	N	–	–	–	–	–	--	–	<0.5	–	–	280	–	1.9
MW-26	02/12/25	N	–	–	–	–	–	--	–	1.4	–	–	260	–	5.2
MW-26	01/16/25	N	–	–	–	–	–	--	–	<0.5	–	–	310	–	5.8
MW-26	12/12/24	N	–	–	–	–	–	--	–	<0.5	–	–	320	–	0.39 J
MW-26	11/13/24	N	–	–	–	–	–	--	–	<0.5	–	–	310	–	4.5
MW-26	10/10/24	N	–	–	–	–	–	--	–	<0.5	–	–	300	–	3
MW-26	09/11/24	N	–	–	–	–	–	--	–	<0.25	–	–	360	–	4.7
MW-26	08/08/24	N	–	–	–	–	–	--	–	<0.5	–	–	360	–	5.3
MW-26	07/18/24	N	–	–	–	–	–	--	–	<0.5	–	–	290	–	<1
MW-26	06/13/24	N	–	–	–	–	–	--	–	<0.5	–	–	190	–	0.434 J
MW-26	05/09/24	N	–	–	–	–	–	--	–	<0.5	–	–	210	–	<1
MW-26	04/11/24	N	–	–	–	–	–	--	–	<0.5	–	–	190	–	4.1
MW-26	03/14/24	N	–	–	–	–	–	--	–	<0.5	–	–	210	–	2.8
MW-26	02/08/24	N	–	–	–	–	–	--	–	<0.5	–	–	310	–	2.6
MW-26	01/10/24	N	–	–	–	–	–	--	–	<0.5	–	–	400	–	1.7
MW-26	12/13/23	N	–	–	–	–	–	--	–	<0.5	–	–	330	–	1.8
MW-26	11/09/23	N	–	–	–	–	–	--	–	<0.5	–	–	390	–	<1
MW-26	10/11/23	N	–	–	–	–	–	--	–	<0.5	–	–	340	–	0.77
MW-26	09/14/23	N	–	–	–	–	–	--	–	<0.5	–	–	270	–	2.4
MW-26	08/10/23	N	–	–	–	–	–	--	–	<0.5	–	–	340	–	0.97
MW-26	07/20/23	N	–	–	–	–	–	--	–	<0.5	–	–	370	–	1.2
MW-26	06/15/23	N	–	–	–	–	–	--	–	<0.5	–	–	320	–	<1
MW-26	05/12/23	N	–	–	–	–	–	--	–	<0.5	–	–	340	–	2 J
MW-26	04/05/23	N	–	–	–	–	–	--	–	<0.5	–	–	330	–	2
MW-26	03/09/23	N	–	–	–	–	–	--	–	<0.5	–	–	360	–	1.5
MW-26	02/09/23	N	–	–	–	<0.2	–	--	–	<0.5	<5	–	330	–	<1
MW-26	01/12/23	N	–	–	–	–	–	--	–	<0.5	–	–	430	–	1.3
MW-26	12/08/22	N	–	–	–	–	–	--	–	<0.5	–	–	460	–	1.6
MW-26	11/11/22	N	–	–	–	0.63 J	–	--	–	<0.5	<5	–	470	–	<1
MW-26	10/13/22	N	–	–	–	–	–	--	–	<0.5	–	–	510	–	2.4 J
MW-26	09/15/22	N	–	–	–	–	–	--	–	<0.5	–	–	550	–	<1
MW-26	08/12/22	N	–	–	–	<0.23	–	--	–	<0.5	<5	–	520	–	<1
MW-26	07/13/22	N	–	–	–	–	–	--	–	<0.5	–	–	540	–	<1
MW-26	06/14/22	N	–	–	–	<0.2	–	--	–	0.73	<5	–	550	–	<1
MW-26	05/20/22	N	–	–	–	–	–	--	–	1.2	–	–	560	–	<1
MW-26	04/13/22	N	–	–	–	–	–	--	–	3.1	–	–	480	–	<1
MW-26	03/14/22	N	–	–	–	<0.2	–	--	–	6.8	–	–	380	–	<1
MW-26	02/02/22	N	–	–	–	–	–	--	–	12	–	–	400	–	<5
MW-26	12/15/21	N	–	–	–	<0.2	–	--	–	–	<5	13	430	–	<1
MW-26	05/20/21	N	–	–	–	–	–	--	–	–	–	19	–	–	–
MW-26	12/03/20	N	7.5	<10	130	–	<2.5	770	–	–	–	18	470	2,200	–
MW-26	04/27/20	N	–	–	–	–	–	--	–	–	–	21	–	–	–
MW-26	03/13/25	FD	–	–	–	–	–	--	–	<0.5	–	–	280	–	<1

Appendix B
January 2020 to June 2026 Analytical Results
Second Quarter 2026 Quarterly Progress Report
Pacific Gas and Electric Company, Topock Compressor Station, Needles, California

Monitoring Well ID	Sample Date	Sample Type	Dissolved Vanadium (µg/L)	Dissolved Zinc (µg/L)	Alkalinity (mg/L)	Ammonia (as Nitrogen) (mg/L)	Bromide (mg/L)	Chloride (mg/L)	Fluoride (mg/L)	Nitrate (as Nitrogen) (mg/L)	Nitrite (as Nitrogen) (mg/L)	Nitrate/ Nitrite as N (mg/L)	Sulfate (mg/L)	Total Dissolved Solids (mg/L)	Total Organic Carbon (mg/L)
MW-26	02/12/25	FD	–	–	–	–	–	--	–	<0.5	–	–	270	–	5.8
MW-26	02/08/24	FD	–	–	–	–	–	--	–	<0.5	–	–	320	–	2.8
MW-26	08/10/23	FD	–	–	–	–	–	--	–	<0.5	–	–	310	–	0.92 J
MW-26	02/09/23	FD	–	–	–	<0.2	–	--	–	<0.5	<5	–	330	–	<1
MW-26	03/14/22	FD	–	–	–	<0.2	–	--	–	6.7	–	–	390	–	<1
MW-26	12/03/20	FD	7.9	<10	140	–	<2.5	760	–	–	–	18	460	2,200	–
MW-27-020	04/28/26	N	–	–	–	–	–	--	–	<0.25	–	–	–	–	1.9
MW-27-020	01/27/26	N	–	–	–	–	–	--	–	<0.25	–	–	–	–	2.1
MW-27-020	11/13/25	N	–	–	–	–	–	--	–	<0.25	–	–	–	–	2.1
MW-27-020	08/26/25	N	–	–	–	–	–	--	–	<0.25	–	–	–	–	1.8
MW-27-020	05/05/25	N	–	–	–	–	–	--	–	0.74	–	–	–	–	1.8
MW-27-020	02/24/25	N	–	–	–	–	–	--	–	<0.25	–	–	–	–	4.9
MW-27-020	11/15/24	N	–	–	–	–	–	--	–	<0.25	–	–	–	–	4.4
MW-27-020	08/20/24	N	–	–	–	–	–	--	–	<0.25	–	–	–	–	6
MW-27-020	04/29/24	N	–	–	–	–	–	--	–	1.1	–	–	–	–	1.88
MW-27-020	02/19/24	N	–	–	–	–	–	--	–	<0.25	–	–	–	–	3
MW-27-020	11/27/23	N	–	–	–	–	–	--	–	<0.25	–	–	–	–	3.8
MW-27-020	08/23/23	N	–	–	–	–	–	--	–	<0.25	–	–	–	–	2.5 J
MW-27-020	05/24/23	N	–	–	–	–	–	--	–	1.3	–	–	–	–	1.4
MW-27-020	02/22/23	N	–	–	–	–	–	--	–	<0.25	–	–	–	–	1.1
MW-27-020	11/09/22	N	–	–	–	–	–	--	–	R	–	–	–	–	<1
MW-27-020	08/23/22	N	–	–	–	–	–	--	–	<0.25	–	–	–	–	1.1
MW-27-020	05/05/22	N	–	–	–	–	–	--	–	0.44	–	–	–	–	1.5
MW-27-020	03/10/22	N	–	–	–	–	–	--	–	<0.1	–	–	–	–	1
MW-27-020	12/01/21	N	–	–	–	–	–	--	–	–	–	<0.1	–	–	1
MW-27-020	12/03/20	N	–	–	170	–	<1	91	–	–	–	<0.1	220	620	–
MW-27-060	04/28/26	N	–	–	–	–	–	--	–	<0.25	–	–	–	–	2.4
MW-27-060	01/27/26	N	–	–	–	–	–	--	–	<0.25	–	–	–	–	2.7
MW-27-060	11/13/25	N	–	–	–	–	–	--	–	<0.25	–	–	–	–	2.5
MW-27-060	08/26/25	N	–	–	–	–	–	--	–	<0.25	–	–	–	–	2.6
MW-27-060	05/05/25	N	–	–	–	–	–	--	–	<0.25	–	–	–	–	2.3
MW-27-060	02/24/25	N	–	–	–	–	–	--	–	<0.25	–	–	–	–	11
MW-27-060	11/15/24	N	–	–	–	–	–	--	–	<0.25	–	–	–	–	7.8
MW-27-060	08/20/24	N	–	–	–	–	–	--	–	<0.25	–	–	–	–	10
MW-27-060	04/29/24	N	–	–	–	–	–	--	–	<0.25	–	–	–	–	4.48
MW-27-060	02/19/24	N	–	–	–	–	–	--	–	<0.25	–	–	–	–	5.5
MW-27-060	11/27/23	N	–	–	–	–	–	--	–	0.36	–	–	–	–	2.5
MW-27-060	08/23/23	N	–	–	–	–	–	--	–	<0.25	–	–	–	–	2.4 J
MW-27-060	05/24/23	N	–	–	–	–	–	--	–	<0.25	–	<0.1	–	–	<1
MW-27-060	02/22/23	N	–	–	–	–	–	--	–	<0.25	–	<0.1	–	–	<1
MW-27-060	11/09/22	N	–	–	–	–	–	--	–	R	–	<0.05	–	–	1.2
MW-27-060	08/23/22	N	–	–	–	–	–	--	–	<0.25	–	<0.1	–	–	1.4
MW-27-060	05/05/22	N	–	–	–	–	–	--	–	<0.25	–	<0.1	–	–	1.4
MW-27-060	03/10/22	N	–	–	–	–	–	--	–	<0.1	–	–	–	–	1.3
MW-27-060	12/01/21	N	–	–	–	–	–	--	–	–	–	<0.1	–	–	1.3
MW-27-060	12/03/20	N	–	–	190	–	<1	87	0.66	–	–	<0.1	210	640	–
MW-27-060	08/20/24	FD	–	–	–	–	–	--	–	<0.25	–	–	–	–	12
MW-27-060	05/24/23	FD	–	–	–	–	–	--	–	<0.25	–	<0.1	–	–	<1
MW-27-085	04/28/26	N	–	–	–	–	–	--	–	<0.25	–	–	–	–	1.4
MW-27-085	01/27/26	N	–	–	–	–	–	--	–	<0.25	–	–	–	–	1.2
MW-27-085	11/13/25	N	–	–	–	–	–	--	–	<0.25	–	–	–	–	1.4

Appendix B
January 2020 to June 2026 Analytical Results
Second Quarter 2026 Quarterly Progress Report
Pacific Gas and Electric Company, Topock Compressor Station, Needles, California

Monitoring Well ID	Sample Date	Sample Type	Dissolved Vanadium (µg/L)	Dissolved Zinc (µg/L)	Alkalinity (mg/L)	Ammonia (as Nitrogen) (mg/L)	Bromide (mg/L)	Chloride (mg/L)	Fluoride (mg/L)	Nitrate (as Nitrogen) (mg/L)	Nitrite (as Nitrogen) (mg/L)	Nitrate/ Nitrite as N (mg/L)	Sulfate (mg/L)	Total Dissolved Solids (mg/L)	Total Organic Carbon (mg/L)
MW-27-085	08/26/25	N	–	–	–	–	–	--	–	<0.25	–	–	–	–	1.6
MW-27-085	05/05/25	N	–	–	–	–	–	--	–	<0.25	–	–	–	–	1.6
MW-27-085	02/24/25	N	–	–	–	–	–	--	–	<0.25	–	–	–	–	4.9
MW-27-085	11/15/24	N	–	–	–	–	–	--	–	<0.25	–	–	–	–	3.4
MW-27-085	08/20/24	N	–	–	–	–	–	--	–	<0.25	–	–	–	–	6.1
MW-27-085	04/29/24	N	–	–	–	–	–	--	–	<0.25	–	–	–	–	0.591 J
MW-27-085	02/19/24	N	–	–	–	–	–	--	–	<0.25	–	–	–	–	2.4
MW-27-085	11/27/23	N	–	–	–	–	–	--	–	<0.25	–	–	–	–	3
MW-27-085	08/23/23	N	–	–	–	–	–	--	–	<0.25	–	–	–	–	1.6 J
MW-27-085	05/24/23	N	–	–	–	–	–	--	–	<0.25	–	<0.1	–	–	<1
MW-27-085	02/22/23	N	–	–	–	–	–	--	–	<0.25	–	<0.1	–	–	<1
MW-27-085	11/09/22	N	–	–	–	–	–	--	–	<0.25	–	<0.05	–	–	<1
MW-27-085	08/23/22	N	–	–	–	–	–	--	–	<0.25	–	<0.1	–	–	<1
MW-27-085	05/05/22	N	–	–	–	–	–	--	–	<0.25	–	<0.1	–	–	<1
MW-27-085	03/10/22	N	–	–	–	–	–	--	–	<0.25	–	–	–	–	<1
MW-27-085	12/01/21	N	–	–	–	–	–	--	–	–	–	<0.1	–	–	<1
MW-27-085	04/27/21	N	–	–	–	–	–	--	–	–	–	0.061	–	–	–
MW-27-085	12/03/20	N	–	–	260	–	<2.5	2,900	2.2	–	–	<0.1	660	6,800	–
MW-27-085	06/18/20	N	–	–	–	–	–	--	–	–	–	<0.05	–	–	–
MW-27-085	11/27/23	FD	–	–	–	–	–	--	–	<0.25	–	–	–	–	3.1
MW-28-025	04/28/26	N	–	–	–	–	–	--	–	<0.25	–	–	–	–	1.6
MW-28-025	01/27/26	N	–	–	–	–	–	--	–	<0.25	–	–	–	–	1.2
MW-28-025	11/19/25	N	–	–	–	–	–	--	–	<0.25	–	–	–	–	2.3
MW-28-025	08/20/25	N	–	–	–	–	–	--	–	<0.25	–	–	–	–	2
MW-28-025	05/19/25	N	–	–	–	–	–	--	–	<0.25	–	–	–	–	1.4
MW-28-025	02/19/25	N	–	–	–	–	–	--	–	<0.25	–	–	–	–	2.4
MW-28-025	10/30/24	N	–	–	–	–	–	--	–	<0.25	–	–	–	–	3.9
MW-28-025	08/15/24	N	–	–	–	–	–	--	–	<0.25	–	–	–	–	3.7
MW-28-025	04/29/24	N	–	–	–	–	–	--	–	<0.25	–	–	–	–	2.04
MW-28-025	02/20/24	N	–	–	–	–	–	--	–	<0.25	–	–	–	–	2.4
MW-28-025	11/13/23	N	–	–	–	–	–	--	–	<0.25	–	–	–	–	1.7
MW-28-025	08/24/23	N	–	–	–	–	–	--	–	<0.25	–	–	–	–	2
MW-28-025	05/24/23	N	–	–	–	–	–	--	–	<0.1	–	–	–	–	<1
MW-28-025	02/17/23	N	–	–	–	–	–	--	–	<0.05	–	–	–	–	<1
MW-28-025	11/16/22	N	–	–	–	–	–	--	–	<0.25	–	–	–	–	<1
MW-28-025	08/23/22	N	–	–	–	–	–	--	–	<0.25	–	–	–	–	<1
MW-28-025	05/04/22	N	–	–	–	–	–	--	–	<0.25	–	–	–	–	<1
MW-28-025	03/08/22	N	–	–	–	–	–	--	–	<0.25	–	–	–	–	<1
MW-28-025	12/08/21	N	–	–	–	–	–	--	–	–	–	<0.1	–	–	<1
MW-28-025	04/29/21	N	–	–	–	–	–	--	–	–	–	<0.05	–	–	–
MW-28-025	12/15/20	N	–	–	220	–	<2.5	100	–	–	–	<0.05	250	750	–
MW-28-025	06/23/20	N	–	–	–	–	–	--	–	–	–	<0.05	–	–	–
MW-28-090	04/28/26	N	–	–	–	–	–	--	–	<0.25	–	–	–	–	<1
MW-28-090	01/27/26	N	–	–	–	–	–	--	–	<0.25	–	–	–	–	<1
MW-28-090	11/19/25	N	–	–	–	–	–	--	–	<0.25	–	–	–	–	<1
MW-28-090	08/20/25	N	–	–	–	–	–	--	–	<0.25	–	–	–	–	1.6
MW-28-090	05/19/25	N	–	–	–	–	–	--	–	<0.25	–	–	–	–	<1
MW-28-090	02/19/25	N	–	–	–	–	–	--	–	<0.25	–	–	–	–	1.1
MW-28-090	10/30/24	N	–	–	–	–	–	--	–	<0.25	–	–	–	–	2.2
MW-28-090	08/15/24	N	–	–	–	–	–	--	–	<0.25	–	–	–	–	4.8
MW-28-090	04/29/24	N	–	–	–	–	–	--	–	<0.25	–	–	–	–	0.754 J

Appendix B
January 2020 to June 2026 Analytical Results
Second Quarter 2026 Quarterly Progress Report
Pacific Gas and Electric Company, Topock Compressor Station, Needles, California

Monitoring Well ID	Sample Date	Sample Type	Dissolved Vanadium (µg/L)	Dissolved Zinc (µg/L)	Alkalinity (mg/L)	Ammonia (as Nitrogen) (mg/L)	Bromide (mg/L)	Chloride (mg/L)	Fluoride (mg/L)	Nitrate (as Nitrogen) (mg/L)	Nitrite (as Nitrogen) (mg/L)	Nitrate/ Nitrite as N (mg/L)	Sulfate (mg/L)	Total Dissolved Solids (mg/L)	Total Organic Carbon (mg/L)
MW-28-090	02/20/24	N	–	–	–	–	–	--	–	<0.25	–	–	–	–	1.7
MW-28-090	11/13/23	N	–	–	–	–	–	--	–	<0.25	–	–	–	–	2.2
MW-28-090	08/24/23	N	–	–	–	–	–	--	–	<0.25	–	–	–	–	1.2
MW-28-090	05/24/23	N	–	–	–	–	–	--	–	<0.25	–	–	–	–	<1
MW-28-090	02/17/23	N	–	–	–	–	–	--	–	<0.25	–	–	–	–	<1
MW-28-090	11/16/22	N	–	–	–	–	–	--	–	<0.5	–	–	–	–	<1
MW-28-090	08/23/22	N	–	–	–	–	–	--	–	<0.5	–	–	–	–	<1
MW-28-090	05/04/22	N	–	–	–	–	–	--	–	<0.5	–	–	–	–	<1
MW-28-090	03/08/22	N	–	–	–	–	–	--	–	<0.25	–	–	–	–	<1
MW-28-090	12/08/21	N	–	–	–	–	–	--	–	–	–	<0.1	–	–	<1
MW-28-090	04/29/21	N	–	–	–	–	–	--	–	–	–	<0.05	–	–	–
MW-28-090	12/15/20	N	–	–	260	–	<2.5	1,800	1.8	–	–	<0.05	560	4,400	–
MW-28-090	06/23/20	N	–	–	–	–	–	--	–	–	–	<0.05	–	–	–
MW-29	04/28/26	N	–	–	–	–	–	--	–	–	–	–	–	–	--
MW-29	01/27/26	N	–	–	–	–	–	--	–	–	–	–	–	–	--
MW-29	11/25/25	N	–	–	–	–	–	--	–	–	–	–	–	–	--
MW-29	08/27/25	N	–	–	–	–	–	--	–	–	–	–	–	–	--
MW-29	05/28/25	N	–	–	–	–	–	--	–	–	–	–	–	–	--
MW-29	02/27/25	N	–	–	–	–	–	--	–	–	–	–	–	–	--
MW-29	11/26/24	N	–	–	–	–	–	--	–	–	–	–	–	–	--
MW-29	08/20/24	N	–	–	–	–	–	--	–	–	–	–	–	–	--
MW-29	05/14/24	N	–	–	–	–	–	--	–	–	–	–	–	–	--
MW-29	02/20/24	N	–	–	–	–	–	--	–	–	–	–	–	–	--
MW-29	11/27/23	N	–	–	–	–	–	--	–	–	–	–	–	–	--
MW-29	08/22/23	N	–	–	–	–	–	--	–	–	–	–	–	–	--
MW-29	05/23/23	N	–	–	–	–	–	--	–	–	–	–	–	–	--
MW-29	02/21/23	N	–	–	–	–	–	--	–	–	–	–	–	–	--
MW-29	11/16/22	N	–	–	–	–	–	--	–	–	–	–	–	–	--
MW-29	08/23/22	N	–	–	–	–	–	--	–	–	–	–	–	–	--
MW-29	06/13/22	N	–	–	–	–	–	--	–	–	–	–	–	–	--
MW-29	03/08/22	N	–	–	–	–	–	--	–	–	–	–	–	–	--
MW-29	12/02/21	N	–	–	–	–	–	--	–	–	–	–	–	–	--
MW-29	04/29/21	N	–	–	–	–	–	--	–	–	–	0.15	–	–	–
MW-29	12/04/20	N	–	–	430	–	<2.5	260	–	–	–	<0.1	250	1,200	–
MW-29	06/23/20	N	–	–	–	–	–	--	–	–	–	0.13	–	–	–
MW-30-030	10/20/23	N	–	–	–	–	–	--	–	–	–	–	–	–	--
MW-30-030	05/11/23	N	–	–	–	–	–	--	–	<0.25	–	–	–	–	12 J
MW-30-030	02/06/23	N	–	–	–	–	–	--	–	<0.25	–	–	–	–	3
MW-30-030	11/08/22	N	–	–	–	–	–	--	–	<0.25	–	–	–	–	3.2
MW-30-030	08/22/22	N	–	–	–	–	–	--	–	<0.5	–	–	–	–	12
MW-30-030	05/03/22	N	–	–	–	–	–	--	–	<0.5	–	–	–	–	5.6
MW-30-030	03/09/22	N	–	–	–	–	–	--	–	<0.5	–	–	–	–	2.9
MW-30-030	12/03/21	N	–	–	–	–	–	--	–	–	–	0.1	–	–	11
MW-30-030	12/07/20	N	–	–	1,000	–	<5	1,200	–	–	–	<0.1	1,400	5,000	–
MW-30-030R	05/12/26	N	–	–	–	–	–	--	–	<0.25	–	–	–	–	11
MW-30-030R	02/19/26	N	–	–	–	–	–	--	–	<0.25	–	–	–	–	10
MW-30-030R	11/11/25	N	–	–	–	–	–	--	–	<0.05	–	–	–	–	6.7
MW-30-030R	08/12/25	N	–	–	–	–	–	--	–	<0.25	–	–	–	–	6.1
MW-30-030R	05/06/25	N	–	–	–	–	–	--	–	<0.25	–	–	–	–	12
MW-30-030R	02/13/25	N	–	–	–	–	–	--	–	<0.25	–	–	–	–	15
MW-30-030R	11/14/24	N	–	–	–	–	–	--	–	<0.25	–	–	–	–	16

Appendix B
January 2020 to June 2026 Analytical Results
Second Quarter 2026 Quarterly Progress Report
Pacific Gas and Electric Company, Topock Compressor Station, Needles, California

Monitoring Well ID	Sample Date	Sample Type	Dissolved Vanadium (µg/L)	Dissolved Zinc (µg/L)	Alkalinity (mg/L)	Ammonia (as Nitrogen) (mg/L)	Bromide (mg/L)	Chloride (mg/L)	Fluoride (mg/L)	Nitrate (as Nitrogen) (mg/L)	Nitrite (as Nitrogen) (mg/L)	Nitrate/ Nitrite as N (mg/L)	Sulfate (mg/L)	Total Dissolved Solids (mg/L)	Total Organic Carbon (mg/L)
MW-30-030R	08/12/24	N	–	–	–	–	–	--	–	<0.25	–	–	–	–	16
MW-30-030R	05/07/24	N	–	–	–	–	–	--	–	<0.25	–	–	–	–	5.06
MW-30-030R	02/06/24	N	–	–	–	–	–	--	–	<0.25	–	–	–	–	32
MW-30-030R	11/09/23	N	–	–	–	–	–	--	–	0.42	–	–	–	–	9.8
MW-30-050	05/12/26	N	–	–	–	–	–	--	–	0.54	–	–	–	–	1.2
MW-30-050	02/19/26	N	–	–	–	–	–	--	–	<0.5	–	–	–	–	<1.5
MW-30-050	11/11/25	N	–	–	–	–	–	--	–	<0.25	–	–	–	–	1.3
MW-30-050	08/12/25	N	–	–	–	–	–	--	–	<0.5	–	–	–	–	1.6
MW-30-050	05/06/25	N	–	–	–	–	–	--	–	<0.25	–	–	–	–	2.1
MW-30-050	02/13/25	N	–	–	–	–	–	--	–	<0.25	–	–	210	–	1.1
MW-30-050	01/15/25	N	–	–	–	–	–	--	–	<0.25	–	–	200	–	2
MW-30-050	12/10/24	N	–	–	–	–	–	--	–	<0.5	–	–	200	–	1.93
MW-30-050	11/14/24	N	–	–	–	–	–	--	–	<0.25	–	–	200	–	3.9
MW-30-050	10/08/24	N	–	–	–	–	–	--	–	<0.25	–	–	250	–	2.9
MW-30-050	09/10/24	N	–	–	–	–	–	--	–	<0.25	–	–	250	–	3.6
MW-30-050	08/06/24	N	–	–	–	–	–	--	–	<0.25	–	–	220	–	1.7
MW-30-050	07/16/24	N	–	–	–	–	–	--	–	<0.5	–	–	260	–	<1
MW-30-050	06/11/24	N	–	–	–	–	–	--	–	<0.5	–	–	260	–	1.07
MW-30-050	05/07/24	N	–	–	–	–	–	--	–	<0.25	–	–	240	–	1.25
MW-30-050	04/09/24	N	–	–	–	–	–	--	–	<0.25	–	–	220	–	1.1 J
MW-30-050	03/12/24	N	–	–	–	–	–	--	–	<0.25	–	–	230	–	2.9
MW-30-050	02/06/24	N	–	–	–	–	–	--	–	<0.25	–	–	320	–	2.5
MW-30-050	01/09/24	N	–	–	–	–	–	--	–	<0.25	–	–	210	–	2.5
MW-30-050	12/14/23	N	–	–	–	–	–	--	–	<0.25	–	–	210	–	8.6
MW-30-050	11/07/23	N	–	–	–	–	–	--	–	<0.25	–	–	210	–	1.5
MW-30-050	10/11/23	N	–	–	–	–	–	--	–	<0.25	–	–	220	–	1.4
MW-30-050	09/12/23	N	–	–	–	–	–	--	–	<0.25	–	–	220	–	1.3
MW-30-050	08/08/23	N	–	–	–	–	–	--	–	<0.5	–	–	230	–	1.4 J
MW-30-050	07/18/23	N	–	–	–	–	–	--	–	<0.5	–	–	220	–	2.1
MW-30-050	06/12/23	N	–	–	–	–	–	--	–	<0.5	–	–	220	–	1.5
MW-30-050	05/11/23	N	–	–	–	–	–	--	–	<0.5	–	–	210	–	2.8 J
MW-30-050	04/06/23	N	–	–	–	–	–	--	–	<0.5	–	–	210	–	2.5
MW-30-050	03/08/23	N	–	–	–	–	–	--	–	<0.25	–	–	200	–	<1
MW-30-050	02/06/23	N	–	–	–	–	–	--	–	<0.25	–	–	190	–	<1
MW-30-050	01/13/23	N	–	–	–	–	–	--	–	<0.5	–	–	210	–	<1
MW-30-050	12/06/22	N	–	–	–	–	–	--	–	<0.25	–	–	200	–	<1
MW-30-050	11/08/22	N	–	–	–	–	–	--	–	<0.25	–	–	200	–	<1
MW-30-050	10/11/22	N	–	–	–	–	–	--	–	<0.25	–	–	200	–	<1
MW-30-050	09/13/22	N	–	–	–	–	–	--	–	0.51	–	–	230	–	<1
MW-30-050	08/10/22	N	–	–	–	–	–	--	–	<0.5	–	–	200	–	<1
MW-30-050	07/12/22	N	–	–	–	–	–	--	–	<0.5	–	–	200	–	<5
MW-30-050	06/17/22	N	–	–	–	–	–	--	–	<0.25	–	–	210	–	<1
MW-30-050	05/03/22	N	–	–	–	–	–	--	–	<0.1	–	–	–	–	<1
MW-30-050	03/09/22	N	–	–	–	–	–	--	–	0.14	–	–	–	–	<1
MW-30-050	12/03/21	N	–	–	–	–	–	--	–	–	–	<0.1	–	–	1
MW-30-050	12/07/20	N	–	–	180	–	<1	87	–	–	–	<0.1	200	630	–
MW-30-050	10/08/24	FD	–	–	–	–	–	--	–	<0.25	–	–	250	–	3.2
MW-30-050	04/09/24	FD	–	–	–	–	–	--	–	<0.25	–	–	220	–	1.3 J
MW-30-050	01/09/24	FD	–	–	–	–	–	--	–	<0.25	–	–	210	–	2.6
MW-30-050	12/14/23	FD	–	–	–	–	–	--	–	<0.25	–	–	210	–	5
MW-30-050	08/10/22	FD	–	–	–	–	–	--	–	<0.5	–	–	190	–	<1

Appendix B
January 2020 to June 2026 Analytical Results
Second Quarter 2026 Quarterly Progress Report
Pacific Gas and Electric Company, Topock Compressor Station, Needles, California

Monitoring Well ID	Sample Date	Sample Type	Dissolved Vanadium (µg/L)	Dissolved Zinc (µg/L)	Alkalinity (mg/L)	Ammonia (as Nitrogen) (mg/L)	Bromide (mg/L)	Chloride (mg/L)	Fluoride (mg/L)	Nitrate (as Nitrogen) (mg/L)	Nitrite (as Nitrogen) (mg/L)	Nitrate/ Nitrite as N (mg/L)	Sulfate (mg/L)	Total Dissolved Solids (mg/L)	Total Organic Carbon (mg/L)
MW-31-060	06/09/26	N	–	–	–	–	–	--	–	<0.5	–	–	290	–	<1
MW-31-060	05/12/26	N	–	–	–	–	–	--	–	<0.5	–	–	310	–	<1
MW-31-060	04/14/26	N	–	–	–	–	–	--	–	<0.5	–	–	200	–	<1
MW-31-060	03/10/26	N	–	–	–	–	–	--	–	<0.5	–	–	380	–	<1
MW-31-060	02/10/26	N	–	–	–	–	–	--	–	<0.5	–	–	230	–	2
MW-31-060	01/13/26	N	–	–	–	–	–	--	–	<0.5	–	–	240	–	1.1
MW-31-060	12/09/25	N	–	–	–	–	–	--	–	<0.5	–	–	300	–	<1
MW-31-060	11/11/25	N	–	–	–	–	–	--	–	0.3	–	–	220	–	1.7
MW-31-060	10/20/25	N	–	–	–	–	–	--	–	<0.25	–	–	390	–	12
MW-31-060	09/11/25	N	–	–	–	–	–	--	–	<0.5	–	–	340	–	<1
MW-31-060	08/13/25	N	–	–	–	–	–	--	–	<0.5	–	–	360	–	<1
MW-31-060	07/14/25	N	–	–	–	–	–	--	–	<0.5	–	–	410	–	<1
MW-31-060	06/09/25	N	–	–	–	–	–	--	–	<0.5	–	–	410	–	<1
MW-31-060	05/13/25	N	–	–	–	–	–	--	–	<0.5	–	–	330	–	43
MW-31-060	04/09/25	N	–	–	–	–	–	--	–	<0.5	–	–	170	–	71
MW-31-060	03/10/25	N	–	–	–	–	–	--	–	<0.5	–	–	410	–	<1
MW-31-060	02/13/25	N	–	–	–	–	–	--	–	<0.5	–	–	220	–	1.9
MW-31-060	01/15/25	N	–	–	–	–	–	--	–	<0.5	–	–	300	–	2.2
MW-31-060	12/11/24	N	–	–	–	–	–	--	–	<0.5	–	–	200	–	48.6
MW-31-060	11/11/24	N	–	–	–	–	–	--	–	<0.5	–	–	330	–	3.1
MW-31-060	10/08/24	N	–	–	–	–	–	--	–	2.1	–	–	420	–	2.3
MW-31-060	09/10/24	N	–	–	–	–	–	--	–	<0.5	–	–	410	–	3.3
MW-31-060	08/06/24	N	–	–	–	–	–	--	–	<0.5	–	–	420	–	3.3
MW-31-060	07/16/24	N	–	–	–	–	–	--	–	<0.5	–	–	220	–	9.8
MW-31-060	06/13/24	N	–	–	–	–	–	--	–	<0.5	–	–	420	–	<20
MW-31-060	05/08/24	N	–	–	–	–	–	--	–	<0.5	–	–	220	–	3.64
MW-31-060	04/12/24	N	–	–	–	–	–	--	–	<0.5	–	–	270	–	<1
MW-31-060	03/13/24	N	–	–	–	–	–	--	–	<0.5	–	–	340	–	2
MW-31-060	02/08/24	N	–	–	–	–	–	--	–	1.5	–	–	44	–	6.2
MW-31-060	01/09/24	N	–	–	–	–	–	--	–	<0.5	–	–	470	–	1.4
MW-31-060	12/13/23	N	–	–	–	–	–	--	–	<0.5	–	–	330	–	3.2
MW-31-060	11/10/23	N	–	–	–	–	–	--	–	<0.5	–	–	290	–	7.5
MW-31-060	10/12/23	N	–	–	–	–	–	--	–	<0.5	–	–	300	–	2.1
MW-31-060	09/14/23	N	–	–	–	–	–	--	–	<0.5	–	–	270	–	0.78
MW-31-060	08/11/23	N	–	–	–	–	–	--	–	0.58	–	–	330	–	0.39
MW-31-060	07/21/23	N	–	–	–	–	–	--	–	<0.5	–	–	300	–	1.8
MW-31-060	06/14/23	N	–	–	–	–	–	--	–	<0.5	–	–	190 J	–	130
MW-31-060	05/12/23	N	–	–	–	–	–	--	–	<0.5	–	–	160	–	3.4 J
MW-31-060	04/04/23	N	–	–	–	–	–	--	–	<0.5	–	–	100	–	3.6
MW-31-060	03/09/23	N	–	–	–	–	–	--	–	<0.5	–	–	230	–	11
MW-31-060	02/08/23	N	–	–	–	<0.2	–	--	–	<0.5	<5	–	460	–	2
MW-31-060	01/10/23	N	–	–	–	–	–	--	–	<0.5	–	–	410	–	40
MW-31-060	12/07/22	N	–	–	–	–	–	--	–	<0.5	–	–	490	–	<1
MW-31-060	11/09/22	N	–	–	–	0.75 J	–	--	–	<0.5	<5	–	420	–	<1
MW-31-060	10/12/22	N	–	–	–	–	–	--	–	<0.5	–	–	520	–	<50
MW-31-060	09/14/22	N	–	–	–	–	–	--	–	<0.5	–	–	570	–	<1
MW-31-060	08/10/22	N	–	–	–	0.6	–	--	–	<0.5	<5	–	540	–	<1
MW-31-060	07/13/22	N	–	–	–	–	–	--	–	<0.5	–	–	560	–	<1
MW-31-060	06/13/22	N	–	–	–	<0.2	–	--	–	2.6	<25	–	570	–	<50
MW-31-060	05/20/22	N	–	–	–	–	–	--	–	<0.5	–	–	560	–	<1
MW-31-060	04/12/22	N	–	–	–	–	–	--	–	<0.5	–	–	540	–	<20

Appendix B
January 2020 to June 2026 Analytical Results
Second Quarter 2026 Quarterly Progress Report
Pacific Gas and Electric Company, Topock Compressor Station, Needles, California

Monitoring Well ID	Sample Date	Sample Type	Dissolved Vanadium (µg/L)	Dissolved Zinc (µg/L)	Alkalinity (mg/L)	Ammonia (as Nitrogen) (mg/L)	Bromide (mg/L)	Chloride (mg/L)	Fluoride (mg/L)	Nitrate (as Nitrogen) (mg/L)	Nitrite (as Nitrogen) (mg/L)	Nitrate/ Nitrite as N (mg/L)	Sulfate (mg/L)	Total Dissolved Solids (mg/L)	Total Organic Carbon (mg/L)
MW-31-060	03/04/22	N	–	–	–	0.25	–	--	–	4.4	–	–	430	–	<20
MW-31-060	02/01/22	N	–	–	–	–	–	--	–	<0.25	–	–	48	–	<25
MW-31-060	12/16/21	N	–	–	–	<0.2	–	--	–	–	<2.5	3.6	210	–	<1
MW-31-060	04/30/21	N	–	–	–	–	–	--	–	–	–	–	–	–	--
MW-31-060	12/07/20	N	–	–	99	–	<2.5	790	–	–	–	4.1	220	1,700	–
MW-31-060	06/24/20	N	–	–	–	–	–	--	–	–	–	–	–	–	--
MW-31-060	04/14/26	FD	–	–	–	–	–	--	–	<0.5	–	–	200	–	<1
MW-31-060	11/11/25	FD	–	–	–	–	–	--	–	<0.5	–	–	220	–	1.6
MW-31-060	09/11/25	FD	–	–	–	–	–	--	–	<0.5	–	–	340	–	<1
MW-31-060	07/14/25	FD	–	–	–	–	–	--	–	<0.5	–	–	400	–	<1
MW-31-060	04/09/25	FD	–	–	–	–	–	--	–	<0.5	–	–	160	–	61
MW-31-060	11/11/24	FD	–	–	–	–	–	--	–	<0.5	–	–	270	–	3.5
MW-31-060	08/06/24	FD	–	–	–	–	–	--	–	<0.5	–	–	420	–	3.1
MW-31-060	07/16/24	FD	–	–	–	–	–	--	–	<0.5	–	–	220	–	10
MW-31-060	11/09/22	FD	–	–	–	0.47 J	–	--	–	<0.5	<5	–	440	–	<1
MW-31-060	12/16/21	FD	–	–	–	<0.2	–	--	–	–	<2.5	3.6	210	–	<1
MW-31-135	06/09/26	N	–	–	–	–	–	--	–	<0.5	–	–	380	–	<1
MW-31-135	05/12/26	N	–	–	–	–	–	--	–	<0.5	–	–	400	–	<1
MW-31-135	04/14/26	N	–	–	–	–	–	--	–	<0.5	–	–	380	–	<1
MW-31-135	03/10/26	N	–	–	–	–	–	--	–	1.5	–	–	680	–	<1
MW-31-135	02/10/26	N	–	–	–	–	–	--	–	1	–	–	490	–	<1
MW-31-135	01/12/26	N	–	–	–	–	–	--	–	1.4	–	–	530	–	<1
MW-31-135	12/09/25	N	–	–	–	–	–	--	–	0.99	–	–	270	–	<1
MW-31-135	11/11/25	N	–	–	–	–	–	--	–	<0.05	–	–	370	–	<1
MW-31-135	10/20/25	N	–	–	–	–	–	--	–	<0.05	–	–	390	–	<1
MW-31-135	09/08/25	N	–	–	–	–	–	--	–	<0.25	–	–	370	–	<1
MW-31-135	08/13/25	N	–	–	–	–	–	--	–	<0.5	–	–	350	–	<1
MW-31-135	07/14/25	N	–	–	–	–	–	--	–	<0.5	–	–	370	–	<1
MW-31-135	06/09/25	N	–	–	–	–	–	--	–	<0.5	–	–	380	–	<1
MW-31-135	05/07/25	N	–	–	–	–	–	--	–	<0.5	–	–	420	–	<1
MW-31-135	04/09/25	N	–	–	–	–	–	--	–	<0.5	–	–	400	–	<1
MW-31-135	03/10/25	N	–	–	–	–	–	--	–	<0.5	–	–	400	–	<1
MW-31-135	02/13/25	N	–	–	–	–	–	--	–	<0.5	–	–	430	–	<1
MW-31-135	01/15/25	N	–	–	–	–	–	--	–	<0.5	–	–	420	–	1.7
MW-31-135	12/11/24	N	–	–	–	–	–	--	–	<0.5	–	–	400	–	<1
MW-31-135	11/11/24	N	–	–	–	–	–	--	–	<0.5	–	–	440	–	1.7
MW-31-135	10/08/24	N	–	–	–	–	–	--	–	<0.5	–	–	410	–	2.9
MW-31-135	09/10/24	N	–	–	–	–	–	--	–	<0.5	–	–	410	–	2.9
MW-31-135	08/06/24	N	–	–	–	–	–	--	–	<0.5	–	–	420	–	3.1
MW-31-135	07/16/24	N	–	–	–	–	–	--	–	<0.5	–	–	410	–	2.8
MW-31-135	06/13/24	N	–	–	–	–	–	--	–	<0.5	–	–	420	–	<1
MW-31-135	05/08/24	N	–	–	–	–	–	--	–	<0.5	–	–	430	–	<1
MW-31-135	04/12/24	N	–	–	–	–	–	--	–	1.2	–	–	450	–	2.9
MW-31-135	03/13/24	N	–	–	–	–	–	--	–	<0.5	–	–	410	–	<1
MW-31-135	02/08/24	N	–	–	–	–	–	--	–	<0.5	–	–	420	–	2.6
MW-31-135	01/09/24	N	–	–	–	–	–	--	–	<0.5	–	–	460	–	3
MW-31-135	12/13/23	N	–	–	–	–	–	--	–	<0.5	–	–	400	–	1.5
MW-31-135	11/10/23	N	–	–	–	–	–	--	–	<0.5	–	–	440	–	<1
MW-31-135	10/12/23	N	–	–	–	–	–	--	–	<0.5	–	–	470	–	0.53
MW-31-135	09/14/23	N	–	–	–	–	–	--	–	0.54	–	–	470	–	0.37
MW-31-135	08/11/23	N	–	–	–	–	–	--	–	0.89	–	–	650	–	0.33

Appendix B
January 2020 to June 2026 Analytical Results
Second Quarter 2026 Quarterly Progress Report
Pacific Gas and Electric Company, Topock Compressor Station, Needles, California

Monitoring Well ID	Sample Date	Sample Type	Dissolved Vanadium (µg/L)	Dissolved Zinc (µg/L)	Alkalinity (mg/L)	Ammonia (as Nitrogen) (mg/L)	Bromide (mg/L)	Chloride (mg/L)	Fluoride (mg/L)	Nitrate (as Nitrogen) (mg/L)	Nitrite (as Nitrogen) (mg/L)	Nitrate/ Nitrite as N (mg/L)	Sulfate (mg/L)	Total Dissolved Solids (mg/L)	Total Organic Carbon (mg/L)
MW-31-135	07/21/23	N	–	–	–	–	–	--	–	0.75	–	–	590	–	<1
MW-31-135	06/14/23	N	–	–	–	–	–	--	–	<0.5	–	–	510 J	–	<1
MW-31-135	05/12/23	N	–	–	–	–	–	--	–	<0.5	–	–	540	–	1 J
MW-31-135	04/04/23	N	–	–	–	–	–	--	–	<0.5	–	–	550	–	1.1
MW-31-135	03/09/23	N	–	–	–	–	–	--	–	<0.5	–	–	570	–	1.2
MW-31-135	02/08/23	N	–	–	–	<0.2	–	--	–	0.78	<5	–	580	–	<1
MW-31-135	01/10/23	N	–	–	–	–	–	--	–	<0.5	–	–	560	–	<1
MW-31-135	12/07/22	N	–	–	–	–	–	--	–	0.7	–	–	580	–	1.1
MW-31-135	11/09/22	N	–	–	–	<0.43 J	–	--	–	<0.5	<5	–	530	–	<1
MW-31-135	10/12/22	N	–	–	–	–	–	--	–	0.79	–	–	640	–	<1
MW-31-135	09/14/22	N	–	–	–	–	–	--	–	1.3	–	–	660	–	<1
MW-31-135	08/10/22	N	–	–	–	<0.2	–	--	–	1.5	<5	–	690	–	<1
MW-31-135	07/13/22	N	–	–	–	–	–	--	–	1.1	–	–	670	–	<1
MW-31-135	06/13/22	N	–	–	–	<0.2	–	--	–	1.4	<5	–	700	–	<1
MW-31-135	05/20/22	N	–	–	–	–	–	--	–	1.5	–	–	720	–	<50
MW-31-135	04/12/22	N	–	–	–	–	–	--	–	1.9	–	–	740	–	<1
MW-31-135	03/07/22	N	–	–	–	<0.2	–	--	–	1.6	–	–	720	–	<1
MW-31-135	02/01/22	N	–	–	–	–	–	--	–	1.4	–	–	570	–	<1
MW-31-135	12/16/21	N	–	–	–	<0.2	–	--	–	–	<5	1.2	500	–	<1
MW-31-135	12/07/20	N	–	–	35	–	<2.5	3,900	–	–	–	–	500	7,900	–
MW-31-135	05/12/26	FD	–	–	–	–	–	--	–	<0.5	–	–	400	–	<1
MW-31-135	05/07/25	FD	–	–	–	–	–	--	–	<0.5	–	–	410	–	<1
MW-31-135	02/13/25	FD	–	–	–	–	–	--	–	<0.5	–	–	430	–	<1
MW-31-135	05/08/24	FD	–	–	–	–	–	--	–	<0.5	–	–	440	–	<1
MW-31-135	02/08/24	FD	–	–	–	–	–	--	–	<0.5	–	–	420	–	2.9
MW-31-135	10/12/23	FD	–	–	–	–	–	--	–	<0.5	–	–	490	–	0.54
MW-31-135	09/14/23	FD	–	–	–	–	–	--	–	0.52	–	–	470	–	0.4
MW-31-135	08/11/23	FD	–	–	–	–	–	--	–	0.86	–	–	640	–	0.36
MW-31-135	07/21/23	FD	–	–	–	–	–	--	–	0.75	–	–	590	–	<1
MW-31-135	02/08/23	FD	–	–	–	<0.2	–	--	–	0.62	<5	–	580	–	<1
MW-31-135	01/10/23	FD	–	–	–	–	–	--	–	<0.5	–	–	560	–	<1
MW-31-135	03/07/22	FD	–	–	–	<0.2	–	--	–	1.6	–	–	720	–	<1
MW-32-020	06/16/26	N	–	–	–	–	–	--	–	<0.5	–	–	–	–	42
MW-32-020	02/19/26	N	–	–	–	–	–	--	–	<0.5	–	–	–	–	39 J
MW-32-020	11/19/25	N	–	–	–	–	–	--	–	<0.25	–	–	–	–	40
MW-32-020	08/21/25	N	–	–	–	–	–	--	–	<0.5	–	–	–	–	43
MW-32-020	05/22/25	N	–	–	–	–	–	--	–	<0.5	–	–	–	–	37
MW-32-020	02/27/25	N	–	–	–	–	–	--	–	<0.5	–	–	–	–	31
MW-32-020	11/14/24	N	–	–	–	–	–	--	–	<0.5	–	–	–	–	63
MW-32-020	08/14/24	N	–	–	–	–	–	--	–	<0.5	–	–	–	–	56
MW-32-020	05/10/24	N	–	–	–	–	–	--	–	<0.5	–	–	–	–	5.2
MW-32-020	02/22/24	N	–	–	–	–	–	--	–	<0.5	–	–	–	–	55
MW-32-020	11/14/23	N	–	–	–	–	–	--	–	<0.5	–	–	–	–	53
MW-32-020	08/16/23	N	–	–	–	–	–	--	–	<0.5	–	–	–	–	57 J
MW-32-020	05/23/23	N	–	–	–	–	–	--	–	<0.5	–	–	–	–	50
MW-32-020	02/14/23	N	–	–	–	–	–	--	–	<0.5	–	–	–	–	6.9
MW-32-020	11/10/22	N	–	–	–	–	–	--	–	<0.5	–	–	–	–	3.7
MW-32-020	08/19/22	N	–	–	–	–	–	--	–	<0.5	–	–	–	–	8.2
MW-32-020	05/04/22	N	–	–	–	–	–	--	–	<0.5	–	–	–	–	2.8
MW-32-020	03/04/22	N	–	–	–	–	–	--	–	<0.5	–	–	–	–	4.4
MW-32-020	11/30/21	N	–	–	–	–	–	--	–	–	–	<0.1	–	–	4.4

Appendix B
January 2020 to June 2026 Analytical Results
Second Quarter 2026 Quarterly Progress Report
Pacific Gas and Electric Company, Topock Compressor Station, Needles, California

Monitoring Well ID	Sample Date	Sample Type	Dissolved Vanadium (µg/L)	Dissolved Zinc (µg/L)	Alkalinity (mg/L)	Ammonia (as Nitrogen) (mg/L)	Bromide (mg/L)	Chloride (mg/L)	Fluoride (mg/L)	Nitrate (as Nitrogen) (mg/L)	Nitrite (as Nitrogen) (mg/L)	Nitrate/ Nitrite as N (mg/L)	Sulfate (mg/L)	Total Dissolved Solids (mg/L)	Total Organic Carbon (mg/L)
MW-32-020	12/07/20	N	–	–	1,400	–	<5	5,800	–	–	–	–	3,800	16,000	–
MW-32-020	05/23/23	FD	–	–	–	–	–	--	–	<0.5	–	–	–	–	47
MW-32-035	06/16/26	N	–	–	–	–	–	--	–	<0.5	–	–	–	–	6
MW-32-035	02/19/26	N	–	–	–	–	–	--	–	<0.5	–	–	–	–	16
MW-32-035	11/19/25	N	–	–	–	–	–	--	–	<0.25	–	–	–	–	15
MW-32-035	08/21/25	N	–	–	–	–	–	--	–	<0.5	–	–	–	–	16
MW-32-035	05/22/25	N	–	–	–	–	–	--	–	<0.5	–	–	–	–	6.9
MW-32-035	02/27/25	N	–	–	–	–	–	--	–	<0.5	–	–	–	–	14
MW-32-035	11/14/24	N	–	–	–	–	–	--	–	<0.5	–	–	–	–	35
MW-32-035	08/14/24	N	–	–	–	–	–	--	–	<0.5	–	–	–	–	21
MW-32-035	05/10/24	N	–	–	–	–	–	--	–	<0.5	–	–	–	–	12
MW-32-035	02/22/24	N	–	–	–	–	–	--	–	<0.5	–	–	–	–	21
MW-32-035	11/14/23	N	–	–	–	–	–	--	–	<0.5	–	–	–	–	17
MW-32-035	08/16/23	N	–	–	–	–	–	--	–	<0.5	–	–	–	–	17 J
MW-32-035	05/23/23	N	–	–	–	–	–	--	–	<0.5	–	<0.1	–	–	2.7
MW-32-035	02/14/23	N	–	–	–	–	–	--	–	<0.5	–	<0.1	–	–	1.7
MW-32-035	11/10/22	N	–	–	–	–	–	--	–	<0.5	–	0.02 J	–	–	1.8
MW-32-035	08/19/22	N	–	–	–	–	–	--	–	<0.5	–	<0.1	–	–	1.8
MW-32-035	05/04/22	N	–	–	–	–	–	--	–	<0.5	–	<0.1	–	–	1.7
MW-32-035	03/04/22	N	–	–	–	–	–	--	–	<0.5	–	–	–	–	1.9
MW-32-035	11/30/21	N	–	–	–	–	–	--	–	–	–	<0.1	–	–	1.9
MW-32-035	04/27/21	N	–	–	–	–	–	--	–	–	–	–	–	–	--
MW-32-035	12/07/20	N	–	–	720	–	<5	2,000	–	–	–	<0.1	840	5,200	–
MW-32-035	06/18/20	N	–	–	–	–	–	--	–	–	–	–	–	–	--
MW-32-035	11/14/23	FD	–	–	–	–	–	--	–	<0.5	–	–	–	–	27
MW-32-035	05/04/22	FD	–	–	–	–	–	--	–	<0.5	–	<0.1	–	–	1.7
MW-32-035	12/07/20	FD	–	–	730	–	<5	2,000	–	–	–	<0.1	850	5,300	–
MW-33-040	05/28/26	N	–	–	–	–	–	--	–	–	–	–	–	–	--
MW-33-040	02/16/26	N	–	–	–	–	–	--	–	–	–	–	–	–	--
MW-33-040	11/20/25	N	–	–	–	–	–	--	–	0.28	–	–	–	–	–
MW-33-040	08/28/25	N	–	–	–	–	–	--	–	–	–	–	–	–	--
MW-33-040	05/29/25	N	–	–	–	–	–	--	–	–	–	–	–	–	--
MW-33-040	02/26/25	N	–	–	–	–	–	--	–	–	–	–	–	–	--
MW-33-040	11/14/24	N	–	–	–	–	–	--	–	<0.25	–	–	–	–	–
MW-33-040	08/21/24	N	–	–	–	–	–	--	–	–	–	–	–	–	--
MW-33-040	05/13/24	N	–	–	–	–	–	--	–	–	–	–	–	–	--
MW-33-040	02/21/24	N	–	–	–	–	–	--	–	–	–	–	–	–	--
MW-33-040	11/15/23	N	–	–	–	–	–	--	–	0.29	–	–	–	–	–
MW-33-040	08/23/23	N	–	–	–	–	–	--	–	–	–	–	–	–	--
MW-33-040	05/24/23	N	–	–	–	–	–	--	–	–	–	–	–	–	--
MW-33-040	02/14/23	N	–	–	–	–	–	--	–	–	–	–	–	–	--
MW-33-040	11/17/22	N	–	–	–	–	–	--	–	0.38	–	0.45	–	–	–
MW-33-040	08/24/22	N	–	–	–	–	–	--	–	–	–	–	–	–	--
MW-33-040	06/09/22	N	–	–	–	–	–	--	–	–	–	–	–	–	--
MW-33-040	03/03/22	N	–	–	–	–	–	--	–	–	–	–	–	–	--
MW-33-040	11/30/21	N	–	–	–	–	–	--	–	–	–	0.35	–	–	–
MW-33-040	04/29/21	N	–	–	–	–	–	--	–	–	–	<0.05	–	–	–
MW-33-040	12/02/20	N	–	–	570	–	<2.5	5,500	17	–	–	0.41	2,700	14,000	–
MW-33-040	06/17/20	N	–	–	–	–	–	--	–	–	–	0.077	–	–	–
MW-33-090	05/28/26	N	–	–	–	–	–	--	–	–	–	–	–	–	--
MW-33-090	02/16/26	N	–	–	–	–	–	--	–	–	–	–	–	–	--

Appendix B
January 2020 to June 2026 Analytical Results
Second Quarter 2026 Quarterly Progress Report
Pacific Gas and Electric Company, Topock Compressor Station, Needles, California

Monitoring Well ID	Sample Date	Sample Type	Dissolved Vanadium (µg/L)	Dissolved Zinc (µg/L)	Alkalinity (mg/L)	Ammonia (as Nitrogen) (mg/L)	Bromide (mg/L)	Chloride (mg/L)	Fluoride (mg/L)	Nitrate (as Nitrogen) (mg/L)	Nitrite (as Nitrogen) (mg/L)	Nitrate/ Nitrite as N (mg/L)	Sulfate (mg/L)	Total Dissolved Solids (mg/L)	Total Organic Carbon (mg/L)
MW-33-090	11/20/25	N	–	–	–	–	–	--	–	<0.25	–	–	–	–	–
MW-33-090	08/28/25	N	–	–	–	–	–	--	–	–	–	–	–	–	--
MW-33-090	05/29/25	N	–	–	–	–	–	--	–	–	–	–	–	–	--
MW-33-090	02/26/25	N	–	–	–	–	–	--	–	–	–	–	–	–	--
MW-33-090	11/14/24	N	–	–	–	–	–	--	–	<0.5	–	–	–	–	–
MW-33-090	08/21/24	N	–	–	–	–	–	--	–	–	–	–	–	–	--
MW-33-090	05/13/24	N	–	–	–	–	–	--	–	–	–	–	–	–	--
MW-33-090	02/21/24	N	–	–	–	–	–	--	–	–	–	–	–	–	--
MW-33-090	11/15/23	N	–	–	–	–	–	--	–	<0.5	–	–	–	–	–
MW-33-090	08/23/23	N	–	–	–	–	–	--	–	–	–	–	–	–	--
MW-33-090	05/24/23	N	–	–	–	–	–	--	–	–	–	–	–	–	--
MW-33-090	02/14/23	N	–	–	–	–	–	--	–	–	–	–	–	–	--
MW-33-090	11/17/22	N	–	–	–	–	–	--	–	0.98	–	1.12	–	–	–
MW-33-090	08/24/22	N	–	–	–	–	–	--	–	–	–	–	–	–	--
MW-33-090	06/09/22	N	–	–	–	–	–	--	–	–	–	–	–	–	--
MW-33-090	03/03/22	N	–	–	–	–	–	--	–	–	–	–	–	–	--
MW-33-090	11/30/21	N	–	–	–	–	–	--	–	–	–	1.1	–	–	–
MW-33-090	04/29/21	N	–	–	–	–	–	--	–	–	–	1.1	–	–	–
MW-33-090	12/02/20	N	–	–	150	–	<2.5	2,900	2.5	–	–	0.99	670	6,400	–
MW-33-090	06/17/20	N	–	–	–	–	–	--	–	–	–	1.1	–	–	–
MW-33-090	02/16/26	FD	–	–	–	–	–	--	–	–	–	–	–	–	--
MW-33-090	08/28/25	FD	–	–	–	–	–	--	–	–	–	–	–	–	--
MW-33-090	08/24/22	FD	–	–	–	–	–	--	–	–	–	–	–	–	--
MW-33-090	11/30/21	FD	–	–	–	–	–	--	–	–	–	1	–	–	–
MW-33-150	05/28/26	N	–	–	–	–	–	--	–	–	–	–	–	–	--
MW-33-150	02/16/26	N	–	–	–	–	–	--	–	–	–	–	–	–	--
MW-33-150	11/20/25	N	–	–	–	–	–	--	–	1.5	–	–	–	–	--
MW-33-150	08/28/25	N	–	–	–	–	–	--	–	–	–	–	–	–	--
MW-33-150	05/29/25	N	–	–	–	–	–	--	–	–	–	–	–	–	--
MW-33-150	02/26/25	N	–	–	–	–	–	--	–	–	–	–	–	–	--
MW-33-150	11/14/24	N	–	–	–	–	–	--	–	1.6	–	–	–	–	--
MW-33-150	08/21/24	N	–	–	–	–	–	--	–	–	–	–	–	–	--
MW-33-150	05/13/24	N	–	–	–	–	–	--	–	–	–	–	–	–	--
MW-33-150	02/21/24	N	–	–	–	–	–	--	–	–	–	–	–	–	--
MW-33-150	11/15/23	N	–	–	–	–	–	--	–	1.5	–	–	–	–	–
MW-33-150	08/23/23	N	–	–	–	–	–	--	–	–	–	–	–	–	--
MW-33-150	05/24/23	N	–	–	–	–	–	--	–	–	–	–	–	–	--
MW-33-150	02/14/23	N	–	–	–	–	–	--	–	–	–	–	–	–	--
MW-33-150	11/17/22	N	–	–	–	–	–	--	–	1.7	–	1.89	–	–	–
MW-33-150	08/24/22	N	–	–	–	–	–	--	–	–	–	–	–	–	--
MW-33-150	06/09/22	N	–	–	–	–	–	--	–	–	–	–	–	–	--
MW-33-150	03/03/22	N	–	–	–	–	–	--	–	–	–	–	–	–	--
MW-33-150	11/30/21	N	–	–	–	–	–	--	–	–	–	1.5	–	–	–
MW-33-150	04/29/21	N	–	–	–	–	–	--	–	–	–	1.6	–	–	–
MW-33-150	12/02/20	N	–	–	60	–	<2.5	5,100	2.2	–	–	1.4	840	11,000	–
MW-33-150	06/17/20	N	–	–	–	–	–	--	–	–	–	1.4	–	–	–
MW-33-210	05/28/26	N	–	–	–	–	–	--	–	–	–	–	–	–	--
MW-33-210	02/16/26	N	–	–	–	–	–	--	–	–	–	–	–	–	--
MW-33-210	11/20/25	N	–	–	–	–	–	--	–	–	–	–	–	–	--
MW-33-210	08/28/25	N	–	–	–	–	–	--	–	–	–	–	–	–	--
MW-33-210	05/29/25	N	–	–	–	–	–	--	–	–	–	–	–	–	--

Appendix B
January 2020 to June 2026 Analytical Results
Second Quarter 2026 Quarterly Progress Report
Pacific Gas and Electric Company, Topock Compressor Station, Needles, California

Monitoring Well ID	Sample Date	Sample Type	Dissolved Vanadium (µg/L)	Dissolved Zinc (µg/L)	Alkalinity (mg/L)	Ammonia (as Nitrogen) (mg/L)	Bromide (mg/L)	Chloride (mg/L)	Fluoride (mg/L)	Nitrate (as Nitrogen) (mg/L)	Nitrite (as Nitrogen) (mg/L)	Nitrate/ Nitrite as N (mg/L)	Sulfate (mg/L)	Total Dissolved Solids (mg/L)	Total Organic Carbon (mg/L)
MW-33-210	02/26/25	N	–	–	–	–	–	--	–	–	–	–	–	–	--
MW-33-210	11/14/24	N	–	–	–	–	–	--	–	–	–	–	–	–	--
MW-33-210	08/21/24	N	–	–	–	–	–	--	–	–	–	–	–	–	--
MW-33-210	05/13/24	N	–	–	–	–	–	--	–	–	–	–	–	–	--
MW-33-210	02/21/24	N	–	–	–	–	–	--	–	–	–	–	–	–	--
MW-33-210	11/15/23	N	–	–	–	–	–	--	–	–	–	–	–	–	--
MW-33-210	08/23/23	N	–	–	–	–	–	--	–	–	–	–	–	–	--
MW-33-210	05/24/23	N	–	–	–	–	–	--	–	–	–	–	–	–	--
MW-33-210	02/14/23	N	–	–	–	–	–	--	–	–	–	–	–	–	--
MW-33-210	11/17/22	N	–	–	–	–	–	--	–	–	–	–	–	–	--
MW-33-210	08/24/22	N	–	–	–	–	–	--	–	–	–	–	–	–	--
MW-33-210	06/09/22	N	–	–	–	–	–	--	–	–	–	–	–	–	--
MW-33-210	03/03/22	N	–	–	–	–	–	--	–	–	–	–	–	–	--
MW-33-210	11/30/21	N	–	–	–	–	–	--	–	–	–	–	–	–	--
MW-33-210	04/29/21	N	–	–	–	–	–	--	–	–	–	1.6	–	–	–
MW-33-210	12/02/20	N	–	–	58	–	<2.5	6,200	2.8	–	–	1.7	1,200	13,000	–
MW-33-210	06/17/20	N	–	–	–	–	–	--	–	–	–	1.7	–	–	–
MW-34-055	06/09/26	N	–	–	–	–	–	--	–	<0.25	–	–	–	–	–
MW-34-055	04/16/26	N	–	–	–	–	–	--	–	0.47	–	–	–	–	1.2
MW-34-055	01/27/26	N	–	–	–	–	–	--	–	<0.25	–	–	–	–	1.4
MW-34-055	11/12/25	N	–	–	–	–	–	--	–	<0.25	–	–	–	–	1.3
MW-34-055	09/10/25	N	–	–	–	–	–	--	–	<0.25	–	–	–	–	–
MW-34-055	08/12/25	N	–	–	–	–	–	--	–	0.57	–	–	–	–	1.5
MW-34-055	05/14/25	N	–	–	–	–	–	--	–	<0.25	–	–	–	–	1.4
MW-34-055	02/12/25	N	–	–	–	–	–	--	–	<0.25	–	–	–	–	5
MW-34-055	11/12/24	N	–	–	–	–	–	--	–	<0.25	–	–	–	–	2.4
MW-34-055	08/08/24	N	–	–	–	–	–	--	–	<0.25	–	–	–	–	3.2
MW-34-055	05/08/24	N	–	–	–	–	–	--	–	<0.25	–	–	–	–	1.43
MW-34-055	02/07/24	N	–	–	–	–	–	--	–	<0.25	–	–	–	–	3.4
MW-34-055	11/08/23	N	–	–	–	–	–	--	–	<0.25	–	0.13	–	–	1.8
MW-34-055	08/23/23	N	–	–	–	–	–	--	–	<0.25	–	–	–	–	1.5 J
MW-34-055	05/10/23	N	–	–	–	–	–	--	–	<0.25	–	<0.1	–	–	2.3 J
MW-34-055	02/22/23	N	–	–	–	–	–	--	–	0.38	–	0.35	–	–	<1
MW-34-055	11/09/22	N	–	–	–	–	–	--	–	R	–	<0.05	–	–	<1
MW-34-055	08/23/22	N	–	–	–	–	–	--	–	<0.25	–	<0.1	–	–	1.1
MW-34-055	05/05/22	N	–	–	–	–	–	--	–	<0.25	–	<0.1	–	–	<1
MW-34-055	03/10/22	N	–	–	–	–	–	--	–	<0.1	–	–	–	–	<1
MW-34-055	12/01/21	N	–	–	–	–	–	--	–	–	–	<0.1	–	–	<1
MW-34-055	11/19/21	N	–	–	–	–	–	--	–	–	–	–	–	–	--
MW-34-055	11/02/21	N	–	–	–	–	–	--	–	–	–	–	–	–	--
MW-34-055	10/20/21	N	–	–	–	–	–	--	–	–	–	–	–	–	--
MW-34-055	10/06/21	N	–	–	–	–	–	--	–	–	–	–	–	–	--
MW-34-055	09/22/21	N	–	–	–	–	–	--	–	–	–	–	–	–	--
MW-34-055	09/08/21	N	–	–	–	–	–	--	–	–	–	–	–	–	--
MW-34-055	08/26/21	N	–	–	–	–	–	--	–	–	–	–	–	–	--
MW-34-055	08/10/21	N	–	–	–	–	–	--	–	–	–	–	–	–	--
MW-34-055	07/26/21	N	–	–	–	–	–	--	–	–	–	–	–	–	--
MW-34-055	07/12/21	N	–	–	–	–	–	--	–	–	–	–	–	–	--
MW-34-055	06/30/21	N	–	–	–	–	–	--	–	–	–	–	–	–	--
MW-34-055	12/03/20	N	–	–	160	–	<1	82	–	–	–	<0.1	210	580	–
MW-34-055	12/03/20	FD	–	–	150	–	<1	84	–	–	–	<0.1	210	580	–

Appendix B
January 2020 to June 2026 Analytical Results
Second Quarter 2026 Quarterly Progress Report
Pacific Gas and Electric Company, Topock Compressor Station, Needles, California

Monitoring Well ID	Sample Date	Sample Type	Dissolved Vanadium (µg/L)	Dissolved Zinc (µg/L)	Alkalinity (mg/L)	Ammonia (as Nitrogen) (mg/L)	Bromide (mg/L)	Chloride (mg/L)	Fluoride (mg/L)	Nitrate (as Nitrogen) (mg/L)	Nitrite (as Nitrogen) (mg/L)	Nitrate/ Nitrite as N (mg/L)	Sulfate (mg/L)	Total Dissolved Solids (mg/L)	Total Organic Carbon (mg/L)
MW-34-080	04/16/26	N	–	–	–	–	–	--	–	0.25	–	–	–	–	<1
MW-34-080	01/27/26	N	–	–	–	–	–	--	–	<0.25	–	–	–	–	1
MW-34-080	11/12/25	N	–	–	–	–	–	--	–	<0.25	–	–	–	–	<1
MW-34-080	08/12/25	N	–	–	–	–	–	--	–	<0.5	–	–	–	–	<1
MW-34-080	05/14/25	N	–	–	–	–	–	--	–	<0.5	–	–	–	–	1
MW-34-080	02/12/25	N	–	–	–	–	–	--	–	<0.5	–	–	660	–	5.3
MW-34-080	01/15/25	N	–	–	–	–	–	--	–	<0.5	–	–	670	–	<1
MW-34-080	12/12/24	N	–	–	–	–	–	--	–	<0.5	–	–	580	–	0.419 J
MW-34-080	11/12/24	N	–	–	–	–	–	--	–	<0.5	–	–	390	–	3.5
MW-34-080	10/10/24	N	–	–	–	–	–	--	–	<0.5	–	–	350	–	5.3
MW-34-080	09/12/24	N	–	–	–	–	–	--	–	<0.5	–	–	370	–	5.1
MW-34-080	08/08/24	N	–	–	–	–	–	--	–	<0.5	–	–	370	–	4.6 J
MW-34-080	07/18/24	N	–	–	–	–	–	--	–	<0.5	–	–	380	–	1.4
MW-34-080	06/11/24	N	–	–	–	–	–	--	–	<0.5	–	–	400	–	0.653 J
MW-34-080	05/08/24	N	–	–	–	–	–	--	–	<0.5	–	–	410	–	0.758 J
MW-34-080	04/10/24	N	–	–	–	–	–	--	–	<0.5	–	–	480	–	1.5
MW-34-080	03/12/24	N	–	–	–	–	–	--	–	<0.5	–	–	690	–	2.1
MW-34-080	02/07/24	N	–	–	–	–	–	--	–	<0.5	–	–	800	–	2.6
MW-34-080	01/10/24	N	–	–	–	–	–	--	–	<0.5	–	–	790	–	2.3
MW-34-080	12/12/23	N	–	–	–	–	–	--	–	<0.5	–	–	770	–	<1
MW-34-080	11/08/23	N	–	–	–	–	–	--	–	<0.5	–	–	750	–	1.3
MW-34-080	10/11/23	N	–	–	–	–	–	--	–	<0.5	–	–	730	–	1.2
MW-34-080	09/14/23	N	–	–	–	–	–	--	–	<0.5	–	–	600	–	1.2
MW-34-080	08/09/23	N	–	–	–	–	–	--	–	<0.5	–	–	590	–	2.9
MW-34-080	07/18/23	N	–	–	–	–	–	--	–	<0.5	–	–	570	–	2
MW-34-080	06/14/23	N	–	–	–	–	–	--	–	<0.5	–	–	590 J	–	1.4
MW-34-080	05/10/23	N	–	–	–	–	–	--	–	<0.5	–	–	650	–	2.2 J
MW-34-080	04/05/23	N	–	–	–	–	–	--	–	<0.5	–	–	750	–	1.7
MW-34-080	03/09/23	N	–	–	–	–	–	--	–	<0.5	–	–	720	–	<1
MW-34-080	02/08/23	N	–	–	–	–	–	--	–	<0.5	–	–	730	–	<1
MW-34-080	01/13/23	N	–	–	–	–	–	--	–	<0.5	–	–	730	–	<1
MW-34-080	12/07/22	N	–	–	–	–	–	--	–	<0.5	–	–	680	–	<1
MW-34-080	11/09/22	N	–	–	–	–	–	--	–	R	–	–	670	–	<1
MW-34-080	10/12/22	N	–	–	–	–	–	--	–	<0.5	–	–	640	–	<1
MW-34-080	09/15/22	N	–	–	–	–	–	--	–	<0.5	–	–	620	–	<1
MW-34-080	08/11/22	N	–	–	–	–	–	--	–	<0.5	–	–	540	–	<1
MW-34-080	07/14/22	N	–	–	–	–	–	--	–	<0.5	–	–	490	–	<1
MW-34-080	06/17/22	N	–	–	–	–	–	--	–	<0.25	–	–	490	–	<1
MW-34-080	05/05/22	N	–	–	–	–	–	--	–	<0.25	–	–	–	–	<20
MW-34-080	03/10/22	N	–	–	–	–	–	--	–	<0.25	–	–	–	–	<1
MW-34-080	12/01/21	N	–	–	–	–	–	--	–	–	–	<0.1	–	–	<1
MW-34-080	11/19/21	N	–	–	–	–	–	--	–	–	–	–	–	–	--
MW-34-080	11/02/21	N	–	–	–	–	–	--	–	–	–	–	–	–	--
MW-34-080	10/20/21	N	–	–	–	–	–	--	–	–	–	–	–	–	--
MW-34-080	10/06/21	N	–	–	–	–	–	--	–	–	–	–	–	–	--
MW-34-080	09/22/21	N	–	–	–	–	–	--	–	–	–	–	–	–	--
MW-34-080	09/08/21	N	–	–	–	–	–	--	–	–	–	–	–	–	--
MW-34-080	08/26/21	N	–	–	–	–	–	--	–	–	–	–	–	–	--
MW-34-080	08/10/21	N	–	–	–	–	–	--	–	–	–	–	–	–	--
MW-34-080	07/26/21	N	–	–	–	–	–	--	–	–	–	–	–	–	--
MW-34-080	07/12/21	N	–	–	–	–	–	--	–	–	–	–	–	–	--

Appendix B
January 2020 to June 2026 Analytical Results
Second Quarter 2026 Quarterly Progress Report
Pacific Gas and Electric Company, Topock Compressor Station, Needles, California

Monitoring Well ID	Sample Date	Sample Type	Dissolved Vanadium (µg/L)	Dissolved Zinc (µg/L)	Alkalinity (mg/L)	Ammonia (as Nitrogen) (mg/L)	Bromide (mg/L)	Chloride (mg/L)	Fluoride (mg/L)	Nitrate (as Nitrogen) (mg/L)	Nitrite (as Nitrogen) (mg/L)	Nitrate/ Nitrite as N (mg/L)	Sulfate (mg/L)	Total Dissolved Solids (mg/L)	Total Organic Carbon (mg/L)
MW-34-080	06/30/21	N	–	–	–	–	–	--	–	–	–	–	–	–	--
MW-34-080	04/28/21	N	–	–	–	–	–	--	–	–	–	<0.05	–	–	–
MW-34-080	12/03/20	N	–	–	310	–	<2.5	2,200	–	–	–	<0.1	580	4,900	–
MW-34-080	06/18/20	N	–	–	–	–	–	--	–	–	–	<0.05	–	–	–
MW-34-080	12/12/24	FD	–	–	–	–	–	--	–	<0.5	–	–	560	–	0.505 J
MW-34-080	08/08/24	FD	–	–	–	–	–	--	–	<0.5	–	–	360	–	9.8 J
MW-34-080	05/10/23	FD	–	–	–	–	–	--	–	<0.5	–	–	640	–	1.8 J
MW-34-080	03/09/23	FD	–	–	–	–	–	--	–	0.75	–	–	720	–	<1
MW-34-080	06/30/21	FD	–	–	–	–	–	--	–	–	–	–	–	–	--
MW-34-100	06/09/26	N	–	–	–	–	–	--	–	–	–	–	–	–	--
MW-34-100	05/13/26	N	–	–	–	–	–	--	–	<0.5	–	–	820	–	<1
MW-34-100	04/16/26	N	–	–	–	–	–	--	–	–	–	–	–	–	--
MW-34-100	03/12/26	N	–	–	–	–	–	--	–	–	–	–	–	–	--
MW-34-100	01/27/26	N	–	–	–	–	–	--	–	<0.5	–	–	1,100	–	1.5
MW-34-100	01/13/26	N	–	–	–	–	–	--	–	–	–	–	–	–	--
MW-34-100	12/09/25	N	–	–	–	–	–	--	–	–	–	–	–	–	--
MW-34-100	11/12/25	N	–	–	–	–	–	--	–	<0.5	–	–	1,100	–	1.4
MW-34-100	10/22/25	N	–	–	–	–	–	--	–	–	–	–	–	–	--
MW-34-100	09/10/25	N	–	–	–	–	–	--	–	–	–	–	–	–	--
MW-34-100	08/12/25	N	–	–	–	–	–	--	–	<0.5	–	–	1,000	–	1.3
MW-34-100	07/15/25	N	–	–	–	–	–	--	–	–	–	–	–	–	--
MW-34-100	06/12/25	N	–	–	–	–	–	--	–	–	–	–	–	–	--
MW-34-100	05/08/25	N	–	–	–	–	–	--	–	<0.5	–	–	880	–	1.3
MW-34-100	04/09/25	N	–	–	–	–	–	--	–	<0.5	–	–	950	–	2
MW-34-100	03/12/25	N	–	–	–	–	–	--	–	<0.5	–	–	1,000	–	1.7
MW-34-100	02/12/25	N	–	–	–	–	–	--	–	<0.5	–	–	1,100	–	2
MW-34-100	01/15/25	N	–	–	–	–	–	--	–	<0.5	–	–	1,100	–	3.1
MW-34-100	12/12/24	N	–	–	–	–	–	--	–	<0.5	–	–	2,300	–	0.362 J
MW-34-100	11/12/24	N	–	–	–	–	–	--	–	<0.5	–	–	1,200	–	3
MW-34-100	10/10/24	N	–	–	–	–	–	--	–	<0.5	–	–	1,100	–	2.7
MW-34-100	09/12/24	N	–	–	–	–	–	--	–	<0.5	–	–	1,100	–	3.8
MW-34-100	08/08/24	N	–	–	–	–	–	--	–	<0.5	–	–	1,100	–	3.9
MW-34-100	07/18/24	N	–	–	–	–	–	--	–	<0.5	–	–	1,100	–	4.3
MW-34-100	06/11/24	N	–	–	–	–	–	--	–	<0.5	–	–	1,000	–	0.34 J
MW-34-100	05/08/24	N	–	–	–	–	–	--	–	<0.5	–	–	220	–	0.384 J
MW-34-100	04/10/24	N	–	–	–	–	–	--	–	<0.5	–	–	1,000	–	3.6
MW-34-100	03/12/24	N	–	–	–	–	–	--	–	<0.5	–	–	980	–	1.7
MW-34-100	02/07/24	N	–	–	–	–	–	--	–	<0.5	–	–	1,100	–	2.4
MW-34-100	12/12/23	N	–	–	–	–	–	--	–	<0.25	–	–	1,100	–	3.4
MW-34-100	11/08/23	N	–	–	–	–	–	--	–	<0.25	–	–	–	–	1.7
MW-34-100	08/23/23	N	–	–	–	–	–	--	–	<0.25	–	–	–	–	1.8 J
MW-34-100	05/10/23	N	–	–	–	–	–	--	–	<0.25	–	<0.1	–	–	2.1 J
MW-34-100	02/22/23	N	–	–	–	–	–	--	–	<0.25	–	<0.1	–	–	<1
MW-34-100	11/09/22	N	–	–	–	–	–	--	–	R	–	<0.05	–	–	<1
MW-34-100	08/23/22	N	–	–	–	–	–	--	–	<0.25	–	<0.1	–	–	<1
MW-34-100	05/05/22	N	–	–	–	–	–	--	–	<0.25	–	<0.1	–	–	<1
MW-34-100	03/10/22	N	–	–	–	–	–	--	–	<0.1	–	–	–	–	<1
MW-34-100	12/01/21	N	–	–	–	–	–	--	–	–	–	<0.1	–	–	<1
MW-34-100	11/19/21	N	–	–	–	–	–	--	–	–	–	–	–	–	--
MW-34-100	11/02/21	N	–	–	–	–	–	--	–	–	–	–	–	–	--
MW-34-100	10/20/21	N	–	–	–	–	–	--	–	–	–	–	–	–	--

Appendix B
January 2020 to June 2026 Analytical Results
Second Quarter 2026 Quarterly Progress Report
Pacific Gas and Electric Company, Topock Compressor Station, Needles, California

Monitoring Well ID	Sample Date	Sample Type	Dissolved Vanadium (µg/L)	Dissolved Zinc (µg/L)	Alkalinity (mg/L)	Ammonia (as Nitrogen) (mg/L)	Bromide (mg/L)	Chloride (mg/L)	Fluoride (mg/L)	Nitrate (as Nitrogen) (mg/L)	Nitrite (as Nitrogen) (mg/L)	Nitrate/ Nitrite as N (mg/L)	Sulfate (mg/L)	Total Dissolved Solids (mg/L)	Total Organic Carbon (mg/L)
MW-34-100	10/06/21	N	–	–	–	–	–	--	–	–	–	–	–	–	--
MW-34-100	09/22/21	N	–	–	–	–	–	--	–	–	–	–	–	–	--
MW-34-100	09/08/21	N	–	–	–	–	–	--	–	–	–	–	–	–	--
MW-34-100	08/26/21	N	–	–	–	–	–	--	–	–	–	<0.1	–	–	–
MW-34-100	08/10/21	N	–	–	–	–	–	--	–	–	–	–	–	–	--
MW-34-100	07/26/21	N	–	–	–	–	–	--	–	–	–	–	–	–	--
MW-34-100	07/12/21	N	–	–	–	–	–	--	–	–	–	–	–	–	--
MW-34-100	06/30/21	N	–	–	–	–	–	--	–	–	–	–	–	–	--
MW-34-100	04/28/21	N	–	–	–	–	–	--	–	–	–	<0.05	–	–	–
MW-34-100	02/25/21	N	–	–	–	–	–	--	–	–	–	<0.05	–	–	–
MW-34-100	12/03/20	N	–	–	200	–	<1	3,000	–	–	–	<0.1	870	6,200	–
MW-34-100	10/01/20	N	–	–	–	–	–	--	–	–	–	<0.05	–	–	–
MW-34-100	06/18/20	N	–	–	–	–	–	--	–	–	–	0.18	–	–	–
MW-34-100	02/20/20	N	–	–	–	–	–	--	–	–	–	<0.05	–	–	–
MW-34-100	11/12/25	FD	–	–	–	–	–	--	–	<0.25	–	–	1,100	–	1.5
MW-34-100	10/22/25	FD	–	–	–	–	–	--	–	–	–	–	–	–	--
MW-34-100	11/12/24	FD	–	–	–	–	–	--	–	<0.5	–	–	1,200	–	3.1
MW-34-100	06/11/24	FD	–	–	–	–	–	--	–	<0.5	–	–	1,000	–	0.36 J
MW-34-100	11/08/23	FD	–	–	–	–	–	--	–	<0.25	–	–	–	–	1.8
MW-34-100	12/01/21	FD	–	–	–	–	–	--	–	–	–	<0.1	–	–	<1
MW-34-100	10/20/21	FD	–	–	–	–	–	--	–	–	–	–	–	–	--
MW-34-100	12/03/20	FD	–	–	210	–	<1	2,800	–	–	–	<0.1	840	6,100	–
MW-35-060	06/16/26	N	–	–	–	–	–	--	–	–	–	–	–	–	--
MW-35-060	02/19/26	N	–	–	–	–	–	--	–	–	–	–	–	–	--
MW-35-060	12/15/25	N	–	–	–	–	–	--	–	1.9	–	–	–	–	--
MW-35-060	08/28/25	N	–	–	–	–	–	--	–	–	–	–	–	–	--
MW-35-060	08/28/25	N	–	–	–	–	–	--	–	–	–	–	–	–	--
MW-35-060	05/20/25	N	–	–	–	–	–	--	–	–	–	–	–	–	--
MW-35-060	02/24/25	N	–	–	–	–	–	--	–	–	–	–	–	–	--
MW-35-060	10/28/24	N	–	–	–	–	–	--	–	1.9	–	–	–	–	--
MW-35-060	08/22/24	N	–	–	–	–	–	--	–	–	–	–	–	–	--
MW-35-060	05/13/24	N	–	–	–	–	–	--	–	–	–	–	–	–	--
MW-35-060	02/16/24	N	–	–	–	–	–	--	–	–	–	–	–	–	--
MW-35-060	11/16/23	N	–	–	–	–	–	--	–	2	–	–	–	–	–
MW-35-060	08/17/23	N	–	–	–	–	–	--	–	–	–	–	–	–	--
MW-35-060	05/23/23	N	–	–	–	–	–	--	–	–	–	–	–	–	--
MW-35-060	02/23/23	N	–	–	–	–	–	--	–	–	–	–	–	–	--
MW-35-060	11/17/22	N	–	–	–	–	–	--	–	2.1	–	2.35	–	–	–
MW-35-060	08/22/22	N	–	–	–	–	–	--	–	–	–	–	–	–	--
MW-35-060	06/07/22	N	–	–	–	–	–	--	–	–	–	–	–	–	--
MW-35-060	03/02/22	N	–	–	–	–	–	--	–	–	–	–	–	–	--
MW-35-060	12/06/21	N	–	–	–	–	–	--	–	–	–	2	–	–	–
MW-35-060	04/30/21	N	–	–	–	–	–	--	–	–	–	2.3	–	–	–
MW-35-060	12/08/20	N	2.9	<10	84	–	<2.5	2,000	–	–	–	2	310	4,100	–
MW-35-060	04/27/20	N	–	–	–	–	–	--	–	–	–	2.8	–	–	–
MW-35-060	08/22/22	FD	–	–	–	–	–	--	–	–	–	–	–	–	--
MW-35-060	12/08/20	FD	3	<10	88	–	<2.5	2,000	–	–	–	2.1	320	4,100	–
MW-35-135	06/16/26	N	–	–	–	–	–	--	–	–	–	–	–	–	--
MW-35-135	02/19/26	N	–	–	–	–	–	--	–	–	–	–	–	–	--
MW-35-135	12/15/25	N	–	–	–	–	–	--	–	<0.5	–	–	–	–	–
MW-35-135	08/25/25	N	–	–	–	–	–	--	–	–	–	–	–	–	--

Appendix B
January 2020 to June 2026 Analytical Results
Second Quarter 2026 Quarterly Progress Report
Pacific Gas and Electric Company, Topock Compressor Station, Needles, California

Monitoring Well ID	Sample Date	Sample Type	Dissolved Vanadium (µg/L)	Dissolved Zinc (µg/L)	Alkalinity (mg/L)	Ammonia (as Nitrogen) (mg/L)	Bromide (mg/L)	Chloride (mg/L)	Fluoride (mg/L)	Nitrate (as Nitrogen) (mg/L)	Nitrite (as Nitrogen) (mg/L)	Nitrate/ Nitrite as N (mg/L)	Sulfate (mg/L)	Total Dissolved Solids (mg/L)	Total Organic Carbon (mg/L)
MW-35-135	05/20/25	N	–	–	–	–	–	--	–	–	–	–	–	–	--
MW-35-135	02/24/25	N	–	–	–	–	–	--	–	–	–	–	–	–	--
MW-35-135	10/28/24	N	–	–	–	–	–	--	–	2.6	–	–	–	–	--
MW-35-135	08/22/24	N	–	–	–	–	–	--	–	–	–	–	–	–	--
MW-35-135	05/13/24	N	–	–	–	–	–	--	–	–	–	–	–	–	--
MW-35-135	02/16/24	N	–	–	–	–	–	--	–	–	–	–	–	–	--
MW-35-135	11/16/23	N	–	–	–	–	–	--	–	2.5	–	–	–	–	–
MW-35-135	08/17/23	N	–	–	–	–	–	--	–	–	–	–	–	–	--
MW-35-135	05/23/23	N	–	–	–	–	–	--	–	–	–	–	–	–	--
MW-35-135	02/23/23	N	–	–	–	–	–	--	–	–	–	–	–	–	--
MW-35-135	11/17/22	N	–	–	–	–	–	--	–	2.3	–	2.45	–	–	–
MW-35-135	08/22/22	N	–	–	–	–	–	--	–	–	–	–	–	–	--
MW-35-135	06/07/22	N	–	–	–	–	–	--	–	–	–	–	–	–	--
MW-35-135	03/02/22	N	–	–	–	–	–	--	–	–	–	–	–	–	--
MW-35-135	12/06/21	N	–	–	–	–	–	--	–	–	–	2.5	–	–	–
MW-35-135	04/30/21	N	–	–	–	–	–	--	–	–	–	2.4	–	–	–
MW-35-135	12/08/20	N	1.5	<10	45	–	<2.5	3,400	–	–	–	2.6	850	7,500	–
MW-35-135	04/27/20	N	–	–	–	–	–	--	–	–	–	2.6	–	–	–
MW-35-135	12/08/20	FD	1.6	<10	46	–	<2.5	3,300	–	–	–	2.6	840	7,400	–
MW-36-020	05/13/26	N	–	–	–	–	–	--	–	<0.25	–	–	–	–	3.3
MW-36-020	02/12/26	N	–	–	–	–	–	--	–	<0.25	–	–	–	–	4.5
MW-36-020	11/12/25	N	–	–	–	–	–	--	–	<0.25	–	–	–	–	11
MW-36-020	08/26/25	N	–	–	–	–	–	--	–	<0.25	–	–	–	–	4.4
MW-36-020	05/07/25	N	–	–	–	–	–	--	–	<0.25	–	–	–	–	2.8
MW-36-020	02/18/25	N	–	–	–	–	–	--	–	<0.25	–	–	–	–	8.9 J
MW-36-020	11/13/24	N	–	–	–	–	–	--	–	1.3	–	–	–	–	15
MW-36-020	08/13/24	N	–	–	–	–	–	--	–	<0.25	–	–	–	–	10
MW-36-020	05/08/24	N	–	–	–	–	–	--	–	<0.25	–	–	–	–	3.22
MW-36-020	02/08/24	N	–	–	–	–	–	--	–	0.26	–	–	–	–	27
MW-36-020	11/08/23	N	–	–	–	–	–	--	–	<0.1	–	–	–	–	13
MW-36-020	08/15/23	N	–	–	–	–	–	--	–	<0.1	–	–	–	–	3.5
MW-36-020	05/23/23	N	–	–	–	–	–	--	–	<0.1	–	–	–	–	<1
MW-36-020	02/24/23	N	–	–	–	–	–	--	–	<0.05	–	–	–	–	1.2
MW-36-020	11/10/22	N	–	–	–	–	–	--	–	<0.25	–	–	–	–	1.7
MW-36-020	08/23/22	N	–	–	–	–	–	--	–	<0.25	–	–	–	–	1.6
MW-36-020	05/04/22	N	–	–	–	–	–	--	–	<0.1	–	–	–	–	1.8
MW-36-020	03/09/22	N	–	–	–	–	–	--	–	<0.1	–	–	–	–	<1
MW-36-020	12/03/21	N	–	–	–	–	–	--	–	–	–	<0.1	–	–	1.6
MW-36-020	11/18/21	N	–	–	–	–	–	--	–	–	–	–	–	–	--
MW-36-020	11/01/21	N	–	–	–	–	–	--	–	–	–	–	–	–	--
MW-36-020	10/18/21	N	–	–	–	–	–	--	–	–	–	–	–	–	--
MW-36-020	10/06/21	N	–	–	–	–	–	--	–	–	–	–	–	–	--
MW-36-020	09/21/21	N	–	–	–	–	–	--	–	–	–	–	–	–	--
MW-36-020	09/07/21	N	–	–	–	–	–	--	–	–	–	–	–	–	--
MW-36-020	08/25/21	N	–	–	–	–	–	--	–	–	–	–	–	–	--
MW-36-020	08/09/21	N	–	–	–	–	–	--	–	–	–	–	–	–	--
MW-36-020	07/27/21	N	–	–	–	–	–	--	–	–	–	–	–	–	--
MW-36-020	07/13/21	N	–	–	–	–	–	--	–	–	–	–	–	–	--
MW-36-020	06/29/21	N	–	–	–	–	–	--	–	–	–	–	–	–	--
MW-36-020	12/15/20	N	–	–	820	–	<1	1,100	–	–	–	–	1,500	4,900	–
MW-36-020	05/13/26	FD	–	–	–	–	–	--	–	<0.25	–	–	–	–	3.5

Appendix B
January 2020 to June 2026 Analytical Results
Second Quarter 2026 Quarterly Progress Report
Pacific Gas and Electric Company, Topock Compressor Station, Needles, California

Monitoring Well ID	Sample Date	Sample Type	Dissolved Vanadium (µg/L)	Dissolved Zinc (µg/L)	Alkalinity (mg/L)	Ammonia (as Nitrogen) (mg/L)	Bromide (mg/L)	Chloride (mg/L)	Fluoride (mg/L)	Nitrate (as Nitrogen) (mg/L)	Nitrite (as Nitrogen) (mg/L)	Nitrate/ Nitrite as N (mg/L)	Sulfate (mg/L)	Total Dissolved Solids (mg/L)	Total Organic Carbon (mg/L)
MW-36-020	05/07/25	FD	–	–	–	–	–	--	–	<0.25	–	–	–	–	2.7
MW-36-020	02/18/25	FD	–	–	–	–	–	--	–	<0.25	–	–	–	–	13 J
MW-36-040	05/13/26	N	–	–	–	–	–	--	–	<0.25	–	–	–	–	1.9
MW-36-040	02/12/26	N	–	–	–	–	–	--	–	0.34	–	–	–	–	1.8
MW-36-040	11/12/25	N	–	–	–	–	–	--	–	<0.25	–	–	–	–	2.3
MW-36-040	08/26/25	N	–	–	–	–	–	--	–	<0.25	–	–	–	–	2.5
MW-36-040	05/07/25	N	–	–	–	–	–	--	–	<0.25	–	–	–	–	1.7
MW-36-040	02/18/25	N	–	–	–	–	–	--	–	<0.25	–	–	–	–	2.8
MW-36-040	11/13/24	N	–	–	–	–	–	--	–	<0.25	–	–	–	–	4.2
MW-36-040	08/13/24	N	–	–	–	–	–	--	–	<0.25	–	–	–	–	5
MW-36-040	05/08/24	N	–	–	–	–	–	--	–	<0.25	–	–	–	–	2.39
MW-36-040	02/08/24	N	–	–	–	–	–	--	–	<0.1	–	–	–	–	2.1
MW-36-040	11/08/23	N	–	–	–	–	–	--	–	<0.1	–	–	–	–	2.7
MW-36-040	08/15/23	N	–	–	–	–	–	--	–	0.34	–	–	–	–	3.3
MW-36-040	05/23/23	N	–	–	–	–	–	--	–	<0.1	–	<0.1	–	–	<1
MW-36-040	02/24/23	N	–	–	–	–	–	--	–	<0.05	–	<0.1	–	–	1.6
MW-36-040	11/10/22	N	–	–	–	–	–	--	–	<0.25	–	<0.05	–	–	2.3
MW-36-040	08/23/22	N	–	–	–	–	–	--	–	<0.25	–	<0.1	–	–	1.8
MW-36-040	05/04/22	N	–	–	–	–	–	--	–	<0.1	–	<0.1	–	–	2
MW-36-040	03/09/22	N	–	–	–	–	–	--	–	<0.1	–	–	–	–	1.5
MW-36-040	12/03/21	N	–	–	–	–	–	--	–	–	–	<0.1	–	–	2.3
MW-36-040	11/18/21	N	–	–	–	–	–	--	–	–	–	–	–	–	--
MW-36-040	11/01/21	N	–	–	–	–	–	--	–	–	–	–	–	–	--
MW-36-040	10/18/21	N	–	–	–	–	–	--	–	–	–	–	–	–	--
MW-36-040	10/06/21	N	–	–	–	–	–	--	–	–	–	–	–	–	--
MW-36-040	09/21/21	N	–	–	–	–	–	--	–	–	–	–	–	–	--
MW-36-040	09/07/21	N	–	–	–	–	–	--	–	–	–	–	–	–	--
MW-36-040	08/25/21	N	–	–	–	–	–	--	–	–	–	–	–	–	--
MW-36-040	08/09/21	N	–	–	–	–	–	--	–	–	–	–	–	–	--
MW-36-040	07/27/21	N	–	–	–	–	–	--	–	–	–	–	–	–	--
MW-36-040	07/13/21	N	–	–	–	–	–	--	–	–	–	–	–	–	--
MW-36-040	06/29/21	N	–	–	–	–	–	--	–	–	–	–	–	–	--
MW-36-040	12/15/20	N	–	–	270	–	<1	86	–	–	–	<0.05	140	630	–
MW-36-040	05/08/24	FD	–	–	–	–	–	--	–	<0.25	–	–	–	–	2.44
MW-36-040	11/08/23	FD	–	–	–	–	–	--	–	<0.1	–	–	–	–	2.4
MW-36-040	12/03/21	FD	–	–	–	–	–	--	–	–	–	<0.1	–	–	2.3
MW-36-040	11/18/21	FD	–	–	–	–	–	--	–	–	–	–	–	–	--
MW-36-050	05/13/26	N	–	–	–	–	–	--	–	<0.25	–	–	260	–	1.5
MW-36-050	02/12/26	N	–	–	–	–	–	--	–	<0.25	–	–	–	–	1.4
MW-36-050	11/12/25	N	–	–	–	–	–	--	–	<0.25	–	–	–	–	2.1
MW-36-050	08/26/25	N	–	–	–	–	–	--	–	<0.25	–	–	–	–	2.2
MW-36-050	05/07/25	N	–	–	–	–	–	--	–	<0.25	–	–	–	–	1.6
MW-36-050	02/18/25	N	–	–	–	–	–	--	–	<0.25	–	–	–	–	2
MW-36-050	11/13/24	N	–	–	–	–	–	--	–	<0.25	–	–	–	–	3.1
MW-36-050	08/13/24	N	–	–	–	–	–	--	–	<0.25	–	–	–	–	2.9
MW-36-050	05/08/24	N	–	–	–	–	–	--	–	<0.25	–	–	930	–	1.64
MW-36-050	02/08/24	N	–	–	–	–	–	--	–	<0.1	–	–	–	–	2.2
MW-36-050	11/08/23	N	–	–	–	–	–	--	–	<0.1	–	–	–	–	1.9
MW-36-050	08/15/23	N	–	–	–	–	–	--	–	<0.1	–	–	–	–	1.7
MW-36-050	05/23/23	N	–	–	–	–	–	--	–	<0.1	–	–	–	–	<1
MW-36-050	02/24/23	N	–	–	–	–	–	--	–	<0.05	–	–	–	–	<1

Appendix B
January 2020 to June 2026 Analytical Results
Second Quarter 2026 Quarterly Progress Report
Pacific Gas and Electric Company, Topock Compressor Station, Needles, California

Monitoring Well ID	Sample Date	Sample Type	Dissolved Vanadium (µg/L)	Dissolved Zinc (µg/L)	Alkalinity (mg/L)	Ammonia (as Nitrogen) (mg/L)	Bromide (mg/L)	Chloride (mg/L)	Fluoride (mg/L)	Nitrate (as Nitrogen) (mg/L)	Nitrite (as Nitrogen) (mg/L)	Nitrate/ Nitrite as N (mg/L)	Sulfate (mg/L)	Total Dissolved Solids (mg/L)	Total Organic Carbon (mg/L)
MW-36-050	11/10/22	N	–	–	–	–	–	--	–	<0.25	–	–	–	–	1.2
MW-36-050	08/23/22	N	–	–	–	–	–	--	–	<0.25	–	–	–	–	1.2
MW-36-050	05/04/22	N	–	–	–	–	–	--	–	<0.1	–	–	–	–	1.2
MW-36-050	03/09/22	N	–	–	–	–	–	--	–	<0.1	–	–	–	–	<1
MW-36-050	12/03/21	N	–	–	–	–	–	--	–	–	–	<0.1	–	–	1.3
MW-36-050	11/18/21	N	–	–	–	–	–	--	–	–	–	–	–	–	--
MW-36-050	11/01/21	N	–	–	–	–	–	--	–	–	–	–	–	–	--
MW-36-050	10/18/21	N	–	–	–	–	–	--	–	–	–	–	–	–	--
MW-36-050	10/06/21	N	–	–	–	–	–	--	–	–	–	–	–	–	--
MW-36-050	09/21/21	N	–	–	–	–	–	--	–	–	–	–	–	–	--
MW-36-050	09/07/21	N	–	–	–	–	–	--	–	–	–	–	–	–	--
MW-36-050	08/25/21	N	–	–	–	–	–	--	–	–	–	–	–	–	--
MW-36-050	08/09/21	N	–	–	–	–	–	--	–	–	–	–	–	–	--
MW-36-050	07/27/21	N	–	–	–	–	–	--	–	–	–	–	–	–	--
MW-36-050	07/13/21	N	–	–	–	–	–	--	–	–	–	–	–	–	--
MW-36-050	06/29/21	N	–	–	–	–	–	--	–	–	–	–	–	–	--
MW-36-050	12/15/20	N	–	–	190	–	<1	84	–	–	–	–	190	590	–
MW-36-050	02/12/26	FD	–	–	–	–	–	--	–	<0.25	–	–	–	–	1.4
MW-36-050	08/26/25	FD	–	–	–	–	–	--	–	<0.25	–	–	–	–	1.4
MW-36-050	08/25/21	FD	–	–	–	–	–	--	–	–	–	–	–	–	--
MW-36-070	05/13/26	N	–	–	–	–	–	--	–	<0.25	–	–	–	–	1.3
MW-36-070	02/12/26	N	–	–	–	–	–	--	–	<0.25	–	–	–	–	1.1
MW-36-070	11/12/25	N	–	–	–	–	–	--	–	<0.25	–	–	–	–	1.6
MW-36-070	08/26/25	N	–	–	–	–	–	--	–	<0.25	–	–	–	–	2.2
MW-36-070	05/07/25	N	–	–	–	–	–	--	–	<0.25	–	–	–	–	1.2
MW-36-070	02/18/25	N	–	–	–	–	–	--	–	<0.25	–	–	–	–	1.5
MW-36-070	11/13/24	N	–	–	–	–	–	--	–	<0.25	–	–	–	–	4
MW-36-070	08/13/24	N	–	–	–	–	–	--	–	<0.25	–	–	–	–	3.4
MW-36-070	05/08/24	N	–	–	–	–	–	--	–	<0.25	–	–	–	–	1.33
MW-36-070	02/08/24	N	–	–	–	–	–	--	–	<0.1	–	–	–	–	2
MW-36-070	11/08/23	N	–	–	–	–	–	--	–	<0.1	–	–	–	–	1.1
MW-36-070	08/15/23	N	–	–	–	–	–	--	–	<0.1	–	–	–	–	1.5
MW-36-070	05/23/23	N	–	–	–	–	–	--	–	<0.1	–	–	–	–	<1
MW-36-070	02/24/23	N	–	–	–	–	–	--	–	<0.05	–	–	–	–	<1
MW-36-070	11/10/22	N	–	–	–	–	–	--	–	<0.25	–	–	–	–	<1
MW-36-070	08/10/22	N	–	–	–	–	–	--	–	<0.25	–	–	–	–	<1
MW-36-070	05/04/22	N	–	–	–	–	–	--	–	<0.1	–	–	–	–	<1
MW-36-070	03/09/22	N	–	–	–	–	–	--	–	<0.1	–	–	–	–	<1
MW-36-070	12/03/21	N	–	–	–	–	–	--	–	–	–	<0.1	–	–	<1
MW-36-070	11/18/21	N	–	–	–	–	–	--	–	–	–	–	–	–	--
MW-36-070	11/01/21	N	–	–	–	–	–	--	–	–	–	–	–	–	--
MW-36-070	10/18/21	N	–	–	–	–	–	--	–	–	–	–	–	–	--
MW-36-070	10/06/21	N	–	–	–	–	–	--	–	–	–	–	–	–	--
MW-36-070	09/21/21	N	–	–	–	–	–	--	–	–	–	–	–	–	--
MW-36-070	09/07/21	N	–	–	–	–	–	--	–	–	–	–	–	–	--
MW-36-070	08/25/21	N	–	–	–	–	–	--	–	–	–	–	–	–	--
MW-36-070	08/09/21	N	–	–	–	–	–	--	–	–	–	–	–	–	--
MW-36-070	07/27/21	N	–	–	–	–	–	--	–	–	–	–	–	–	--
MW-36-070	07/13/21	N	–	–	–	–	–	--	–	–	–	–	–	–	--
MW-36-070	06/29/21	N	–	–	–	–	–	--	–	–	–	–	–	–	--
MW-36-070	12/15/20	N	–	–	160	–	<1	93	–	–	–	–	210	640	–

Appendix B
January 2020 to June 2026 Analytical Results
Second Quarter 2026 Quarterly Progress Report
Pacific Gas and Electric Company, Topock Compressor Station, Needles, California

Monitoring Well ID	Sample Date	Sample Type	Dissolved Vanadium (µg/L)	Dissolved Zinc (µg/L)	Alkalinity (mg/L)	Ammonia (as Nitrogen) (mg/L)	Bromide (mg/L)	Chloride (mg/L)	Fluoride (mg/L)	Nitrate (as Nitrogen) (mg/L)	Nitrite (as Nitrogen) (mg/L)	Nitrate/ Nitrite as N (mg/L)	Sulfate (mg/L)	Total Dissolved Solids (mg/L)	Total Organic Carbon (mg/L)
MW-36-070	08/10/22	FD	–	–	–	–	–	--	–	<0.25	–	–	–	–	<1
MW-36-090	05/13/26	N	–	–	–	–	–	--	–	<0.5	–	–	–	–	<1
MW-36-090	02/12/26	N	–	–	–	–	–	--	–	<0.5	–	–	570	–	<1
MW-36-090	11/12/25	N	–	–	–	–	–	--	–	<0.25	–	–	–	–	1.4
MW-36-090	08/26/25	N	–	–	–	–	–	--	–	<0.25	–	–	320	–	1.2
MW-36-090	05/07/25	N	–	–	–	–	–	--	–	<0.5	–	–	–	–	1
MW-36-090	02/12/25	N	–	–	–	–	–	--	–	<0.5	–	–	630	–	6.6
MW-36-090	01/15/25	N	–	–	–	–	–	--	–	<0.5	–	–	590	–	5.4
MW-36-090	12/11/24	N	–	–	–	–	–	--	–	<0.5	–	–	610	–	1.04
MW-36-090	11/13/24	N	–	–	–	–	–	--	–	<0.5	–	–	660	–	3.1
MW-36-090	10/09/24	N	–	–	–	–	–	--	–	<0.5	–	–	420	–	4.3
MW-36-090	09/12/24	N	–	–	–	–	–	--	–	<0.5	–	–	370 J	–	3.4
MW-36-090	08/07/24	N	–	–	–	–	–	--	–	<0.5	–	–	550	–	4
MW-36-090	07/17/24	N	–	–	–	–	–	--	–	<0.5	–	–	450	–	1.1
MW-36-090	06/11/24	N	–	–	–	–	–	--	–	<0.5	–	–	650	–	0.573 J
MW-36-090	05/08/24	N	–	–	–	–	–	--	–	<0.5	–	–	620	–	0.424 J
MW-36-090	04/10/24	N	–	–	–	–	–	--	–	<0.5	–	–	570	–	1.9
MW-36-090	03/12/24	N	–	–	–	–	–	--	–	<0.5	–	–	570	–	2.8
MW-36-090	02/08/24	N	–	–	–	–	–	--	–	<0.5	–	–	460	–	1.9
MW-36-090	01/10/24	N	–	–	–	–	–	--	–	<0.5	–	–	600	–	1.5
MW-36-090	12/12/23	N	–	–	–	–	–	--	–	<0.5	–	–	620	–	<1
MW-36-090	11/08/23	N	–	–	–	–	–	--	–	1.6	–	–	670	–	<1
MW-36-090	10/11/23	N	–	–	–	–	–	--	–	<0.5	–	–	650	–	0.74
MW-36-090	09/14/23	N	–	–	–	–	–	--	–	<0.5	–	–	560	–	1
MW-36-090	08/10/23	N	–	–	–	–	–	--	–	<0.5	–	–	400	–	0.84
MW-36-090	07/18/23	N	–	–	–	–	–	--	–	<0.5	–	–	540	–	2.2
MW-36-090	06/14/23	N	–	–	–	–	–	--	–	<0.5	–	–	540 J	–	<1
MW-36-090	05/10/23	N	–	–	–	–	–	--	–	<0.5	–	–	470	–	1.5 J
MW-36-090	04/04/23	N	–	–	–	–	–	--	–	<0.5	–	–	490	–	<1
MW-36-090	03/09/23	N	–	–	–	–	–	--	–	<0.5	–	–	310	–	<1
MW-36-090	02/08/23	N	–	–	–	–	–	--	–	<0.5	–	–	330	–	<1
MW-36-090	01/13/23	N	–	–	–	–	–	--	–	<0.5	–	–	300	–	<1
MW-36-090	12/07/22	N	–	–	–	–	–	--	–	<0.5	–	–	240	–	<1
MW-36-090	11/10/22	N	–	–	–	–	–	--	–	<0.5	–	–	250	–	<1
MW-36-090	10/12/22	N	–	–	–	–	–	--	–	<0.5	–	–	290	–	<1
MW-36-090	09/14/22	N	–	–	–	–	–	--	–	<0.5	–	–	290	–	<1
MW-36-090	08/10/22	N	–	–	–	–	–	--	–	<0.5	–	–	230	–	<1
MW-36-090	07/14/22	N	–	–	–	–	–	--	–	<0.5	–	–	280	–	<1
MW-36-090	06/17/22	N	–	–	–	–	–	--	–	<0.25	–	–	350	–	<1
MW-36-090	05/04/22	N	–	–	–	–	–	--	–	<0.25	–	–	–	–	<1
MW-36-090	03/09/22	N	–	–	–	–	–	--	–	<0.25	–	–	–	–	<1
MW-36-090	12/03/21	N	–	–	–	–	–	--	–	–	–	<0.1	–	–	<1
MW-36-090	11/18/21	N	–	–	–	–	–	--	–	–	–	–	–	–	--
MW-36-090	11/01/21	N	–	–	–	–	–	--	–	–	–	–	–	–	--
MW-36-090	10/18/21	N	–	–	–	–	–	--	–	–	–	–	–	–	--
MW-36-090	10/06/21	N	–	–	–	–	–	--	–	–	–	–	–	–	--
MW-36-090	09/21/21	N	–	–	–	–	–	--	–	–	–	–	–	–	--
MW-36-090	09/07/21	N	–	–	–	–	–	--	–	–	–	–	–	–	--
MW-36-090	08/09/21	N	–	–	–	–	–	--	–	–	–	–	–	–	--
MW-36-090	08/09/21	N	–	–	–	–	–	--	–	–	–	–	–	–	--
MW-36-090	07/27/21	N	–	–	–	–	–	--	–	–	–	–	–	–	--

Appendix B
January 2020 to June 2026 Analytical Results
Second Quarter 2026 Quarterly Progress Report
Pacific Gas and Electric Company, Topock Compressor Station, Needles, California

Monitoring Well ID	Sample Date	Sample Type	Dissolved Vanadium (µg/L)	Dissolved Zinc (µg/L)	Alkalinity (mg/L)	Ammonia (as Nitrogen) (mg/L)	Bromide (mg/L)	Chloride (mg/L)	Fluoride (mg/L)	Nitrate (as Nitrogen) (mg/L)	Nitrite (as Nitrogen) (mg/L)	Nitrate/ Nitrite as N (mg/L)	Sulfate (mg/L)	Total Dissolved Solids (mg/L)	Total Organic Carbon (mg/L)
MW-36-090	07/13/21	N	–	–	–	–	–	--	–	–	–	–	–	–	--
MW-36-090	06/29/21	N	–	–	–	–	–	--	–	–	–	–	–	–	--
MW-36-090	04/28/21	N	–	–	–	–	–	--	–	–	–	–	–	–	--
MW-36-090	12/15/20	N	–	–	270	–	<1	1,000	–	–	–	–	390	2,400	–
MW-36-090	06/16/20	N	–	–	–	–	–	--	–	–	–	–	–	–	--
MW-36-090	09/12/24	FD	–	–	–	–	–	--	–	<0.5	–	–	600 J	–	4.3
MW-36-090	05/04/22	FD	–	–	–	–	–	--	–	<0.25	–	–	–	–	<1
MW-36-100	06/09/26	N	–	–	–	–	–	--	–	–	–	–	–	–	--
MW-36-100	05/13/26	N	–	–	–	–	–	--	–	<0.5	–	–	590	–	1.1
MW-36-100	04/15/26	N	–	–	–	–	–	--	–	–	–	–	–	–	--
MW-36-100	03/10/26	N	–	–	–	–	–	--	–	–	–	–	–	–	--
MW-36-100	02/12/26	N	–	–	–	–	–	--	–	<0.5	–	–	660	–	1.1
MW-36-100	01/13/26	N	–	–	–	–	–	--	–	–	–	–	–	–	--
MW-36-100	12/09/25	N	–	–	–	–	–	--	–	–	–	–	–	–	--
MW-36-100	11/12/25	N	–	–	–	–	–	--	–	<0.25	–	–	810	–	1.6
MW-36-100	10/21/25	N	–	–	–	–	–	--	–	–	–	–	–	–	--
MW-36-100	09/09/25	N	–	–	–	–	–	--	–	–	–	–	–	–	--
MW-36-100	08/12/25	N	–	–	–	–	–	--	–	<0.5	–	–	650	–	1.4
MW-36-100	07/15/25	N	–	–	–	–	–	--	–	–	–	–	–	–	--
MW-36-100	06/10/25	N	–	–	–	–	–	--	–	–	–	–	–	–	--
MW-36-100	05/07/25	N	–	–	–	–	–	--	–	<0.5	–	–	720	–	1.8
MW-36-100	04/08/25	N	–	–	–	–	–	--	–	<0.5	–	–	780	–	2.5
MW-36-100	03/12/25	N	–	–	–	–	–	--	–	<0.5	–	–	770	–	1.3
MW-36-100	02/12/25	N	–	–	–	–	–	--	–	<0.5	–	–	770	–	6.2
MW-36-100	01/15/25	N	–	–	–	–	–	--	–	<0.5	–	–	800	–	7.1
MW-36-100	12/11/24	N	–	–	–	–	–	--	–	0.61	–	–	810	–	1.04
MW-36-100	11/13/24	N	–	–	–	–	–	--	–	<0.5	–	–	410	–	4.5
MW-36-100	10/09/24	N	–	–	–	–	–	--	–	<0.5	–	–	780	–	4.6
MW-36-100	09/12/24	N	–	–	–	–	–	--	–	<0.5	–	–	790	–	4.2
MW-36-100	08/07/24	N	–	–	–	–	–	--	–	<0.5	–	–	830	–	3.9
MW-36-100	07/17/24	N	–	–	–	–	–	--	–	<0.5	–	–	720	–	<1
MW-36-100	06/11/24	N	–	–	–	–	–	--	–	<0.5	–	–	710	–	0.617 J
MW-36-100	05/08/24	N	–	–	–	–	–	--	–	<0.5	–	–	690	–	5.02 J
MW-36-100	04/10/24	N	–	–	–	–	–	--	–	<0.5	–	–	630	–	2
MW-36-100	03/12/24	N	–	–	–	–	–	--	–	<0.5	–	–	630	–	2.2
MW-36-100	02/08/24	N	–	–	–	–	–	--	–	<0.5	–	–	630	–	1.8
MW-36-100	01/10/24	N	–	–	–	–	–	--	–	<0.5	–	–	680	–	4.1
MW-36-100	12/12/23	N	–	–	–	–	–	--	–	<0.5	–	–	650	–	1
MW-36-100	11/08/23	N	–	–	–	–	–	--	–	<0.5	–	–	660	–	<1
MW-36-100	10/11/23	N	–	–	–	–	–	--	–	<0.5	–	–	620	–	0.81
MW-36-100	09/14/23	N	–	–	–	–	–	--	–	<0.5	–	–	530	–	1.1
MW-36-100	08/10/23	N	–	–	–	–	–	--	–	<0.5	–	–	160	–	0.68
MW-36-100	07/18/23	N	–	–	–	–	–	--	–	<0.5	–	–	530	–	2.3
MW-36-100	06/14/23	N	–	–	–	–	–	--	–	<0.5	–	–	490 J	–	1.8
MW-36-100	05/10/23	N	–	–	–	–	–	--	–	<0.5	–	<0.1	470	–	1.8 J
MW-36-100	04/04/23	N	–	–	–	–	–	--	–	<0.5	–	<0.1	440	–	2.3
MW-36-100	03/09/23	N	–	–	–	–	–	--	–	<0.5	–	<0.1	480	–	<1
MW-36-100	02/08/23	N	–	–	–	<0.2	–	--	–	<0.5	–	–	360	–	<1
MW-36-100	01/13/23	N	–	–	–	–	–	--	–	<0.5	–	<0.1	360	–	<1
MW-36-100	12/07/22	N	–	–	–	–	–	--	–	<0.5	–	–	390	–	<1
MW-36-100	11/10/22	N	–	–	–	–	–	--	–	<0.5	–	<0.05	390	–	<1

Appendix B
January 2020 to June 2026 Analytical Results
Second Quarter 2026 Quarterly Progress Report
Pacific Gas and Electric Company, Topock Compressor Station, Needles, California

Monitoring Well ID	Sample Date	Sample Type	Dissolved Vanadium (µg/L)	Dissolved Zinc (µg/L)	Alkalinity (mg/L)	Ammonia (as Nitrogen) (mg/L)	Bromide (mg/L)	Chloride (mg/L)	Fluoride (mg/L)	Nitrate (as Nitrogen) (mg/L)	Nitrite (as Nitrogen) (mg/L)	Nitrate/ Nitrite as N (mg/L)	Sulfate (mg/L)	Total Dissolved Solids (mg/L)	Total Organic Carbon (mg/L)
MW-36-100	10/12/22	N	–	–	–	–	–	--	–	<0.5	–	–	400	–	<1
MW-36-100	09/14/22	N	–	–	–	–	–	--	–	<0.5	–	–	350	–	<1
MW-36-100	08/10/22	N	–	–	–	–	–	--	–	<0.5	–	0.25	240	–	<1
MW-36-100	07/14/22	N	–	–	–	–	–	--	–	<0.5	–	–	430	–	<1
MW-36-100	06/17/22	N	–	–	–	–	–	--	–	<0.25	–	–	470	–	<1
MW-36-100	05/04/22	N	–	–	–	–	–	--	–	<0.25	–	<0.1	–	–	<1
MW-36-100	03/09/22	N	–	–	–	–	–	--	–	<0.25	–	–	–	–	<1
MW-36-100	12/03/21	N	–	–	–	–	–	--	–	–	–	<0.1	–	–	<1
MW-36-100	11/18/21	N	–	–	–	–	–	--	–	–	–	–	–	–	--
MW-36-100	11/01/21	N	–	–	–	–	–	--	–	–	–	–	–	–	--
MW-36-100	10/18/21	N	–	–	–	–	–	--	–	–	–	–	–	–	--
MW-36-100	10/06/21	N	–	–	–	–	–	--	–	–	–	–	–	–	--
MW-36-100	09/21/21	N	–	–	–	–	–	--	–	–	–	–	–	–	--
MW-36-100	09/07/21	N	–	–	–	–	–	--	–	–	–	–	–	–	--
MW-36-100	08/25/21	N	–	–	–	–	–	--	–	–	–	–	–	–	--
MW-36-100	08/09/21	N	–	–	–	–	–	--	–	–	–	–	–	–	--
MW-36-100	07/27/21	N	–	–	–	–	–	--	–	–	–	–	–	–	--
MW-36-100	07/13/21	N	–	–	–	–	–	--	–	–	–	–	–	–	--
MW-36-100	06/29/21	N	–	–	–	–	–	--	–	–	–	–	–	–	--
MW-36-100	04/28/21	N	–	–	–	–	–	--	–	–	–	<0.05	–	–	–
MW-36-100	12/15/20	N	–	–	290	–	<2.5	1,900	–	–	–	<0.05	600	4,600	–
MW-36-100	06/16/20	N	–	–	–	–	–	--	–	–	–	<0.05	–	–	–
MW-36-100	01/13/26	FD	–	–	–	–	–	--	–	–	–	–	–	–	--
MW-36-100	06/14/23	FD	–	–	–	–	–	--	–	<0.5	–	–	490 J	–	2.2
MW-36-100	04/04/23	FD	–	–	–	–	–	--	–	<0.5	–	<0.1	490	–	2.4
MW-36-100	03/09/23	FD	–	–	–	–	–	--	–	<0.5	–	<0.1	470	–	<1
MW-36-100	07/14/22	FD	–	–	–	–	–	--	–	<0.5	–	–	430	–	<1
MW-36-100	06/17/22	FD	–	–	–	–	–	--	–	<0.25	–	–	470	–	<1
MW-37D	06/18/26	N	–	–	–	–	–	--	–	–	–	–	–	–	--
MW-37D	11/20/25	N	–	–	–	–	–	--	–	2.3	–	–	–	–	--
MW-37D	05/28/25	N	–	–	–	–	–	--	–	–	–	–	–	–	--
MW-37D	10/29/24	N	–	–	–	–	–	--	–	2.3	–	–	–	–	--
MW-37D	05/21/24	N	–	–	–	–	–	--	–	–	–	–	–	–	--
MW-37D	11/28/23	N	–	–	–	–	–	--	–	2.5	–	–	–	–	–
MW-37D	05/25/23	N	–	–	–	–	–	--	–	–	–	–	–	–	--
MW-37D	12/01/22	N	–	–	–	–	–	--	–	2.6	–	–	–	–	–
MW-37D	06/16/22	N	–	–	–	–	–	--	–	–	–	–	–	–	--
MW-37D	12/07/21	N	–	–	–	–	–	--	–	–	–	1.4	–	–	–
MW-37D	06/07/21	N	–	–	–	–	–	--	–	–	–	1.4	–	–	–
MW-37D	12/10/20	N	–	–	32	–	<2.5	3,800	–	–	–	0.98	650	7,100	–
MW-37D	06/24/20	N	–	–	–	–	–	--	–	–	–	0.92	–	–	–
MW-37S	06/18/26	N	–	–	–	–	–	--	–	–	–	–	–	–	--
MW-37S	11/20/25	N	–	–	–	–	–	--	–	1.2	–	–	–	–	--
MW-37S	05/28/25	N	–	–	–	–	–	--	–	–	–	–	–	–	--
MW-37S	10/29/24	N	–	–	–	–	–	--	–	1.4	–	–	–	–	--
MW-37S	05/21/24	N	–	–	–	–	–	--	–	–	–	–	–	–	--
MW-37S	11/28/23	N	–	–	–	–	–	--	–	1.4	–	–	–	–	–
MW-37S	05/25/23	N	–	–	–	–	–	--	–	–	–	–	–	–	--
MW-37S	12/01/22	N	–	–	–	–	–	--	–	1.8	–	1.2 J	–	–	–
MW-37S	06/16/22	N	–	–	–	–	–	--	–	–	–	–	–	–	--
MW-37S	12/07/21	N	–	–	–	–	–	--	–	–	–	1.2	–	–	–

Appendix B
January 2020 to June 2026 Analytical Results
Second Quarter 2026 Quarterly Progress Report
Pacific Gas and Electric Company, Topock Compressor Station, Needles, California

Monitoring Well ID	Sample Date	Sample Type	Dissolved Vanadium (µg/L)	Dissolved Zinc (µg/L)	Alkalinity (mg/L)	Ammonia (as Nitrogen) (mg/L)	Bromide (mg/L)	Chloride (mg/L)	Fluoride (mg/L)	Nitrate (as Nitrogen) (mg/L)	Nitrite (as Nitrogen) (mg/L)	Nitrate/ Nitrite as N (mg/L)	Sulfate (mg/L)	Total Dissolved Solids (mg/L)	Total Organic Carbon (mg/L)
MW-37S	12/10/20	N	–	–	44	–	<2.5	2,200	–	–	–	–	330	4,200	–
MW-37S	11/20/25	FD	–	–	–	–	–	--	–	1.3	–	–	–	–	--
MW-37S	10/29/24	FD	–	–	–	–	–	--	–	1.2	–	–	–	–	--
MW-37S	11/28/23	FD	–	–	–	–	–	--	–	1.4	–	–	–	–	–
MW-38D	06/18/26	N	–	–	–	–	–	--	–	<0.5	–	–	–	–	–
MW-38D	02/24/26	N	–	–	–	–	–	--	–	<1	–	–	–	–	–
MW-38D	12/18/25	N	–	–	–	–	–	--	–	<0.5	–	–	–	–	–
MW-38D	08/27/25	N	–	–	–	–	–	--	–	<0.5	–	–	–	–	–
MW-38D	05/22/25	N	–	–	–	–	–	--	–	<0.5	–	–	–	–	–
MW-38D	02/27/25	N	–	–	–	–	–	--	–	<0.5	–	–	–	–	–
MW-38D	10/30/24	N	–	–	–	–	–	--	–	<0.5	–	–	–	–	–
MW-38D	08/21/24	N	–	–	–	–	–	--	–	<0.5	–	–	–	–	–
MW-38D	05/22/24	N	–	–	–	–	–	--	–	<1	–	–	–	–	–
MW-38D	02/22/24	N	–	–	–	–	–	--	–	1.3	–	–	–	–	--
MW-38D	11/30/23	N	–	–	–	–	–	--	–	<1	–	–	–	–	–
MW-38D	08/18/23	N	–	–	–	–	–	--	–	<1	–	–	–	–	–
MW-38D	06/01/23	N	–	–	–	–	–	--	–	<1	–	–	–	–	–
MW-38D	02/20/23	N	–	–	–	–	–	--	–	<1	–	–	–	–	–
MW-38D	11/28/22	N	–	–	–	–	–	--	–	3.3	–	–	–	–	–
MW-38D	08/25/22	N	–	–	–	–	–	--	–	<1	–	–	–	–	–
MW-38D	06/08/22	N	–	–	–	–	–	--	–	<1	–	–	–	–	–
MW-38D	03/03/22	N	–	–	–	–	–	--	–	0.75	–	–	–	–	–
MW-38D	12/08/21	N	–	–	–	–	–	--	–	–	–	1.5	–	–	–
MW-38D	09/22/21	N	–	–	–	–	–	7,000	–	–	–	0.36	700	13,000	–
MW-38D	05/05/21	N	–	–	–	–	–	7,500	–	–	–	0.075	720	12,000 J	–
MW-38D	02/25/21	N	–	–	–	–	–	--	–	–	–	0.12	–	–	–
MW-38D	12/15/20	N	–	–	43	–	<2.5	5,800	–	–	–	0.52	580	11,000 J	–
MW-38D	12/14/20	N	–	–	–	–	–	--	–	–	–	–	–	–	--
MW-38D	10/05/20	N	–	–	–	–	–	--	–	–	–	–	–	–	--
MW-38D	04/23/20	N	–	–	–	–	–	--	–	–	–	<0.05	–	–	–
MW-38D	06/08/22	FD	–	–	–	–	–	--	–	<1	–	–	–	–	–
MW-38S	06/18/26	N	–	–	–	–	–	--	–	6	–	–	–	–	--
MW-38S	02/24/26	N	–	–	–	–	–	--	–	5.5	–	–	–	–	--
MW-38S	12/18/25	N	–	–	–	–	–	--	–	5.8	–	–	–	–	--
MW-38S	08/27/25	N	–	–	–	–	–	--	–	5.7	–	–	–	–	--
MW-38S	05/22/25	N	–	–	–	–	–	--	–	5.6	–	–	–	–	--
MW-38S	02/27/25	N	–	–	–	–	–	--	–	6.1	–	–	–	–	--
MW-38S	10/30/24	N	–	–	–	–	–	--	–	6.6	–	–	–	–	--
MW-38S	08/21/24	N	–	–	–	–	–	--	–	6.3	–	–	–	–	--
MW-38S	05/22/24	N	–	–	–	–	–	--	–	5.8	–	–	–	–	--
MW-38S	02/22/24	N	–	–	–	–	–	--	–	5.8	–	–	–	–	--
MW-38S	11/30/23	N	–	–	–	–	–	--	–	6.3	–	–	–	–	–
MW-38S	08/18/23	N	–	–	–	–	–	--	–	6	–	–	–	–	–
MW-38S	06/01/23	N	–	–	–	–	–	--	–	5.4	–	–	–	–	–
MW-38S	02/20/23	N	–	–	–	–	–	--	–	5.5	–	–	–	–	–
MW-38S	11/28/22	N	–	–	–	–	–	--	–	3.6	–	–	–	–	–
MW-38S	08/25/22	N	–	–	–	–	–	--	–	5.2	–	–	–	–	–
MW-38S	06/08/22	N	–	–	–	–	–	--	–	5.2	–	–	–	–	–
MW-38S	03/03/22	N	–	–	–	–	–	--	–	5.6	–	–	–	–	–
MW-38S	12/08/21	N	–	–	–	–	–	--	–	–	–	7	–	–	–
MW-38S	09/22/21	N	–	–	–	–	–	140	–	–	–	6.1	81	580	–

Appendix B
January 2020 to June 2026 Analytical Results
Second Quarter 2026 Quarterly Progress Report
Pacific Gas and Electric Company, Topock Compressor Station, Needles, California

Monitoring Well ID	Sample Date	Sample Type	Dissolved Vanadium (µg/L)	Dissolved Zinc (µg/L)	Alkalinity (mg/L)	Ammonia (as Nitrogen) (mg/L)	Bromide (mg/L)	Chloride (mg/L)	Fluoride (mg/L)	Nitrate (as Nitrogen) (mg/L)	Nitrite (as Nitrogen) (mg/L)	Nitrate/ Nitrite as N (mg/L)	Sulfate (mg/L)	Total Dissolved Solids (mg/L)	Total Organic Carbon (mg/L)
MW-38S	08/27/21	N	–	–	–	–	–	--	–	–	–	6.1	–	–	–
MW-38S	05/05/21	N	–	–	–	–	–	350	–	–	–	5.9	150	920	–
MW-38S	02/25/21	N	–	–	–	–	–	--	–	–	–	5.3	–	–	–
MW-38S	11/30/20	N	–	–	150	–	<1	310	–	–	–	5.6	150	940	–
MW-38S	04/23/20	N	–	–	–	–	–	--	–	–	–	5.1	–	–	–
MW-38S	02/25/20	N	–	–	–	–	–	--	–	–	–	4.7	–	–	–
MW-38S	04/23/20	FD	–	–	–	–	–	--	–	–	–	5.5	–	–	–
MW-38S	02/25/20	FD	–	–	–	–	–	--	–	–	–	5.1	–	–	–
MW-39-040	05/12/26	N	–	–	–	–	–	--	–	<0.25	–	–	–	–	3.1
MW-39-040	02/10/26	N	–	–	–	–	–	--	–	<0.25	–	–	–	–	4.3
MW-39-040	11/11/25	N	–	–	–	–	–	--	–	<0.05	–	–	–	–	3.3
MW-39-040	08/12/25	N	–	–	–	–	–	--	–	<0.25	–	–	–	–	3.6
MW-39-040	05/06/25	N	–	–	–	–	–	--	–	<0.25	–	–	–	–	3.1
MW-39-040	02/13/25	N	–	–	–	–	–	--	–	<0.25	–	–	150	–	5.2
MW-39-040	01/15/25	N	–	–	–	–	–	--	–	<0.25	–	–	120	–	12
MW-39-040	12/10/24	N	–	–	–	–	–	--	–	<0.25	–	–	120	–	5.86
MW-39-040	11/12/24	N	–	–	–	–	–	--	–	<0.25	–	–	160	–	6.4
MW-39-040	10/08/24	N	–	–	–	–	–	--	–	<0.25	–	–	160	–	5.5
MW-39-040	09/10/24	N	–	–	–	–	–	--	–	<0.25	–	–	160	–	7
MW-39-040	08/06/24	N	–	–	–	–	–	--	–	<0.25	–	–	150	–	6
MW-39-040	07/16/24	N	–	–	–	–	–	--	–	<0.25	–	–	150	–	4
MW-39-040	06/12/24	N	–	–	–	–	–	--	–	<0.25	–	–	150	–	3.49
MW-39-040	05/07/24	N	–	–	–	–	–	--	–	<0.25	–	–	150	–	3.08
MW-39-040	04/09/24	N	–	–	–	–	–	--	–	<0.25	–	–	150	–	3.3 J
MW-39-040	03/12/24	N	–	–	–	–	–	--	–	<0.25	–	–	160	–	7.3
MW-39-040	02/06/24	N	–	–	–	–	–	--	–	<0.25	–	–	160	–	9.4
MW-39-040	01/09/24	N	–	–	–	–	–	--	–	<0.25	–	–	160	–	11
MW-39-040	12/14/23	N	–	–	–	–	–	--	–	0.6	–	–	150	–	9.5
MW-39-040	11/07/23	N	–	–	–	–	–	--	–	<0.25	–	–	160	–	3.3
MW-39-040	10/10/23	N	–	–	–	–	–	--	–	<0.25	–	–	160	–	4.8
MW-39-040	09/12/23	N	–	–	–	–	–	--	–	<0.25	–	–	150	–	5.6
MW-39-040	08/08/23	N	–	–	–	–	–	--	–	<0.25	–	–	110	–	1.3 J
MW-39-040	07/18/23	N	–	–	–	–	–	--	–	<0.25	–	–	140	–	7.7
MW-39-040	06/12/23	N	–	–	–	–	–	--	–	<0.25	–	–	160	–	5.3
MW-39-040	05/10/23	N	–	–	–	–	–	--	–	<0.25	–	–	120	–	6.5 J
MW-39-040	04/06/23	N	–	–	–	–	–	--	–	<0.25	–	–	120	–	<1
MW-39-040	03/07/23	N	–	–	–	–	–	--	–	<0.25	–	–	160	–	2.6
MW-39-040	02/06/23	N	–	–	–	–	–	--	–	<0.25	–	–	110	–	2.3
MW-39-040	01/09/23	N	–	–	–	–	–	--	–	<0.25	–	–	120	–	2.2
MW-39-040	12/06/22	N	–	–	–	–	–	--	–	<0.25	–	–	120	–	2.8
MW-39-040	11/08/22	N	–	–	–	–	–	--	–	<0.25	–	–	120	–	3.1
MW-39-040	10/11/22	N	–	–	–	–	–	--	–	<0.25	–	–	120	–	2.9
MW-39-040	09/13/22	N	–	–	–	–	–	--	–	<0.25	–	–	130	–	2.6
MW-39-040	08/09/22	N	–	–	–	–	–	--	–	<0.25	–	–	120	–	2.7
MW-39-040	07/12/22	N	–	–	–	–	–	--	–	<0.25	–	–	130	–	2.2
MW-39-040	06/15/22	N	–	–	–	–	–	--	–	<0.25	–	–	150	–	2.5
MW-39-040	05/03/22	N	–	–	–	–	–	--	–	<0.1	–	–	–	–	2.3
MW-39-040	02/28/22	N	–	–	–	–	–	--	–	<0.1	–	–	–	–	2.7
MW-39-040	12/07/21	N	–	–	–	–	–	--	–	–	–	<0.1	–	–	2.2
MW-39-040	12/11/20	N	–	–	–	–	–	--	–	–	–	–	–	–	--
MW-39-040	05/07/24	FD	–	–	–	–	–	--	–	<0.25	–	–	150	–	3.29

Appendix B
January 2020 to June 2026 Analytical Results
Second Quarter 2026 Quarterly Progress Report
Pacific Gas and Electric Company, Topock Compressor Station, Needles, California

Monitoring Well ID	Sample Date	Sample Type	Dissolved Vanadium (µg/L)	Dissolved Zinc (µg/L)	Alkalinity (mg/L)	Ammonia (as Nitrogen) (mg/L)	Bromide (mg/L)	Chloride (mg/L)	Fluoride (mg/L)	Nitrate (as Nitrogen) (mg/L)	Nitrite (as Nitrogen) (mg/L)	Nitrate/ Nitrite as N (mg/L)	Sulfate (mg/L)	Total Dissolved Solids (mg/L)	Total Organic Carbon (mg/L)
MW-39-040	01/09/23	FD	–	–	–	–	–	--	–	<0.25	–	–	120	–	2.2
MW-39-040	09/13/22	FD	–	–	–	–	–	--	–	<0.25	–	–	130	–	2.7
MW-39-050	05/12/26	N	–	–	–	–	–	--	–	<0.25	–	–	–	–	1.1
MW-39-050	02/10/26	N	–	–	–	–	–	--	–	<0.25	–	–	–	–	1.3
MW-39-050	11/11/25	N	–	–	–	–	–	--	–	<0.25	–	–	–	–	1.1
MW-39-050	08/12/25	N	–	–	–	–	–	--	–	<0.25	–	–	–	–	1.9
MW-39-050	05/06/25	N	–	–	–	–	–	--	–	<0.5	–	–	–	–	1.2
MW-39-050	02/13/25	N	–	–	–	–	–	--	–	<0.5	–	–	260	–	2.7
MW-39-050	01/15/25	N	–	–	–	–	–	--	–	<0.5	–	–	250	–	1.6
MW-39-050	12/10/24	N	–	–	–	–	–	--	–	<0.5	–	–	290	–	2.16
MW-39-050	11/12/24	N	–	–	–	–	–	--	–	<0.25	–	–	310	–	3.7
MW-39-050	10/08/24	N	–	–	–	–	–	--	–	<0.25	–	–	280	–	3.2
MW-39-050	09/10/24	N	–	–	–	–	–	--	–	<0.25	–	–	230	–	3.4
MW-39-050	08/06/24	N	–	–	–	–	–	--	–	<0.25	–	–	220	–	3.6
MW-39-050	07/16/24	N	–	–	–	–	–	--	–	<0.25	–	–	210	–	<1
MW-39-050	06/12/24	N	–	–	–	–	–	--	–	<0.25	–	–	210	–	1.21
MW-39-050	05/07/24	N	–	–	–	–	–	--	–	<0.25	–	–	210	–	1.18
MW-39-050	04/09/24	N	–	–	–	–	–	--	–	<0.25	–	–	210	–	1.3 J
MW-39-050	03/12/24	N	–	–	–	–	–	--	–	<0.25	–	–	200	–	2.5
MW-39-050	02/06/24	N	–	–	–	–	–	--	–	<0.25	–	–	200	–	2.3
MW-39-050	01/09/24	N	–	–	–	–	–	--	–	<0.25	–	–	200	–	2.1
MW-39-050	12/14/23	N	–	–	–	–	–	--	–	<0.25	–	–	200	–	2.8
MW-39-050	11/07/23	N	–	–	–	–	–	--	–	<0.25	–	–	200	–	1.1
MW-39-050	10/10/23	N	–	–	–	–	–	--	–	<0.25	–	–	190	–	1.2
MW-39-050	09/12/23	N	–	–	–	–	–	--	–	<0.25	–	–	200	–	1.3
MW-39-050	08/08/23	N	–	–	–	–	–	--	–	<0.25	–	–	210	–	0.88 J
MW-39-050	07/18/23	N	–	–	–	–	–	--	–	<0.25	–	–	190	–	2.1
MW-39-050	06/12/23	N	–	–	–	–	–	--	–	<0.25	–	–	190	–	<1
MW-39-050	05/10/23	N	–	–	–	–	–	--	–	<0.25	–	–	190	–	2.1 J
MW-39-050	04/06/23	N	–	–	–	–	–	--	–	<0.25	–	–	200	–	2.1
MW-39-050	03/07/23	N	–	–	–	–	–	--	–	<0.25	–	–	190	–	<1
MW-39-050	02/06/23	N	–	–	–	–	–	--	–	<0.25	–	–	190	–	<1
MW-39-050	01/09/23	N	–	–	–	–	–	--	–	<0.25	–	–	200	–	<1
MW-39-050	12/06/22	N	–	–	–	–	–	--	–	<0.25	–	–	190	–	<1
MW-39-050	11/08/22	N	–	–	–	–	–	--	–	<0.25	–	–	190	–	<1
MW-39-050	10/11/22	N	–	–	–	–	–	--	–	<0.25	–	–	190	–	<1
MW-39-050	09/13/22	N	–	–	–	–	–	--	–	<0.25	–	–	200	–	<1
MW-39-050	08/09/22	N	–	–	–	–	–	--	–	<0.25	–	–	180	–	<1
MW-39-050	07/12/22	N	–	–	–	–	–	--	–	<0.25	–	–	190	–	<1
MW-39-050	06/15/22	N	–	–	–	–	–	--	–	<0.25	–	–	200	–	<1
MW-39-050	05/03/22	N	–	–	–	–	–	--	–	<0.1	–	–	–	–	<1
MW-39-050	02/28/22	N	–	–	–	–	–	--	–	<0.1	–	–	–	–	<1
MW-39-050	12/07/21	N	–	–	–	–	–	--	–	–	–	<0.1	–	–	1
MW-39-050	12/11/20	N	–	–	180	–	<1	87	–	–	–	–	200	610	–
MW-39-050	10/08/24	FD	–	–	–	–	–	--	–	<0.25	–	–	280	–	2.9
MW-39-050	07/16/24	FD	–	–	–	–	–	--	–	<0.25	–	–	210	–	1.2
MW-39-050	12/06/22	FD	–	–	–	–	–	--	–	<0.25	–	–	190	–	<1
MW-39-060	05/12/26	N	–	–	–	–	–	--	–	<0.5	–	–	–	–	1.3
MW-39-060	02/10/26	N	–	–	–	–	–	--	–	<0.5	–	–	–	–	1.1
MW-39-060	11/11/25	N	–	–	–	–	–	--	–	<0.25	–	–	–	–	1.2
MW-39-060	08/12/25	N	–	–	–	–	–	--	–	<0.25	–	–	–	–	1.7

Appendix B
January 2020 to June 2026 Analytical Results
Second Quarter 2026 Quarterly Progress Report
Pacific Gas and Electric Company, Topock Compressor Station, Needles, California

Monitoring Well ID	Sample Date	Sample Type	Dissolved Vanadium (µg/L)	Dissolved Zinc (µg/L)	Alkalinity (mg/L)	Ammonia (as Nitrogen) (mg/L)	Bromide (mg/L)	Chloride (mg/L)	Fluoride (mg/L)	Nitrate (as Nitrogen) (mg/L)	Nitrite (as Nitrogen) (mg/L)	Nitrate/ Nitrite as N (mg/L)	Sulfate (mg/L)	Total Dissolved Solids (mg/L)	Total Organic Carbon (mg/L)
MW-39-060	05/06/25	N	–	–	–	–	–	--	–	<0.25	–	–	–	–	1.3
MW-39-060	02/13/25	N	–	–	–	–	–	--	–	<0.25	–	–	290	–	2.3
MW-39-060	01/15/25	N	–	–	–	–	–	--	–	<0.25	–	–	260	–	3.1
MW-39-060	12/10/24	N	–	–	–	–	–	--	–	<0.25	–	–	250	–	1.64
MW-39-060	11/12/24	N	–	–	–	–	–	--	–	<0.25	–	–	260	–	2.3
MW-39-060	10/08/24	N	–	–	–	–	–	--	–	<0.25	–	–	220	–	2.5
MW-39-060	09/10/24	N	–	–	–	–	–	--	–	<0.25	–	–	220	–	3.5
MW-39-060	08/06/24	N	–	–	–	–	–	--	–	<0.25	–	–	220	–	1.5
MW-39-060	07/16/24	N	–	–	–	–	–	--	–	<0.25	–	–	220	–	1.1
MW-39-060	06/12/24	N	–	–	–	–	–	--	–	<0.25	–	–	210	–	1.08
MW-39-060	05/07/24	N	–	–	–	–	–	--	–	<0.25	–	–	210	–	1.04
MW-39-060	04/09/24	N	–	–	–	–	–	--	–	<0.25	–	–	200	–	1.6 J
MW-39-060	03/12/24	N	–	–	–	–	–	--	–	<0.25	–	–	200	–	2.1
MW-39-060	02/06/24	N	–	–	–	–	–	--	–	<0.25	–	–	200	–	2.2
MW-39-060	01/09/24	N	–	–	–	–	–	--	–	<0.25	–	–	200	–	2.8
MW-39-060	12/14/23	N	–	–	–	–	–	--	–	<0.25	–	–	190	–	4.3
MW-39-060	11/07/23	N	–	–	–	–	–	--	–	<0.25	–	–	200	–	1.1
MW-39-060	10/10/23	N	–	–	–	–	–	--	–	<0.25	–	–	200	–	1.1
MW-39-060	09/12/23	N	–	–	–	–	–	--	–	<0.25	–	–	250	–	1
MW-39-060	08/08/23	N	–	–	–	–	–	--	–	<0.25	–	–	380	–	0.78 J
MW-39-060	07/18/23	N	–	–	–	–	–	--	–	<0.25	–	–	200	–	2.3
MW-39-060	06/12/23	N	–	–	–	–	–	--	–	<0.25	–	–	210	–	1.4
MW-39-060	05/10/23	N	–	–	–	–	–	--	–	<0.25	–	–	200	–	1.9 J
MW-39-060	04/06/23	N	–	–	–	–	–	--	–	<0.25	–	–	230	–	2.6
MW-39-060	03/07/23	N	–	–	–	–	–	--	–	<0.25	–	–	240	–	<1
MW-39-060	02/06/23	N	–	–	–	–	–	--	–	<0.25	–	–	240	–	<1
MW-39-060	01/09/23	N	–	–	–	–	–	--	–	<0.5	–	–	240	–	<1
MW-39-060	12/06/22	N	–	–	–	–	–	--	–	<0.5	–	–	220	–	<1
MW-39-060	11/08/22	N	–	–	–	–	–	--	–	<0.5	–	–	220	–	<1
MW-39-060	10/11/22	N	–	–	–	–	–	--	–	<0.5	–	–	210	–	<1
MW-39-060	09/13/22	N	–	–	–	–	–	--	–	<0.25	–	–	220	–	<5
MW-39-060	08/09/22	N	–	–	–	–	–	--	–	<0.25	–	–	200	–	<1
MW-39-060	07/12/22	N	–	–	–	–	–	--	–	<0.25	–	–	200	–	<1
MW-39-060	06/15/22	N	–	–	–	–	–	--	–	<0.25	–	–	200	–	<1
MW-39-060	05/03/22	N	–	–	–	–	–	--	–	R	–	–	–	–	R
MW-39-060	02/28/22	N	–	–	–	–	–	--	–	<0.1	–	–	–	–	<1
MW-39-060	12/07/21	N	–	–	–	–	–	--	–	–	–	<0.1	–	–	<1
MW-39-060	12/11/20	N	–	–	190	–	<2.5	93	–	–	–	<0.05	210	620	–
MW-39-070	06/09/26	N	–	–	–	–	–	--	–	–	–	–	–	–	--
MW-39-070	05/12/26	N	–	–	–	–	–	--	–	<0.5	–	–	420	–	<1
MW-39-070	04/15/26	N	–	–	–	–	–	--	–	–	–	–	–	–	--
MW-39-070	03/10/26	N	–	–	–	–	–	--	–	–	–	–	–	–	--
MW-39-070	02/10/26	N	–	–	–	–	–	--	–	<0.5	–	–	350	–	<1
MW-39-070	01/13/26	N	–	–	–	–	–	--	–	–	–	–	–	–	--
MW-39-070	12/08/25	N	–	–	–	–	–	--	–	–	–	–	–	–	--
MW-39-070	11/11/25	N	–	–	–	–	–	--	–	<0.25	–	–	300	–	1.2
MW-39-070	10/20/25	N	–	–	–	–	–	--	–	–	–	–	–	–	--
MW-39-070	09/09/25	N	–	–	–	–	–	--	–	–	–	–	–	–	--
MW-39-070	08/12/25	N	–	–	–	–	–	--	–	<0.5	–	–	270	–	1.4
MW-39-070	07/15/25	N	–	–	–	–	–	--	–	–	–	–	–	–	--
MW-39-070	06/10/25	N	–	–	–	–	–	--	–	–	–	–	–	–	--

Appendix B
January 2020 to June 2026 Analytical Results
Second Quarter 2026 Quarterly Progress Report
Pacific Gas and Electric Company, Topock Compressor Station, Needles, California

Monitoring Well ID	Sample Date	Sample Type	Dissolved Vanadium (µg/L)	Dissolved Zinc (µg/L)	Alkalinity (mg/L)	Ammonia (as Nitrogen) (mg/L)	Bromide (mg/L)	Chloride (mg/L)	Fluoride (mg/L)	Nitrate (as Nitrogen) (mg/L)	Nitrite (as Nitrogen) (mg/L)	Nitrate/ Nitrite as N (mg/L)	Sulfate (mg/L)	Total Dissolved Solids (mg/L)	Total Organic Carbon (mg/L)
MW-39-070	05/06/25	N	–	–	–	–	–	--	–	<0.5	–	–	270	–	1.1
MW-39-070	04/08/25	N	–	–	–	–	–	--	–	<0.5	–	–	240	–	2
MW-39-070	03/11/25	N	–	–	–	–	–	--	–	0.59	–	–	330	–	2.5
MW-39-070	02/13/25	N	–	–	–	–	–	--	–	1.6	–	–	420	–	2.5
MW-39-070	01/15/25	N	–	–	–	–	–	--	–	2.4	–	–	470	–	1.2
MW-39-070	12/10/24	N	–	–	–	–	–	--	–	1.1	–	–	320	–	1.42
MW-39-070	11/12/24	N	–	–	–	–	–	--	–	1.1	–	–	320	–	2.5
MW-39-070	10/08/24	N	–	–	–	–	–	--	–	<0.5	–	–	270	–	3.6
MW-39-070	09/10/24	N	–	–	–	–	–	--	–	<0.5	–	–	250	–	1.8
MW-39-070	08/06/24	N	–	–	–	–	–	--	–	<0.5	–	–	230	–	1.1
MW-39-070	07/16/24	N	–	–	–	–	–	--	–	<0.5	–	–	250	–	<1
MW-39-070	06/12/24	N	–	–	–	–	–	--	–	<0.5	–	–	270	–	0.992 J
MW-39-070	05/07/24	N	–	–	–	–	–	--	–	<0.5	–	–	290	–	0.825 J
MW-39-070	04/09/24	N	–	–	–	–	–	--	–	0.78	–	–	350	–	1.7 J
MW-39-070	03/12/24	N	–	–	–	–	–	--	–	4.4	–	–	450	–	2.6
MW-39-070	02/06/24	N	–	–	–	–	–	--	–	<0.5	–	–	240	–	1.8
MW-39-070	01/09/24	N	–	–	–	–	–	--	–	2.9	–	–	390	–	1.7
MW-39-070	12/14/23	N	–	–	–	–	–	--	–	<0.5	–	–	280	–	2.2
MW-39-070	11/07/23	N	–	–	–	–	–	--	–	<0.5	–	–	310	–	1.1
MW-39-070	10/10/23	N	–	–	–	–	–	--	–	<0.5	–	–	590	–	0.87
MW-39-070	09/12/23	N	–	–	–	–	–	--	–	<0.25	–	–	420	–	0.91
MW-39-070	08/08/23	N	–	–	–	–	–	--	–	<0.5	–	–	430	–	1.1 J
MW-39-070	07/18/23	N	–	–	–	–	–	--	–	<0.5	–	–	470	–	2.5
MW-39-070	06/12/23	N	–	–	–	–	–	--	–	<0.5	–	–	490	–	<1
MW-39-070	05/10/23	N	–	–	–	–	–	--	–	<0.5	–	–	280	–	2.1 J
MW-39-070	04/06/23	N	–	–	–	–	–	--	–	<0.5	–	–	410	–	3.6
MW-39-070	03/07/23	N	–	–	–	–	–	--	–	<0.5	–	–	370	–	<1
MW-39-070	02/06/23	N	–	–	–	–	–	--	–	<0.25	–	–	310	–	<1
MW-39-070	01/09/23	N	–	–	–	–	–	--	–	<0.5	–	–	330	–	<1
MW-39-070	12/06/22	N	–	–	–	–	–	--	–	<0.5	–	–	290	–	<1
MW-39-070	11/08/22	N	–	–	–	–	–	--	–	<0.5	–	–	300	–	<1
MW-39-070	10/11/22	N	–	–	–	–	–	--	–	<0.5	–	–	280	–	<1
MW-39-070	09/13/22	N	–	–	–	–	–	--	–	<0.5	–	–	280	–	<1
MW-39-070	08/09/22	N	–	–	–	–	–	--	–	<0.25	–	–	240	–	<1
MW-39-070	07/12/22	N	–	–	–	–	–	--	–	<0.25	–	–	280	–	<1
MW-39-070	06/15/22	N	–	–	–	–	–	--	–	<0.25	–	–	260	–	<1
MW-39-070	05/03/22	N	–	–	–	–	–	--	–	<0.1	–	–	–	–	<1
MW-39-070	02/28/22	N	–	–	–	–	–	--	–	<0.1	–	–	–	–	<1
MW-39-070	12/07/21	N	–	–	–	–	–	--	–	–	–	<0.1	–	–	<1
MW-39-070	12/11/20	N	–	–	190	–	<1	380	–	–	–	–	270	1,200	–
MW-39-070	06/10/25	FD	–	–	–	–	–	--	–	–	–	–	–	–	--
MW-39-070	08/06/24	FD	–	–	–	–	–	--	–	<0.5	–	–	230	–	<1
MW-39-070	07/18/23	FD	–	–	–	–	–	--	–	<0.5	–	–	480	–	1.9
MW-39-070	10/11/22	FD	–	–	–	–	–	--	–	<0.5	–	–	280	–	<1
MW-39-070	08/09/22	FD	–	–	–	–	–	--	–	<0.25	–	–	240	–	<1
MW-39-080	06/09/26	N	–	–	–	–	–	--	–	–	–	–	–	–	--
MW-39-080	05/12/26	N	–	–	–	–	–	--	–	<0.5	–	–	620	–	1.4
MW-39-080	04/15/26	N	–	–	–	–	–	--	–	–	–	–	–	–	--
MW-39-080	03/10/26	N	–	–	–	–	–	--	–	–	–	–	–	–	--
MW-39-080	02/10/26	N	–	–	–	–	–	--	–	0.86	–	–	580	–	1.4
MW-39-080	01/13/26	N	–	–	–	–	–	--	–	–	–	–	–	–	--

Appendix B
January 2020 to June 2026 Analytical Results
Second Quarter 2026 Quarterly Progress Report
Pacific Gas and Electric Company, Topock Compressor Station, Needles, California

Monitoring Well ID	Sample Date	Sample Type	Dissolved Vanadium (µg/L)	Dissolved Zinc (µg/L)	Alkalinity (mg/L)	Ammonia (as Nitrogen) (mg/L)	Bromide (mg/L)	Chloride (mg/L)	Fluoride (mg/L)	Nitrate (as Nitrogen) (mg/L)	Nitrite (as Nitrogen) (mg/L)	Nitrate/ Nitrite as N (mg/L)	Sulfate (mg/L)	Total Dissolved Solids (mg/L)	Total Organic Carbon (mg/L)
MW-39-080	12/08/25	N	–	–	–	–	–	--	–	–	–	–	–	–	--
MW-39-080	11/11/25	N	–	–	–	–	–	--	–	0.85	–	–	520	–	1.3
MW-39-080	10/20/25	N	–	–	–	–	–	--	–	–	–	–	–	–	--
MW-39-080	09/09/25	N	–	–	–	–	–	--	–	–	–	–	–	–	--
MW-39-080	08/12/25	N	–	–	–	–	–	--	–	1.2	–	–	510	–	1.6
MW-39-080	07/15/25	N	–	–	–	–	–	--	–	–	–	–	–	–	--
MW-39-080	06/10/25	N	–	–	–	–	–	--	–	–	–	–	–	–	--
MW-39-080	05/06/25	N	–	–	–	–	–	--	–	0.78	–	–	350	–	1.1
MW-39-080	04/08/25	N	–	–	–	–	–	--	–	1.9	–	–	580	–	3.7
MW-39-080	03/11/25	N	–	–	–	–	–	--	–	2	–	–	560	–	2.6
MW-39-080	02/13/25	N	–	–	–	–	–	--	–	3.4	–	–	630	–	2.4
MW-39-080	01/15/25	N	–	–	–	–	–	--	–	3.7	–	–	660	–	5.6
MW-39-080	12/10/24	N	–	–	–	–	–	--	–	2.4	–	–	470	–	1.65
MW-39-080	11/12/24	N	–	–	–	–	–	--	–	2.6	–	–	530	–	4.3
MW-39-080	10/08/24	N	–	–	–	–	–	--	–	2.2	–	–	410	–	3.8
MW-39-080	09/10/24	N	–	–	–	–	–	--	–	2.8	–	–	430	–	3.6
MW-39-080	08/06/24	N	–	–	–	–	–	--	–	2	–	–	390	–	1.3
MW-39-080	07/16/24	N	–	–	–	–	–	--	–	1.1	–	–	400	–	2
MW-39-080	06/12/24	N	–	–	–	–	–	--	–	1.3	–	–	510	–	0.947 J
MW-39-080	05/07/24	N	–	–	–	–	–	--	–	1.7	–	–	450	–	1.13
MW-39-080	04/09/24	N	–	–	–	–	–	--	–	4.3	–	–	580	–	1.8 J
MW-39-080	03/12/24	N	–	–	–	–	–	--	–	8.2	–	–	620	–	3.3
MW-39-080	02/06/24	N	–	–	–	–	–	--	–	11	–	–	680	–	2.7
MW-39-080	01/09/24	N	–	–	–	–	–	--	–	8	–	–	690	–	2.9
MW-39-080	12/14/23	N	–	–	–	–	–	--	–	2.3	–	–	610	–	2.4
MW-39-080	11/07/23	N	–	–	–	–	–	--	–	<0.5	–	–	750	–	9.5
MW-39-080	10/10/23	N	–	–	–	–	–	--	–	<0.5	–	–	820	–	0.88
MW-39-080	09/12/23	N	–	–	–	–	–	--	–	<0.25	–	–	750	–	1
MW-39-080	08/08/23	N	–	–	–	–	–	--	–	<0.5	–	–	750	–	1 J
MW-39-080	07/18/23	N	–	–	–	–	–	--	–	<0.5	–	–	770	–	1.9
MW-39-080	06/12/23	N	–	–	–	–	–	--	–	<0.5	–	–	780	–	1.7
MW-39-080	05/10/23	N	–	–	–	–	–	--	–	<0.5	–	–	660	–	1.9 J
MW-39-080	04/06/23	N	–	–	–	–	–	--	–	<0.5	–	–	720	–	1.4
MW-39-080	03/07/23	N	–	–	–	–	–	--	–	<0.5	–	–	650	–	<1
MW-39-080	02/06/23	N	–	–	–	–	–	--	–	<0.25	–	–	530	–	<1
MW-39-080	01/09/23	N	–	–	–	–	–	--	–	<0.5	–	–	620	–	<1
MW-39-080	12/06/22	N	–	–	–	–	–	--	–	<0.5	–	–	470	–	<1
MW-39-080	11/08/22	N	–	–	–	–	–	--	–	<0.5	–	–	590	–	<1
MW-39-080	10/11/22	N	–	–	–	–	–	--	–	<0.5	–	–	590	–	<1
MW-39-080	09/13/22	N	–	–	–	–	–	--	–	<0.5	–	–	580	–	<1
MW-39-080	08/09/22	N	–	–	–	–	–	--	–	<0.5	–	–	350	–	<1
MW-39-080	07/12/22	N	–	–	–	–	–	--	–	<0.5	–	–	510	–	<1
MW-39-080	06/15/22	N	–	–	–	–	–	--	–	<0.25	–	–	560	–	<1
MW-39-080	05/03/22	N	–	–	–	–	–	--	–	0.3	–	–	–	–	<1
MW-39-080	02/28/22	N	–	–	–	–	–	--	–	0.15	–	–	–	–	<1
MW-39-080	12/07/21	N	–	–	–	–	–	--	–	–	–	<0.1	–	–	<1
MW-39-080	12/11/20	N	–	–	250	–	<1	1,400	–	–	–	–	460	3,100	–
MW-39-080	01/15/25	FD	–	–	–	–	–	--	–	3.7	–	–	700	–	5.1
MW-39-080	09/12/23	FD	–	–	–	–	–	--	–	<0.25	–	–	760	–	0.82
MW-39-080	05/10/23	FD	–	–	–	–	–	--	–	<0.5	–	–	610	–	2.3 J
MW-39-080	12/07/21	FD	–	–	–	–	–	--	–	–	–	<0.1	–	–	<1

Appendix B
January 2020 to June 2026 Analytical Results
Second Quarter 2026 Quarterly Progress Report
Pacific Gas and Electric Company, Topock Compressor Station, Needles, California

Monitoring Well ID	Sample Date	Sample Type	Dissolved Vanadium (µg/L)	Dissolved Zinc (µg/L)	Alkalinity (mg/L)	Ammonia (as Nitrogen) (mg/L)	Bromide (mg/L)	Chloride (mg/L)	Fluoride (mg/L)	Nitrate (as Nitrogen) (mg/L)	Nitrite (as Nitrogen) (mg/L)	Nitrate/ Nitrite as N (mg/L)	Sulfate (mg/L)	Total Dissolved Solids (mg/L)	Total Organic Carbon (mg/L)
MW-39-100	06/09/26	N	–	–	–	–	–	--	–	–	–	–	–	–	--
MW-39-100	05/12/26	N	–	–	–	–	–	--	–	<0.5	–	–	980	–	1.6
MW-39-100	04/15/26	N	–	–	–	–	–	--	–	–	–	–	–	–	--
MW-39-100	03/10/26	N	–	–	–	–	–	--	–	–	–	–	–	–	--
MW-39-100	02/10/26	N	–	–	–	–	–	--	–	0.78	–	–	1,000	–	1.5
MW-39-100	01/13/26	N	–	–	–	–	–	--	–	–	–	–	–	–	--
MW-39-100	12/08/25	N	–	–	–	–	–	--	–	–	–	–	–	–	--
MW-39-100	11/11/25	N	–	–	–	–	–	--	–	<0.25	–	–	1,000	–	2
MW-39-100	10/20/25	N	–	–	–	–	–	--	–	–	–	–	–	–	--
MW-39-100	09/09/25	N	–	–	–	–	–	--	–	–	–	–	–	–	--
MW-39-100	08/12/25	N	–	–	–	–	–	--	–	<0.5	–	–	950	–	1.6
MW-39-100	07/14/25	N	–	–	–	–	–	--	–	–	–	–	–	–	--
MW-39-100	06/10/25	N	–	–	–	–	–	--	–	–	–	–	–	–	--
MW-39-100	05/06/25	N	–	–	–	–	–	--	–	<0.5	–	–	1,000	–	1.4
MW-39-100	04/08/25	N	–	–	–	–	–	--	–	<0.5	–	–	1,000	–	3
MW-39-100	03/11/25	N	–	–	–	–	–	--	–	<0.5	–	–	1,000	–	2.5
MW-39-100	02/13/25	N	–	–	–	–	–	--	–	<0.5	–	–	1,000	–	1.6
MW-39-100	01/15/25	N	–	–	–	–	–	--	–	<0.5	–	–	1,000	–	1.6
MW-39-100	12/10/24	N	–	–	–	–	–	--	–	0.89	–	–	940	–	0.978 J
MW-39-100	11/12/24	N	–	–	–	–	–	--	–	1.2	–	–	1,000	–	4.3
MW-39-100	10/08/24	N	–	–	–	–	–	--	–	<0.5	–	–	1,000	–	4.5
MW-39-100	09/10/24	N	–	–	–	–	–	--	–	1.4	–	–	990	–	5.9
MW-39-100	08/06/24	N	–	–	–	–	–	--	–	0.71	–	–	930	–	1.3
MW-39-100	07/16/24	N	–	–	–	–	–	--	–	<0.5	–	–	920	–	1.8
MW-39-100	06/12/24	N	–	–	–	–	–	--	–	<0.5	–	–	970	–	0.497 J
MW-39-100	05/07/24	N	–	–	–	–	–	--	–	<0.5	–	–	980	–	0.611 J
MW-39-100	04/09/24	N	–	–	–	–	–	--	–	<0.5	–	–	990	–	1.9 J
MW-39-100	03/12/24	N	–	–	–	–	–	--	–	<0.5	–	–	950	–	3.2
MW-39-100	02/06/24	N	–	–	–	–	–	--	–	<0.5	–	–	1,000	–	2.2
MW-39-100	01/09/24	N	–	–	–	–	–	--	–	<0.5	–	–	760	–	2.1
MW-39-100	12/12/23	N	–	–	–	–	–	--	–	<0.5	–	–	770	–	<1
MW-39-100	11/07/23	N	–	–	–	–	–	--	–	<0.5	–	–	980	–	1.7
MW-39-100	10/10/23	N	–	–	–	–	–	--	–	<0.5	–	–	890	–	1.5
MW-39-100	09/12/23	N	–	–	–	–	–	--	–	<0.25	–	–	910	–	1.3
MW-39-100	08/08/23	N	–	–	–	–	–	--	–	<0.5	–	–	960	–	1.5 J
MW-39-100	07/18/23	N	–	–	–	–	–	--	–	<0.5	–	–	960	–	2.4
MW-39-100	06/12/23	N	–	–	–	–	–	--	–	<0.5	–	–	1,100	–	<1
MW-39-100	05/10/23	N	–	–	–	–	–	--	–	0.54	–	–	1,200	–	1.9 J
MW-39-100	04/06/23	N	–	–	–	–	–	--	–	<0.5	–	–	1,000	–	2.2
MW-39-100	03/07/23	N	–	–	–	–	–	--	–	<0.5	–	–	930	–	<1
MW-39-100	02/06/23	N	–	–	–	–	–	--	–	<0.25	–	–	880	–	<1
MW-39-100	01/09/23	N	–	–	–	–	–	--	–	<0.5	–	–	920	–	<1
MW-39-100	12/06/22	N	–	–	–	–	–	--	–	<0.5	–	–	940	–	<1
MW-39-100	11/08/22	N	–	–	–	–	–	--	–	<0.5	–	–	1,000	–	<1
MW-39-100	10/11/22	N	–	–	–	–	–	--	–	<0.5	–	–	1,000	–	<1
MW-39-100	09/13/22	N	–	–	–	–	–	--	–	<0.5	–	–	880	–	<1
MW-39-100	08/09/22	N	–	–	–	–	–	--	–	<0.5	–	–	750	–	<1
MW-39-100	07/12/22	N	–	–	–	–	–	--	–	<0.5	–	–	960	–	<1
MW-39-100	06/15/22	N	–	–	–	–	–	--	–	<0.25	–	–	940	–	<1
MW-39-100	05/03/22	N	–	–	–	–	–	--	–	R	–	–	–	–	R
MW-39-100	02/28/22	N	–	–	–	–	–	--	–	<0.25	–	–	–	–	<1

Appendix B
January 2020 to June 2026 Analytical Results
Second Quarter 2026 Quarterly Progress Report
Pacific Gas and Electric Company, Topock Compressor Station, Needles, California

Monitoring Well ID	Sample Date	Sample Type	Dissolved Vanadium (µg/L)	Dissolved Zinc (µg/L)	Alkalinity (mg/L)	Ammonia (as Nitrogen) (mg/L)	Bromide (mg/L)	Chloride (mg/L)	Fluoride (mg/L)	Nitrate (as Nitrogen) (mg/L)	Nitrite (as Nitrogen) (mg/L)	Nitrate/ Nitrite as N (mg/L)	Sulfate (mg/L)	Total Dissolved Solids (mg/L)	Total Organic Carbon (mg/L)
MW-39-100	12/07/21	N	–	–	–	–	–	--	–	–	–	<0.1	–	–	<1
MW-39-100	04/28/21	N	–	–	–	–	–	--	–	–	–	0.13	–	–	–
MW-39-100	12/15/20	N	–	–	250	–	<5	3,700	–	–	–	0.11	920	8,600	–
MW-39-100	06/18/20	N	–	–	–	–	–	--	–	–	–	0.083	–	–	–
MW-39-100	05/12/26	FD	–	–	–	–	–	--	–	<0.5	–	–	1,000	–	1.6
MW-39-100	11/11/25	FD	–	–	–	–	–	--	–	<0.25	–	–	980	–	1.4
MW-39-100	05/06/25	FD	–	–	–	–	–	--	–	<0.5	–	–	1,000	–	1.4
MW-39-100	02/13/25	FD	–	–	–	–	–	--	–	<0.5	–	–	1,000	–	2
MW-39-100	12/10/24	FD	–	–	–	–	–	--	–	0.96	–	–	920	–	0.966 J
MW-39-100	11/12/24	FD	–	–	–	–	–	--	–	1.1	–	–	1,000	–	4.1
MW-39-100	01/09/23	FD	–	–	–	–	–	--	–	<0.5	–	–	930	–	<1
MW-40D	06/10/26	N	–	–	–	–	–	--	–	–	–	–	–	–	--
MW-40D	12/11/25	N	–	–	–	–	–	--	–	<0.5	–	–	–	–	–
MW-40D	06/11/25	N	–	–	–	–	–	--	–	–	–	–	–	–	--
MW-40D	12/12/24	N	–	–	–	–	–	--	–	0.56	–	–	–	–	–
MW-40D	05/23/24	N	–	–	–	–	–	--	–	–	–	–	–	–	--
MW-40D	11/29/23	N	–	–	–	–	–	--	–	<0.25	–	–	–	–	–
MW-40D	05/25/23	N	–	–	–	–	–	--	–	–	–	–	–	–	--
MW-40D	12/01/22	N	–	–	–	–	–	--	–	3.5	–	0.29 J	–	–	–
MW-40D	06/16/22	N	–	–	–	–	–	--	–	–	–	–	–	–	--
MW-40D	12/06/21	N	–	–	–	–	–	--	–	–	–	1.3	–	–	–
MW-40D	05/19/21	N	–	–	–	–	–	--	–	–	–	2.1	–	–	–
MW-40D	12/10/20	N	–	–	47	–	<2.5	5,100	–	–	–	2	690	11,000 J	–
MW-40D	06/17/20	N	–	–	–	–	–	--	–	–	–	0.57	–	–	–
MW-40D	11/29/23	FD	–	–	–	–	–	--	–	0.3	–	–	–	–	–
MW-40S	06/10/26	N	–	–	–	–	–	--	–	–	–	–	–	–	--
MW-40S	12/11/25	N	–	–	–	–	–	--	–	3.8	–	–	–	–	--
MW-40S	06/11/25	N	–	–	–	–	–	--	–	–	–	–	–	–	--
MW-40S	12/12/24	N	–	–	–	–	–	--	–	3.7	–	–	–	–	--
MW-40S	05/23/24	N	–	–	–	–	–	--	–	–	–	–	–	–	--
MW-40S	11/29/23	N	–	–	–	–	–	--	–	3.9	–	3.3 J	–	–	–
MW-40S	05/25/23	N	–	–	–	–	–	--	–	–	–	–	–	–	--
MW-40S	12/01/22	N	–	–	–	–	–	--	–	4.5	–	3.5 J	–	–	–
MW-40S	06/16/22	N	–	–	–	–	–	--	–	–	–	–	–	–	--
MW-40S	12/06/21	N	–	–	–	–	–	--	–	–	–	25	–	–	–
MW-40S	05/19/21	N	–	–	–	–	–	--	–	–	–	5.9	–	–	–
MW-40S	12/10/20	N	–	–	–	–	–	--	–	–	–	3.5	–	–	–
MW-40S	06/17/20	N	–	–	–	–	–	--	–	–	–	10	–	–	–
MW-40S	12/06/21	FD	–	–	–	–	–	--	–	–	–	25	–	–	–
MW-41D	06/16/26	N	–	–	–	–	–	--	–	–	–	–	–	–	--
MW-41D	11/25/25	N	–	–	–	–	–	--	–	0.54	–	–	–	–	–
MW-41D	05/29/25	N	–	–	–	–	–	--	–	–	–	–	–	–	--
MW-41D	11/22/24	N	–	–	–	–	–	--	–	0.92	–	–	–	–	–
MW-41D	05/22/24	N	–	–	–	–	–	--	–	–	–	–	–	–	--
MW-41D	12/01/23	N	–	–	–	–	–	--	–	0.86	–	–	–	–	–
MW-41D	05/31/23	N	–	–	–	–	–	--	–	–	–	–	–	–	--
MW-41D	11/30/22	N	–	–	–	–	–	--	–	0.55	–	–	–	–	–
MW-41D	06/16/22	N	–	–	–	–	–	--	–	–	–	–	–	–	--
MW-41D	12/07/21	N	–	–	–	–	–	--	–	–	–	<0.1	–	–	–
MW-41D	06/07/21	N	–	–	–	–	–	--	–	–	–	0.44	–	–	–
MW-41D	12/17/20	N	–	–	41	–	<2.5	6,900	–	–	–	0.61	760	13,000	–

Appendix B
January 2020 to June 2026 Analytical Results
Second Quarter 2026 Quarterly Progress Report
Pacific Gas and Electric Company, Topock Compressor Station, Needles, California

Monitoring Well ID	Sample Date	Sample Type	Dissolved Vanadium (µg/L)	Dissolved Zinc (µg/L)	Alkalinity (mg/L)	Ammonia (as Nitrogen) (mg/L)	Bromide (mg/L)	Chloride (mg/L)	Fluoride (mg/L)	Nitrate (as Nitrogen) (mg/L)	Nitrite (as Nitrogen) (mg/L)	Nitrate/ Nitrite as N (mg/L)	Sulfate (mg/L)	Total Dissolved Solids (mg/L)	Total Organic Carbon (mg/L)
MW-41D	06/24/20	N	–	–	–	–	–	--	–	–	–	0.14	–	–	–
MW-41D	06/07/21	FD	–	–	–	–	–	--	–	–	–	0.5	–	–	–
MW-41D	06/24/20	FD	–	–	–	–	–	--	–	–	–	1.1	–	–	–
MW-41M	06/16/26	N	–	–	–	–	–	--	–	–	–	–	–	–	--
MW-41M	11/25/25	N	–	–	–	–	–	--	–	0.61	–	–	–	–	–
MW-41M	05/29/25	N	–	–	–	–	–	--	–	–	–	–	–	–	--
MW-41M	01/16/25	N	–	–	–	–	–	--	–	–	–	–	–	–	--
MW-41M	11/22/24	N	–	–	–	–	–	--	–	0.69	–	–	–	–	–
MW-41M	05/22/24	N	–	–	–	–	–	--	–	–	–	–	–	–	--
MW-41M	12/01/23	N	–	–	–	–	–	--	–	0.66	–	–	–	–	–
MW-41M	05/31/23	N	–	–	–	–	–	--	–	–	–	–	–	–	--
MW-41M	11/30/22	N	–	–	–	–	–	--	–	0.51	–	0.55 J	–	–	–
MW-41M	06/16/22	N	–	–	–	–	–	--	–	–	–	–	–	–	--
MW-41M	12/07/21	N	–	–	–	–	–	--	–	–	–	0.58	–	–	–
MW-41M	12/17/20	N	–	–	36	–	<2.5	4,600	–	–	–	0.59	560	10,000	–
MW-41M	12/01/23	FD	–	–	–	–	–	--	–	0.66	–	–	–	–	–
MW-41M	05/31/23	FD	–	–	–	–	–	--	–	–	–	–	–	–	--
MW-41S	06/16/26	N	–	–	–	–	–	--	–	–	–	–	–	–	--
MW-41S	11/25/25	N	–	–	–	–	–	--	–	2.8	–	–	–	–	--
MW-41S	05/29/25	N	–	–	–	–	–	--	–	–	–	–	–	–	--
MW-41S	01/16/25	N	–	–	–	–	–	--	–	2.7	–	–	–	–	--
MW-41S	11/22/24	N	–	–	–	–	–	--	–	2.7	–	–	–	–	--
MW-41S	05/22/24	N	–	–	–	–	–	--	–	–	–	–	–	–	--
MW-41S	12/01/23	N	–	–	–	–	–	--	–	2.6	–	–	–	–	–
MW-41S	05/31/23	N	–	–	–	–	–	--	–	–	–	–	–	–	--
MW-41S	11/30/22	N	–	–	–	–	–	--	–	2.4	–	2.7 J	–	–	–
MW-41S	06/16/22	N	–	–	–	–	–	--	–	–	–	–	–	–	--
MW-41S	12/07/21	N	–	–	–	–	–	--	–	–	–	2.5	–	–	–
MW-41S	12/17/20	N	–	–	49	–	<2.5	1,900	–	–	–	2.5	430	3,900	–
MW-41S	05/22/24	FD	–	–	–	–	–	--	–	–	–	–	–	–	--
MW-41S	12/07/21	FD	–	–	–	–	–	--	–	–	–	2.5	–	–	–
MW-42-030	06/15/26	N	–	–	–	–	–	--	–	<0.25	–	–	–	–	3.6
MW-42-030	02/18/26	N	–	–	–	–	–	--	–	<0.25	–	–	–	–	3.9
MW-42-030	11/14/25	N	–	–	–	–	–	--	–	<0.25	–	–	–	–	7.5
MW-42-030	08/26/25	N	–	–	–	–	–	--	–	<0.25	–	–	–	–	3.1
MW-42-030	05/21/25	N	–	–	–	–	–	--	–	<0.25	–	–	–	–	3.3
MW-42-030	02/25/25	N	–	–	–	–	–	--	–	<0.25	–	–	–	–	12
MW-42-030	11/01/24	N	–	–	–	–	–	--	–	<0.25	–	–	–	–	7.2
MW-42-030	08/12/24	N	–	–	–	–	–	--	–	<0.25	–	–	–	–	7.1
MW-42-030	05/03/24	N	–	–	–	–	–	--	–	<0.25	–	–	–	–	3.68
MW-42-030	02/09/24	N	–	–	–	–	–	--	–	<0.25	–	–	–	–	6.2
MW-42-030	11/13/23	N	–	–	–	–	–	--	–	<0.25	–	<0.1	–	–	6.8
MW-42-030	08/14/23	N	–	–	–	–	–	--	–	<0.25	–	–	–	–	3.9 J
MW-42-030	05/22/23	N	–	–	–	–	–	--	–	<0.25	–	<0.1	–	–	<1
MW-42-030	02/16/23	N	–	–	–	–	–	--	–	<0.05	–	<0.1	–	–	1.7
MW-42-030	11/10/22	N	–	–	–	–	–	--	–	<0.25	–	<0.05	–	–	2
MW-42-030	08/18/22	N	–	–	–	–	–	--	–	<0.25	–	<0.1	–	–	<5
MW-42-030	05/05/22	N	–	–	–	–	–	--	–	<0.25	–	<0.1	–	–	2.3
MW-42-030	03/10/22	N	–	–	–	–	–	--	–	<0.1	–	–	–	–	1.8
MW-42-030	11/30/21	N	–	–	–	–	–	--	–	–	–	<0.1	–	–	1.8
MW-42-030	12/16/20	N	–	–	–	–	–	--	–	–	–	<0.05	–	–	–

Appendix B
January 2020 to June 2026 Analytical Results
Second Quarter 2026 Quarterly Progress Report
Pacific Gas and Electric Company, Topock Compressor Station, Needles, California

Monitoring Well ID	Sample Date	Sample Type	Dissolved Vanadium (µg/L)	Dissolved Zinc (µg/L)	Alkalinity (mg/L)	Ammonia (as Nitrogen) (mg/L)	Bromide (mg/L)	Chloride (mg/L)	Fluoride (mg/L)	Nitrate (as Nitrogen) (mg/L)	Nitrite (as Nitrogen) (mg/L)	Nitrate/ Nitrite as N (mg/L)	Sulfate (mg/L)	Total Dissolved Solids (mg/L)	Total Organic Carbon (mg/L)
MW-42-055	06/15/26	N	–	–	–	–	–	--	–	<0.5	–	–	–	–	1.9
MW-42-055	02/18/26	N	–	–	–	–	–	--	–	<0.5	–	–	–	–	<2.1
MW-42-055	11/14/25	N	–	–	–	–	–	--	–	<0.25	–	–	–	–	1.9
MW-42-055	08/26/25	N	–	–	–	–	–	--	–	<0.25	–	–	–	–	1.9
MW-42-055	05/21/25	N	–	–	–	–	–	--	–	<0.25	–	–	–	–	1.9
MW-42-055	02/25/25	N	–	–	–	–	–	--	–	<0.25	–	–	–	–	6.6
MW-42-055	11/01/24	N	–	–	–	–	–	--	–	<0.25	–	–	–	–	3.7
MW-42-055	08/12/24	N	–	–	–	–	–	--	–	<0.25	–	–	–	–	4
MW-42-055	05/03/24	N	–	–	–	–	–	--	–	<0.25	–	–	–	–	1.85
MW-42-055	02/09/24	N	–	–	–	–	–	--	–	<0.25	–	–	–	–	3.3
MW-42-055	11/13/23	N	–	–	–	–	–	--	–	0.74	–	–	–	–	1.5
MW-42-055	08/14/23	N	–	–	–	–	–	--	–	<0.25	–	–	–	–	1.5 J
MW-42-055	05/22/23	N	–	–	–	–	–	--	–	<0.25	–	–	–	–	<1
MW-42-055	02/16/23	N	–	–	–	–	–	--	–	<0.05	–	–	–	–	<1
MW-42-055	11/10/22	N	–	–	–	–	–	--	–	<0.25	–	–	–	–	<1
MW-42-055	08/18/22	N	–	–	–	–	–	--	–	<0.25	–	–	–	–	<1
MW-42-055	05/05/22	N	–	–	–	–	–	--	–	<0.25	–	–	–	–	<1
MW-42-055	03/10/22	N	–	–	–	–	–	--	–	<0.1	–	–	–	–	<1
MW-42-055	11/30/21	N	–	–	–	–	–	--	–	–	–	<0.1	–	–	<1
MW-42-055	04/27/21	N	–	–	–	–	–	--	–	–	–	–	–	–	--
MW-42-055	12/16/20	N	–	–	230	–	<1	87	–	–	–	–	200	660	–
MW-42-055	06/18/20	N	–	–	–	–	–	--	–	–	–	–	–	–	--
MW-42-065	06/15/26	N	–	–	–	–	–	--	–	<0.5	–	–	–	–	3.1
MW-42-065	02/18/26	N	–	–	–	–	–	--	–	0.61	–	–	–	–	4.1
MW-42-065	11/14/25	N	–	–	–	–	–	--	–	<0.5	–	–	–	–	3.6
MW-42-065	08/26/25	N	–	–	–	–	–	--	–	<0.5	–	–	–	–	3
MW-42-065	05/21/25	N	–	–	–	–	–	--	–	<0.5	–	–	–	–	3.1
MW-42-065	02/25/25	N	–	–	–	–	–	--	–	2.7	–	–	–	–	12
MW-42-065	11/01/24	N	–	–	–	–	–	--	–	<0.5	–	–	–	–	6.6
MW-42-065	08/12/24	N	–	–	–	–	–	--	–	<0.5	–	–	–	–	7.2
MW-42-065	05/03/24	N	–	–	–	–	–	--	–	6.6	–	–	–	–	2.55
MW-42-065	02/09/24	N	–	–	–	–	–	--	–	8.5	–	–	–	–	4.5
MW-42-065	11/13/23	N	–	–	–	–	–	--	–	8.1	–	–	–	–	4
MW-42-065	08/14/23	N	–	–	–	–	–	--	–	2.8	–	–	–	–	3.7 J
MW-42-065	05/22/23	N	–	–	–	–	–	--	–	5	–	–	–	–	<1
MW-42-065	02/16/23	N	–	–	–	–	–	--	–	5.2	–	–	–	–	<20
MW-42-065	11/10/22	N	–	–	–	–	–	--	–	<0.25	–	–	–	–	<1
MW-42-065	08/18/22	N	–	–	–	–	–	--	–	<0.25	–	–	–	–	<1
MW-42-065	05/05/22	N	–	–	–	–	–	--	–	<0.25	–	–	–	–	<1
MW-42-065	03/10/22	N	–	–	–	–	–	--	–	<0.1	–	–	–	–	<1
MW-42-065	11/30/21	N	–	–	–	–	–	--	–	–	–	<0.1	–	–	<1
MW-42-065	04/27/21	N	–	–	–	–	–	--	–	–	–	–	–	–	--
MW-42-065	12/16/20	N	–	–	320	–	<1	750	–	–	–	–	350	2,100	–
MW-42-065	06/18/20	N	–	–	–	–	–	--	–	–	–	–	–	–	--
MW-43-025	06/10/26	N	–	–	–	–	–	--	–	<0.5	–	–	–	–	11
MW-43-025	04/14/26	N	–	–	–	–	–	--	–	–	–	–	–	–	--
MW-43-025	02/18/26	N	–	–	–	–	–	--	–	<0.5	–	–	–	–	6.2
MW-43-025	01/13/26	N	–	–	–	–	–	--	–	–	–	–	–	–	--
MW-43-025	11/14/25	N	–	–	–	–	–	--	–	<0.5	–	–	–	–	6.8
MW-43-025	10/22/25	N	–	–	–	–	–	--	–	–	–	–	–	–	--
MW-43-025	08/21/25	N	–	–	–	–	–	--	–	<0.5	–	–	–	–	8.4

Appendix B
January 2020 to June 2026 Analytical Results
Second Quarter 2026 Quarterly Progress Report
Pacific Gas and Electric Company, Topock Compressor Station, Needles, California

Monitoring Well ID	Sample Date	Sample Type	Dissolved Vanadium (µg/L)	Dissolved Zinc (µg/L)	Alkalinity (mg/L)	Ammonia (as Nitrogen) (mg/L)	Bromide (mg/L)	Chloride (mg/L)	Fluoride (mg/L)	Nitrate (as Nitrogen) (mg/L)	Nitrite (as Nitrogen) (mg/L)	Nitrate/ Nitrite as N (mg/L)	Sulfate (mg/L)	Total Dissolved Solids (mg/L)	Total Organic Carbon (mg/L)
MW-43-025	04/07/25	N	–	–	–	–	–	--	–	<0.5	–	–	–	–	6.8
MW-43-025	02/25/25	N	–	–	–	–	–	--	–	<0.5	–	–	–	–	16
MW-43-025	10/10/24	N	–	–	–	–	–	--	–	<0.5	–	–	–	–	12
MW-43-025	08/14/24	N	–	–	–	–	–	--	–	<0.5	–	–	–	–	10
MW-43-025	05/02/24	N	–	–	–	–	–	--	–	<0.5	–	–	–	–	5.75
MW-43-025	02/15/24	N	–	–	–	–	–	--	–	<0.5	–	–	–	–	6.6
MW-43-025	11/14/23	N	–	–	–	–	–	--	–	1	–	–	–	–	4.7
MW-43-025	08/24/23	N	–	–	–	–	–	--	–	<0.5	–	–	–	–	4.8
MW-43-025	05/23/23	N	–	–	–	–	–	--	–	<0.5	–	–	–	–	<1
MW-43-025	02/21/23	N	–	–	–	–	–	--	–	<0.5	–	–	–	–	1.5
MW-43-025	11/17/22	N	–	–	–	–	–	--	–	<0.5	–	–	–	–	1.9
MW-43-025	08/24/22	N	–	–	–	–	–	--	–	<0.25	–	–	–	–	1.9
MW-43-025	05/03/22	N	–	–	–	–	–	--	–	<0.25	–	–	–	–	2.2
MW-43-025	03/08/22	N	–	–	–	–	–	--	–	<0.25	–	–	–	–	1.3
MW-43-025	11/30/21	N	–	–	–	–	–	--	–	–	–	<0.1	–	–	1.2
MW-43-025	12/08/20	N	–	–	390	–	<2.5	200	–	–	–	–	370	1,200	–
MW-43-025	05/23/23	FD	–	–	–	–	–	--	–	<0.5	–	–	–	–	<1
MW-43-075	06/10/26	N	–	–	–	–	–	--	–	<0.5	–	–	–	–	3.3
MW-43-075	02/18/26	N	–	–	–	–	–	--	–	<0.5	–	–	–	–	4.9
MW-43-075	11/14/25	N	–	–	–	–	–	--	–	<0.5	–	–	–	–	4.7
MW-43-075	08/21/25	N	–	–	–	–	–	--	–	<0.5	–	–	–	–	4.6
MW-43-075	04/07/25	N	–	–	–	–	–	--	–	<0.5	–	–	–	–	3.2
MW-43-075	02/25/25	N	–	–	–	–	–	--	–	<0.5	–	–	–	–	11
MW-43-075	10/31/24	N	–	–	–	–	–	--	–	<0.5	–	–	–	–	8.5
MW-43-075	08/14/24	N	–	–	–	–	–	--	–	<0.5	–	–	–	–	7.5
MW-43-075	05/02/24	N	–	–	–	–	–	--	–	<0.5	–	–	–	–	1.58
MW-43-075	02/15/24	N	–	–	–	–	–	--	–	<0.5	–	–	–	–	5
MW-43-075	11/14/23	N	–	–	–	–	–	--	–	<0.5	–	–	–	–	4.1
MW-43-075	08/24/23	N	–	–	–	–	–	--	–	<0.5	–	–	–	–	3.5
MW-43-075	05/23/23	N	–	–	–	–	–	--	–	<0.5	–	–	–	–	<1
MW-43-075	02/21/23	N	–	–	–	–	–	--	–	<0.5	–	–	–	–	<1
MW-43-075	11/17/22	N	–	–	–	–	–	--	–	<0.5	–	–	–	–	<1
MW-43-075	08/24/22	N	–	–	–	–	–	--	–	<0.5	–	–	–	–	<1
MW-43-075	05/03/22	N	–	–	–	–	–	--	–	<0.25	–	–	–	–	<1
MW-43-075	03/08/22	N	–	–	–	–	–	--	–	<0.25	–	–	–	–	<1
MW-43-075	11/30/21	N	–	–	–	–	–	--	–	–	–	<0.1	–	–	<1
MW-43-075	12/08/20	N	–	–	700	–	<2.5	2,700	–	–	–	–	1,400	7,300	–
MW-43-090	06/10/26	N	–	–	–	–	–	--	–	<0.5	–	–	–	–	4.1
MW-43-090	02/18/26	N	–	–	–	–	–	--	–	<0.5	–	–	–	–	3.4
MW-43-090	11/14/25	N	–	–	–	–	–	--	–	<0.5	–	–	–	–	3.7
MW-43-090	08/21/25	N	–	–	–	–	–	--	–	<0.5	–	–	–	–	2.1
MW-43-090	04/07/25	N	–	–	–	–	–	--	–	<0.5	–	–	–	–	4.5
MW-43-090	02/25/25	N	–	–	–	–	–	--	–	<0.5	–	–	–	–	3.5
MW-43-090	10/31/24	N	–	–	–	–	–	--	–	<0.5	–	–	–	–	5.3
MW-43-090	08/14/24	N	–	–	–	–	–	--	–	<0.5	–	–	–	–	4.2
MW-43-090	05/02/24	N	–	–	–	–	–	--	–	<0.5	–	–	–	–	1.39
MW-43-090	02/15/24	N	–	–	–	–	–	--	–	<0.5	–	–	–	–	4.2
MW-43-090	11/14/23	N	–	–	–	–	–	--	–	<0.5	–	–	–	–	2.5
MW-43-090	08/24/23	N	–	–	–	–	–	--	–	<0.5	–	–	–	–	3.5
MW-43-090	05/23/23	N	–	–	–	–	–	--	–	<0.5	–	–	–	–	<1
MW-43-090	02/21/23	N	–	–	–	–	–	--	–	<0.5	–	–	–	–	<1

Appendix B
January 2020 to June 2026 Analytical Results
Second Quarter 2026 Quarterly Progress Report
Pacific Gas and Electric Company, Topock Compressor Station, Needles, California

Monitoring Well ID	Sample Date	Sample Type	Dissolved Vanadium (µg/L)	Dissolved Zinc (µg/L)	Alkalinity (mg/L)	Ammonia (as Nitrogen) (mg/L)	Bromide (mg/L)	Chloride (mg/L)	Fluoride (mg/L)	Nitrate (as Nitrogen) (mg/L)	Nitrite (as Nitrogen) (mg/L)	Nitrate/ Nitrite as N (mg/L)	Sulfate (mg/L)	Total Dissolved Solids (mg/L)	Total Organic Carbon (mg/L)
MW-43-090	11/17/22	N	–	–	–	–	–	--	–	<0.5	–	–	–	–	<1
MW-43-090	08/24/22	N	–	–	–	–	–	--	–	<0.5	–	–	–	–	<1
MW-43-090	05/03/22	N	–	–	–	–	–	--	–	<0.25	–	–	–	–	<50
MW-43-090	03/08/22	N	–	–	–	–	–	--	–	<0.25	–	–	–	–	<1
MW-43-090	11/30/21	N	–	–	–	–	–	--	–	–	–	<0.1	–	–	<1
MW-43-090	12/08/20	N	–	–	170	–	<2.5	5,700	–	–	–	–	950	12,000	–
MW-44-070	05/14/26	N	–	–	–	–	–	--	–	<0.5	–	–	–	–	<1
MW-44-070	02/11/26	N	–	–	–	–	–	--	–	<0.5	–	–	–	–	<1
MW-44-070	11/13/25	N	–	–	–	–	–	--	–	<0.5	–	–	–	–	<1
MW-44-070	08/12/25	N	–	–	–	–	–	--	–	<0.5	–	–	–	–	<1
MW-44-070	05/09/25	N	–	–	–	–	–	--	–	<0.5	–	–	–	–	<1
MW-44-070	02/11/25	N	–	–	–	–	–	--	–	<0.5	–	–	–	–	5.2
MW-44-070	11/12/24	N	–	–	–	–	–	--	–	0.64	–	–	–	–	2.6
MW-44-070	08/14/24	N	–	–	–	–	–	--	–	<0.5	–	–	–	–	3.6
MW-44-070	05/08/24	N	–	–	–	–	–	--	–	<0.25	–	–	–	–	1.21
MW-44-070	02/07/24	N	–	–	–	–	–	--	–	<0.1	–	–	–	–	2.3
MW-44-070	11/08/23	N	–	–	–	–	–	--	–	<0.1	–	–	–	–	<1
MW-44-070	08/16/23	N	–	–	–	–	–	--	–	<0.1	–	–	–	–	2.2 J
MW-44-070	05/24/23	N	–	–	–	–	–	--	–	<0.1	–	<0.1	–	–	<1
MW-44-070	02/22/23	N	–	–	–	–	–	--	–	<0.25	–	<0.1	–	–	<1
MW-44-070	11/08/22	N	–	–	–	–	–	--	–	<0.5	–	<0.05	–	–	<1
MW-44-070	08/23/22	N	–	–	–	–	–	--	–	<0.25	–	<0.1	–	–	<1
MW-44-070	05/06/22	N	–	–	–	–	–	--	–	<0.25	–	<0.1	–	–	<1
MW-44-070	03/10/22	N	–	–	–	–	–	--	–	<0.1	–	–	–	–	<1
MW-44-070	12/08/21	N	–	–	–	–	–	--	–	–	–	<0.1	–	–	<1
MW-44-070	11/19/21	N	–	–	–	–	–	--	–	–	–	–	–	–	--
MW-44-070	11/02/21	N	–	–	–	–	–	--	–	–	–	–	–	–	--
MW-44-070	10/20/21	N	–	–	–	–	–	--	–	–	–	–	–	–	--
MW-44-070	10/06/21	N	–	–	–	–	–	--	–	–	–	–	–	–	--
MW-44-070	09/23/21	N	–	–	–	–	–	--	–	–	–	–	–	–	--
MW-44-070	09/08/21	N	–	–	–	–	–	--	–	–	–	–	–	–	--
MW-44-070	08/26/21	N	–	–	–	–	–	--	–	–	–	–	–	–	--
MW-44-070	08/10/21	N	–	–	–	–	–	--	–	–	–	–	–	–	--
MW-44-070	07/27/21	N	–	–	–	–	–	--	–	–	–	–	–	–	--
MW-44-070	07/12/21	N	–	–	–	–	–	--	–	–	–	–	–	–	--
MW-44-070	06/29/21	N	–	–	–	–	–	--	–	–	–	–	–	–	--
MW-44-070	04/28/21	N	–	–	–	–	–	--	–	–	–	–	–	–	--
MW-44-070	12/11/20	N	–	–	200	–	<1	260	–	–	–	–	230	970	–
MW-44-070	06/23/20	N	–	–	–	–	–	--	–	–	–	–	–	–	--
MW-44-070	11/08/23	FD	–	–	–	–	–	--	–	<0.1	–	–	–	–	1.2
MW-44-070	08/10/21	FD	–	–	–	–	–	--	–	–	–	–	–	–	--
MW-44-115	06/09/26	N	–	–	–	–	–	--	–	–	–	–	–	–	--
MW-44-115	05/14/26	N	–	–	–	–	–	--	–	1	–	–	920	–	<1
MW-44-115	04/13/26	N	–	–	–	–	–	--	–	–	–	–	–	–	--
MW-44-115	03/12/26	N	–	–	–	–	–	--	–	–	–	–	–	–	--
MW-44-115	02/11/26	N	–	–	–	–	–	--	–	1.1	–	–	930	–	<1
MW-44-115	01/13/26	N	–	–	–	–	–	--	–	–	–	–	–	–	--
MW-44-115	12/09/25	N	–	–	–	–	–	--	–	–	–	–	–	–	--
MW-44-115	11/13/25	N	–	–	–	–	–	--	–	1.1	–	–	960	–	<1
MW-44-115	10/22/25	N	–	–	–	–	–	--	–	–	–	–	–	–	--
MW-44-115	09/08/25	N	–	–	–	–	–	--	–	–	–	–	–	–	--

Appendix B
January 2020 to June 2026 Analytical Results
Second Quarter 2026 Quarterly Progress Report
Pacific Gas and Electric Company, Topock Compressor Station, Needles, California

Monitoring Well ID	Sample Date	Sample Type	Dissolved Vanadium (µg/L)	Dissolved Zinc (µg/L)	Alkalinity (mg/L)	Ammonia (as Nitrogen) (mg/L)	Bromide (mg/L)	Chloride (mg/L)	Fluoride (mg/L)	Nitrate (as Nitrogen) (mg/L)	Nitrite (as Nitrogen) (mg/L)	Nitrate/ Nitrite as N (mg/L)	Sulfate (mg/L)	Total Dissolved Solids (mg/L)	Total Organic Carbon (mg/L)
MW-44-115	08/12/25	N	–	–	–	–	–	--	–	0.98	–	–	980	–	<1
MW-44-115	07/16/25	N	–	–	–	–	–	--	–	–	–	–	–	–	--
MW-44-115	06/12/25	N	–	–	–	–	–	--	–	–	–	–	–	–	--
MW-44-115	05/09/25	N	–	–	–	–	–	--	–	0.78	–	–	980	–	<1
MW-44-115	04/09/25	N	–	–	–	–	–	--	–	0.91	–	–	1,000	–	<1
MW-44-115	03/12/25	N	–	–	–	–	–	--	–	1	–	–	1,000	–	<1
MW-44-115	02/11/25	N	–	–	–	–	–	--	–	1.1	–	–	1,000	–	1.5
MW-44-115	01/14/25	N	–	–	–	–	–	--	–	0.99	–	–	1,100	–	1.2 J
MW-44-115	12/11/24	N	–	–	–	–	–	--	–	1.1	–	–	1,000	–	<1
MW-44-115	11/12/24	N	–	–	–	–	–	--	–	1	–	–	1,100	–	1.4
MW-44-115	10/09/24	N	–	–	–	–	–	--	–	0.86	–	–	1,000	–	1.6
MW-44-115	09/12/24	N	–	–	–	–	–	--	–	0.95 J	–	–	1,000	–	1.4
MW-44-115	08/07/24	N	–	–	–	–	–	--	–	0.95	–	–	1,100	–	1.4
MW-44-115	07/17/24	N	–	–	–	–	–	--	–	0.98	–	–	1,000	–	1.6
MW-44-115	06/11/24	N	–	–	–	–	–	--	–	0.92	–	–	1,000	–	<1
MW-44-115	05/08/24	N	–	–	–	–	–	--	–	0.75	–	–	1,000	–	<1
MW-44-115	04/10/24	N	–	–	–	–	–	--	–	0.82	–	–	960	–	1.5
MW-44-115	03/11/24	N	–	–	–	–	–	--	–	0.76	–	–	940	–	<1
MW-44-115	02/07/24	N	–	–	–	–	–	--	–	1	–	–	980	–	1.9
MW-44-115	01/10/24	N	–	–	–	–	–	--	–	0.88	–	–	980	–	1.9
MW-44-115	12/12/23	N	–	–	–	–	–	--	–	0.84	–	–	950	–	1.6
MW-44-115	11/08/23	N	–	–	–	–	–	--	–	0.74	–	–	980	–	<1
MW-44-115	10/11/23	N	–	–	–	–	–	--	–	0.64	–	–	960	–	0.66
MW-44-115	09/14/23	N	–	–	–	–	–	--	–	<0.5	–	–	990	–	0.53
MW-44-115	08/08/23	N	–	–	–	–	–	--	–	0.6	–	–	1,000	–	0.54 J
MW-44-115	07/17/23	N	–	–	–	–	–	--	–	<0.5	–	–	970	–	1.6 J
MW-44-115	06/14/23	N	–	–	–	–	–	--	–	<0.5	–	–	1,000 J	–	<1
MW-44-115	05/08/23	N	–	–	–	–	–	--	–	<0.5	–	–	1,000	–	1.5
MW-44-115	04/04/23	N	–	–	–	–	–	--	–	<0.5	–	–	1,000	–	<1
MW-44-115	03/09/23	N	–	–	–	–	–	--	–	1.4	–	–	1,000	–	<1
MW-44-115	02/08/23	N	–	–	–	–	–	--	–	<0.5	–	–	1,000	–	<1
MW-44-115	01/10/23	N	–	–	–	–	–	--	–	<0.5	–	–	1,000	–	<1
MW-44-115	12/06/22	N	–	–	–	–	–	--	–	<0.5	–	–	1,000	–	<1
MW-44-115	11/08/22	N	–	–	–	–	–	--	–	<0.5	–	–	1,100	–	<1
MW-44-115	10/11/22	N	–	–	–	–	–	--	–	<0.5	–	–	1,000	–	<1
MW-44-115	09/13/22	N	–	–	–	–	–	--	–	<0.5	–	–	1,000	–	<1
MW-44-115	08/11/22	N	–	–	–	–	–	--	–	<0.5	–	–	1,000	–	<1
MW-44-115	07/14/22	N	–	–	–	–	–	--	–	<0.5	–	–	1,000	–	<1
MW-44-115	06/17/22	N	–	–	–	–	–	--	–	<0.25	–	–	1,000	–	<50
MW-44-115	05/06/22	N	–	–	–	–	–	--	–	<0.25	–	–	–	–	<1
MW-44-115	03/10/22	N	–	–	–	–	–	--	–	<0.1	–	–	–	–	<1
MW-44-115	12/08/21	N	–	–	–	–	–	--	–	–	–	<0.1	–	–	<1
MW-44-115	11/19/21	N	–	–	–	–	–	--	–	–	–	–	–	–	--
MW-44-115	11/02/21	N	–	–	–	–	–	--	–	–	–	–	–	–	--
MW-44-115	10/20/21	N	–	–	–	–	–	--	–	–	–	–	–	–	--
MW-44-115	10/06/21	N	–	–	–	–	–	--	–	–	–	–	–	–	--
MW-44-115	09/23/21	N	–	–	–	–	–	--	–	–	–	–	–	–	--
MW-44-115	09/08/21	N	–	–	–	–	–	--	–	–	–	–	–	–	--
MW-44-115	08/26/21	N	–	–	–	–	–	--	–	–	–	<0.1	–	–	–
MW-44-115	08/10/21	N	–	–	–	–	–	--	–	–	–	–	–	–	--
MW-44-115	07/27/21	N	–	–	–	–	–	--	–	–	–	–	–	–	--

Appendix B
January 2020 to June 2026 Analytical Results
Second Quarter 2026 Quarterly Progress Report
Pacific Gas and Electric Company, Topock Compressor Station, Needles, California

Monitoring Well ID	Sample Date	Sample Type	Dissolved Vanadium (µg/L)	Dissolved Zinc (µg/L)	Alkalinity (mg/L)	Ammonia (as Nitrogen) (mg/L)	Bromide (mg/L)	Chloride (mg/L)	Fluoride (mg/L)	Nitrate (as Nitrogen) (mg/L)	Nitrite (as Nitrogen) (mg/L)	Nitrate/ Nitrite as N (mg/L)	Sulfate (mg/L)	Total Dissolved Solids (mg/L)	Total Organic Carbon (mg/L)
MW-44-115	07/12/21	N	–	–	–	–	–	--	–	–	–	–	–	–	--
MW-44-115	06/29/21	N	–	–	–	–	–	--	–	–	–	–	–	–	--
MW-44-115	04/28/21	N	–	–	–	–	–	--	–	–	–	0.05	–	–	–
MW-44-115	02/26/21	N	–	–	–	–	–	--	–	–	–	0.055	–	–	–
MW-44-115	12/11/20	N	6.6	<10	120	–	<1	2,900	–	–	–	<0.05	910	6,300	–
MW-44-115	10/01/20	N	–	–	–	–	–	--	–	–	–	<0.05	–	–	–
MW-44-115	06/23/20	N	–	–	–	–	–	--	–	–	–	<0.05	–	–	–
MW-44-115	02/21/20	N	–	–	–	–	–	--	–	–	–	<0.05	–	–	–
MW-44-115	05/14/26	FD	–	–	–	–	–	--	–	1.5	–	–	930	–	<1
MW-44-115	02/11/26	FD	–	–	–	–	–	--	–	1.1	–	–	940	–	<1
MW-44-115	11/13/25	FD	–	–	–	–	–	--	–	1.2	–	–	950	–	<1
MW-44-115	08/12/25	FD	–	–	–	–	–	--	–	1	–	–	980	–	<1
MW-44-115	05/09/25	FD	–	–	–	–	–	--	–	0.85	–	–	980	–	<1
MW-44-115	11/12/24	FD	–	–	–	–	–	--	–	1	–	–	1,100	–	1.6
MW-44-115	09/12/24	FD	–	–	–	–	–	--	–	5.7 J	–	–	1,000	–	2.2
MW-44-115	03/11/24	FD	–	–	–	–	–	--	–	0.76	–	–	940	–	<1
MW-44-115	12/06/22	FD	–	–	–	–	–	--	–	<0.5	–	–	1,000	–	<1
MW-44-115	09/13/22	FD	–	–	–	–	–	--	–	<0.5	–	–	1,200	–	<1
MW-44-115	08/11/22	FD	–	–	–	–	–	--	–	<0.5	–	–	940	–	<1
MW-44-115	07/14/22	FD	–	–	–	–	–	--	–	<0.5	–	–	1,000	–	<1
MW-44-115	09/23/21	FD	–	–	–	–	–	--	–	–	–	–	–	–	--
MW-44-115	07/27/21	FD	–	–	–	–	–	--	–	–	–	–	–	–	--
MW-44-115	10/01/20	FD	–	–	–	–	–	--	–	–	–	<0.05	–	–	–
MW-44-125	06/09/26	N	–	–	–	–	–	--	–	–	–	–	–	–	--
MW-44-125	05/14/26	N	–	–	–	–	–	--	–	<0.5	–	–	650	–	<1
MW-44-125	04/13/26	N	–	–	–	–	–	--	–	–	–	–	–	–	--
MW-44-125	03/12/26	N	–	–	–	–	–	--	–	–	–	–	–	–	--
MW-44-125	02/11/26	N	–	–	–	–	–	--	–	<0.5	–	–	980	–	<1
MW-44-125	01/13/26	N	–	–	–	–	–	--	–	–	–	–	–	–	--
MW-44-125	12/09/25	N	–	–	–	–	–	--	–	–	–	–	–	–	--
MW-44-125	11/13/25	N	–	–	–	–	–	--	–	<0.5	–	–	970	–	3.8
MW-44-125	10/22/25	N	–	–	–	–	–	--	–	–	–	–	–	–	--
MW-44-125	09/08/25	N	–	–	–	–	–	--	–	–	–	–	–	–	--
MW-44-125	08/12/25	N	–	–	–	–	–	--	–	<0.5	–	–	910	–	<1
MW-44-125	07/16/25	N	–	–	–	–	–	--	–	–	–	–	–	–	--
MW-44-125	06/12/25	N	–	–	–	–	–	--	–	–	–	–	–	–	--
MW-44-125	05/09/25	N	–	–	–	–	–	--	–	<0.5	–	–	650	–	<1
MW-44-125	04/09/25	N	–	–	–	–	–	--	–	<0.5	–	–	780	–	<1
MW-44-125	03/12/25	N	–	–	–	–	–	--	–	<0.5	–	–	890	–	<1
MW-44-125	02/11/25	N	–	–	–	–	–	--	–	<0.5	–	–	930	–	1.2
MW-44-125	01/14/25	N	–	–	–	–	–	--	–	<0.5	–	–	980	–	<1
MW-44-125	12/11/24	N	–	–	–	–	–	--	–	<0.5	–	–	930	–	<1
MW-44-125	11/12/24	N	–	–	–	–	–	--	–	<0.5	–	–	940	–	1.4
MW-44-125	10/09/24	N	–	–	–	–	–	--	–	<0.5	–	–	950	–	1.5
MW-44-125	09/12/24	N	–	–	–	–	–	--	–	<0.5	–	–	970	–	1.5
MW-44-125	08/07/24	N	–	–	–	–	–	--	–	<0.5	–	–	1,000	–	1.3
MW-44-125	07/17/24	N	–	–	–	–	–	--	–	<0.5	–	–	940	–	1.4
MW-44-125	06/11/24	N	–	–	–	–	–	--	–	<0.5	–	–	970	–	<1
MW-44-125	05/08/24	N	–	–	–	–	–	--	–	<0.5	–	–	900	–	<1
MW-44-125	04/10/24	N	–	–	–	–	–	--	–	<0.5	–	–	930	–	1.5
MW-44-125	03/11/24	N	–	–	–	–	–	--	–	<0.5	–	–	920	–	<1

Appendix B
January 2020 to June 2026 Analytical Results
Second Quarter 2026 Quarterly Progress Report
Pacific Gas and Electric Company, Topock Compressor Station, Needles, California

Monitoring Well ID	Sample Date	Sample Type	Dissolved Vanadium (µg/L)	Dissolved Zinc (µg/L)	Alkalinity (mg/L)	Ammonia (as Nitrogen) (mg/L)	Bromide (mg/L)	Chloride (mg/L)	Fluoride (mg/L)	Nitrate (as Nitrogen) (mg/L)	Nitrite (as Nitrogen) (mg/L)	Nitrate/ Nitrite as N (mg/L)	Sulfate (mg/L)	Total Dissolved Solids (mg/L)	Total Organic Carbon (mg/L)
MW-44-125	02/07/24	N	–	–	–	–	–	--	–	<0.5	–	–	920	–	1.7
MW-44-125	01/10/24	N	–	–	–	–	–	--	–	<0.5	–	–	960	–	2.2
MW-44-125	12/12/23	N	–	–	–	–	–	--	–	<0.5	–	–	940	–	1.9
MW-44-125	11/08/23	N	–	–	–	–	–	--	–	<0.5	–	–	960	–	<1
MW-44-125	10/11/23	N	–	–	–	–	–	--	–	<0.5	–	–	930	–	0.53
MW-44-125	09/14/23	N	–	–	–	–	–	--	–	<0.5	–	–	940	–	0.48
MW-44-125	08/08/23	N	–	–	–	–	–	--	–	0.5	–	–	970	–	0.54 J
MW-44-125	07/17/23	N	–	–	–	–	–	--	–	<0.5	–	–	930	–	1.3 J
MW-44-125	06/14/23	N	–	–	–	–	–	--	–	<0.5	–	–	990 J	–	<1
MW-44-125	05/24/23	N	–	–	–	–	–	--	–	<0.5	–	<0.1	990	–	<1
MW-44-125	04/04/23	N	–	–	–	–	–	--	–	<0.5	–	<0.1	1,100	–	1.1
MW-44-125	03/09/23	N	–	–	–	–	–	--	–	<0.5	–	<0.1	1,100	–	<20
MW-44-125	02/08/23	N	–	–	–	–	–	--	–	<0.5	–	<0.1	1,100	–	<1
MW-44-125	01/10/23	N	–	–	–	–	–	--	–	<0.5	–	<0.1	1,100	–	<1
MW-44-125	12/06/22	N	–	–	–	–	–	--	–	<0.5	–	–	1,100	–	<1
MW-44-125	11/08/22	N	–	–	–	–	–	--	–	<0.5	–	<0.05	1,200	–	<1
MW-44-125	10/11/22	N	–	–	–	–	–	--	–	<0.5	–	–	1,100	–	<1
MW-44-125	09/13/22	N	–	–	–	–	–	--	–	<0.5	–	–	1,300	–	<1
MW-44-125	08/11/22	N	–	–	–	–	–	--	–	<0.5	–	<0.1	1,100	–	<1
MW-44-125	07/14/22	N	–	–	–	–	–	--	–	<0.5	–	–	1,100	–	<1
MW-44-125	06/17/22	N	–	–	–	–	–	--	–	<0.25	–	–	1,100	–	<1
MW-44-125	05/06/22	N	–	–	–	–	–	--	–	<0.25	–	<0.1	–	–	<1
MW-44-125	03/10/22	N	–	–	–	–	–	--	–	0.1	–	–	–	–	<1
MW-44-125	12/08/21	N	–	–	–	–	–	--	–	–	–	<0.1	–	–	<1
MW-44-125	11/19/21	N	–	–	–	–	–	--	–	–	–	–	–	–	--
MW-44-125	11/02/21	N	–	–	–	–	–	--	–	–	–	–	–	–	--
MW-44-125	10/20/21	N	–	–	–	–	–	--	–	–	–	–	–	–	--
MW-44-125	10/06/21	N	–	–	–	–	–	--	–	–	–	–	–	–	--
MW-44-125	09/23/21	N	–	–	–	–	–	--	–	–	–	–	–	–	--
MW-44-125	09/08/21	N	–	–	–	–	–	--	–	–	–	–	–	–	--
MW-44-125	08/26/21	N	–	–	–	–	–	--	–	–	–	–	–	–	--
MW-44-125	08/10/21	N	–	–	–	–	–	--	–	–	–	–	–	–	--
MW-44-125	07/27/21	N	–	–	–	–	–	--	–	–	–	–	–	–	--
MW-44-125	07/12/21	N	–	–	–	–	–	--	–	–	–	–	–	–	--
MW-44-125	06/29/21	N	–	–	–	–	–	--	–	–	–	–	–	–	--
MW-44-125	04/28/21	N	–	–	–	–	–	--	–	–	–	<0.05	–	–	–
MW-44-125	12/11/20	N	–	–	120	–	<1	2,500	–	–	–	<0.05	600	5,000	–
MW-44-125	06/23/20	N	–	–	–	–	–	--	–	–	–	0.18	–	–	–
MW-44-125	04/09/25	FD	–	–	–	–	–	--	–	<0.5	–	–	750	–	<1
MW-44-125	06/11/24	FD	–	–	–	–	–	--	–	<0.5	–	–	980	–	<1
MW-44-125	06/14/23	FD	–	–	–	–	–	--	–	<0.5	–	–	1,000 J	–	<1
MW-44-125	04/04/23	FD	–	–	–	–	–	--	–	<0.5	–	<0.1	1,100	–	<1
MW-44-125	01/10/23	FD	–	–	–	–	–	--	–	<0.5	–	<0.1	1,100	–	<1
MW-45-095a	04/28/26	N	–	–	–	–	–	--	–	<0.25	–	–	–	–	<1
MW-45-095a	01/27/26	N	–	–	–	–	–	--	–	<0.5	–	–	–	–	<1
MW-45-095a	11/13/25	N	–	–	–	–	–	--	–	<0.5	–	–	–	–	<1
MW-45-095a	08/14/25	N	–	–	–	–	–	--	–	<0.5	–	–	–	–	<1
MW-45-095a	05/22/25	N	–	–	–	–	–	--	–	<0.5	–	–	–	–	<1
MW-45-095a	02/11/25	N	–	–	–	–	–	--	–	<0.5	–	–	610	–	5.1
MW-45-095a	01/14/25	N	–	–	–	–	–	--	–	<0.5	–	–	590	–	1.2 J
MW-45-095a	12/12/24	N	–	–	–	–	–	--	–	<0.5	–	–	570	–	0.363 J

Appendix B
January 2020 to June 2026 Analytical Results
Second Quarter 2026 Quarterly Progress Report
Pacific Gas and Electric Company, Topock Compressor Station, Needles, California

Monitoring Well ID	Sample Date	Sample Type	Dissolved Vanadium (µg/L)	Dissolved Zinc (µg/L)	Alkalinity (mg/L)	Ammonia (as Nitrogen) (mg/L)	Bromide (mg/L)	Chloride (mg/L)	Fluoride (mg/L)	Nitrate (as Nitrogen) (mg/L)	Nitrite (as Nitrogen) (mg/L)	Nitrate/ Nitrite as N (mg/L)	Sulfate (mg/L)	Total Dissolved Solids (mg/L)	Total Organic Carbon (mg/L)
MW-45-095a	11/12/24	N	–	–	–	–	–	--	–	<0.5	–	–	590	–	3.2
MW-45-095a	10/09/24	N	–	–	–	–	–	--	–	<0.5	–	–	670	–	3.6
MW-45-095a	09/12/24	N	–	–	–	–	–	--	–	<0.5	–	–	610	–	2.6
MW-45-095a	08/07/24	N	–	–	–	–	–	--	–	<0.5	–	–	760	–	1.9
MW-45-095a	07/17/24	N	–	–	–	–	–	--	–	<0.5	–	–	650	–	1.6
MW-45-095a	06/11/24	N	–	–	–	–	–	--	–	<0.5	–	–	700	–	0.408 J
MW-45-095a	05/08/24	N	–	–	–	–	–	--	–	<0.5	–	–	710	–	0.4 J
MW-45-095a	04/10/24	N	–	–	–	–	–	--	–	<0.5	–	–	650	–	4.1
MW-45-095a	03/12/24	N	–	–	–	–	–	--	–	3.4	–	–	650	–	2.3
MW-45-095a	02/07/24	N	–	–	–	–	–	--	–	<0.5	–	–	590	–	2.9
MW-45-095a	01/10/24	N	–	–	–	–	–	--	–	<0.5	–	–	540	–	1.7
MW-45-095a	12/14/23	N	–	–	–	–	–	--	–	<0.5	–	–	530	–	1.9
MW-45-095a	11/08/23	N	–	–	–	–	–	--	–	<0.5	–	–	550	–	1.4
MW-45-095a	10/11/23	N	–	–	–	–	–	--	–	<0.5	–	–	510	–	0.77
MW-45-095a	09/12/23	N	–	–	–	–	–	--	–	<0.25	–	–	440	–	0.71
MW-45-095a	08/09/23	N	–	–	–	–	–	--	–	<0.5	–	–	480	–	1.8
MW-45-095a	07/17/23	N	–	–	–	–	–	--	–	<0.5	–	–	510	–	2.1 J
MW-45-095a	06/14/23	N	–	–	–	–	–	--	–	<0.5	–	–	520 J	–	<1
MW-45-095a	05/10/23	N	–	–	–	–	–	--	–	<0.5	–	–	490	–	1.2 J
MW-45-095a	04/05/23	N	–	–	–	–	–	--	–	<0.5	–	–	490	–	1.2
MW-45-095a	03/08/23	N	–	–	–	–	–	--	–	<0.5	–	–	460	–	<1
MW-45-095a	02/08/23	N	–	–	–	–	–	--	–	<0.5	–	–	400	–	<1
MW-45-095a	01/10/23	N	–	–	–	–	–	--	–	<0.5	–	–	360	–	<1
MW-45-095A	12/07/22	N	–	–	–	–	–	--	–	<0.5	–	–	360	–	<1
MW-45-095A	11/09/22	N	–	–	–	–	–	--	–	R	–	–	400	–	<1
MW-45-095A	10/12/22	N	–	–	–	–	–	--	–	<0.5	–	–	430	–	<1
MW-45-095A	09/15/22	N	–	–	–	–	–	--	–	<0.5	–	–	470	–	<1
MW-45-095A	08/11/22	N	–	–	–	–	–	--	–	<0.5	–	–	430	–	<1
MW-45-095A	07/14/22	N	–	–	–	–	–	--	–	<0.5	–	–	490	–	<1
MW-45-095A	06/17/22	N	–	–	–	–	–	--	–	<0.25	–	–	480	–	<1
MW-45-095A	05/04/22	N	–	–	–	–	–	--	–	<0.25	–	–	–	–	<1
MW-45-095A	03/08/22	N	–	–	–	–	–	--	–	<0.25	–	–	–	–	<1
MW-45-095a	12/01/21	N	–	–	–	–	–	--	–	–	–	<0.1	–	–	<1
MW-46-175	06/09/26	N	–	–	–	–	–	--	–	–	–	–	–	–	--
MW-46-175	05/14/26	N	–	–	–	–	–	--	–	1.3	–	–	1,100	–	<1
MW-46-175	04/14/26	N	–	–	–	–	–	--	–	–	–	–	–	–	--
MW-46-175	03/12/26	N	–	–	–	–	–	--	–	–	–	–	–	–	--
MW-46-175	02/11/26	N	–	–	–	–	–	--	–	1.3	–	–	1,000	–	<1
MW-46-175	01/13/26	N	–	–	–	–	–	--	–	–	–	–	–	–	--
MW-46-175	12/12/25	N	–	–	–	–	–	--	–	–	–	–	–	–	--
MW-46-175	11/13/25	N	–	–	–	–	–	--	–	0.79	–	–	980	–	<1
MW-46-175	10/22/25	N	–	–	–	–	–	--	–	–	–	–	–	–	--
MW-46-175	09/10/25	N	–	–	–	–	–	--	–	–	–	–	–	–	--
MW-46-175	08/14/25	N	–	–	–	–	–	--	–	0.98	–	–	960	–	<1
MW-46-175	07/16/25	N	–	–	–	–	–	--	–	–	–	–	–	–	--
MW-46-175	06/12/25	N	–	–	–	–	–	--	–	–	–	–	–	–	--
MW-46-175	05/08/25	N	–	–	–	–	–	--	–	1.2	–	–	980	–	<1
MW-46-175	04/09/25	N	–	–	–	–	–	--	–	1.3	–	–	1,000	–	<1
MW-46-175	03/12/25	N	–	–	–	–	–	--	–	1.3	–	–	1,000	–	<1
MW-46-175	02/12/25	N	–	–	–	–	–	--	–	0.92	–	–	950	–	<1
MW-46-175	01/14/25	N	–	–	–	–	–	--	–	0.95	–	–	1,000	–	<1

Appendix B
January 2020 to June 2026 Analytical Results
Second Quarter 2026 Quarterly Progress Report
Pacific Gas and Electric Company, Topock Compressor Station, Needles, California

Monitoring Well ID	Sample Date	Sample Type	Dissolved Vanadium (µg/L)	Dissolved Zinc (µg/L)	Alkalinity (mg/L)	Ammonia (as Nitrogen) (mg/L)	Bromide (mg/L)	Chloride (mg/L)	Fluoride (mg/L)	Nitrate (as Nitrogen) (mg/L)	Nitrite (as Nitrogen) (mg/L)	Nitrate/ Nitrite as N (mg/L)	Sulfate (mg/L)	Total Dissolved Solids (mg/L)	Total Organic Carbon (mg/L)
MW-46-175	12/10/24	N	–	–	–	–	–	--	–	1.1	–	–	990	–	<1
MW-46-175	11/12/24	N	–	–	–	–	–	--	–	1.1	–	–	1,100	–	<1
MW-46-175	10/09/24	N	–	–	–	–	–	--	–	1.1	–	–	1,000	–	1.1
MW-46-175	09/11/24	N	–	–	–	–	–	--	–	1.9	–	–	1,000	–	<1
MW-46-175	08/07/24	N	–	–	–	–	–	--	–	1.3	–	–	1,000	–	<1
MW-46-175	07/17/24	N	–	–	–	–	–	--	–	1.3	–	–	980	–	1.3
MW-46-175	06/12/24	N	–	–	–	–	–	--	–	1.2	–	–	960	–	<1
MW-46-175	05/15/24	N	–	–	–	–	–	--	–	1.3	–	–	–	–	1
MW-46-175	02/22/24	N	–	–	–	–	–	--	–	1.2	–	–	–	–	<1
MW-46-175	11/16/23	N	–	–	–	–	–	--	–	1.2	–	–	–	–	<1
MW-46-175	08/23/23	N	–	–	–	–	–	--	–	1.2	–	–	–	–	0.36 J
MW-46-175	05/25/23	N	–	–	–	–	–	--	–	0.58	–	1.1	–	–	<1
MW-46-175	02/21/23	N	–	–	–	–	–	--	–	0.91	–	1.1	–	–	<1
MW-46-175	11/17/22	N	–	–	–	–	–	--	–	0.97	–	1.23	–	–	<1
MW-46-175	08/24/22	N	–	–	–	–	–	--	–	1	–	1	–	–	<50
MW-46-175	05/05/22	N	–	–	–	–	–	--	–	1	–	1	–	–	<1
MW-46-175	03/03/22	N	–	–	–	–	–	--	–	0.76	–	–	–	–	<1
MW-46-175	12/08/21	N	–	–	–	–	–	--	–	–	–	0.9	–	–	<1
MW-46-175	11/19/21	N	–	–	–	–	–	--	–	–	–	–	–	–	--
MW-46-175	11/02/21	N	–	–	–	–	–	--	–	–	–	–	–	–	--
MW-46-175	10/20/21	N	–	–	–	–	–	--	–	–	–	–	–	–	--
MW-46-175	10/06/21	N	–	–	–	–	–	--	–	–	–	–	–	–	--
MW-46-175	09/23/21	N	–	–	–	–	–	--	–	–	–	–	–	–	--
MW-46-175	09/09/21	N	–	–	–	–	–	--	–	–	–	–	–	–	--
MW-46-175	08/26/21	N	–	–	–	–	–	--	–	–	–	0.94	–	–	–
MW-46-175	08/10/21	N	–	–	–	–	–	--	–	–	–	–	–	–	--
MW-46-175	07/26/21	N	–	–	–	–	–	--	–	–	–	–	–	–	--
MW-46-175	07/12/21	N	–	–	–	–	–	--	–	–	–	–	–	–	--
MW-46-175	06/30/21	N	–	–	–	–	–	--	–	–	–	–	–	–	--
MW-46-175	04/29/21	N	–	–	–	–	–	--	–	–	–	1	–	–	–
MW-46-175	02/25/21	N	–	–	–	–	–	--	–	–	–	1.1	–	–	–
MW-46-175	12/15/20	N	–	–	43	–	<1	5,800	–	–	–	1	960	11,000	–
MW-46-175	10/01/20	N	–	–	–	–	–	--	–	–	–	0.92	–	–	–
MW-46-175	06/23/20	N	–	–	–	–	–	--	–	–	–	1.1	–	–	–
MW-46-175	02/21/20	N	–	–	–	–	–	--	–	–	–	1	–	–	–
MW-46-175	03/12/25	FD	–	–	–	–	–	--	–	1.3	–	–	1,000	–	<1
MW-46-175	08/07/24	FD	–	–	–	–	–	--	–	1.4	–	–	1,000	–	<1
MW-46-175	05/15/24	FD	–	–	–	–	–	--	–	1.3	–	–	–	–	1.2
MW-46-175	11/16/23	FD	–	–	–	–	–	--	–	1.1	–	–	–	–	<1
MW-46-175	10/20/21	FD	–	–	–	–	–	--	–	–	–	–	–	–	--
MW-46-205	05/20/26	N	–	–	–	–	–	--	–	1.2	–	–	–	–	<1
MW-46-205	02/17/26	N	–	–	–	–	–	--	–	1	–	–	–	–	<1
MW-46-205	12/18/25	N	–	–	–	–	–	--	–	1.1	–	–	–	–	<1
MW-46-205	08/20/25	N	–	–	–	–	–	--	–	1	–	–	–	–	<1
MW-46-205	05/14/25	N	–	–	–	–	–	--	–	1	–	–	–	–	<1
MW-46-205	02/18/25	N	–	–	–	–	–	--	–	0.95	–	–	–	–	<1
MW-46-205	11/25/24	N	–	–	–	–	–	--	–	1	–	–	–	–	1.6
MW-46-205	08/20/24	N	–	–	–	–	–	--	–	1.1	–	–	–	–	2
MW-46-205	05/15/24	N	–	–	–	–	–	--	–	1.1	–	–	–	–	1.2
MW-46-205	02/22/24	N	–	–	–	–	–	--	–	0.93	–	–	–	–	<1
MW-46-205	11/16/23	N	–	–	–	–	–	--	–	0.94	–	–	–	–	<1

Appendix B
January 2020 to June 2026 Analytical Results
Second Quarter 2026 Quarterly Progress Report
Pacific Gas and Electric Company, Topock Compressor Station, Needles, California

Monitoring Well ID	Sample Date	Sample Type	Dissolved Vanadium (µg/L)	Dissolved Zinc (µg/L)	Alkalinity (mg/L)	Ammonia (as Nitrogen) (mg/L)	Bromide (mg/L)	Chloride (mg/L)	Fluoride (mg/L)	Nitrate (as Nitrogen) (mg/L)	Nitrite (as Nitrogen) (mg/L)	Nitrate/ Nitrite as N (mg/L)	Sulfate (mg/L)	Total Dissolved Solids (mg/L)	Total Organic Carbon (mg/L)
MW-46-205	08/23/23	N	–	–	–	–	–	--	–	1.2	–	–	–	–	0.3 J
MW-46-205	05/25/23	N	–	–	–	–	–	--	–	<0.5	–	–	–	–	<1
MW-46-205	02/21/23	N	–	–	–	–	–	--	–	0.71	–	–	–	–	<1
MW-46-205	11/17/22	N	–	–	–	–	–	--	–	0.83	–	–	–	–	<1
MW-46-205	08/24/22	N	–	–	–	–	–	--	–	0.82	–	–	–	–	<1
MW-46-205	05/05/22	N	–	–	–	–	–	--	–	0.88	–	–	–	–	<1
MW-46-205	03/03/22	N	–	–	–	–	–	--	–	0.57	–	–	–	–	<1
MW-46-205	12/08/21	N	–	–	–	–	–	--	–	–	–	0.93	–	–	<1
MW-46-205	04/29/21	N	–	–	–	–	–	--	–	–	–	–	–	–	--
MW-46-205	12/15/20	N	–	–	48	–	<1	7,200	–	–	–	–	900	13,000 J	–
MW-46-205	06/23/20	N	–	–	–	–	–	--	–	–	–	–	–	–	--
MW-46-205	02/17/26	FD	–	–	–	–	–	--	–	1	–	–	–	–	<1
MW-46-205	08/20/25	FD	–	–	–	–	–	--	–	1	–	–	–	–	<1
MW-46-205	02/18/25	FD	–	–	–	–	–	--	–	0.99	–	–	–	–	<1
MW-46-205	08/24/22	FD	–	–	–	–	–	--	–	0.83	–	–	–	–	<1
MW-46-205	12/08/21	FD	–	–	–	–	–	--	–	–	–	0.96	–	–	<1
MW-47-055	05/26/26	N	–	–	–	–	–	--	–	–	–	–	–	–	--
MW-47-055	02/12/26	N	–	–	–	–	–	--	–	–	–	–	–	–	--
MW-47-055	11/24/25	N	–	–	–	–	–	--	–	–	–	–	–	–	--
MW-47-055	08/28/25	N	–	–	–	–	–	--	–	–	–	–	–	–	--
MW-47-055	08/28/25	N	–	–	–	–	–	--	–	–	–	–	–	–	--
MW-47-055	05/21/25	N	–	–	–	–	–	--	–	–	–	–	–	–	--
MW-47-055	02/17/25	N	–	–	–	–	–	--	–	–	–	–	–	–	--
MW-47-055	12/02/24	N	–	–	–	–	–	--	–	–	–	–	–	–	--
MW-47-055	08/21/24	N	–	–	–	–	–	--	–	–	–	–	–	–	--
MW-47-055	05/13/24	N	–	–	–	–	–	--	–	–	–	–	–	–	--
MW-47-055	02/22/24	N	–	–	–	–	–	--	–	–	–	–	–	–	--
MW-47-055	11/16/23	N	–	–	–	–	–	--	–	–	–	–	–	–	--
MW-47-055	08/21/23	N	–	–	–	–	–	--	–	–	–	–	–	–	--
MW-47-055	05/24/23	N	–	–	–	–	–	--	–	–	–	–	–	–	--
MW-47-055	02/23/23	N	–	–	–	–	–	--	–	–	–	–	–	–	--
MW-47-055	11/14/22	N	–	–	–	–	–	--	–	–	–	–	–	–	--
MW-47-055	08/24/22	N	–	–	–	–	–	--	–	–	–	–	–	–	--
MW-47-055	06/07/22	N	–	–	–	–	–	--	–	–	–	–	–	–	--
MW-47-055	03/03/22	N	–	–	–	–	–	--	–	–	–	–	–	–	--
MW-47-055	12/06/21	N	–	–	–	–	–	--	–	–	–	–	–	–	--
MW-47-055	04/28/21	N	–	–	–	–	–	--	–	–	–	–	–	–	--
MW-47-055	11/30/20	N	–	–	65	–	<2.5	1,500	–	–	–	–	280	3,100	–
MW-47-055	06/25/20	N	–	–	–	–	–	--	–	–	–	–	–	–	--
MW-47-115	05/26/26	N	–	–	–	–	–	--	–	–	–	–	–	–	--
MW-47-115	02/12/26	N	–	–	–	–	–	--	–	–	–	–	–	–	--
MW-47-115	11/24/25	N	–	–	–	–	–	--	–	–	–	–	–	–	--
MW-47-115	08/25/25	N	–	–	–	–	–	--	–	–	–	–	–	–	--
MW-47-115	05/21/25	N	–	–	–	–	–	--	–	–	–	–	–	–	--
MW-47-115	02/17/25	N	–	–	–	–	–	--	–	–	–	–	–	–	--
MW-47-115	12/02/24	N	–	–	–	–	–	--	–	–	–	–	–	–	--
MW-47-115	08/21/24	N	–	–	–	–	–	--	–	–	–	–	–	–	--
MW-47-115	05/13/24	N	–	–	–	–	–	--	–	–	–	–	–	–	--
MW-47-115	02/22/24	N	–	–	–	–	–	--	–	–	–	–	–	–	--
MW-47-115	11/16/23	N	–	–	–	–	–	--	–	–	–	–	–	–	--
MW-47-115	08/21/23	N	–	–	–	–	–	--	–	–	–	–	–	–	--

Appendix B
January 2020 to June 2026 Analytical Results
Second Quarter 2026 Quarterly Progress Report
Pacific Gas and Electric Company, Topock Compressor Station, Needles, California

Monitoring Well ID	Sample Date	Sample Type	Dissolved Vanadium (µg/L)	Dissolved Zinc (µg/L)	Alkalinity (mg/L)	Ammonia (as Nitrogen) (mg/L)	Bromide (mg/L)	Chloride (mg/L)	Fluoride (mg/L)	Nitrate (as Nitrogen) (mg/L)	Nitrite (as Nitrogen) (mg/L)	Nitrate/ Nitrite as N (mg/L)	Sulfate (mg/L)	Total Dissolved Solids (mg/L)	Total Organic Carbon (mg/L)
MW-47-115	05/24/23	N	–	–	–	–	–	--	–	–	–	–	–	–	--
MW-47-115	02/23/23	N	–	–	–	–	–	--	–	–	–	–	–	–	--
MW-47-115	11/14/22	N	–	–	–	–	–	--	–	–	–	–	–	–	--
MW-47-115	08/24/22	N	–	–	–	–	–	--	–	–	–	–	–	–	--
MW-47-115	06/07/22	N	–	–	–	–	–	--	–	–	–	–	–	–	--
MW-47-115	03/03/22	N	–	–	–	–	–	--	–	–	–	–	–	–	--
MW-47-115	12/06/21	N	–	–	–	–	–	--	–	–	–	–	–	–	--
MW-47-115	04/28/21	N	–	–	–	–	–	--	–	–	–	–	–	–	--
MW-47-115	11/30/20	N	–	–	59	–	<2.5	4,400	–	–	–	–	800	8,700	–
MW-47-115	06/25/20	N	–	–	–	–	–	--	–	–	–	–	–	–	--
MW-47-115	05/24/23	FD	–	–	–	–	–	--	–	–	–	–	–	–	--
MW-48	05/21/26	N	–	–	–	–	–	--	–	<0.5	–	–	–	–	–
MW-48	12/16/25	N	–	–	–	–	–	--	–	<0.5	–	–	–	–	–
MW-48	05/29/25	N	–	–	–	–	–	--	–	<0.5	–	–	–	–	–
MW-48	12/02/24	N	–	–	–	–	–	--	–	<0.5	–	–	–	–	–
MW-48	05/23/24	N	–	–	–	–	–	--	–	<0.5	–	–	–	–	–
MW-48	11/30/23	N	–	–	–	–	–	--	–	<0.5	–	–	–	–	–
MW-48	05/31/23	N	–	–	–	–	–	--	–	<0.5	–	–	–	–	–
MW-48	11/30/22	N	–	–	–	–	–	--	–	<0.5	–	–	–	–	–
MW-48	06/08/22	N	–	–	–	–	–	--	–	<0.5	–	–	–	–	–
MW-48	12/13/21	N	–	–	–	–	–	--	–	–	–	<0.1	–	–	–
MW-48	05/28/21	N	–	–	–	–	–	--	–	–	–	–	–	–	--
MW-48	12/16/20	N	–	–	29	–	<2.5	5,500	–	–	–	–	570	11,000	–
MW-48	05/01/20	N	–	–	–	–	–	--	–	–	–	–	–	–	--
MW-48	06/10/22	FD	–	–	–	–	–	--	–	<0.5	–	–	–	–	–
MW-49-135	04/28/26	N	–	–	–	–	–	--	–	–	–	–	–	–	--
MW-49-135	01/27/26	N	–	–	–	–	–	--	–	–	–	–	–	–	--
MW-49-135	11/25/25	N	–	–	–	–	–	--	–	–	–	–	–	–	--
MW-49-135	08/27/25	N	–	–	–	–	–	--	–	–	–	–	–	–	--
MW-49-135	05/28/25	N	–	–	–	–	–	--	–	–	–	–	–	–	--
MW-49-135	02/27/25	N	–	–	–	–	–	--	–	–	–	–	–	–	--
MW-49-135	11/26/24	N	–	–	–	–	–	--	–	–	–	–	–	–	--
MW-49-135	08/20/24	N	–	–	–	–	–	--	–	–	–	–	–	–	--
MW-49-135	05/14/24	N	–	–	–	–	–	--	–	–	–	–	–	–	--
MW-49-135	02/20/24	N	–	–	–	–	–	--	–	–	–	–	–	–	--
MW-49-135	11/27/23	N	–	–	–	–	–	--	–	–	–	–	–	–	--
MW-49-135	08/22/23	N	–	–	–	–	–	--	–	–	–	–	–	–	--
MW-49-135	05/23/23	N	–	–	–	–	–	--	–	–	–	–	–	–	--
MW-49-135	02/21/23	N	–	–	–	–	–	--	–	–	–	–	–	–	--
MW-49-135	11/16/22	N	–	–	–	–	–	--	–	–	–	–	–	–	--
MW-49-135	08/23/22	N	–	–	–	–	–	--	–	–	–	–	–	–	--
MW-49-135	06/13/22	N	–	–	–	–	–	--	–	–	–	–	–	–	--
MW-49-135	03/08/22	N	–	–	–	–	–	--	–	–	–	–	–	–	--
MW-49-135	12/02/21	N	–	–	–	–	–	--	–	–	–	–	–	–	--
MW-49-135	12/04/20	N	–	–	62	–	<2.5	4,000	–	–	–	–	840	8,000	–
MW-49-275	04/28/26	N	–	–	–	–	–	--	–	–	–	–	–	–	--
MW-49-275	01/27/26	N	–	–	–	–	–	--	–	–	–	–	–	–	--
MW-49-275	11/25/25	N	–	–	–	–	–	--	–	–	–	–	–	–	--
MW-49-275	08/27/25	N	–	–	–	–	–	--	–	–	–	–	–	–	--
MW-49-275	05/28/25	N	–	–	–	–	–	--	–	–	–	–	–	–	--
MW-49-275	02/27/25	N	–	–	–	–	–	--	–	–	–	–	–	–	--

Appendix B
January 2020 to June 2026 Analytical Results
Second Quarter 2026 Quarterly Progress Report
Pacific Gas and Electric Company, Topock Compressor Station, Needles, California

Monitoring Well ID	Sample Date	Sample Type	Dissolved Vanadium (µg/L)	Dissolved Zinc (µg/L)	Alkalinity (mg/L)	Ammonia (as Nitrogen) (mg/L)	Bromide (mg/L)	Chloride (mg/L)	Fluoride (mg/L)	Nitrate (as Nitrogen) (mg/L)	Nitrite (as Nitrogen) (mg/L)	Nitrate/ Nitrite as N (mg/L)	Sulfate (mg/L)	Total Dissolved Solids (mg/L)	Total Organic Carbon (mg/L)
MW-49-275	11/26/24	N	–	–	–	–	–	--	–	–	–	–	–	–	--
MW-49-275	08/20/24	N	–	–	–	–	–	--	–	–	–	–	–	–	--
MW-49-275	05/14/24	N	–	–	–	–	–	--	–	–	–	–	–	–	--
MW-49-275	02/20/24	N	–	–	–	–	–	--	–	–	–	–	–	–	--
MW-49-275	11/27/23	N	–	–	–	–	–	--	–	–	–	–	–	–	--
MW-49-275	08/22/23	N	–	–	–	–	–	--	–	–	–	–	–	–	--
MW-49-275	05/23/23	N	–	–	–	–	–	--	–	–	–	–	–	–	--
MW-49-275	02/21/23	N	–	–	–	–	–	--	–	–	–	–	–	–	--
MW-49-275	11/16/22	N	–	–	–	–	–	--	–	–	–	–	–	–	--
MW-49-275	08/23/22	N	–	–	–	–	–	--	–	–	–	–	–	–	--
MW-49-275	06/13/22	N	–	–	–	–	–	--	–	–	–	–	–	–	--
MW-49-275	03/08/22	N	–	–	–	–	–	--	–	–	–	–	–	–	--
MW-49-275	12/02/21	N	–	–	–	–	–	--	–	–	–	–	–	–	--
MW-49-275	12/04/20	N	–	–	36	–	<2.5	7,700	–	–	–	–	1,300	14,000	–
MW-49-365	04/28/26	N	–	–	–	–	–	--	–	–	–	–	–	–	--
MW-49-365	01/27/26	N	–	–	–	–	–	--	–	–	–	–	–	–	--
MW-49-365	11/25/25	N	–	–	–	–	–	--	–	–	–	–	–	–	--
MW-49-365	08/27/25	N	–	–	–	–	–	--	–	–	–	–	–	–	--
MW-49-365	05/28/25	N	–	–	–	–	–	--	–	–	–	–	–	–	--
MW-49-365	02/27/25	N	–	–	–	–	–	--	–	–	–	–	–	–	--
MW-49-365	11/26/24	N	–	–	–	–	–	--	–	–	–	–	–	–	--
MW-49-365	08/20/24	N	–	–	–	–	–	--	–	–	–	–	–	–	--
MW-49-365	05/14/24	N	–	–	–	–	–	--	–	–	–	–	–	–	--
MW-49-365	02/20/24	N	–	–	–	–	–	--	–	–	–	–	–	–	--
MW-49-365	11/27/23	N	–	–	–	–	–	--	–	–	–	–	–	–	--
MW-49-365	08/22/23	N	–	–	–	–	–	--	–	–	–	–	–	–	--
MW-49-365	05/23/23	N	–	–	–	–	–	--	–	–	–	–	–	–	--
MW-49-365	02/21/23	N	–	–	–	–	–	--	–	–	–	–	–	–	--
MW-49-365	11/16/22	N	–	–	–	–	–	--	–	–	–	–	–	–	--
MW-49-365	08/23/22	N	–	–	–	–	–	--	–	–	–	–	–	–	--
MW-49-365	06/13/22	N	–	–	–	–	–	--	–	–	–	–	–	–	--
MW-49-365	03/08/22	N	–	–	–	–	–	--	–	–	–	–	–	–	--
MW-49-365	12/02/21	N	–	–	–	–	–	--	–	–	–	–	–	–	--
MW-49-365	12/04/20	N	–	–	43	–	<2.5	15,000	–	–	–	–	1,700	21,000	–
MW-50-095	05/26/26	N	–	–	–	–	–	--	–	–	–	–	–	–	--
MW-50-095	02/23/26	N	–	–	–	–	–	--	–	–	–	–	–	–	--
MW-50-095	12/17/25	N	–	–	–	–	–	--	–	–	–	–	–	–	--
MW-50-095	05/21/25	N	–	–	–	–	–	--	–	–	–	–	–	–	--
MW-50-095	12/03/24	N	–	–	–	–	–	--	–	–	–	–	–	–	--
MW-50-095	05/15/24	N	–	–	–	–	–	--	–	–	–	–	–	–	--
MW-50-095	11/28/23	N	–	–	–	–	–	--	–	–	–	–	–	–	--
MW-50-095	05/26/23	N	–	–	–	–	–	--	–	–	–	–	–	–	--
MW-50-095	11/30/22	N	–	–	–	–	–	--	–	–	–	–	–	–	--
MW-50-095	06/17/22	N	–	–	–	–	–	--	–	–	–	–	–	–	--
MW-50-095	12/13/21	N	–	–	–	–	–	--	–	–	–	–	–	–	--
MW-50-095	05/26/21	N	–	–	–	–	–	--	–	–	–	–	–	–	--
MW-50-095	12/07/20	N	–	–	52	–	<2.5	1,800	–	–	–	–	300	3,600	–
MW-50-095	06/24/20	N	–	–	–	–	–	--	–	–	–	–	–	–	--
MW-50-200	04/30/26	N	–	–	–	–	–	--	–	–	–	–	–	–	--
MW-50-200	12/17/25	N	–	–	–	–	–	--	–	0.74	–	–	–	–	–
MW-50-200	05/21/25	N	–	–	–	–	–	--	–	–	–	–	–	–	--

Appendix B
January 2020 to June 2026 Analytical Results
Second Quarter 2026 Quarterly Progress Report
Pacific Gas and Electric Company, Topock Compressor Station, Needles, California

Monitoring Well ID	Sample Date	Sample Type	Dissolved Vanadium (µg/L)	Dissolved Zinc (µg/L)	Alkalinity (mg/L)	Ammonia (as Nitrogen) (mg/L)	Bromide (mg/L)	Chloride (mg/L)	Fluoride (mg/L)	Nitrate (as Nitrogen) (mg/L)	Nitrite (as Nitrogen) (mg/L)	Nitrate/ Nitrite as N (mg/L)	Sulfate (mg/L)	Total Dissolved Solids (mg/L)	Total Organic Carbon (mg/L)
MW-50-200	12/03/24	N	–	–	–	–	–	--	–	0.6	–	–	–	–	--
MW-50-200	05/15/24	N	–	–	–	–	–	--	–	–	–	–	–	–	--
MW-50-200	11/28/23	N	–	–	–	–	–	--	–	1.9	–	–	–	–	–
MW-50-200	05/26/23	N	–	–	–	–	–	--	–	–	–	–	–	–	--
MW-50-200	11/30/22	N	–	–	–	–	–	--	–	1.4	–	–	–	–	–
MW-50-200	06/17/22	N	–	–	–	–	–	--	–	–	–	–	–	–	--
MW-50-200	12/13/21	N	–	–	–	–	–	--	–	–	–	1.9	–	–	–
MW-50-200	05/26/21	N	–	–	–	–	–	--	–	–	–	–	–	–	--
MW-50-200	12/07/20	N	3.7 J	<10	35	–	<2.5	6,700	–	–	–	–	810	13,000	–
MW-50-200	06/24/20	N	–	–	–	–	–	--	–	–	–	–	–	–	--
MW-50-200	04/30/26	FD	–	–	–	–	–	--	–	–	–	–	–	–	--
MW-50-200	12/17/25	FD	–	–	–	–	–	--	–	0.83	–	–	–	–	–
MW-50-200	05/21/25	FD	–	–	–	–	–	--	–	–	–	–	–	–	--
MW-50-200	12/03/24	FD	–	–	–	–	–	--	–	0.67	–	–	–	–	–
MW-50-200	12/07/20	FD	3.7 J	<10	34	–	<2.5	6,800	–	–	–	–	810	14,000	–
MW-51	06/10/26	N	–	–	–	–	–	--	–	<0.5	–	–	270	–	<1
MW-51	05/14/26	N	–	–	–	–	–	--	–	<0.5	–	–	250	–	<1
MW-51	04/16/26	N	–	–	–	–	–	--	–	<0.5	–	–	260	–	<1
MW-51	03/11/26	N	–	–	–	–	–	--	–	<0.5	–	–	280	–	1.5
MW-51	02/11/26	N	–	–	–	–	–	--	–	<0.5	–	–	270	–	<1
MW-51	01/15/26	N	–	–	–	–	–	--	–	<0.5	–	–	140	–	4.9
MW-51	12/09/25	N	–	–	–	–	–	--	–	<0.5	–	–	270	–	1.9
MW-51	11/13/25	N	–	–	–	–	–	--	–	<0.5	–	–	300	–	1.1
MW-51	10/21/25	N	–	–	–	–	–	--	–	<0.5	–	–	310	–	<1
MW-51	09/11/25	N	–	–	–	–	–	--	–	<0.5	–	–	300	–	<1
MW-51	08/14/25	N	–	–	–	–	–	--	–	0.67	–	–	85	–	7.5
MW-51	07/17/25	N	–	–	–	–	–	--	–	<0.5	–	–	170	–	4.2
MW-51	06/12/25	N	–	–	–	–	–	--	–	<0.5	–	–	300	–	<1
MW-51	05/08/25	N	–	–	–	–	–	--	–	<0.5	–	–	300	–	<1
MW-51	04/09/25	N	–	–	–	–	–	--	–	<0.5	–	–	190	–	5
MW-51	03/13/25	N	–	–	–	–	–	--	–	<0.5	–	–	220	–	4.7
MW-51	02/12/25	N	–	–	–	–	–	--	–	<0.5	–	–	300	–	<1
MW-51	01/16/25	N	–	–	–	–	–	--	–	1.4	–	–	53	–	13
MW-51	12/12/24	N	–	–	–	–	–	--	–	<0.25	–	–	330	–	0.342 J
MW-51	11/13/24	N	–	–	–	–	–	--	–	<0.25	–	–	4.2	–	18
MW-51	10/10/24	N	–	–	–	–	–	--	–	<0.25	–	–	11	–	15
MW-51	09/11/24	N	–	–	–	–	–	--	–	<0.5	–	–	31	–	19
MW-51	08/08/24	N	–	–	–	–	–	--	–	<0.1	–	–	10 J	–	19
MW-51	07/18/24	N	–	–	–	–	–	--	–	<0.25	–	–	32	–	25
MW-51	06/13/24	N	–	–	–	–	–	--	–	<0.25	–	–	39	–	<40
MW-51	05/09/24	N	–	–	–	–	–	--	–	<0.5	–	–	64	–	12
MW-51	04/11/24	N	–	–	–	–	–	--	–	<0.5	–	–	42	–	12
MW-51	03/14/24	N	–	–	–	–	–	--	–	<0.5	–	–	46	–	11
MW-51	02/08/24	N	–	–	–	–	–	--	–	<0.5	–	–	55	–	14
MW-51	01/10/24	N	–	–	–	–	–	--	–	<0.5	–	–	300	–	3.8
MW-51	12/13/23	N	–	–	–	–	–	--	–	<0.5	–	–	360	–	2.3
MW-51	11/09/23	N	–	–	–	–	–	--	–	<0.5	–	–	360	–	<1
MW-51	10/11/23	N	–	–	–	–	–	--	–	<0.5	–	–	270	–	6
MW-51	09/13/23	N	–	–	–	–	–	--	–	<0.5	–	–	360	–	0.72
MW-51	08/10/23	N	–	–	–	–	–	--	–	<0.5	–	–	230	–	5.4 J
MW-51	07/20/23	N	–	–	–	–	–	--	–	<0.5	–	–	270	–	5.6

Appendix B
January 2020 to June 2026 Analytical Results
Second Quarter 2026 Quarterly Progress Report
Pacific Gas and Electric Company, Topock Compressor Station, Needles, California

Monitoring Well ID	Sample Date	Sample Type	Dissolved Vanadium (µg/L)	Dissolved Zinc (µg/L)	Alkalinity (mg/L)	Ammonia (as Nitrogen) (mg/L)	Bromide (mg/L)	Chloride (mg/L)	Fluoride (mg/L)	Nitrate (as Nitrogen) (mg/L)	Nitrite (as Nitrogen) (mg/L)	Nitrate/ Nitrite as N (mg/L)	Sulfate (mg/L)	Total Dissolved Solids (mg/L)	Total Organic Carbon (mg/L)
MW-51	06/15/23	N	–	–	–	–	–	--	–	<0.25	–	–	340	–	<1
MW-51	05/12/23	N	–	–	–	–	–	--	–	<0.5	–	–	44	–	13 J
MW-51	04/05/23	N	–	–	–	–	–	--	–	<0.5	–	–	50	–	14
MW-51	03/09/23	N	–	–	–	–	–	--	–	<0.5	–	–	130	–	12
MW-51	02/09/23	N	–	–	–	<0.2	–	--	–	<0.05	<0.5	–	47	–	5.7
MW-51	01/12/23	N	–	–	–	–	–	--	–	1.2	–	–	450	–	4.7
MW-51	12/08/22	N	–	–	–	–	–	--	–	1.4	–	–	300	–	8.9
MW-51	11/11/22	N	–	–	–	0.57 J	–	--	–	1.8	<5	–	390	–	<1
MW-51	10/13/22	N	–	–	–	–	–	--	–	2.2	–	–	460	–	<1 J
MW-51	09/15/22	N	–	–	–	–	–	--	–	2.6	–	–	530	–	<1
MW-51	08/12/22	N	–	–	–	<0.23	–	--	–	1	<5	–	530	–	<1
MW-51	07/13/22	N	–	–	–	–	–	--	–	1.4	–	–	540	–	<1
MW-51	06/14/22	N	–	–	–	<0.2	–	--	–	1.2	<5	–	580	–	<1
MW-51	05/20/22	N	–	–	–	–	–	--	–	2.1	–	–	590	–	<1
MW-51	04/13/22	N	–	–	–	–	–	--	–	4.7	–	–	630	–	<1
MW-51	03/14/22	N	–	–	–	<0.2	–	--	–	5.5	–	–	670	–	<1
MW-51	02/02/22	N	–	–	–	–	–	--	–	6.8	–	–	660	–	<1
MW-51	12/15/21	N	–	–	–	<0.2	–	--	–	–	<5	13	720	–	<1
MW-51	05/20/21	N	–	–	–	–	–	--	–	–	–	6.4	–	–	–
MW-51	12/03/20	N	1.9	<10	100	–	<2.5	3,100	–	–	–	12	720	6,500	–
MW-51	04/27/20	N	–	–	–	–	–	--	–	–	–	9.2	–	–	–
MW-51	06/10/26	FD	–	–	–	–	–	--	–	<0.5	–	–	270	–	<1
MW-51	03/11/26	FD	–	–	–	–	–	--	–	<0.5	–	–	290	–	<1
MW-51	09/11/25	FD	–	–	–	–	–	--	–	<0.5	–	–	280	–	<1
MW-51	08/08/24	FD	–	–	–	–	–	--	–	<0.1	–	–	3.2 J	–	19
MW-51	04/11/24	FD	–	–	–	–	–	--	–	<0.5	–	–	40	–	14
MW-51	12/13/23	FD	–	–	–	–	–	--	–	<0.5	–	–	360	–	2.5
MW-51	08/10/23	FD	–	–	–	–	–	--	–	<0.5	–	–	280	–	4.9 J
MW-51	12/08/22	FD	–	–	–	–	–	--	–	1.4	–	–	300	–	9.2
MW-51	10/13/22	FD	–	–	–	–	–	--	–	2.1	–	–	500	–	<1
MW-51	03/14/22	FD	–	–	–	<0.2	–	--	–	5.5	–	–	680	–	<1
MW-51	12/15/21	FD	–	–	–	<0.2	–	--	–	–	<5	12	720	–	<1
MW-51	12/03/20	FD	1.8	<10	100	–	<2.5	3,100	–	–	–	12	720	6,800	–
MW-51	04/27/20	FD	–	–	–	–	–	--	–	–	–	9.2	–	–	–
MW-52D	05/20/26	N	–	–	–	–	–	--	–	<0.5	–	–	–	–	2.3
MW-52D	02/17/26	N	–	–	–	–	–	--	–	<0.5	–	–	–	–	<2.2
MW-52D	11/18/25	N	–	–	71	–	<5	7,300	4.9	<0.5	–	–	980	13,000	2.2
MW-52D	08/19/25	N	–	–	–	–	–	--	–	<0.5	–	–	–	–	3.7
MW-52D	05/14/25	N	–	–	–	–	–	--	–	<0.5	–	–	–	–	2.4
MW-52D	02/20/25	N	–	–	–	–	–	--	–	<0.5	–	–	–	–	3.4
MW-52D	10/31/24	N	–	–	–	–	–	--	–	<0.5	–	–	–	–	3.3
MW-52D	08/15/24	N	–	–	–	–	–	--	–	<0.5	–	–	–	–	4.6 J
MW-52D	05/02/24	N	–	–	–	–	–	--	–	<0.5	–	–	–	–	0.687 J
MW-52D	02/21/24	N	–	–	–	–	–	--	–	<0.5	–	–	–	–	3.4
MW-52D	11/15/23	N	–	–	–	–	–	--	–	<0.5	–	–	–	–	4
MW-52D	08/22/23	N	–	–	–	–	–	--	–	<0.5	–	–	–	–	3.1 J
MW-52D	05/23/23	N	–	–	–	–	–	--	–	<0.5	–	–	–	–	3.8
MW-52D	02/21/23	N	–	–	–	–	–	--	–	<0.5	–	–	–	–	<1
MW-52D	11/17/22	N	–	–	–	–	–	--	–	<0.5	–	–	–	–	<1
MW-52D	08/24/22	N	–	–	–	–	–	--	–	<0.5	–	–	–	–	<1
MW-52D	05/03/22	N	–	–	–	–	–	--	–	<0.25	–	–	–	–	<1

Appendix B
January 2020 to June 2026 Analytical Results
Second Quarter 2026 Quarterly Progress Report
Pacific Gas and Electric Company, Topock Compressor Station, Needles, California

Monitoring Well ID	Sample Date	Sample Type	Dissolved Vanadium (µg/L)	Dissolved Zinc (µg/L)	Alkalinity (mg/L)	Ammonia (as Nitrogen) (mg/L)	Bromide (mg/L)	Chloride (mg/L)	Fluoride (mg/L)	Nitrate (as Nitrogen) (mg/L)	Nitrite (as Nitrogen) (mg/L)	Nitrate/ Nitrite as N (mg/L)	Sulfate (mg/L)	Total Dissolved Solids (mg/L)	Total Organic Carbon (mg/L)
MW-52D	03/08/22	N	–	–	–	–	–	--	–	<0.25	–	–	–	–	<1
MW-52D	11/30/21	N	–	–	–	–	–	--	–	–	–	<0.1	–	–	<50
MW-52D	04/27/21	N	–	–	–	–	–	--	–	–	–	–	–	–	--
MW-52D	12/08/20	N	–	–	62	–	<2.5	7,100	–	–	–	–	960	12,000	–
MW-52D	06/16/20	N	–	–	–	–	–	--	–	–	–	–	–	–	--
MW-52D	11/15/23	FD	–	–	–	–	–	--	–	<0.5	–	–	–	–	4
MW-52D	08/24/22	FD	–	–	–	–	–	--	–	<0.5	–	–	–	–	<1
MW-52M	05/20/26	N	–	–	–	–	–	--	–	<0.5	–	–	–	–	2.9
MW-52M	02/17/26	N	–	–	–	–	–	--	–	<0.5	–	–	–	–	<1.9
MW-52M	11/18/25	N	–	–	81	–	<5	5,600	4	<0.5	–	–	620	9,600	1.1
MW-52M	08/19/25	N	–	–	–	–	–	--	–	<0.5	–	–	–	–	3.1
MW-52M	05/14/25	N	–	–	–	–	–	--	–	<0.5	–	–	–	–	1.5
MW-52M	02/20/25	N	–	–	–	–	–	--	–	<0.5	–	–	–	–	3.5
MW-52M	10/31/24	N	–	–	–	–	–	--	–	<0.5	–	–	–	–	2.7
MW-52M	08/15/24	N	–	–	–	–	–	--	–	<0.5	–	–	–	–	3.7 J
MW-52M	05/02/24	N	–	–	–	–	–	--	–	<0.5	–	–	–	–	<1
MW-52M	02/21/24	N	–	–	–	–	–	--	–	<0.5	–	–	–	–	2.7
MW-52M	11/15/23	N	–	–	–	–	–	--	–	<0.5	–	–	–	–	2.9
MW-52M	08/22/23	N	–	–	–	–	–	--	–	<0.5	–	–	–	–	2.2 J
MW-52M	05/23/23	N	–	–	–	–	–	--	–	<0.5	–	–	–	–	4.4
MW-52M	02/21/23	N	–	–	–	–	–	--	–	<0.5	–	–	–	–	<1
MW-52M	11/17/22	N	–	–	–	–	–	--	–	<0.5	–	–	–	–	<1
MW-52M	08/24/22	N	–	–	–	–	–	--	–	<0.5	–	–	–	–	<1
MW-52M	05/03/22	N	–	–	–	–	–	--	–	<0.25	–	–	–	–	<1
MW-52M	03/08/22	N	–	–	–	–	–	--	–	<0.25	–	–	–	–	<1
MW-52M	11/30/21	N	–	–	–	–	–	--	–	–	–	<0.1	–	–	<1
MW-52M	04/27/21	N	–	–	–	–	–	--	–	–	–	–	–	–	--
MW-52M	12/08/20	N	–	–	85	–	<2.5	5,300	–	–	–	–	630	10,000	–
MW-52M	06/16/20	N	–	–	–	–	–	--	–	–	–	–	–	–	--
MW-52S	05/20/26	N	–	–	–	–	–	--	–	<0.5	–	–	–	–	28
MW-52S	02/17/26	N	–	–	–	–	–	--	–	<0.5	–	–	–	–	23
MW-52S	11/18/25	N	–	–	1,000	–	<5	2,800	1.7	<0.5	–	–	2,200	7,800	22
MW-52S	08/19/25	N	–	–	–	–	–	--	–	<0.5	–	–	–	–	43
MW-52S	05/14/25	N	–	–	–	–	–	--	–	<0.5	–	–	–	–	25
MW-52S	02/20/25	N	–	–	–	–	–	--	–	<0.5	–	–	–	–	38
MW-52S	10/31/24	N	–	–	–	–	–	--	–	<0.5	–	–	–	–	49
MW-52S	08/15/24	N	–	–	–	–	–	--	–	<0.5	–	–	–	–	39 J
MW-52S	05/02/24	N	–	–	–	–	–	--	–	<0.5	–	–	–	–	9.57
MW-52S	02/21/24	N	–	–	–	–	–	--	–	<0.5	–	–	–	–	38
MW-52S	11/15/23	N	–	–	–	–	–	--	–	<0.5	–	–	–	–	23
MW-52S	08/22/23	N	–	–	–	–	–	--	–	<0.5	–	–	–	–	36 J
MW-52S	05/23/23	N	–	–	–	–	–	--	–	<0.5	–	–	–	–	<1
MW-52S	02/21/23	N	–	–	–	–	–	--	–	<0.5	–	–	–	–	3.6
MW-52S	11/17/22	N	–	–	–	–	–	--	–	<0.5	–	–	–	–	2.1
MW-52S	08/24/22	N	–	–	–	–	–	--	–	<0.5	–	–	–	–	1.9
MW-52S	05/03/22	N	–	–	–	–	–	--	–	<0.25	–	–	–	–	2.4
MW-52S	03/08/22	N	–	–	–	–	–	--	–	<0.25	–	–	–	–	2.7
MW-52S	11/30/21	N	–	–	–	–	–	--	–	–	–	<0.1	–	–	1.3
MW-52S	04/27/21	N	–	–	–	–	–	--	–	–	–	–	–	–	--
MW-52S	12/08/20	N	–	–	1,500	–	<2.5	3,100	–	–	–	–	4,500	12,000	–
MW-52S	06/16/20	N	–	–	–	–	–	--	–	–	–	–	–	–	--

Appendix B
January 2020 to June 2026 Analytical Results
Second Quarter 2026 Quarterly Progress Report
Pacific Gas and Electric Company, Topock Compressor Station, Needles, California

Monitoring Well ID	Sample Date	Sample Type	Dissolved Vanadium (µg/L)	Dissolved Zinc (µg/L)	Alkalinity (mg/L)	Ammonia (as Nitrogen) (mg/L)	Bromide (mg/L)	Chloride (mg/L)	Fluoride (mg/L)	Nitrate (as Nitrogen) (mg/L)	Nitrite (as Nitrogen) (mg/L)	Nitrate/ Nitrite as N (mg/L)	Sulfate (mg/L)	Total Dissolved Solids (mg/L)	Total Organic Carbon (mg/L)
MW-52S	11/30/21	FD	–	–	–	–	–	--	–	–	–	<0.1	–	–	1.4
MW-53D	05/20/26	N	–	–	–	–	–	--	–	<0.5	–	–	–	–	<1
MW-53D	02/17/26	N	–	–	–	–	–	--	–	<0.5	–	–	–	–	<1
MW-53D	11/18/25	N	–	–	42	–	<5	8,900	5.9	<0.5	–	–	1,200	16,000	<1
MW-53D	08/19/25	N	–	–	–	–	–	--	–	<0.5	–	–	–	–	1.1
MW-53D	04/10/25	N	–	–	–	–	–	--	–	<0.5	–	–	–	–	<1
MW-53D	02/20/25	N	–	–	–	–	–	--	–	<0.5	–	–	–	–	1.9
MW-53D	10/31/24	N	–	–	–	–	–	--	–	<0.5	–	–	–	–	1.5
MW-53D	08/15/24	N	–	–	–	–	–	--	–	<0.5	–	–	–	–	1.1 J
MW-53D	05/02/24	N	–	–	–	–	–	--	–	<0.5	–	–	–	–	<1
MW-53D	02/21/24	N	–	–	–	–	–	--	–	<0.5	–	–	–	–	1
MW-53D	11/15/23	N	–	–	–	–	–	--	–	<0.5	–	–	–	–	<1
MW-53D	08/22/23	N	–	–	–	–	–	--	–	<0.5	–	–	–	–	0.56 J
MW-53D	05/23/23	N	–	–	–	–	–	--	–	<0.5	–	–	–	–	1.1
MW-53D	02/21/23	N	–	–	–	–	–	--	–	<0.5	–	–	–	–	<1
MW-53D	11/17/22	N	–	–	–	–	–	--	–	<0.5	–	–	–	–	<1
MW-53D	08/24/22	N	–	–	–	–	–	--	–	<0.5	–	–	–	–	<1
MW-53D	05/03/22	N	–	–	–	–	–	--	–	<0.25	–	–	–	–	<1
MW-53D	03/08/22	N	–	–	–	–	–	--	–	<0.25	–	–	–	–	<1
MW-53D	11/30/21	N	–	–	–	–	–	--	–	–	–	<0.1	–	–	<1
MW-53D	04/27/21	N	–	–	–	–	–	--	–	–	–	–	–	–	--
MW-53D	12/08/20	N	–	–	36	–	<2.5	8,800	–	–	–	–	1,200	15,000	–
MW-53D	06/16/20	N	–	–	–	–	–	--	–	–	–	–	–	–	--
MW-53M	05/20/26	N	–	–	–	–	–	--	–	<0.5	–	–	–	–	7.7 J
MW-53M	02/17/26	N	–	–	–	–	–	--	–	<0.5	–	–	–	–	7.1
MW-53M	11/18/25	N	–	–	150	–	<5	4,800	3.2	<0.5	–	–	580	8,800	3.4
MW-53M	08/19/25	N	–	–	–	–	–	--	–	<0.5	–	–	–	–	8.4
MW-53M	04/10/25	N	–	–	–	–	–	--	–	<0.5	–	–	–	–	2.7
MW-53M	02/20/25	N	–	–	–	–	–	--	–	<0.5	–	–	–	–	8.4
MW-53M	10/31/24	N	–	–	–	–	–	--	–	<0.5	–	–	–	–	3.4
MW-53M	08/15/24	N	–	–	–	–	–	--	–	<0.5	–	–	–	–	7.6 J
MW-53M	05/02/24	N	–	–	–	–	–	--	–	<0.5	–	–	–	–	0.348 J
MW-53M	02/21/24	N	–	–	–	–	–	--	–	<0.5	–	–	–	–	5
MW-53M	11/15/23	N	–	–	–	–	–	--	–	<0.5	–	–	–	–	3.7 J
MW-53M	08/22/23	N	–	–	–	–	–	--	–	<0.5	–	–	–	–	2.5
MW-53M	05/23/23	N	–	–	–	–	–	--	–	<0.5	–	–	–	–	<1
MW-53M	02/21/23	N	–	–	–	–	–	--	–	<0.5	–	–	–	–	<1
MW-53M	11/17/22	N	–	–	–	–	–	--	–	<0.5	–	–	–	–	<20
MW-53M	08/24/22	N	–	–	–	–	–	--	–	<0.5	–	–	–	–	<1
MW-53M	05/03/22	N	–	–	–	–	–	--	–	<0.25	–	–	–	–	<1
MW-53M	03/08/22	N	–	–	–	–	–	--	–	<0.25	–	–	–	–	<50
MW-53M	11/30/21	N	–	–	–	–	–	--	–	–	–	<0.1	–	–	<1
MW-53M	04/27/21	N	–	–	–	–	–	--	–	–	–	–	–	–	--
MW-53M	12/08/20	N	–	–	46	–	<2.5	6,700	–	–	–	–	740	12,000	–
MW-53M	06/16/20	N	–	–	–	–	–	--	–	–	–	–	–	–	--
MW-53M	05/20/26	FD	–	–	–	–	–	--	–	<0.5	–	–	–	–	2.5 J
MW-53M	04/10/25	FD	–	–	–	–	–	--	–	<0.5	–	–	–	–	2.2
MW-53M	05/02/24	FD	–	–	–	–	–	--	–	<0.5	–	–	–	–	0.359 J
MW-53M	11/15/23	FD	–	–	–	–	–	--	–	<0.5	–	–	–	–	<1 J
MW-53S	05/20/26	N	–	–	–	–	–	--	–	<0.5	–	–	–	–	3.7
MW-53S	02/17/26	N	–	–	–	–	–	--	–	<0.5	–	–	–	–	3.8

Appendix B
January 2020 to June 2026 Analytical Results
Second Quarter 2026 Quarterly Progress Report
Pacific Gas and Electric Company, Topock Compressor Station, Needles, California

Monitoring Well ID	Sample Date	Sample Type	Dissolved Vanadium (µg/L)	Dissolved Zinc (µg/L)	Alkalinity (mg/L)	Ammonia (as Nitrogen) (mg/L)	Bromide (mg/L)	Chloride (mg/L)	Fluoride (mg/L)	Nitrate (as Nitrogen) (mg/L)	Nitrite (as Nitrogen) (mg/L)	Nitrate/ Nitrite as N (mg/L)	Sulfate (mg/L)	Total Dissolved Solids (mg/L)	Total Organic Carbon (mg/L)
MW-53S	11/18/25	N	–	–	450	–	<5	170	<0.5	<0.5	–	–	380	1,300	3.8
MW-53S	09/10/25	N	–	–	–	–	–	--	–	–	–	–	–	–	--
MW-53S	08/19/25	N	–	–	–	–	–	--	–	<0.5	–	–	–	–	4.2
MW-53S	04/10/25	N	–	–	–	–	–	--	–	<0.5	–	–	–	–	3.7
MW-53S	02/20/25	N	–	–	–	–	–	--	–	<0.5	–	–	–	–	17
MW-53S	10/10/24	N	–	–	–	–	–	--	–	<0.5	–	–	–	–	7
MW-53S	08/15/24	N	–	–	–	–	–	--	–	<0.5	–	–	320 J	–	21 J
MW-53S	05/02/24	N	–	–	–	–	–	--	–	<0.5	–	–	–	–	2.92
MW-53S	02/21/24	N	–	–	–	–	–	--	–	<0.5	–	–	–	–	5.8
MW-53S	11/15/23	N	–	–	–	–	–	--	–	1.1	–	–	–	–	2
MW-53S	08/22/23	N	–	–	–	–	–	--	–	<0.5	–	–	–	–	2.9
MW-53S	05/23/23	N	–	–	–	–	–	--	–	<0.5	–	–	–	–	1.1
MW-53S	02/21/23	N	–	–	–	–	–	--	–	<0.5	–	–	–	–	1.1
MW-53S	11/17/22	N	–	–	–	–	–	--	–	<0.5	–	–	–	–	1.3
MW-53S	08/24/22	N	–	–	–	–	–	--	–	<0.5	–	–	–	–	1.5
MW-53S	05/03/22	N	–	–	–	–	–	--	–	<0.25	–	–	–	–	1.7
MW-53S	03/08/22	N	–	–	–	–	–	--	–	<0.25	–	–	–	–	<1
MW-53S	11/30/21	N	–	–	–	–	–	--	–	–	–	<0.1	–	–	<1
MW-53S	02/20/25	FD	–	–	–	–	–	--	–	<0.5	–	–	–	–	15
MW-54-085	06/11/26	N	–	–	–	–	–	--	–	–	–	–	–	–	--
MW-54-085	02/25/26	N	–	–	–	–	–	--	–	–	–	–	–	–	--
MW-54-085	05/20/25	N	–	–	–	–	–	--	–	–	–	–	–	–	--
MW-54-085	12/04/24	N	–	–	–	–	–	--	–	0.37	–	–	–	–	–
MW-54-085	04/30/24	N	–	–	–	–	–	--	–	–	–	–	–	–	--
MW-54-085	11/17/23	N	–	–	–	–	–	--	–	0.256	–	–	–	–	–
MW-54-085	05/17/23	N	–	–	–	–	–	--	–	–	–	–	–	–	--
MW-54-085	12/15/22	N	–	–	–	–	–	--	–	0.291	–	–	–	–	–
MW-54-085	06/15/22	N	–	–	–	–	–	--	–	–	–	–	–	–	--
MW-54-085	12/14/21	N	–	–	–	–	–	--	–	<0.5	–	–	–	–	–
MW-54-085	06/08/21	N	<10	R	–	–	–	2,860	3	–	–	<0.2	439	5,640	–
MW-54-085	12/09/20	N	–	–	155	–	–	2,910	–	–	–	–	562	5,780	–
MW-54-085	06/19/20	N	–	–	–	–	–	--	–	–	–	–	–	–	--
MW-54-140	06/11/26	N	–	–	–	–	–	--	–	–	–	–	–	–	--
MW-54-140	02/25/26	N	–	–	–	–	–	--	–	–	–	–	–	–	--
MW-54-140	05/20/25	N	–	–	–	–	–	--	–	–	–	–	–	–	--
MW-54-140	12/04/24	N	–	–	–	–	–	--	–	0.452	–	–	–	–	–
MW-54-140	04/30/24	N	–	–	–	–	–	--	–	–	–	–	–	–	--
MW-54-140	11/17/23	N	–	–	–	–	–	--	–	0.747	–	–	–	–	–
MW-54-140	05/17/23	N	–	–	–	–	–	--	–	–	–	–	–	–	--
MW-54-140	12/15/22	N	–	–	–	–	–	--	–	0.631	–	–	–	–	–
MW-54-140	06/15/22	N	–	–	–	–	–	--	–	–	–	–	–	–	--
MW-54-140	12/14/21	N	–	–	–	–	–	--	–	0.605	–	–	–	–	–
MW-54-140	06/08/21	N	<10	R	–	–	–	4,740	2.57	–	–	0.646	565	6,980	–
MW-54-140	12/09/20	N	–	–	107	–	–	4,010	–	–	–	–	565	7,790	–
MW-54-140	06/19/20	N	–	–	–	–	–	--	–	–	–	–	–	–	--
MW-54-140	11/17/23	FD	–	–	–	–	–	--	–	<0.5	–	–	–	–	–
MW-54-195	06/11/26	N	–	–	–	–	–	--	–	–	–	–	–	–	--
MW-54-195	02/25/26	N	–	–	–	–	–	--	–	–	–	–	–	–	--
MW-54-195	05/20/25	N	–	–	–	–	–	--	–	–	–	–	–	–	--
MW-54-195	12/04/24	N	–	–	–	–	–	--	–	<0.5	–	–	–	–	–
MW-54-195	04/30/24	N	–	–	–	–	–	--	–	–	–	–	–	–	--

Appendix B
January 2020 to June 2026 Analytical Results
Second Quarter 2026 Quarterly Progress Report
Pacific Gas and Electric Company, Topock Compressor Station, Needles, California

Monitoring Well ID	Sample Date	Sample Type	Dissolved Vanadium (µg/L)	Dissolved Zinc (µg/L)	Alkalinity (mg/L)	Ammonia (as Nitrogen) (mg/L)	Bromide (mg/L)	Chloride (mg/L)	Fluoride (mg/L)	Nitrate (as Nitrogen) (mg/L)	Nitrite (as Nitrogen) (mg/L)	Nitrate/ Nitrite as N (mg/L)	Sulfate (mg/L)	Total Dissolved Solids (mg/L)	Total Organic Carbon (mg/L)
MW-54-195	11/17/23	N	--	--	--	--	--	--	--	<0.5	--	--	--	--	--
MW-54-195	05/17/23	N	--	--	--	--	--	--	--	--	--	--	--	--	--
MW-54-195	12/15/22	N	--	--	--	--	--	--	--	<0.5	--	--	--	--	--
MW-54-195	06/15/22	N	--	--	--	--	--	--	--	--	--	--	--	--	--
MW-54-195	12/14/21	N	--	--	--	--	--	--	--	<1	--	--	--	--	--
MW-54-195	06/08/21	N	<10	R	--	--	--	7,090	4.29	--	--	<0.5	884	11,400	--
MW-54-195	12/09/20	N	--	--	62.6	--	--	6,090	--	--	--	--	869	11,500	--
MW-54-195	06/19/20	N	--	--	--	--	--	--	--	--	--	--	--	--	--
MW-54-195	04/30/24	FD	--	--	--	--	--	--	--	--	--	--	--	--	--
MW-55-045	05/21/26	N	--	--	--	--	--	--	--	--	--	--	--	--	--
MW-55-045	12/16/25	N	--	--	--	--	--	--	--	--	--	--	--	--	--
MW-55-045	05/15/25	N	--	--	--	--	--	--	--	--	--	--	--	--	--
MW-55-045	11/19/24	N	--	--	--	--	--	--	--	--	--	--	--	--	--
MW-55-045	05/14/24	N	--	--	--	--	--	--	--	--	--	--	--	--	--
MW-55-045	11/14/23	N	--	--	--	--	--	--	--	--	--	--	--	--	--
MW-55-045	05/16/23	N	--	--	--	--	--	--	--	--	--	--	--	--	--
MW-55-045	12/13/22	N	--	--	--	--	--	--	--	--	--	--	--	--	--
MW-55-045	06/14/22	N	--	--	--	--	--	--	--	--	--	--	--	--	--
MW-55-045	12/14/21	N	--	--	--	--	--	--	--	--	--	--	--	--	--
MW-55-045	06/09/21	N	1.19	R	--	--	--	274	6.01	--	--	<0.1	84.4	689	--
MW-55-045	12/09/20	N	--	--	155	--	--	258	--	--	--	--	76.4	751	--
MW-55-045	06/19/20	N	--	--	--	--	--	--	--	--	--	--	--	--	--
MW-55-120	05/21/26	N	--	--	--	--	--	--	--	--	--	--	--	--	--
MW-55-120	12/16/25	N	--	--	--	--	--	--	--	--	--	--	--	--	--
MW-55-120	05/15/25	N	--	--	--	--	--	--	--	--	--	--	--	--	--
MW-55-120	11/19/24	N	--	--	--	--	--	--	--	--	--	--	--	--	--
MW-55-120	05/14/24	N	--	--	--	--	--	--	--	--	--	--	--	--	--
MW-55-120	11/14/23	N	--	--	--	--	--	--	--	--	--	--	--	--	--
MW-55-120	05/16/23	N	--	--	--	--	--	--	--	--	--	--	--	--	--
MW-55-120	12/13/22	N	--	--	--	--	--	--	--	--	--	--	--	--	--
MW-55-120	06/14/22	N	--	--	--	--	--	--	--	--	--	--	--	--	--
MW-55-120	12/14/21	N	--	--	--	--	--	--	--	--	--	--	--	--	--
MW-55-120	06/09/21	N	<10	R	--	--	--	2,170	4.93	--	--	1.28	245	3,750	--
MW-55-120	12/09/20	N	--	--	74.2	--	--	2,190	--	--	--	--	239	4,050	--
MW-55-120	06/19/20	N	--	--	--	--	--	--	--	--	--	--	--	--	--
MW-55-120	12/14/21	FD	--	--	--	--	--	--	--	--	--	--	--	--	--
MW-55-120	06/19/20	FD	--	--	--	--	--	--	--	--	--	--	--	--	--
MW-56D	05/21/26	N	--	--	--	--	--	--	--	--	--	--	--	--	--
MW-56D	12/16/25	N	--	--	--	--	--	--	--	<1	--	--	--	--	--
MW-56D	05/14/25	N	--	--	--	--	--	--	--	--	--	--	--	--	--
MW-56D	12/03/24	N	--	--	--	--	--	--	--	<0.5	--	--	--	--	--
MW-56D	05/14/24	N	--	--	--	--	--	--	--	--	--	--	--	--	--
MW-56D	11/15/23	N	--	--	--	--	--	--	--	<0.5	--	--	--	--	--
MW-56D	05/18/23	N	--	--	--	--	--	--	--	--	--	--	--	--	--
MW-56D	12/14/22	N	--	--	--	--	--	--	--	<1	--	--	--	--	--
MW-56D	06/14/22	N	--	--	--	--	--	--	--	--	--	--	--	--	--
MW-56D	12/14/21	N	--	--	--	--	--	--	--	<1	--	--	--	--	--
MW-56D	06/09/21	N	<10	R	--	--	--	7,880	1.83	--	--	<0.5	1,340	13,300	--
MW-56D	12/09/20	N	--	--	136	--	--	7,370	--	--	--	--	1,270	14,200	--
MW-56D	06/19/20	N	--	--	--	--	--	--	--	--	--	--	--	--	--
MW-56M	05/21/26	N	--	--	--	--	--	--	--	--	--	--	--	--	--

Appendix B
January 2020 to June 2026 Analytical Results
Second Quarter 2026 Quarterly Progress Report
Pacific Gas and Electric Company, Topock Compressor Station, Needles, California

Monitoring Well ID	Sample Date	Sample Type	Dissolved Vanadium (µg/L)	Dissolved Zinc (µg/L)	Alkalinity (mg/L)	Ammonia (as Nitrogen) (mg/L)	Bromide (mg/L)	Chloride (mg/L)	Fluoride (mg/L)	Nitrate (as Nitrogen) (mg/L)	Nitrite (as Nitrogen) (mg/L)	Nitrate/ Nitrite as N (mg/L)	Sulfate (mg/L)	Total Dissolved Solids (mg/L)	Total Organic Carbon (mg/L)
MW-56M	12/16/25	N	--	--	--	--	--	--	--	<0.5	--	--	--	--	--
MW-56M	05/14/25	N	--	--	--	--	--	--	--	--	--	--	--	--	--
MW-56M	12/03/24	N	--	--	--	--	--	--	--	<0.2	--	--	--	--	--
MW-56M	05/14/24	N	--	--	--	--	--	--	--	--	--	--	--	--	--
MW-56M	11/15/23	N	--	--	--	--	--	--	--	<0.5	--	--	--	--	--
MW-56M	05/18/23	N	--	--	--	--	--	--	--	--	--	--	--	--	--
MW-56M	12/14/22	N	--	--	--	--	--	--	--	2.25	--	--	--	--	--
MW-56M	06/14/22	N	--	--	--	--	--	--	--	--	--	--	--	--	--
MW-56M	12/14/21	N	--	--	--	--	--	--	--	<0.5	--	--	--	--	--
MW-56M	06/09/21	N	<10	R	--	--	--	5,060	0.96	--	--	<0.2	876	9,050	--
MW-56M	12/09/20	N	--	--	437	--	--	4,860	--	--	--	--	835	9,310	--
MW-56M	06/19/20	N	--	--	--	--	--	--	--	--	--	--	--	--	--
MW-56M	12/16/25	FD	--	--	--	--	--	--	--	<0.5	--	--	--	--	--
MW-56M	12/03/24	FD	--	--	--	--	--	--	--	<0.2	--	--	--	--	--
MW-56M	06/09/21	FD	<10	R	--	--	--	4,950	1.02	--	--	0.475	945	8,890	--
MW-56M	12/09/20	FD	--	--	438	--	--	4,820	--	--	--	--	854	9,490	--
MW-56S	05/21/26	N	--	--	--	--	--	--	--	--	--	--	--	--	--
MW-56S	12/16/25	N	--	--	--	--	--	--	--	<0.5	--	--	--	--	--
MW-56S	05/14/25	N	--	--	--	--	--	--	--	--	--	--	--	--	--
MW-56S	12/03/24	N	--	--	--	--	--	--	--	<0.2	--	--	--	--	--
MW-56S	05/14/24	N	--	--	--	--	--	--	--	--	--	--	--	--	--
MW-56S	11/15/23	N	--	--	--	--	--	--	--	<0.2	--	--	--	--	--
MW-56S	05/18/23	N	--	--	--	--	--	--	--	--	--	--	--	--	--
MW-56S	12/14/22	N	--	--	--	--	--	--	--	<0.1	--	--	--	--	--
MW-56S	06/14/22	N	--	--	--	--	--	--	--	--	--	--	--	--	--
MW-56S	12/14/21	N	--	--	--	--	--	--	--	<0.2	--	--	--	--	--
MW-56S	06/09/21	N	<10	R	--	--	--	1,590	4.68	--	--	<0.2	650	3,840	--
MW-56S	12/09/20	N	--	--	640	--	--	1,300	--	--	--	--	585	3,980	--
MW-56S	06/19/20	N	--	--	--	--	--	--	--	--	--	--	--	--	--
MW-56S	05/18/23	FD	--	--	--	--	--	--	--	--	--	--	--	--	--
MW-56S	12/14/22	FD	--	--	--	--	--	--	--	<0.1	--	--	--	--	--
MW-57-070	06/17/26	N	--	--	--	--	--	--	--	--	--	--	--	--	--
MW-57-070	11/21/25	N	--	--	69	--	<2.5	170	<0.5	<0.25	--	--	41	410	--
MW-57-070	08/27/25	N	--	--	--	--	--	--	--	--	--	--	--	--	--
MW-57-070	05/09/25	N	--	--	--	--	--	--	--	--	--	--	--	--	--
MW-57-070	02/24/25	N	--	--	--	--	--	--	--	--	--	--	--	--	--
MW-57-070	12/03/24	N	--	--	--	--	--	--	--	2.2	--	--	--	--	--
MW-57-070	08/19/24	N	--	--	--	--	--	--	--	--	--	--	--	--	--
MW-57-070	05/15/24	N	--	--	--	--	--	--	--	--	--	--	--	--	--
MW-57-070	02/20/24	N	--	--	--	--	--	--	--	--	--	--	--	--	--
MW-57-070	11/29/23	N	--	--	--	--	--	--	--	2.9	--	--	--	--	--
MW-57-070	05/26/23	N	--	--	--	--	--	--	--	--	--	--	--	--	--
MW-57-070	11/18/22	N	--	--	--	--	--	--	--	3.5	--	--	--	--	--
MW-57-070	06/07/22	N	--	--	--	--	--	--	--	--	--	--	--	--	--
MW-57-070	12/10/21	N	--	--	--	--	--	--	--	--	--	11	--	--	--
MW-57-070	04/30/21	N	--	--	--	--	--	--	--	--	--	9.3	--	--	--
MW-57-070	12/04/20	N	--	--	110	--	<2.5	550	--	--	--	8.5	110	1,300	--
MW-57-070	06/22/20	N	--	--	--	--	--	--	--	--	--	8.8	--	--	--
MW-57-185	06/17/26	N	--	--	--	--	--	--	--	--	--	--	--	--	--
MW-57-185	11/21/25	N	--	--	140	--	<2.5	250	1.8	<0.25	--	--	48	760	--
MW-57-185	05/09/25	N	--	--	--	--	--	--	--	--	--	--	--	--	--

Appendix B
January 2020 to June 2026 Analytical Results
Second Quarter 2026 Quarterly Progress Report
Pacific Gas and Electric Company, Topock Compressor Station, Needles, California

Monitoring Well ID	Sample Date	Sample Type	Dissolved Vanadium (µg/L)	Dissolved Zinc (µg/L)	Alkalinity (mg/L)	Ammonia (as Nitrogen) (mg/L)	Bromide (mg/L)	Chloride (mg/L)	Fluoride (mg/L)	Nitrate (as Nitrogen) (mg/L)	Nitrite (as Nitrogen) (mg/L)	Nitrate/ Nitrite as N (mg/L)	Sulfate (mg/L)	Total Dissolved Solids (mg/L)	Total Organic Carbon (mg/L)
MW-57-185	12/03/24	N	–	–	–	–	–	--	–	0.94	–	–	–	–	–
MW-57-185	05/15/24	N	–	–	–	–	–	--	–	–	–	–	–	–	--
MW-57-185	11/29/23	N	–	–	–	–	–	--	–	<0.5	–	–	–	–	–
MW-57-185	05/26/23	N	–	–	–	–	–	--	–	–	–	–	–	–	--
MW-57-185	11/18/22	N	–	–	–	–	–	--	–	<0.25	–	–	–	–	–
MW-57-185	06/07/22	N	–	–	–	–	–	--	–	–	–	–	–	–	--
MW-57-185	12/10/21	N	–	–	–	–	–	--	–	–	–	<0.1	–	–	–
MW-57-185	04/30/21	N	–	–	–	–	–	--	–	–	–	0.25	–	–	–
MW-57-185	12/04/20	N	–	–	110	–	<2.5	5,700	–	–	–	0.18	700	11,000	–
MW-57-185	06/22/20	N	–	–	–	–	–	--	–	–	–	0.14	–	–	–
MW-57-185	11/29/23	FD	–	–	–	–	–	--	–	<0.5	–	–	–	–	–
MW-57-185	06/22/20	FD	–	–	–	–	–	--	–	–	–	0.12	–	–	–
MW-58-065	05/26/23	N	–	–	–	–	–	--	–	–	–	–	–	–	--
MW-58BR	05/27/26	N	–	–	–	–	–	--	–	–	–	–	–	–	--
MW-58BR	12/09/25	N	–	–	40	–	<5	2,300	2	1.2	–	–	470	4,800	–
MW-58BR	08/26/25	N	–	–	–	–	–	--	–	–	–	–	–	–	--
MW-58BR	05/15/25	N	–	–	–	–	–	--	–	–	–	–	–	–	--
MW-58BR	02/25/25	N	–	–	–	–	–	--	–	–	–	–	–	–	--
MW-58BR	12/02/24	N	–	–	–	–	–	--	–	1	–	–	–	–	--
MW-58BR	08/19/24	N	–	–	–	–	–	--	–	–	–	–	–	–	--
MW-58BR	05/16/24	N	–	–	–	–	–	--	–	–	–	–	–	–	--
MW-58BR	02/20/24	N	–	–	–	–	–	--	–	–	–	–	–	–	--
MW-58BR	11/29/23	N	–	–	–	–	–	--	–	0.49	–	–	–	–	–
MW-58BR	05/26/23	N	–	–	–	–	–	--	–	–	–	–	–	–	--
MW-58BR	12/08/22	N	–	–	–	–	–	--	–	<0.25	–	–	–	–	–
MW-58BR	06/21/22	N	–	–	–	–	–	--	–	–	–	–	–	–	--
MW-58BR	12/09/21	N	–	–	–	–	–	--	–	–	–	0.74	–	–	–
MW-58BR	08/26/21	N	–	–	–	–	–	--	–	–	–	0.71	–	–	–
MW-58BR	05/17/21	N	–	–	–	–	–	--	–	–	–	0.46 J	–	–	--
MW-58BR	02/15/21	N	–	–	–	–	–	--	–	–	–	0.46	–	–	–
MW-58BR	11/30/20	N	–	–	47	–	<2.5	2,200	–	–	–	0.5	470	4,600	–
MW-58BR	09/29/20	N	–	–	–	–	–	--	–	–	–	0.39	–	–	–
MW-58BR	05/01/20	N	–	–	–	–	–	--	–	–	–	0.77	–	–	–
MW-58BR	02/17/20	N	–	–	–	–	–	--	–	–	–	1.8	–	–	–
MW-58BR	08/26/25	FD	–	–	–	–	–	--	–	–	–	–	–	–	--
MW-58BR	05/17/21	FD	–	–	–	–	–	--	–	–	–	0.95 J	–	–	--
MW-59-100	05/26/26	N	–	–	–	–	–	--	–	–	–	–	–	–	--
MW-59-100	11/21/25	N	–	–	–	–	–	--	–	6.1	–	–	–	–	--
MW-59-100	05/21/25	N	–	–	–	–	–	--	–	–	–	–	–	–	--
MW-59-100	12/03/24	N	–	–	–	–	–	--	–	4.5	–	–	–	–	--
MW-59-100	05/16/24	N	–	–	–	–	–	--	–	–	–	–	–	–	--
MW-59-100	11/29/23	N	–	–	–	–	–	--	–	6.5	–	–	–	–	–
MW-59-100	05/31/23	N	–	–	–	–	–	--	–	–	–	–	–	–	--
MW-59-100	11/30/22	N	–	–	–	–	–	--	–	2.8	–	–	–	–	–
MW-59-100	06/09/22	N	–	–	–	–	–	--	–	–	–	–	–	–	--
MW-59-100	12/15/21	N	–	–	–	–	–	--	–	–	–	2.3	–	–	–
MW-59-100	06/07/21	N	–	–	–	–	–	--	–	–	–	1.8	–	–	–
MW-59-100	02/17/21	N	–	–	–	–	–	--	–	–	–	3.6	–	–	–
MW-59-100	12/08/20	N	<1	<10	110	–	<5	3,100	–	–	–	3.4	570	6,700	–
MW-59-100	06/22/20	N	–	–	–	–	–	--	–	–	–	2.1	–	–	–
MW-59-100	05/31/23	FD	–	–	–	–	–	--	–	–	–	–	–	–	--

Appendix B
January 2020 to June 2026 Analytical Results
Second Quarter 2026 Quarterly Progress Report
Pacific Gas and Electric Company, Topock Compressor Station, Needles, California

Monitoring Well ID	Sample Date	Sample Type	Dissolved Vanadium (µg/L)	Dissolved Zinc (µg/L)	Alkalinity (mg/L)	Ammonia (as Nitrogen) (mg/L)	Bromide (mg/L)	Chloride (mg/L)	Fluoride (mg/L)	Nitrate (as Nitrogen) (mg/L)	Nitrite (as Nitrogen) (mg/L)	Nitrate/ Nitrite as N (mg/L)	Sulfate (mg/L)	Total Dissolved Solids (mg/L)	Total Organic Carbon (mg/L)
MW-59-100	11/30/22	FD	–	–	–	–	–	--	–	2.6	–	–	–	–	–
MW-59-100	12/08/20	FD	<1	<10	110	–	<5	3,100	–	–	–	3.5	580	7,200	–
MW-60-125	04/29/26	N	–	–	–	–	–	--	–	–	–	–	–	–	--
MW-60-125	01/29/26	N	–	–	–	–	–	--	–	–	–	–	–	–	--
MW-60-125	11/25/25	N	–	–	55	–	<5	2,700	1.4	3.7	–	–	450	4,700	–
MW-60-125	08/27/25	N	–	–	–	–	–	--	–	–	–	–	–	–	--
MW-60-125	05/29/25	N	–	–	–	–	–	--	–	–	–	–	–	–	--
MW-60-125	02/26/25	N	–	–	–	–	–	--	–	–	–	–	–	–	--
MW-60-125	10/28/24	N	–	–	–	–	–	--	–	4.2	–	–	–	–	--
MW-60-125	08/19/24	N	–	–	–	–	–	--	–	–	–	–	–	–	--
MW-60-125	05/16/24	N	–	–	–	–	–	--	–	–	–	–	–	–	--
MW-60-125	02/20/24	N	–	–	–	–	–	--	–	–	–	–	–	–	--
MW-60-125	11/30/23	N	–	–	–	–	–	--	–	3	–	–	–	–	–
MW-60-125	06/01/23	N	–	–	–	–	–	--	–	–	–	–	–	–	--
MW-60-125	11/29/22	N	–	–	–	–	–	--	–	2.6 J	–	–	–	–	--
MW-60-125	06/16/22	N	–	–	–	–	–	--	–	–	–	–	–	–	--
MW-60-125	12/16/21	N	–	–	–	–	–	--	–	–	–	3.8	–	–	–
MW-60-125	05/27/21	N	–	–	–	–	–	--	–	–	–	3.9	–	–	–
MW-60-125	10/01/20	N	–	–	60	–	<5	2,700	1.5	–	–	4.1	460	6,800	–
MW-60-125	06/24/20	N	–	–	–	–	–	--	–	–	–	3.8	–	–	–
MW-60-125	05/16/24	FD	–	–	–	–	–	--	–	–	–	–	–	–	--
MW-60BR-245	05/28/26	N	–	–	–	–	–	--	–	–	–	–	–	–	--
MW-60BR-245	12/09/25	N	–	–	14	–	<2.5	5,400	4.9	<0.25	–	–	740	10,000	–
MW-60BR-245	05/29/25	N	–	–	–	–	–	--	–	–	–	–	–	–	--
MW-60BR-245	10/28/24	N	–	–	–	–	–	--	–	–	–	–	–	–	--
MW-60BR-245	05/16/24	N	–	–	–	–	–	--	–	–	–	–	–	–	--
MW-60BR-245	11/29/23	N	–	–	–	–	–	--	–	–	–	–	–	–	--
MW-60BR-245	05/31/23	N	–	–	–	–	–	--	–	–	–	–	–	–	--
MW-60BR-245	11/29/22	N	–	–	–	–	–	--	–	–	–	–	–	–	--
MW-60BR-245	06/16/22	N	–	–	–	–	–	--	–	–	–	–	–	–	--
MW-60BR-245	12/16/21	N	–	–	–	–	–	--	–	–	–	–	–	–	--
MW-60BR-245	08/26/21	N	–	–	–	–	–	--	–	–	–	0.12	–	–	–
MW-60BR-245	05/27/21	N	–	–	–	–	–	--	–	–	–	0.21	–	–	–
MW-60BR-245	02/18/21	N	–	–	–	–	–	--	–	–	–	0.25	–	–	–
MW-60BR-245	12/17/20	N	–	–	24	–	<2.5	5,600	–	–	–	0.18	780	11,000	–
MW-60BR-245	09/30/20	N	–	–	–	–	–	--	–	–	–	0.18	–	–	–
MW-60BR-245	02/20/20	N	–	–	–	–	–	--	–	–	–	0.22	–	–	–
MW-60BR-245	05/28/26	FD	–	–	–	–	–	--	–	–	–	–	–	–	--
MW-60BR-245	05/29/25	FD	–	–	–	–	–	--	–	–	–	–	–	–	--
MW-61-110	05/28/26	N	–	–	–	–	–	--	–	–	–	–	–	–	--
MW-61-110	11/25/25	N	–	–	54	–	<2.5	920	0.89	<0.25	–	–	130	1,700	–
MW-61-110	05/29/25	N	–	–	–	–	–	--	–	–	–	–	–	–	--
MW-61-110	12/05/24	N	–	–	–	–	–	--	–	1.2	–	–	–	–	--
MW-61-110	05/16/24	N	–	–	–	–	–	--	–	–	–	–	–	–	--
MW-61-110	11/30/23	N	–	–	–	–	–	--	–	0.76	–	–	–	–	–
MW-61-110	05/31/23	N	–	–	–	–	–	--	–	–	–	–	–	–	--
MW-61-110	11/29/22	N	–	–	–	–	–	--	–	0.4 J	–	–	–	–	--
MW-61-110	06/16/22	N	–	–	–	–	–	--	–	–	–	–	–	–	--
MW-61-110	12/10/21	N	–	–	–	–	–	--	–	–	–	0.63	–	–	–
MW-61-110	05/27/21	N	–	–	–	–	–	--	–	–	–	0.38	–	–	–
MW-61-110	12/04/20	N	–	–	46	–	<5	5,400	–	–	–	0.8	720	11,000	–

Appendix B
January 2020 to June 2026 Analytical Results
Second Quarter 2026 Quarterly Progress Report
Pacific Gas and Electric Company, Topock Compressor Station, Needles, California

Monitoring Well ID	Sample Date	Sample Type	Dissolved Vanadium (µg/L)	Dissolved Zinc (µg/L)	Alkalinity (mg/L)	Ammonia (as Nitrogen) (mg/L)	Bromide (mg/L)	Chloride (mg/L)	Fluoride (mg/L)	Nitrate (as Nitrogen) (mg/L)	Nitrite (as Nitrogen) (mg/L)	Nitrate/ Nitrite as N (mg/L)	Sulfate (mg/L)	Total Dissolved Solids (mg/L)	Total Organic Carbon (mg/L)
MW-61-110	11/29/22	FD	–	–	–	–	–	--	–	0.46 J	–	–	–	–	–
MW-62-065	05/28/26	N	–	–	–	–	–	--	–	–	–	–	–	–	--
MW-62-065	11/25/25	N	–	–	110	–	<2.5	1,900	2.7	4.6	–	–	430	3,600	–
MW-62-065	08/26/25	N	–	–	–	–	–	--	–	–	–	–	–	–	--
MW-62-065	05/09/25	N	–	–	–	–	–	--	–	–	–	–	–	–	--
MW-62-065	02/24/25	N	–	–	–	–	–	--	–	–	–	–	–	–	--
MW-62-065	10/28/24	N	–	–	–	–	–	--	–	4.8	–	–	–	–	--
MW-62-065	08/20/24	N	–	–	–	–	–	--	–	–	–	–	–	–	--
MW-62-065	05/09/24	N	–	–	–	–	–	--	–	–	–	–	–	–	--
MW-62-065	02/20/24	N	–	–	–	–	–	--	–	–	–	–	–	–	--
MW-62-065	11/29/23	N	–	–	–	–	–	--	–	5.5	–	–	–	–	–
MW-62-065	05/30/23	N	–	–	–	–	–	--	–	–	–	–	–	–	--
MW-62-065	11/28/22	N	–	–	–	–	–	--	–	5	–	–	–	–	–
MW-62-065	06/09/22	N	–	–	–	–	–	--	–	–	–	–	–	–	--
MW-62-065	12/15/21	N	–	–	–	–	–	--	–	–	–	5	–	–	–
MW-62-065	08/27/21	N	–	–	–	–	–	--	–	–	–	5.2	–	–	–
MW-62-065	05/27/21	N	–	–	–	–	–	--	–	–	–	4.6	–	–	–
MW-62-065	02/18/21	N	–	–	–	–	–	--	–	–	–	4.8	–	–	–
MW-62-065	12/04/20	N	–	–	110	–	<2.5	1,800	–	–	–	4.6	430	3,800	–
MW-62-065	09/30/20	N	–	–	–	–	–	--	–	–	–	5.1	–	–	–
MW-62-065	04/28/20	N	–	–	–	–	–	--	–	–	–	4.6	–	–	–
MW-62-065	02/19/20	N	–	–	–	–	–	--	–	–	–	5.1	–	–	–
MW-62-065	08/27/21	FD	–	–	–	–	–	--	–	–	–	4.9	–	–	–
MW-62-110	05/28/26	N	–	–	–	–	–	--	–	–	–	–	–	–	--
MW-62-110	12/17/25	N	–	–	70	–	<2.5	3,300	3.6	0.55	–	–	540	5,800	–
MW-62-110	05/28/25	N	–	–	–	–	–	--	–	–	–	–	–	–	--
MW-62-110	10/29/24	N	–	–	–	–	–	--	–	<0.5	–	–	–	–	–
MW-62-110	05/14/24	N	–	–	–	–	–	--	–	–	–	–	–	–	--
MW-62-110	11/29/23	N	–	–	–	–	–	--	–	0.64	–	–	–	–	–
MW-62-110	05/31/23	N	–	–	–	–	–	--	–	–	–	–	–	–	--
MW-62-110	11/29/22	N	–	–	–	–	–	--	–	<0.5 J	–	–	–	–	--
MW-62-110	06/22/22	N	–	–	–	–	–	--	–	–	–	–	–	–	--
MW-62-110	12/01/21	N	–	–	–	–	–	--	–	–	–	<0.1	–	–	–
MW-62-110	08/27/21	N	–	–	–	–	–	--	–	–	–	<0.1	–	–	–
MW-62-110	06/08/21	N	–	–	–	–	–	--	–	–	–	0.1	–	–	–
MW-62-110	02/15/21	N	–	–	–	–	–	--	–	–	–	–	–	–	--
MW-62-110	12/02/20	N	–	–	83	–	<2.5	2,900	–	–	–	<0.1	550	6,200	–
MW-62-110	09/30/20	N	–	–	–	–	–	--	–	–	–	<0.05	–	–	–
MW-62-110	04/29/20	N	–	–	–	–	–	--	–	–	–	3.3	–	–	–
MW-62-110	02/18/20	N	–	–	–	–	–	--	–	–	–	0.055	–	–	–
MW-62-190	05/28/26	N	–	–	–	–	–	--	–	–	–	–	–	–	--
MW-62-190	12/17/25	N	–	–	40	–	<5	6,100	4.5	<0.5	–	–	690	10,000	–
MW-62-190	05/28/25	N	–	–	–	–	–	--	–	–	–	–	–	–	--
MW-62-190	10/29/24	N	–	–	–	–	–	--	–	<0.25	–	–	–	–	–
MW-62-190	05/14/24	N	–	–	–	–	–	--	–	–	–	–	–	–	--
MW-62-190	11/29/23	N	–	–	–	–	–	--	–	<0.25	–	–	–	–	–
MW-62-190	05/31/23	N	–	–	–	–	–	--	–	–	–	–	–	–	--
MW-62-190	11/29/22	N	–	–	–	–	–	--	–	<0.25 J	–	–	–	–	--
MW-62-190	06/22/22	N	–	–	–	–	–	--	–	–	–	–	–	–	--
MW-62-190	12/01/21	N	–	–	–	–	–	--	–	–	–	<0.1	–	–	–
MW-62-190	06/08/21	N	–	–	–	–	–	--	–	–	–	0.11	–	–	–

Appendix B
January 2020 to June 2026 Analytical Results
Second Quarter 2026 Quarterly Progress Report
Pacific Gas and Electric Company, Topock Compressor Station, Needles, California

Monitoring Well ID	Sample Date	Sample Type	Dissolved Vanadium (µg/L)	Dissolved Zinc (µg/L)	Alkalinity (mg/L)	Ammonia (as Nitrogen) (mg/L)	Bromide (mg/L)	Chloride (mg/L)	Fluoride (mg/L)	Nitrate (as Nitrogen) (mg/L)	Nitrite (as Nitrogen) (mg/L)	Nitrate/ Nitrite as N (mg/L)	Sulfate (mg/L)	Total Dissolved Solids (mg/L)	Total Organic Carbon (mg/L)
MW-62-190	12/02/20	N	–	–	57	–	<2.5	6,000	–	–	–	<0.1	710	12,000	–
MW-62-190	04/29/20	N	–	–	–	–	–	--	–	–	–	<0.05	–	–	–
MW-62-190	10/29/24	FD	–	–	–	–	–	--	–	<0.25	–	–	–	–	–
MW-62-190	04/29/20	FD	–	–	–	–	–	--	–	–	–	<0.05	–	–	–
MW-63-065	05/28/26	N	–	–	–	–	–	--	–	–	–	–	–	–	--
MW-63-065	11/25/25	N	–	–	200	–	<2.5	1,600	1.6	0.97	–	–	530	3,500	–
MW-63-065	08/26/25	N	–	–	–	–	–	--	–	–	–	–	–	–	--
MW-63-065	05/14/25	N	–	–	–	–	–	--	–	–	–	–	–	–	--
MW-63-065	02/27/25	N	–	–	–	–	–	--	–	–	–	–	–	–	--
MW-63-065	10/28/24	N	–	–	–	–	–	--	–	0.99	–	–	–	–	–
MW-63-065	08/20/24	N	–	–	–	–	–	--	–	–	–	–	–	–	--
MW-63-065	05/09/24	N	–	–	–	–	–	--	–	–	–	–	–	–	--
MW-63-065	02/20/24	N	–	–	–	–	–	--	–	–	–	–	–	–	--
MW-63-065	11/29/23	N	–	–	–	–	–	--	–	2.3	–	–	–	–	–
MW-63-065	05/31/23	N	–	–	–	–	–	--	–	–	–	–	–	–	--
MW-63-065	11/29/22	N	–	–	–	–	–	--	–	1.4 J	–	–	–	–	--
MW-63-065	06/09/22	N	–	–	–	–	–	--	–	–	–	–	–	–	--
MW-63-065	12/16/21	N	–	–	–	–	–	--	–	–	–	1.3	–	–	–
MW-63-065	08/26/21	N	–	–	–	–	–	--	–	–	–	1.5	–	–	–
MW-63-065	05/27/21	N	–	–	–	–	–	--	–	–	–	1.3	–	–	–
MW-63-065	02/18/21	N	–	–	–	–	–	--	–	–	–	1.4	–	–	–
MW-63-065	12/07/20	N	–	–	200	–	<2.5	1,900	–	–	–	2	570	4,400	–
MW-63-065	09/30/20	N	–	–	–	–	–	--	–	–	–	2.4	–	–	–
MW-63-065	06/24/20	N	–	–	–	–	–	--	–	–	–	1.8	–	–	–
MW-63-065	02/19/20	N	–	–	–	–	–	--	–	–	–	1	–	–	–
MW-63-065	02/19/20	FD	–	–	–	–	–	--	–	–	–	1.1	–	–	–
MW-64BR	05/26/26	N	–	–	–	–	–	--	–	–	–	–	–	–	--
MW-64BR	12/16/25	N	–	–	150	–	<5	3,800	3.1	<0.5	–	–	400	6,700	–
MW-64BR	08/28/25	N	–	–	–	–	–	--	–	–	–	–	–	–	--
MW-64BR	05/29/25	N	–	–	–	–	–	--	–	–	–	–	–	–	--
MW-64BR	02/26/25	N	–	–	–	–	–	--	–	–	–	–	–	–	--
MW-64BR	10/28/24	N	–	–	–	–	–	--	–	<0.25	–	–	–	–	–
MW-64BR	08/20/24	N	–	–	–	–	–	--	–	–	–	–	–	–	--
MW-64BR	05/16/24	N	–	–	–	–	–	--	–	–	–	–	–	–	--
MW-64BR	02/20/24	N	–	–	–	–	–	--	–	–	–	–	–	–	--
MW-64BR	11/29/23	N	–	–	–	–	–	--	–	<0.25	–	–	–	–	–
MW-64BR	05/25/23	N	–	–	–	–	–	--	–	–	–	–	–	–	--
MW-64BR	11/29/22	N	–	–	–	–	–	--	–	<0.25 J	–	–	–	–	--
MW-64BR	06/22/22	N	–	–	–	–	–	--	–	–	–	–	–	–	--
MW-64BR	12/16/21	N	–	–	–	–	–	--	–	–	–	<0.1	–	–	–
MW-64BR	08/26/21	N	–	–	–	–	–	--	–	–	–	<0.1	–	–	–
MW-64BR	05/27/21	N	–	–	–	–	–	--	–	–	–	<0.05	–	–	–
MW-64BR	02/18/21	N	–	–	–	–	–	--	–	–	–	0.075	–	–	–
MW-64BR	11/30/20	N	–	–	69	–	<2.5	4,300	–	–	–	0.1	590	8,700	–
MW-64BR	09/30/20	N	–	–	–	–	–	--	–	–	–	<0.05	–	–	–
MW-64BR	05/01/20	N	–	–	–	–	–	--	–	–	–	0.056	–	–	–
MW-64BR	02/21/20	N	–	–	–	–	–	--	–	–	–	<0.05	–	–	–
MW-64BR	11/29/22	FD	–	–	–	–	–	--	–	<0.25 J	–	–	–	–	--
MW-65-160	05/27/26	N	–	–	94	–	<5	1,000	1.7	14	–	–	530	3,100	–
MW-65-160	02/24/26	N	–	–	120	–	<5	1,000	2.1	13	–	–	560	2,700	–
MW-65-160	12/17/25	N	–	–	120	–	<5	1,000	1.8	15	–	–	560	2,700	–

Appendix B
January 2020 to June 2026 Analytical Results
Second Quarter 2026 Quarterly Progress Report
Pacific Gas and Electric Company, Topock Compressor Station, Needles, California

Monitoring Well ID	Sample Date	Sample Type	Dissolved Vanadium (µg/L)	Dissolved Zinc (µg/L)	Alkalinity (mg/L)	Ammonia (as Nitrogen) (mg/L)	Bromide (mg/L)	Chloride (mg/L)	Fluoride (mg/L)	Nitrate (as Nitrogen) (mg/L)	Nitrite (as Nitrogen) (mg/L)	Nitrate/ Nitrite as N (mg/L)	Sulfate (mg/L)	Total Dissolved Solids (mg/L)	Total Organic Carbon (mg/L)
MW-65-160	08/28/25	N	–	–	130	–	<5	1,000	2	14	–	–	540	2,800	–
MW-65-160	05/22/25	N	–	–	120	–	<5	1,100	1.4	13	–	–	580	2,400	–
MW-65-160	02/26/25	N	–	–	–	–	–	--	–	12	–	–	–	–	–
MW-65-160	11/21/24	N	–	–	–	–	–	--	–	12	–	–	–	–	–
MW-65-160	08/22/24	N	–	–	–	–	–	--	–	13	–	–	–	–	–
MW-65-160	05/23/24	N	–	–	–	–	–	--	–	16	–	–	–	–	–
MW-65-160	02/19/24	N	–	–	–	–	–	--	–	13	–	–	–	–	–
MW-65-160	11/28/23	N	–	–	–	–	–	--	–	13	–	–	–	–	–
MW-65-160	08/18/23	N	–	–	–	–	–	--	–	13	–	–	–	–	–
MW-65-160	05/30/23	N	–	–	–	–	–	--	–	12	–	–	–	–	–
MW-65-160	02/17/23	N	–	–	–	–	–	--	–	13	–	–	–	–	–
MW-65-160	11/30/22	N	–	–	–	–	–	--	–	13	–	–	–	–	–
MW-65-160	08/25/22	N	–	–	–	–	–	--	–	14	–	–	–	–	–
MW-65-160	06/21/22	N	–	–	–	–	–	--	–	13	–	–	–	–	–
MW-65-160	03/09/22	N	–	–	–	–	–	--	–	14	–	–	–	–	–
MW-65-160	12/08/21	N	–	–	–	–	–	--	–	–	–	16	–	–	–
MW-65-160	08/25/21	N	–	–	–	–	–	--	–	–	–	15	–	–	–
MW-65-160	05/27/21	N	–	–	–	–	–	--	–	–	–	15	–	–	–
MW-65-160	02/16/21	N	–	–	–	–	–	--	–	–	–	15	–	–	–
MW-65-160	12/03/20	N	–	–	130	–	<2.5	990	–	–	–	11	540	2,600	–
MW-65-160	09/29/20	N	–	–	–	–	–	--	–	–	–	13	–	–	–
MW-65-160	04/29/20	N	–	–	–	–	–	--	–	–	–	10	–	–	–
MW-65-160	02/20/20	N	–	–	–	–	–	--	–	–	–	14	–	–	–
MW-65-225	05/27/26	N	–	–	56	–	<5	4,800	3.9	3.3	–	–	780	10,000	–
MW-65-225	02/24/26	N	–	–	71	–	<5	4,400	3.4	5.1	–	–	700	7,700	–
MW-65-225	12/17/25	N	–	–	76	–	<5	3,700	3	6.3	–	–	670	6,900	–
MW-65-225	08/28/25	N	–	–	87	–	<5	3,000	2.9	7.3	–	–	590	5,900	–
MW-65-225	05/22/25	N	–	–	64	–	<5	4,700	3.9	3.9	–	–	780	7,800	–
MW-65-225	02/26/25	N	–	–	–	–	–	--	–	8.6	–	–	–	–	--
MW-65-225	11/21/24	N	–	–	–	–	–	--	–	7.5	–	–	–	–	--
MW-65-225	08/22/24	N	–	–	–	–	–	--	–	6.3	–	–	–	–	--
MW-65-225	05/23/24	N	–	–	–	–	–	--	–	4.5	–	–	–	–	--
MW-65-225	02/19/24	N	–	–	–	–	–	--	–	8.8	–	–	–	–	--
MW-65-225	11/28/23	N	–	–	–	–	–	--	–	8.4	–	–	–	–	–
MW-65-225	08/18/23	N	–	–	–	–	–	--	–	8.1	–	–	–	–	–
MW-65-225	05/30/23	N	–	–	–	–	–	--	–	6.1	–	–	–	–	–
MW-65-225	02/17/23	N	–	–	–	–	–	--	–	8.7	–	–	–	–	–
MW-65-225	11/30/22	N	–	–	–	–	–	--	–	9.3	–	–	–	–	–
MW-65-225	08/25/22	N	–	–	–	–	–	--	–	7.7	–	–	–	–	–
MW-65-225	06/21/22	N	–	–	–	–	–	--	–	6.4	–	–	–	–	–
MW-65-225	03/09/22	N	–	–	–	–	–	--	–	5.9	–	–	–	–	–
MW-65-225	12/08/21	N	–	–	–	–	–	--	–	–	–	2	–	–	–
MW-65-225	08/25/21	N	–	–	–	–	–	--	–	–	–	3.2	–	–	–
MW-65-225	05/27/21	N	–	–	–	–	–	--	–	–	–	8.3	–	–	–
MW-65-225	02/16/21	N	–	–	–	–	–	--	–	–	–	6.9	–	–	–
MW-65-225	12/03/20	N	–	–	88	–	<2.5	3,200	–	–	–	6	690	6,600	–
MW-65-225	09/29/20	N	–	–	–	–	–	--	–	–	–	4	–	–	–
MW-65-225	04/29/20	N	–	–	–	–	–	--	–	–	–	4.9	–	–	–
MW-65-225	02/20/20	N	–	–	–	–	–	--	–	–	–	10	–	–	–
MW-65-225	06/21/22	FD	–	–	–	–	–	--	–	6.4	–	–	–	–	–
MW-65-225	03/09/22	FD	–	–	–	–	–	--	–	6	–	–	–	–	–

Appendix B
January 2020 to June 2026 Analytical Results
Second Quarter 2026 Quarterly Progress Report
Pacific Gas and Electric Company, Topock Compressor Station, Needles, California

Monitoring Well ID	Sample Date	Sample Type	Dissolved Vanadium (µg/L)	Dissolved Zinc (µg/L)	Alkalinity (mg/L)	Ammonia (as Nitrogen) (mg/L)	Bromide (mg/L)	Chloride (mg/L)	Fluoride (mg/L)	Nitrate (as Nitrogen) (mg/L)	Nitrite (as Nitrogen) (mg/L)	Nitrate/ Nitrite as N (mg/L)	Sulfate (mg/L)	Total Dissolved Solids (mg/L)	Total Organic Carbon (mg/L)
MW-65-225	12/08/21	FD	–	–	–	–	–	--	–	–	–	1.9	–	–	–
MW-66-165	05/26/26	N	–	–	–	–	–	--	–	20	–	–	–	–	–
MW-66-165	11/24/25	N	–	–	–	–	–	--	–	15	–	–	–	–	–
MW-66-165	05/22/25	N	–	–	–	–	–	--	–	20	–	–	–	–	–
MW-66-165	11/15/24	N	–	–	–	–	–	--	–	16	–	–	–	–	–
MW-66-165	05/23/24	N	–	–	–	–	–	--	–	20	–	–	–	–	–
MW-66-165	11/28/23	N	–	–	–	–	–	--	–	8.4	–	–	–	–	–
MW-66-165	06/01/23	N	–	–	–	–	–	--	–	15	–	–	–	–	–
MW-66-165	11/29/22	N	–	–	–	–	–	--	–	10 J	–	–	–	–	–
MW-66-165	06/06/22	N	–	–	–	–	–	--	–	21	–	–	–	–	–
MW-66-165	12/07/21	N	–	–	–	–	–	--	–	–	–	19	–	–	–
MW-66-165	09/24/21	N	–	–	–	–	–	820	–	–	–	19	360	2,100	–
MW-66-165	05/05/21	N	–	–	–	–	–	940	–	–	–	24	450	2,300	–
MW-66-165	02/16/21	N	–	–	–	–	–	--	–	–	–	22 J	–	–	–
MW-66-165	12/03/20	N	–	–	120	–	<2.5	880	–	–	–	24	420	2,200	–
MW-66-165	04/29/20	N	–	–	–	–	–	--	–	–	–	29	–	–	–
MW-66-165	12/03/20	FD	–	–	110	–	<2.5	870	–	–	–	23	420	2,200	–
MW-66-230	04/30/26	N	–	–	–	–	–	--	–	17	–	–	–	–	–
MW-66-230	11/24/25	N	–	–	–	–	–	--	–	22	–	–	–	–	–
MW-66-230	05/22/25	N	–	–	–	–	–	--	–	23	–	–	–	–	–
MW-66-230	11/15/24	N	–	–	–	–	–	--	–	25	–	–	–	–	–
MW-66-230	05/23/24	N	–	–	–	–	–	--	–	28	–	–	–	–	–
MW-66-230	11/28/23	N	–	–	–	–	–	--	–	28	–	–	–	–	–
MW-66-230	06/01/23	N	–	–	–	–	–	--	–	21	–	–	–	–	–
MW-66-230	11/29/22	N	–	–	–	–	–	--	–	7.3 J	–	–	–	–	--
MW-66-230	06/06/22	N	–	–	–	–	–	--	–	13	–	–	–	–	–
MW-66-230	12/07/21	N	–	–	–	–	–	--	–	–	–	10	–	–	–
MW-66-230	09/24/21	N	–	–	–	–	–	7,000	–	–	–	8.8	990	13,000	–
MW-66-230	05/05/21	N	–	–	–	–	–	6,600	–	–	–	11	1,000	12,000	–
MW-66-230	02/16/21	N	–	–	–	–	–	--	–	–	–	23 J	–	–	–
MW-66-230	12/03/20	N	–	–	31	–	<2.5	6,100	–	–	–	13	1,100	13,000	–
MW-66-230	04/29/20	N	–	–	–	–	–	--	–	–	–	23	–	–	–
MW-66-230	04/30/26	FD	–	–	–	–	–	--	–	18	–	–	–	–	–
MW-66-230	05/22/25	FD	–	–	–	–	–	--	–	23	–	–	–	–	–
MW-66-230	11/29/22	FD	–	–	–	–	–	--	–	17 J	–	–	–	–	–
MW-66-230	12/03/20	FD	–	–	32	–	<2.5	6,300	–	–	–	14	1,100	14,000	–
MW-66-230	04/29/20	FD	–	–	–	–	–	--	–	–	–	23	–	–	–
MW-66BR-270	05/26/26	N	–	–	–	–	–	--	–	–	–	–	–	–	--
MW-66BR-270	11/24/25	N	–	–	–	–	–	--	–	–	–	–	–	–	--
MW-66BR-270	05/27/25	N	–	–	–	–	–	--	–	–	–	–	–	–	--
MW-66BR-270	11/15/24	N	–	–	–	–	–	--	–	–	–	–	–	–	--
MW-66BR-270	05/23/24	N	–	–	–	–	–	--	–	–	–	–	–	–	--
MW-66BR-270	11/14/23	N	–	–	–	–	–	--	–	–	–	–	–	–	--
MW-66BR-270	05/18/23	N	–	–	–	–	–	--	–	–	–	–	–	–	--
MW-66BR-270	11/29/22	N	–	–	–	–	–	--	–	–	–	–	–	–	--
MW-66BR-270	06/06/22	N	–	–	–	–	–	--	–	–	–	–	–	–	--
MW-66BR-270	12/02/21	N	–	–	–	–	–	--	–	–	–	–	–	–	--
MW-66BR-270	10/08/21	N	–	–	–	–	–	5,600	–	–	–	<0.1	250	9,200	–
MW-66BR-270	05/05/21	N	–	–	–	–	–	6,200	–	–	–	<0.05	290	10,000	–
MW-66BR-270	02/16/21	N	–	–	–	–	–	--	–	–	–	<0.05	–	–	–
MW-66BR-270	12/16/20	N	–	–	6.4	–	<5	5,600	–	–	–	<0.05	250	12,000	–

Appendix B
January 2020 to June 2026 Analytical Results
Second Quarter 2026 Quarterly Progress Report
Pacific Gas and Electric Company, Topock Compressor Station, Needles, California

Monitoring Well ID	Sample Date	Sample Type	Dissolved Vanadium (µg/L)	Dissolved Zinc (µg/L)	Alkalinity (mg/L)	Ammonia (as Nitrogen) (mg/L)	Bromide (mg/L)	Chloride (mg/L)	Fluoride (mg/L)	Nitrate (as Nitrogen) (mg/L)	Nitrite (as Nitrogen) (mg/L)	Nitrate/ Nitrite as N (mg/L)	Sulfate (mg/L)	Total Dissolved Solids (mg/L)	Total Organic Carbon (mg/L)
MW-66BR-270	06/24/20	N	–	–	–	–	–	--	–	–	–	0.47	–	–	–
MW-66BR-270	12/16/20	FD	–	–	5.3	–	<5	5,600	–	–	–	<0.05	250	11,000	–
MW-67-185	05/27/26	N	–	–	–	–	–	--	–	33	–	–	–	–	–
MW-67-185	02/24/26	N	–	–	–	–	–	--	–	33	–	–	–	–	–
MW-67-185	12/17/25	N	–	–	–	–	–	--	–	35	–	–	–	–	–
MW-67-185	08/28/25	N	–	–	–	–	–	--	–	31	–	–	–	–	–
MW-67-185	05/21/25	N	–	–	–	–	–	--	–	33	–	–	–	–	–
MW-67-185	02/26/25	N	–	–	–	–	–	--	–	30	–	–	–	–	–
MW-67-185	11/21/24	N	–	–	–	–	–	--	–	28	–	–	–	–	–
MW-67-185	08/22/24	N	–	–	–	–	–	--	–	28	–	–	–	–	–
MW-67-185	05/23/24	N	–	–	–	–	–	--	–	32	–	–	–	–	–
MW-67-185	01/11/24	N	–	–	–	–	–	--	–	34	–	–	–	–	–
MW-67-185	12/14/23	N	–	–	–	–	–	--	–	32	–	–	–	–	–
MW-67-185	11/30/23	N	–	–	–	–	–	--	–	31	–	–	–	–	–
MW-67-185	10/13/23	N	–	–	–	–	–	--	–	28	–	–	–	–	–
MW-67-185	09/11/23	N	–	–	–	–	–	--	–	29	–	–	–	–	–
MW-67-185	08/18/23	N	–	–	–	–	–	--	–	27	–	–	–	–	–
MW-67-185	07/21/23	N	–	–	–	–	–	--	–	28	–	–	–	–	–
MW-67-185	06/14/23	N	–	–	–	–	–	--	–	32	–	–	–	–	–
MW-67-185	05/30/23	N	–	–	–	–	–	--	–	23	–	–	–	–	–
MW-67-185	04/05/23	N	–	–	–	–	–	--	–	24	–	–	–	–	–
MW-67-185	03/09/23	N	–	–	–	–	–	--	–	25	–	–	–	–	–
MW-67-185	02/17/23	N	–	–	–	–	–	--	–	29	–	–	–	–	–
MW-67-185	01/10/23	N	–	–	–	–	–	--	–	25	–	–	–	–	–
MW-67-185	12/07/22	N	–	–	–	–	–	--	–	25	–	–	–	–	–
MW-67-185	11/10/22	N	–	–	–	–	–	--	–	26	–	–	–	–	–
MW-67-185	10/13/22	N	–	–	–	–	–	--	–	25	–	–	–	–	–
MW-67-185	09/14/22	N	–	–	–	–	–	--	–	<20	–	–	–	–	–
MW-67-185	08/18/22	N	–	–	–	–	–	--	–	23	–	–	–	–	–
MW-67-185	07/13/22	N	–	–	–	–	–	--	–	<20	–	–	–	–	–
MW-67-185	06/22/22	N	–	–	–	–	–	--	–	10	–	–	–	–	–
MW-67-185	05/20/22	N	–	–	–	–	–	--	–	<10	–	–	–	–	–
MW-67-185	12/07/21	N	–	–	–	–	–	--	–	–	–	8.5	–	–	–
MW-67-185	09/23/21	N	–	–	–	–	–	910	–	–	–	0.12	360	2,100	–
MW-67-185	05/04/21	N	–	–	–	–	–	2,300	–	–	–	100	590	5,300	–
MW-67-185	02/16/21	N	–	–	–	–	–	--	–	–	–	78 J	–	–	–
MW-67-185	12/02/20	N	–	–	80	–	5.7	1,900	–	–	–	89	640	4,900	–
MW-67-185	10/06/20	N	–	–	–	–	–	--	–	–	–	–	–	–	--
MW-67-185	04/30/20	N	–	–	–	–	–	--	–	–	–	91	–	–	–
MW-67-185	05/23/24	FD	–	–	–	–	–	--	–	32	–	–	–	–	–
MW-67-185	01/11/24	FD	–	–	–	–	–	--	–	34	–	–	–	–	–
MW-67-185	08/18/23	FD	–	–	–	–	–	--	–	27	–	–	–	–	–
MW-67-185	05/30/23	FD	–	–	–	–	–	--	–	21	–	–	–	–	–
MW-67-185	02/17/23	FD	–	–	–	–	–	--	–	28	–	–	–	–	–
MW-67-185	06/22/22	FD	–	–	–	–	–	--	–	<10	–	–	–	–	–
MW-67-185	05/04/21	FD	–	–	–	–	–	2,300	–	–	–	95	580	6,100	–
MW-67-225	05/27/26	N	–	–	–	–	–	--	–	12	–	–	–	–	–
MW-67-225	12/17/25	N	–	–	–	–	–	--	–	12	–	–	–	–	–
MW-67-225	05/21/25	N	–	–	–	–	–	--	–	12	–	–	–	–	–
MW-67-225	11/20/24	N	–	–	–	–	–	--	–	12	–	–	–	–	–
MW-67-225	05/22/24	N	–	–	–	–	–	--	–	12	–	–	–	–	–

Appendix B
January 2020 to June 2026 Analytical Results
Second Quarter 2026 Quarterly Progress Report
Pacific Gas and Electric Company, Topock Compressor Station, Needles, California

Monitoring Well ID	Sample Date	Sample Type	Dissolved Vanadium (µg/L)	Dissolved Zinc (µg/L)	Alkalinity (mg/L)	Ammonia (as Nitrogen) (mg/L)	Bromide (mg/L)	Chloride (mg/L)	Fluoride (mg/L)	Nitrate (as Nitrogen) (mg/L)	Nitrite (as Nitrogen) (mg/L)	Nitrate/ Nitrite as N (mg/L)	Sulfate (mg/L)	Total Dissolved Solids (mg/L)	Total Organic Carbon (mg/L)
MW-67-225	11/30/23	N	–	–	–	–	–	--	–	13	–	–	–	–	–
MW-67-225	05/31/23	N	–	–	–	–	–	--	–	15	–	–	–	–	–
MW-67-225	11/30/22	N	–	–	–	–	–	--	–	15	–	–	–	–	–
MW-67-225	06/21/22	N	–	–	–	–	–	--	–	16	–	–	–	–	–
MW-67-225	12/07/21	N	–	–	–	–	–	--	–	–	–	15	–	–	–
MW-67-225	09/24/21	N	–	–	–	–	–	1,300	–	–	–	32	990	4,000	–
MW-67-225	05/04/21	N	–	–	–	–	–	1,500	–	–	–	26	1,100	4,700	–
MW-67-225	02/16/21	N	–	–	–	–	–	--	–	–	–	26 J	–	–	–
MW-67-225	12/02/20	N	–	–	160	–	<2.5	1,300	–	–	–	28	1,300	4,300	–
MW-67-225	04/30/20	N	–	–	–	–	–	--	–	–	–	27	–	–	–
MW-67-225	12/17/25	FD	–	–	–	–	–	--	–	12	–	–	–	–	–
MW-67-225	11/20/24	FD	–	–	–	–	–	--	–	12	–	–	–	–	–
MW-67-260	05/27/26	N	–	–	–	–	–	--	–	<0.5	–	–	–	–	–
MW-67-260	12/17/25	N	–	–	–	–	–	--	–	<0.5	–	–	–	–	–
MW-67-260	05/21/25	N	–	–	–	–	–	--	–	<0.5	–	–	–	–	–
MW-67-260	11/20/24	N	–	–	–	–	–	--	–	<0.5	–	–	–	–	–
MW-67-260	05/22/24	N	–	–	–	–	–	--	–	0.56	–	–	–	–	–
MW-67-260	11/30/23	N	–	–	–	–	–	--	–	<0.5	–	–	–	–	–
MW-67-260	05/31/23	N	–	–	–	–	–	--	–	<0.25	–	–	–	–	–
MW-67-260	11/30/22	N	–	–	–	–	–	--	–	0.27	–	–	–	–	–
MW-67-260	06/21/22	N	–	–	–	–	–	--	–	0.3	–	–	–	–	–
MW-67-260	12/07/21	N	–	–	–	–	–	--	–	–	–	0.66	–	–	–
MW-67-260	09/24/21	N	–	–	–	–	–	5,300	–	–	–	0.61	690	11,000	–
MW-67-260	05/04/21	N	–	–	–	–	–	5,500	–	–	–	0.65	720	11,000	–
MW-67-260	02/19/21	N	–	–	–	–	–	--	–	–	–	0.71	–	–	–
MW-67-260	12/02/20	N	–	–	2,100	–	<5	730	–	–	–	0.61	170	7,200	–
MW-67-260	04/30/20	N	–	–	–	–	–	--	–	–	–	0.62	–	–	–
MW-68-180	04/30/26	N	–	–	–	–	–	--	–	13	–	–	–	–	–
MW-68-180	01/29/26	N	–	–	–	–	–	--	–	24	–	–	–	–	–
MW-68-180	12/17/25	N	–	–	–	–	–	--	–	23	–	–	–	–	–
MW-68-180	08/28/25	N	–	–	–	–	–	--	–	17	–	–	–	–	–
MW-68-180	05/21/25	N	–	–	–	–	–	--	–	13	–	–	–	–	–
MW-68-180	02/26/25	N	–	–	–	–	–	--	–	28	–	–	–	–	–
MW-68-180	11/20/24	N	–	–	–	–	–	--	–	18	–	–	–	–	–
MW-68-180	08/22/24	N	–	–	–	–	–	--	–	12	–	–	–	–	–
MW-68-180	05/22/24	N	–	–	–	–	–	--	–	12	–	–	–	–	–
MW-68-180	01/11/24	N	–	–	–	–	–	--	–	–	–	–	–	–	--
MW-68-180	12/14/23	N	–	–	–	–	–	--	–	–	–	–	–	–	--
MW-68-180	11/30/23	N	–	–	–	–	–	--	–	29	–	–	–	–	–
MW-68-180	10/13/23	N	–	–	–	–	–	--	–	–	–	–	–	–	--
MW-68-180	09/11/23	N	–	–	–	–	–	--	–	–	–	–	–	–	--
MW-68-180	08/18/23	N	–	–	–	–	–	--	–	14	–	–	–	–	–
MW-68-180	07/21/23	N	–	–	–	–	–	--	–	–	–	–	–	–	--
MW-68-180	06/14/23	N	–	–	–	–	–	--	–	–	–	–	–	–	--
MW-68-180	05/30/23	N	–	–	–	–	–	--	–	9.4	–	–	–	–	–
MW-68-180	04/05/23	N	–	–	–	–	–	--	–	–	–	–	–	–	--
MW-68-180	03/09/23	N	–	–	–	–	–	--	–	–	–	–	–	–	--
MW-68-180	02/17/23	N	–	–	–	–	–	--	–	20	–	–	–	–	–
MW-68-180	01/10/23	N	–	–	–	–	–	--	–	–	–	–	–	–	--
MW-68-180	12/07/22	N	–	–	–	–	–	--	–	–	–	–	–	–	--
MW-68-180	11/10/22	N	–	–	–	–	–	--	–	25	–	–	–	–	–

Appendix B
January 2020 to June 2026 Analytical Results
Second Quarter 2026 Quarterly Progress Report
Pacific Gas and Electric Company, Topock Compressor Station, Needles, California

Monitoring Well ID	Sample Date	Sample Type	Dissolved Vanadium (µg/L)	Dissolved Zinc (µg/L)	Alkalinity (mg/L)	Ammonia (as Nitrogen) (mg/L)	Bromide (mg/L)	Chloride (mg/L)	Fluoride (mg/L)	Nitrate (as Nitrogen) (mg/L)	Nitrite (as Nitrogen) (mg/L)	Nitrate/ Nitrite as N (mg/L)	Sulfate (mg/L)	Total Dissolved Solids (mg/L)	Total Organic Carbon (mg/L)
MW-68-180	10/13/22	N	–	–	–	–	–	--	–	–	–	–	–	–	--
MW-68-180	09/14/22	N	–	–	–	–	–	--	–	–	–	–	–	–	--
MW-68-180	08/18/22	N	–	–	–	–	–	--	–	24	–	–	–	–	–
MW-68-180	07/13/22	N	–	–	–	–	–	--	–	–	–	–	–	–	--
MW-68-180	06/14/22	N	–	–	–	–	–	--	–	10	–	–	–	–	–
MW-68-180	05/20/22	N	–	–	–	–	–	--	–	–	–	–	–	–	--
MW-68-180	04/14/22	N	–	–	–	–	–	--	–	–	–	–	–	–	--
MW-68-180	03/09/22	N	–	–	–	–	–	--	–	25	–	–	–	–	–
MW-68-180	12/07/21	N	–	–	–	–	–	--	–	–	–	27	–	–	–
MW-68-180	11/02/21	N	–	–	–	–	–	--	–	–	–	–	–	–	--
MW-68-180	10/07/21	N	–	–	–	–	–	--	–	–	–	–	–	–	--
MW-68-180	09/23/21	N	–	–	–	–	–	1,100	–	–	–	34	1,400	4,300	–
MW-68-180	09/09/21	N	–	–	–	–	–	--	–	–	–	34	–	–	–
MW-68-180	08/16/21	N	–	–	–	–	–	--	–	–	–	–	–	–	--
MW-68-180	07/27/21	N	–	–	–	–	–	--	–	–	–	–	–	–	--
MW-68-180	06/28/21	N	–	–	–	–	–	--	–	–	–	–	–	–	--
MW-68-180	05/04/21	N	–	–	–	–	–	740	–	–	–	15	1,100	3,000	–
MW-68-180	02/19/21	N	–	–	–	–	–	--	–	–	–	23	–	–	–
MW-68-180	12/16/20	N	–	–	110	–	<10	840	–	–	–	24 J	1,700	4,200	–
MW-68-180	09/29/20	N	–	–	–	–	–	--	–	–	–	35	–	–	–
MW-68-180	04/30/20	N	–	–	–	–	–	--	–	–	–	36	–	–	–
MW-68-180	02/20/20	N	–	–	–	–	–	--	–	–	–	29	–	–	–
MW-68-180	04/30/26	FD	–	–	–	–	–	--	–	13	–	–	–	–	–
MW-68-180	05/21/25	FD	–	–	–	–	–	--	–	13	–	–	–	–	–
MW-68-180	06/14/22	FD	–	–	–	–	–	--	–	10	–	–	–	–	–
MW-68-180	12/16/20	FD	–	–	100	–	<10	850	–	–	–	10 J	1,700	4,300	–
MW-68-240	04/30/26	N	–	–	–	–	–	--	–	4.4	–	–	–	–	--
MW-68-240	12/17/25	N	–	–	–	–	–	--	–	4.4	–	–	–	–	--
MW-68-240	05/21/25	N	–	–	–	–	–	--	–	4.4	–	–	–	–	--
MW-68-240	11/20/24	N	–	–	–	–	–	--	–	4.4	–	–	–	–	--
MW-68-240	05/22/24	N	–	–	–	–	–	--	–	4.5	–	–	–	–	--
MW-68-240	12/01/23	N	–	–	–	–	–	--	–	4.3	–	–	–	–	–
MW-68-240	05/31/23	N	–	–	–	–	–	--	–	3.8	–	–	–	–	–
MW-68-240	11/30/22	N	–	–	–	–	–	--	–	3.7	–	–	–	–	–
MW-68-240	06/14/22	N	–	–	–	–	–	--	–	4.2	–	–	–	–	–
MW-68-240	12/07/21	N	–	–	–	–	–	--	–	–	–	5.1	–	–	–
MW-68-240	09/23/21	N	–	–	–	–	–	5,400	–	–	–	4.8	890	11,000	–
MW-68-240	05/04/21	N	–	–	–	–	–	5,400	–	–	–	4.2	880	11,000	–
MW-68-240	02/19/21	N	–	–	–	–	–	--	–	–	–	4.6	–	–	–
MW-68-240	12/16/20	N	–	–	62	–	<2.5	4,900	–	–	–	3.7	890	12,000	–
MW-68-240	04/30/20	N	–	–	–	–	–	--	–	–	–	4.1	–	–	–
MW-68-240	12/07/21	FD	–	–	–	–	–	--	–	–	–	5.1	–	–	–
MW-68-240	02/19/21	FD	–	–	–	–	–	--	–	–	–	4.4	–	–	–
MW-68-240	12/16/20	FD	–	–	64	–	<2.5	4,900	–	–	–	4	880	11,000	–
MW-68BR-280	05/27/26	N	–	–	–	–	–	--	–	–	–	–	–	–	--
MW-68BR-280	12/17/25	N	–	–	–	–	–	--	–	–	–	–	–	–	--
MW-68BR-280	05/21/25	N	–	–	–	–	–	--	–	–	–	–	–	–	--
MW-68BR-280	11/20/24	N	–	–	–	–	–	--	–	–	–	–	–	–	--
MW-68BR-280	05/22/24	N	–	–	–	–	–	--	–	–	–	–	–	–	--
MW-68BR-280	11/30/23	N	–	–	–	–	–	--	–	–	–	–	–	–	--
MW-68BR-280	05/31/23	N	–	–	–	–	–	--	–	–	–	–	–	–	--

Appendix B
January 2020 to June 2026 Analytical Results
Second Quarter 2026 Quarterly Progress Report
Pacific Gas and Electric Company, Topock Compressor Station, Needles, California

Monitoring Well ID	Sample Date	Sample Type	Dissolved Vanadium (µg/L)	Dissolved Zinc (µg/L)	Alkalinity (mg/L)	Ammonia (as Nitrogen) (mg/L)	Bromide (mg/L)	Chloride (mg/L)	Fluoride (mg/L)	Nitrate (as Nitrogen) (mg/L)	Nitrite (as Nitrogen) (mg/L)	Nitrate/ Nitrite as N (mg/L)	Sulfate (mg/L)	Total Dissolved Solids (mg/L)	Total Organic Carbon (mg/L)
MW-68BR-280	11/30/22	N	–	–	–	–	–	--	–	–	–	–	–	–	--
MW-68BR-280	06/14/22	N	–	–	–	–	–	--	–	–	–	–	–	–	--
MW-68BR-280	12/02/21	N	–	–	–	–	–	--	–	–	–	–	–	–	--
MW-68BR-280	09/23/21	N	–	–	–	–	–	7,200	–	–	–	<0.1	670	13,000	–
MW-68BR-280	05/04/21	N	–	–	–	–	–	7,300	–	–	–	<0.05	690	13,000	–
MW-68BR-280	02/19/21	N	–	–	–	–	–	--	–	–	–	<0.05	–	–	–
MW-68BR-280	12/16/20	N	–	–	15	–	<2.5	6,900	–	–	–	<0.1	680	13,000 J	–
MW-68BR-280	04/30/20	N	–	–	–	–	–	--	–	–	–	<0.05	–	–	–
MW-68BR-280	12/16/20	FD	–	–	15	–	<2.5	6,700	–	–	–	<0.05	680	12,000	–
MW-69-195	05/27/26	N	–	–	–	–	–	--	–	15	–	–	–	–	–
MW-69-195	02/24/26	N	–	–	–	–	–	--	–	16	–	–	–	–	–
MW-69-195	12/17/25	N	–	–	–	–	–	--	–	18	–	–	–	–	–
MW-69-195	08/28/25	N	–	–	–	–	–	--	–	17	–	–	–	–	–
MW-69-195	05/22/25	N	–	–	–	–	–	--	–	19	–	–	–	–	–
MW-69-195	02/26/25	N	–	–	–	–	–	--	–	14	–	–	–	–	–
MW-69-195	11/20/24	N	–	–	–	–	–	--	–	18	–	–	–	–	–
MW-69-195	08/22/24	N	–	–	–	–	–	--	–	14	–	–	–	–	–
MW-69-195	05/22/24	N	–	–	–	–	–	--	–	5	–	–	–	–	--
MW-69-195	02/19/24	N	–	–	–	–	–	--	–	4.6	–	–	–	–	--
MW-69-195	11/28/23	N	–	–	–	–	–	--	–	15	–	–	–	–	–
MW-69-195	08/17/23	N	–	–	–	–	–	--	–	17	–	–	–	–	–
MW-69-195	05/30/23	N	–	–	–	–	–	--	–	7.6	–	–	–	–	–
MW-69-195	02/17/23	N	–	–	–	–	–	--	–	13	–	–	–	–	–
MW-69-195	11/30/22	N	–	–	–	–	–	--	–	8.6	–	–	–	–	–
MW-69-195	08/25/22	N	–	–	–	–	–	--	–	8.4	–	–	–	–	–
MW-69-195	06/20/22	N	–	–	–	–	–	--	–	14	–	–	–	–	–
MW-69-195	03/09/22	N	–	–	–	–	–	--	–	18	–	–	–	–	–
MW-69-195	12/08/21	N	–	–	–	–	–	--	–	–	–	16	–	–	–
MW-69-195	08/26/21	N	–	–	–	–	–	--	–	–	–	17	–	–	–
MW-69-195	05/27/21	N	–	–	–	–	–	--	–	–	–	16	–	–	–
MW-69-195	02/15/21	N	–	–	–	–	–	--	–	–	–	4.7	–	–	–
MW-69-195	12/03/20	N	–	–	190	–	<2.5	410	–	–	–	5.5	430	1,500	–
MW-69-195	09/29/20	N	–	–	–	–	–	--	–	–	–	20	–	–	–
MW-69-195	05/01/20	N	–	–	–	–	–	--	–	–	–	11	–	–	–
MW-69-195	02/25/20	N	–	–	–	–	–	--	–	–	–	11	–	–	–
MW-69-195	02/24/26	FD	–	–	–	–	–	--	–	17	–	–	–	–	–
MW-69-195	08/28/25	FD	–	–	–	–	–	--	–	19	–	–	–	–	–
MW-69-195	06/20/22	FD	–	–	–	–	–	--	–	15	–	–	–	–	–
MW-69-195	05/27/21	FD	–	–	–	–	–	--	–	–	–	18	–	–	–
MW-69-195	02/15/21	FD	–	–	–	–	–	--	–	–	–	4.9	–	–	–
MW-69-195	05/01/20	FD	–	–	–	–	–	--	–	–	–	9.6	–	–	–
MW-70-105	04/28/26	N	–	–	–	–	–	--	–	6.4	–	–	–	–	--
MW-70-105	12/09/25	N	–	–	–	–	–	--	–	6.5	–	–	–	–	--
MW-70-105	05/15/25	N	–	–	–	–	–	--	–	5.9	–	–	–	–	--
MW-70-105	12/02/24	N	–	–	–	–	–	--	–	5.9	–	–	–	–	--
MW-70-105	05/22/24	N	–	–	–	–	–	--	–	5.6	–	–	–	–	--
MW-70-105	11/29/23	N	–	–	–	–	–	--	–	6.4	–	–	–	–	–
MW-70-105	05/26/23	N	–	–	–	–	–	--	–	5.3	–	–	–	–	–
MW-70-105	11/28/22	N	–	–	–	–	–	--	–	5.3 J	–	–	–	–	--
MW-70-105	06/21/22	N	–	–	–	–	–	--	–	3.7	–	–	–	–	–
MW-70-105	12/09/21	N	–	–	–	–	–	--	–	–	–	5.1	–	–	–

Appendix B
January 2020 to June 2026 Analytical Results
Second Quarter 2026 Quarterly Progress Report
Pacific Gas and Electric Company, Topock Compressor Station, Needles, California

Monitoring Well ID	Sample Date	Sample Type	Dissolved Vanadium (µg/L)	Dissolved Zinc (µg/L)	Alkalinity (mg/L)	Ammonia (as Nitrogen) (mg/L)	Bromide (mg/L)	Chloride (mg/L)	Fluoride (mg/L)	Nitrate (as Nitrogen) (mg/L)	Nitrite (as Nitrogen) (mg/L)	Nitrate/ Nitrite as N (mg/L)	Sulfate (mg/L)	Total Dissolved Solids (mg/L)	Total Organic Carbon (mg/L)
MW-70-105	05/17/21	N	–	–	–	–	–	--	–	–	–	3.3	–	–	–
MW-70-105	02/15/21	N	–	–	–	–	–	--	–	–	–	2.5	–	–	–
MW-70-105	11/30/20	N	–	–	98	–	<1	840	–	–	–	2.9	240	1,900	–
MW-70BR-225	04/29/26	N	–	–	–	–	–	--	–	3.1	–	–	–	–	--
MW-70BR-225	01/28/26	N	–	–	–	–	–	--	–	–	–	–	–	–	--
MW-70BR-225	12/16/25	N	–	–	36	–	<5	4,000	3.4	3.3	–	–	720	7,500	–
MW-70BR-225	08/26/25	N	–	–	–	–	–	--	–	–	–	–	–	–	--
MW-70BR-225	05/15/25	N	–	–	–	–	–	--	–	2.9	–	–	–	–	--
MW-70BR-225	02/25/25	N	–	–	–	–	–	--	–	–	–	–	–	–	--
MW-70BR-225	11/13/24	N	–	–	–	–	–	--	–	3	–	–	–	–	--
MW-70BR-225	08/13/24	N	–	–	–	–	–	--	–	–	–	–	–	–	--
MW-70BR-225	05/22/24	N	–	–	–	–	–	--	–	3.1	–	–	–	–	--
MW-70BR-225	02/20/24	N	–	–	–	–	–	--	–	–	–	–	–	–	--
MW-70BR-225	11/29/23	N	–	–	–	–	–	--	–	2.7	–	–	–	–	–
MW-70BR-225	05/26/23	N	–	–	–	–	–	--	–	4.3	–	–	–	–	–
MW-70BR-225	11/28/22	N	–	–	–	–	–	--	–	3.7	–	–	–	–	–
MW-70BR-225	06/21/22	N	–	–	–	–	–	--	–	3	–	–	–	–	–
MW-70BR-225	12/09/21	N	–	–	–	–	–	--	–	–	–	3.4	–	–	–
MW-70BR-225	05/17/21	N	–	–	–	–	–	--	–	–	–	3.2	–	–	–
MW-70BR-225	11/30/20	N	–	–	47	–	<5	3,900	–	–	–	3.2	720	8,300	–
MW-70BR-287	04/29/26	N	–	–	–	–	–	--	–	–	–	–	–	–	--
MW-70BR-287	12/16/25	N	–	–	–	–	–	--	–	–	–	–	–	–	--
MW-70BR-287	05/15/25	N	–	–	–	–	–	--	–	–	–	–	–	–	--
MW-70BR-287	11/13/24	N	–	–	–	–	–	--	–	–	–	–	–	–	--
MW-70BR-287	05/22/24	N	–	–	–	–	–	--	–	–	–	–	–	–	--
MW-70BR-287	11/29/23	N	–	–	–	–	–	--	–	–	–	–	–	–	--
MW-70BR-287	05/26/23	N	–	–	–	–	–	--	–	–	–	–	–	–	--
MW-70BR-287	11/28/22	N	–	–	–	–	–	--	–	–	–	–	–	–	--
MW-70BR-287	06/21/22	N	–	–	–	–	–	--	–	–	–	–	–	–	--
MW-70BR-287	12/09/21	N	–	–	–	–	–	--	–	–	–	–	–	–	--
MW-70BR-287	08/19/21	N	1.7	<10 J	34	0.28	<5	5,100	3.7	–	–	1.3	800	11,000	<1
MW-70BR-287	05/17/21	N	2.5	<10	71	<0.2	<5	5,200	4.5	–	–	0.99	800	11,000	<1
MW-70BR-287	02/15/21	N	1.6	<10 J	30	<0.22	<5	5,000	4.3	–	–	0.59 J	800	10,000	<1 J
MW-70BR-287	01/25/21	N	1.4	<10 J	28	0.22	<5	5,000	3.9	–	–	0.17	810	10,000	<1
MW-70BR-287	12/02/20	N	<1	<10	26	0.21	<5	5,100	4.4	–	–	1.5	840	9,500	<1
MW-70BR-287	11/18/20	N	2.2	<10	65	<0.2	<5	5,100	3.9	–	–	1.4	810	11,000	<1 J
MW-70BR-287	11/18/20	N	2.1	<10	52	<0.2	<5	5,200	3.9	–	–	1.4	820	11,000	<1 J
MW-70BR-287	11/18/20	N	1.4	<10	74	<0.2	<5	5,300	4.6	–	–	1.7	840	10,000	<1 J
MW-70BR-287	09/28/20	N	4	69	100	<0.2	<5	5,100	10	–	–	1.8	790	11,000	<1 J
MW-70BR-287	08/21/20	N	2.3	<10	43	<0.2	<2.5	5,100	4	–	–	2.1	810	12,000	<1
MW-70BR-287	08/21/20	N	3	<10	60	<0.2	<2.5	5,100	4.3	–	–	1.9	820	12,000	<1
MW-70BR-287	08/21/20	N	3.3	<10	50	<0.2	<2.5	5,100	4.6	–	–	2	810	12,000	<1
MW-70BR-287	07/24/20	N	–	–	–	–	–	--	–	–	–	–	–	–	--
MW-70BR-287	07/24/20	N	–	–	–	–	–	--	–	–	–	–	–	–	--
MW-70BR-287	07/24/20	N	–	–	–	–	–	--	–	–	–	–	–	–	--
MW-70BR-287	02/15/21	FD	1.8	<10 J	32	<0.22	<5	5,000	4.4	–	–	1.5 J	810	11,000	<1 J
MW-71-035	06/11/26	N	–	–	–	–	–	--	–	8.1	–	–	650	–	2.6
MW-71-035	05/12/26	N	–	–	–	–	–	--	–	7.4	–	–	690	–	1.9
MW-71-035	04/14/26	N	–	–	–	–	–	--	–	6.1	–	–	600	–	1.4
MW-71-035	03/10/26	N	–	–	–	–	–	--	–	4.8	–	–	660	–	1.5
MW-71-035	02/11/26	N	–	–	–	–	–	--	–	4.2	–	–	630	–	1.3

Appendix B
January 2020 to June 2026 Analytical Results
Second Quarter 2026 Quarterly Progress Report
Pacific Gas and Electric Company, Topock Compressor Station, Needles, California

Monitoring Well ID	Sample Date	Sample Type	Dissolved Vanadium (µg/L)	Dissolved Zinc (µg/L)	Alkalinity (mg/L)	Ammonia (as Nitrogen) (mg/L)	Bromide (mg/L)	Chloride (mg/L)	Fluoride (mg/L)	Nitrate (as Nitrogen) (mg/L)	Nitrite (as Nitrogen) (mg/L)	Nitrate/ Nitrite as N (mg/L)	Sulfate (mg/L)	Total Dissolved Solids (mg/L)	Total Organic Carbon (mg/L)
MW-71-035	01/14/26	N	–	–	–	–	–	--	–	4.8	–	–	620	–	2.2
MW-71-035	12/10/25	N	–	–	–	–	–	--	–	4	–	–	640	–	1.5
MW-71-035	11/12/25	N	–	–	–	–	–	--	–	7.9	–	–	680	–	2.6
MW-71-035	10/21/25	N	–	–	–	–	–	--	–	11	–	–	690	–	3
MW-71-035	09/11/25	N	–	–	–	–	–	--	–	13	–	–	710	–	3.8
MW-71-035	08/14/25	N	–	–	–	–	–	--	–	12	–	–	710	–	3.6
MW-71-035	07/17/25	N	–	–	–	–	–	--	–	11	–	–	800	–	3.6
MW-71-035	06/11/25	N	–	–	–	–	–	--	–	8.7	–	–	730	–	1.6
MW-71-035	05/07/25	N	–	–	–	–	–	--	–	7	–	–	700	–	1.4
MW-71-035	04/10/25	N	–	–	–	–	–	--	–	9	–	–	740	–	2.5
MW-71-035	03/13/25	N	–	–	–	–	–	--	–	6.7	–	–	680	–	2.4
MW-71-035	02/13/25	N	–	–	–	–	–	--	–	4.9	–	–	770	–	2.4
MW-71-035	01/15/25	N	–	–	–	–	–	--	–	7.5	–	–	830	–	6.7
MW-71-035	12/10/24	N	–	–	–	–	–	--	–	5.5	–	–	830	–	1.7
MW-71-035	11/11/24	N	–	–	–	–	–	--	–	6.9	–	–	1,100	–	5.9
MW-71-035	10/10/24	N	–	–	–	–	–	--	–	7.8	–	–	1,100	–	6
MW-71-035	09/12/24	N	–	–	–	–	–	--	–	8.5	–	–	1,300	–	6.9
MW-71-035	08/08/24	N	–	–	–	–	–	--	–	6.5	–	–	1,200	–	5.2
MW-71-035	07/18/24	N	–	–	–	–	–	--	–	5.1	–	–	910	–	1.9
MW-71-035	06/13/24	N	–	–	–	–	–	--	–	2.9	–	–	690	–	0.992 J
MW-71-035	05/10/24	N	–	–	–	–	–	--	–	3.5	–	–	630	–	2
MW-71-035	04/11/24	N	–	–	–	–	–	--	–	2.4	–	–	620	–	3.2
MW-71-035	03/14/24	N	–	–	–	–	–	--	–	2.7	–	–	590	–	2.3
MW-71-035	02/08/24	N	–	–	–	–	–	--	–	1.6	–	–	630	–	2.6
MW-71-035	01/11/24	N	–	–	–	–	–	--	–	1.3	–	–	610	–	3.2
MW-71-035	12/13/23	N	–	–	–	–	–	--	–	0.97	–	–	660	–	3.2
MW-71-035	11/07/23	N	–	–	–	–	–	--	–	1.5	–	–	670	–	3
MW-71-035	10/10/23	N	–	–	–	–	–	--	–	0.9	–	–	680	–	1.8
MW-71-035	09/14/23	N	–	–	–	–	–	--	–	1.4	–	–	620	–	2.2
MW-71-035	08/09/23	N	–	–	–	–	–	--	–	1.2	–	–	700	–	2.3
MW-71-035	07/20/23	N	–	–	–	–	–	--	–	1.5	–	–	680	–	3.3
MW-71-035	06/14/23	N	–	–	–	–	–	--	–	1.3	–	–	780 J	–	2
MW-71-035	05/10/23	N	–	–	–	–	–	--	–	1.7	–	2.4	570	–	3.2 J
MW-71-035	04/05/23	N	–	–	–	–	–	--	–	2.6 J	–	2.6	1,000	–	3.6
MW-71-035	03/09/23	N	–	–	–	–	–	--	–	1.3	–	0.45	960	–	3
MW-71-035	02/15/23	N	–	–	–	<0.2	–	--	–	0.64	<10	0.96	1,000	–	3.6
MW-71-035	01/11/23	N	–	–	–	–	–	--	–	0.79	–	0.54	1,000	–	<1
MW-71-035	12/07/22	N	–	–	–	–	–	--	–	0.6	–	0.53	1,000	–	<1
MW-71-035	11/10/22	N	–	–	–	<0.43 J	–	--	–	<0.5	<5	0.42	1,100	–	<1
MW-71-035	10/12/22	N	–	–	–	–	–	--	–	0.5	–	–	1,200	–	<1
MW-71-035	09/15/22	N	–	–	–	–	–	--	–	0.8	–	–	1,500	–	<1
MW-71-035	08/12/22	N	–	–	–	<0.23	–	--	–	<0.5	<5	<0.1	1,300	–	<1
MW-71-035	07/13/22	N	–	–	–	–	–	--	–	<0.5	–	–	1,300	–	<1
MW-71-035	06/15/22	N	–	–	–	<0.2	–	--	–	<0.5	<5	<0.1	1,200	–	<1
MW-71-035	05/18/22	N	–	–	–	–	–	--	–	<0.5	–	–	1,100	–	<1
MW-71-035	04/12/22	N	–	–	–	–	–	--	–	<0.5	–	–	1,200	–	<1
MW-71-035	03/14/22	N	–	–	–	<0.23	–	--	–	<0.5	–	–	1,200	–	<1
MW-71-035	02/02/22	N	–	–	–	–	–	--	–	<0.5	–	–	1,100	–	<1
MW-71-035	12/16/21	N	–	–	–	<0.2	–	--	–	–	<5	<0.1	1,200	–	<1
MW-71-035	05/26/21	N	–	–	–	–	–	--	–	–	–	<0.05	–	–	–
MW-71-035	12/15/20	N	–	–	190	–	<5	5,300	–	–	–	0.092	1,200	12,000	–

Appendix B
January 2020 to June 2026 Analytical Results
Second Quarter 2026 Quarterly Progress Report
Pacific Gas and Electric Company, Topock Compressor Station, Needles, California

Monitoring Well ID	Sample Date	Sample Type	Dissolved Vanadium (µg/L)	Dissolved Zinc (µg/L)	Alkalinity (mg/L)	Ammonia (as Nitrogen) (mg/L)	Bromide (mg/L)	Chloride (mg/L)	Fluoride (mg/L)	Nitrate (as Nitrogen) (mg/L)	Nitrite (as Nitrogen) (mg/L)	Nitrate/ Nitrite as N (mg/L)	Sulfate (mg/L)	Total Dissolved Solids (mg/L)	Total Organic Carbon (mg/L)
MW-71-035	05/01/20	N	–	–	–	–	–	--	–	–	–	0.19	–	–	–
MW-71-035	11/12/25	FD	–	–	–	–	–	--	–	7.3	–	–	660	–	2.7
MW-71-035	10/21/25	FD	–	–	–	–	–	--	–	10	–	–	680	–	3.1
MW-71-035	02/13/25	FD	–	–	–	–	–	--	–	4.1	–	–	780	–	3.3
MW-71-035	11/11/24	FD	–	–	–	–	–	--	–	7.3	–	–	1,100	–	5.2
MW-71-035	07/18/24	FD	–	–	–	–	–	--	–	5.5	–	–	950	–	2.2
MW-71-035	02/08/24	FD	–	–	–	–	–	--	–	1.7	–	–	620	–	2.8
MW-71-035	01/11/24	FD	–	–	–	–	–	--	–	1.3	–	–	610	–	4
MW-71-035	08/09/23	FD	–	–	–	–	–	--	–	1.3	–	–	650	–	2.4
MW-71-035	05/10/23	FD	–	–	–	–	–	--	–	1.9	–	2.4	730	–	3.1 J
MW-71-035	04/05/23	FD	–	–	–	–	–	--	–	3.8 J	–	2.6	880	–	4.5
MW-71-035	03/09/23	FD	–	–	–	–	–	--	–	1.9	–	2	940	–	3
MW-71-035	02/15/23	FD	–	–	–	<0.2	–	--	–	1.2	<5	1.1	950	–	<1
MW-71-035	01/11/23	FD	–	–	–	–	–	--	–	0.86	–	0.55	1,000	–	4.1
MW-71-035	12/07/22	FD	–	–	–	–	–	--	–	0.54	–	0.53	1,000	–	5.4
MW-71-035	11/10/22	FD	–	–	–	<0.43 J	–	--	–	0.61	<5	0.43	1,100	–	<1
MW-71-035	06/15/22	FD	–	–	–	<0.2	–	--	–	<0.5	<5	<0.1	1,300	–	<1
MW-71-035	04/12/22	FD	–	–	–	–	–	--	–	<0.5	–	–	1,200	–	<1
MW-72-080	05/28/26	N	–	–	–	–	–	--	–	–	–	–	–	–	--
MW-72-080	11/25/25	N	–	–	42	–	<2.5	5,600	5.1	1	–	–	730	10,000	–
MW-72-080	08/28/25	N	–	–	–	–	–	--	–	–	–	–	–	–	--
MW-72-080	05/29/25	N	–	–	–	–	–	--	–	–	–	–	–	–	--
MW-72-080	02/26/25	N	–	–	–	–	–	--	–	–	–	–	–	–	--
MW-72-080	11/01/24	N	–	–	–	–	–	--	–	0.75	–	–	–	–	–
MW-72-080	08/21/24	N	–	–	–	–	–	--	–	–	–	–	–	–	--
MW-72-080	04/11/24	N	–	–	–	–	–	--	–	–	–	–	–	–	--
MW-72-080	02/20/24	N	–	–	–	–	–	--	–	–	–	–	–	–	--
MW-72-080	11/29/23	N	–	–	–	–	–	--	–	0.91	–	–	–	–	–
MW-72-080	05/24/23	N	–	–	–	–	–	--	–	–	–	–	–	–	--
MW-72-080	11/29/22	N	–	–	–	–	–	--	–	1.3 J	–	–	–	–	--
MW-72-080	06/17/22	N	–	–	–	–	–	--	–	–	–	–	–	–	--
MW-72-080	12/09/21	N	–	–	–	–	–	--	–	–	–	1.2	–	–	–
MW-72-080	08/27/21	N	–	–	–	–	–	--	–	–	–	1.2	–	–	–
MW-72-080	05/27/21	N	–	–	–	–	–	--	–	–	–	0.85	–	–	–
MW-72-080	02/18/21	N	–	–	–	–	–	--	–	–	–	1	–	–	–
MW-72-080	12/03/20	N	–	–	46	–	<2.5	5,000	–	–	–	1.3	690	10,000	–
MW-72-080	09/29/20	N	–	–	–	–	–	--	–	–	–	0.59	–	–	–
MW-72-080	04/28/20	N	–	–	–	–	–	--	–	–	–	1	–	–	–
MW-72-080	02/20/20	N	–	–	–	–	–	--	–	–	–	0.63	–	–	–
MW-72BR-200	05/28/26	N	–	–	–	–	–	--	–	–	–	–	–	–	--
MW-72BR-200	11/25/25	N	–	–	21	–	<2.5	5,700	5.7	<0.25	–	–	720	8,600	–
MW-72BR-200	05/29/25	N	–	–	–	–	–	--	–	–	–	–	–	–	--
MW-72BR-200	11/01/24	N	–	–	–	–	–	--	–	–	–	–	–	–	--
MW-72BR-200	04/11/24	N	–	–	–	–	–	--	–	–	–	–	–	–	--
MW-72BR-200	11/29/23	N	–	–	–	–	–	--	–	–	–	–	–	–	--
MW-72BR-200	05/24/23	N	–	–	–	–	–	--	–	–	–	–	–	–	--
MW-72BR-200	11/29/22	N	–	–	–	–	–	--	–	–	–	–	–	–	--
MW-72BR-200	06/17/22	N	–	–	–	–	–	--	–	–	–	–	–	–	--
MW-72BR-200	12/09/21	N	–	–	–	–	–	--	–	–	–	–	–	–	--
MW-72BR-200	08/27/21	N	–	–	–	–	–	--	–	–	–	<0.1	–	–	–
MW-72BR-200	05/27/21	N	–	–	–	–	–	--	–	–	–	<0.05	–	–	–

Appendix B
January 2020 to June 2026 Analytical Results
Second Quarter 2026 Quarterly Progress Report
Pacific Gas and Electric Company, Topock Compressor Station, Needles, California

Monitoring Well ID	Sample Date	Sample Type	Dissolved Vanadium (µg/L)	Dissolved Zinc (µg/L)	Alkalinity (mg/L)	Ammonia (as Nitrogen) (mg/L)	Bromide (mg/L)	Chloride (mg/L)	Fluoride (mg/L)	Nitrate (as Nitrogen) (mg/L)	Nitrite (as Nitrogen) (mg/L)	Nitrate/ Nitrite as N (mg/L)	Sulfate (mg/L)	Total Dissolved Solids (mg/L)	Total Organic Carbon (mg/L)
MW-72BR-200	02/18/21	N	–	–	–	–	–	--	–	–	–	<0.05	–	–	–
MW-72BR-200	12/03/20	N	–	–	25	–	<2.5	5,000	–	–	–	<0.1	700	9,400	–
MW-72BR-200	09/29/20	N	–	–	–	–	–	--	–	–	–	<0.05	–	–	–
MW-72BR-200	04/28/20	N	–	–	–	–	–	--	–	–	–	<0.05	–	–	–
MW-72BR-200	02/20/20	N	–	–	–	–	–	--	–	–	–	<0.05	–	–	–
MW-72BR-200	05/28/26	FD	–	–	–	–	–	--	–	–	–	–	–	–	--
MW-72BR-200	05/29/25	FD	–	–	–	–	–	--	–	–	–	–	–	–	--
MW-72BR-200	05/27/21	FD	–	–	–	–	–	--	–	–	–	<0.05	–	–	–
MW-73-080	05/28/26	N	–	–	–	–	–	--	–	–	–	–	–	–	--
MW-73-080	11/25/25	N	–	–	–	–	–	--	–	0.98	–	–	–	–	–
MW-73-080	05/29/25	N	–	–	–	–	–	--	–	–	–	–	–	–	--
MW-73-080	11/01/24	N	–	–	–	–	–	--	–	2.1	–	–	–	–	--
MW-73-080	04/11/24	N	–	–	–	–	–	--	–	–	–	–	–	–	--
MW-73-080	11/29/23	N	–	–	–	–	–	--	–	1.7	–	–	–	–	–
MW-73-080	05/24/23	N	–	–	–	–	–	--	–	–	–	–	–	–	--
MW-73-080	11/29/22	N	–	–	–	–	–	--	–	1.4 J	–	–	–	–	--
MW-73-080	06/17/22	N	–	–	–	–	–	--	–	–	–	–	–	–	--
MW-73-080	12/09/21	N	–	–	–	–	–	--	–	–	–	3.5	–	–	–
MW-73-080	08/27/21	N	–	–	–	–	–	--	–	–	–	3.5	–	–	–
MW-73-080	05/27/21	N	–	–	–	–	–	--	–	–	–	3	–	–	–
MW-73-080	02/18/21	N	–	–	–	–	–	--	–	–	–	3.4	–	–	–
MW-73-080	12/03/20	N	–	–	100	–	<2.5	2,900	–	–	–	3.2	400	5,800	–
MW-73-080	09/30/20	N	–	–	–	–	–	--	–	–	–	4.5	–	–	–
MW-73-080	04/28/20	N	–	–	–	–	–	--	–	–	–	3.9	–	–	–
MW-73-080	02/20/20	N	–	–	–	–	–	--	–	–	–	2.9	–	–	–
MW-73-080	05/27/21	FD	–	–	–	–	–	--	–	–	–	3.5	–	–	–
MW-74-240	05/27/26	N	–	–	–	–	–	--	–	–	–	–	–	–	--
MW-74-240	11/24/25	N	–	–	–	–	–	--	–	<0.05	–	–	–	–	–
MW-74-240	05/22/25	N	–	–	–	–	–	--	–	–	–	–	–	–	--
MW-74-240	11/20/24	N	–	–	–	–	–	--	–	<0.5	–	–	–	–	–
MW-74-240	05/22/24	N	–	–	–	–	–	--	–	–	–	–	–	–	--
MW-74-240	12/14/23	N	–	–	–	–	–	--	–	0.56	–	–	–	–	–
MW-74-240	05/30/23	N	–	–	–	–	–	--	–	–	–	–	–	–	--
MW-74-240	11/30/22	N	–	–	–	–	–	--	–	<0.5	–	–	–	–	–
MW-74-240	06/20/22	N	–	–	–	–	–	--	–	–	–	–	–	–	--
MW-74-240	12/08/21	N	–	–	–	–	–	--	–	–	–	0.27	–	–	–
MW-74-240	06/07/21	N	–	–	–	–	–	--	–	–	–	0.064	–	–	–
MW-74-240	12/03/20	N	–	–	200	–	<1	88	–	–	–	<0.1	61	480	–
MW-74-240	04/30/20	N	–	–	–	–	–	--	–	–	–	<0.05	–	–	–
MW-74-240	06/07/21	FD	–	–	–	–	–	--	–	–	–	0.085	–	–	–
MW-75-033	06/15/26	N	–	–	–	–	–	--	–	–	–	–	–	–	--
MW-75-033	02/16/26	N	–	–	–	–	–	--	–	–	–	–	–	–	--
MW-75-033	11/17/25	N	–	–	–	–	–	--	–	–	–	–	–	–	--
MW-75-033	08/18/25	N	–	–	–	–	–	--	–	–	–	–	–	–	--
MW-75-033	05/08/25	N	–	–	–	–	–	--	–	–	–	–	–	–	--
MW-75-033	02/17/25	N	–	–	–	–	–	--	–	–	–	–	–	–	--
MW-75-033	11/26/24	N	–	–	–	–	–	--	–	–	–	–	–	–	--
MW-75-033	08/12/24	N	–	–	–	–	–	--	–	–	–	–	–	–	--
MW-75-033	05/20/24	N	–	–	–	–	–	--	–	–	–	–	–	–	--
MW-75-033	02/12/24	N	–	–	–	–	–	--	–	–	–	–	–	–	--
MW-75-033	11/13/23	N	–	–	–	–	–	--	–	–	–	–	–	–	--

Appendix B
January 2020 to June 2026 Analytical Results
Second Quarter 2026 Quarterly Progress Report
Pacific Gas and Electric Company, Topock Compressor Station, Needles, California

Monitoring Well ID	Sample Date	Sample Type	Dissolved Vanadium (µg/L)	Dissolved Zinc (µg/L)	Alkalinity (mg/L)	Ammonia (as Nitrogen) (mg/L)	Bromide (mg/L)	Chloride (mg/L)	Fluoride (mg/L)	Nitrate (as Nitrogen) (mg/L)	Nitrite (as Nitrogen) (mg/L)	Nitrate/ Nitrite as N (mg/L)	Sulfate (mg/L)	Total Dissolved Solids (mg/L)	Total Organic Carbon (mg/L)
MW-75-033	08/14/23	N	–	–	–	–	–	--	–	–	–	–	–	–	--
MW-75-033	05/15/23	N	–	–	–	–	–	--	–	–	–	–	–	–	--
MW-75-033	02/13/23	N	–	–	–	–	–	--	–	–	–	–	–	–	--
MW-75-033	11/11/22	N	–	–	–	–	–	--	–	–	–	–	–	–	--
MW-75-033	08/24/22	N	–	–	–	–	–	--	–	–	–	–	–	–	--
MW-75-033	06/07/22	N	–	–	–	–	–	--	–	–	–	–	–	–	--
MW-75-033	03/02/22	N	–	–	–	–	–	--	–	–	–	–	–	–	--
MW-75-033	11/29/21	N	–	–	–	–	–	--	–	–	–	–	–	–	--
MW-75-033	08/17/21	N	2.8	<10	83	<0.2	<2.5	1,300	2.5	–	–	2.2	240	3,000	<1
MW-75-033	05/17/21	N	3.1	<10	81	<0.2	<2.5	1,400	2.7	–	–	2.2	250	3,000	<1
MW-75-033	02/16/21	N	3.7	<10 J	93	<0.2	<2.5	1,000	3.1	–	–	2	220	2,100	<10
MW-75-033	12/01/20	N	3.1	<10	91	<0.2	<2.5	1,100	3.1	–	–	2.5	230	2,300	<1
MW-75-033	10/19/20	N	24	53	78	<0.2	<2.5	1,100	2.2	–	–	2.1	220	2,600	<1 J
MW-75-033	09/28/20	N	3.3	<10	83	<0.2	<2.5	1,400	2.8	–	–	2.1	250	3,100	<1 J
MW-75-033	08/17/20	N	3.2	<10 J	82	<0.2	<2.5	1,300	2.7	–	–	1.1	250	2,900	<1 J
MW-75-033	07/21/20	N	2.9	<10	81	<0.2	<2.5	1,400	2.6	–	–	2.1 J	260	3,100	<1
MW-75-033	06/15/20	N	2.9	R	88	<0.2	<2.5	1,500	2.3	–	–	1.7 J	260	3,300	<1
MW-75-033	05/18/20	N	2.8	<10	100	<0.2	<2.5	1,400	2.4	–	–	2.9	300	3,100	<1 J
MW-75-033	04/20/20	N	2.8	<10 J	100	<0.1	<2.5	1,300	2.4	–	–	2.4	290	3,200	<1
MW-75-033	03/16/20	N	3.3	<10	100	0.12	<2.5	900	3.1	–	–	2.4 J	210	2,000	<1 J
MW-75-033	02/17/20	N	3.6	<10 J	100	0.09 J	<2.5	850	3.4	–	–	2.4	210	1,900	<10
MW-75-033	01/30/20	N	4.5	<10	100	0.14	<2.5	920	3.3	–	–	2	220	1,900	<1
MW-75-033	03/02/22	FD	–	–	–	–	–	--	–	–	–	–	–	–	--
MW-75-033	12/01/20	FD	3.2	<10	91	<0.2	<2.5	1,100	3.1	–	–	2.7	230	2,300	<1
MW-75-033	05/18/20	FD	2.8	<10	99	<0.2	<2.5	1,300	2.5	–	–	2.9	290	3,100	<1 J
MW-75-117	06/15/26	N	–	–	–	–	–	--	–	–	–	–	–	–	--
MW-75-117	02/16/26	N	–	–	–	–	–	--	–	–	–	–	–	–	--
MW-75-117	11/17/25	N	–	–	–	–	–	--	–	–	–	–	–	–	--
MW-75-117	08/18/25	N	–	–	–	–	–	--	–	–	–	–	–	–	--
MW-75-117	05/08/25	N	–	–	–	–	–	--	–	–	–	–	–	–	--
MW-75-117	02/17/25	N	–	–	–	–	–	--	–	–	–	–	–	–	--
MW-75-117	11/26/24	N	–	–	–	–	–	--	–	–	–	–	–	–	--
MW-75-117	08/12/24	N	–	–	–	–	–	--	–	–	–	–	–	–	--
MW-75-117	05/20/24	N	–	–	–	–	–	--	–	–	–	–	–	–	--
MW-75-117	02/12/24	N	–	–	–	–	–	--	–	–	–	–	–	–	--
MW-75-117	11/13/23	N	–	–	–	–	–	--	–	–	–	–	–	–	--
MW-75-117	08/14/23	N	–	–	–	–	–	--	–	–	–	–	–	–	--
MW-75-117	05/15/23	N	–	–	–	–	–	--	–	–	–	–	–	–	--
MW-75-117	02/13/23	N	–	–	–	–	–	--	–	–	–	–	–	–	--
MW-75-117	11/11/22	N	–	–	–	–	–	--	–	–	–	–	–	–	--
MW-75-117	08/24/22	N	–	–	–	–	–	--	–	–	–	–	–	–	--
MW-75-117	06/07/22	N	–	–	–	–	–	--	–	–	–	–	–	–	--
MW-75-117	03/02/22	N	–	–	–	–	–	--	–	–	–	–	–	–	--
MW-75-117	11/29/21	N	–	–	–	–	–	--	–	–	–	–	–	–	--
MW-75-117	08/17/21	N	1.8	<10	73	<0.2	<5	3,700	3.1	–	–	2.3	540	7,500	<1
MW-75-117	05/17/21	N	1.9	<10	74	<0.2	<5	3,200	3.6	–	–	2.6	530	7,000	<1
MW-75-117	02/16/21	N	1.6	<10 J	73	<0.22	<5	3,800	3.6	–	–	1.8	570	7,600	<1
MW-75-117	12/01/20	N	1.1	<10	75	<0.2	<5	3,800	3.5	–	–	2.5	610	8,400	<1
MW-75-117	10/20/20	N	1.4	<10	72	<0.2	<5	3,800 J	3.3	–	–	2.2	550	7,800	<1
MW-75-117	09/28/20	N	1.5	<10	72	<0.2	<5	3,700	3.8	–	–	2.8	530	7,800	<1 J
MW-75-117	08/17/20	N	1.6	<10 J	70	<0.2	<5	3,600	3.4	–	–	2.4	520	7,800	<10 J

Appendix B
January 2020 to June 2026 Analytical Results
Second Quarter 2026 Quarterly Progress Report
Pacific Gas and Electric Company, Topock Compressor Station, Needles, California

Monitoring Well ID	Sample Date	Sample Type	Dissolved Vanadium (µg/L)	Dissolved Zinc (µg/L)	Alkalinity (mg/L)	Ammonia (as Nitrogen) (mg/L)	Bromide (mg/L)	Chloride (mg/L)	Fluoride (mg/L)	Nitrate (as Nitrogen) (mg/L)	Nitrite (as Nitrogen) (mg/L)	Nitrate/ Nitrite as N (mg/L)	Sulfate (mg/L)	Total Dissolved Solids (mg/L)	Total Organic Carbon (mg/L)
MW-75-117	07/20/20	N	1.4	<10 J	70	<0.2	<5	3,400	3.2	–	–	2.5	540	7,400	<1 J
MW-75-117	06/15/20	N	1.6	R	73	–	<5	3,300	3.5	–	–	2.5 J	550	7,300	<20
MW-75-117	05/18/20	N	1.6	<10	72	<0.2	<5	3,400	3.5	–	–	2.6	580	7,200	<1 J
MW-75-117	04/20/20	N	1.4	<10 J	75	<0.1	<5	3,500	3.1	–	–	2.3	580	7,500	<1
MW-75-117	03/16/20	N	1.1	<10	74	0.11	<5	3,700	3.3	–	–	1.8 J	570	8,200	<1 J
MW-75-117	02/17/20	N	1.7	<10 J	76	0.11	<5	4,000	3.3	–	–	2.2	610	8,400	<1
MW-75-117	01/30/20	N	1.1	<50	73	0.09 J	<5	4,200	3.2	–	–	2.1	640	8,500	<1
MW-75-117	03/16/20	FD	1.2	<10	75	<0.1	<5	3,800	3.4	–	–	1.8 J	580	8,300	<1 J
MW-75-202	06/15/26	N	–	–	–	–	–	--	–	–	–	–	–	–	--
MW-75-202	02/16/26	N	–	–	–	–	–	--	–	–	–	–	–	–	--
MW-75-202	11/17/25	N	–	–	–	–	–	--	–	–	–	–	–	–	--
MW-75-202	08/18/25	N	–	–	–	–	–	--	–	–	–	–	–	–	--
MW-75-202	05/08/25	N	–	–	–	–	–	--	–	–	–	–	–	–	--
MW-75-202	02/17/25	N	–	–	–	–	–	--	–	–	–	–	–	–	--
MW-75-202	11/26/24	N	–	–	–	–	–	--	–	–	–	–	–	–	--
MW-75-202	08/12/24	N	–	–	–	–	–	--	–	–	–	–	–	–	--
MW-75-202	05/20/24	N	–	–	–	–	–	--	–	–	–	–	–	–	--
MW-75-202	02/12/24	N	–	–	–	–	–	--	–	–	–	–	–	–	--
MW-75-202	11/13/23	N	–	–	–	–	–	--	–	–	–	–	–	–	--
MW-75-202	08/14/23	N	–	–	–	–	–	--	–	–	–	–	–	–	--
MW-75-202	05/15/23	N	–	–	–	–	–	--	–	–	–	–	–	–	--
MW-75-202	02/13/23	N	–	–	–	–	–	--	–	–	–	–	–	–	--
MW-75-202	11/11/22	N	–	–	–	–	–	--	–	–	–	–	–	–	--
MW-75-202	08/25/22	N	–	–	–	–	–	--	–	–	–	–	–	–	--
MW-75-202	06/07/22	N	–	–	–	–	–	--	–	–	–	–	–	–	--
MW-75-202	03/02/22	N	–	–	–	–	–	--	–	–	–	–	–	–	--
MW-75-202	11/29/21	N	–	–	–	–	–	--	–	–	–	–	–	–	--
MW-75-202	08/17/21	N	1.4	<10	65	<0.2	<5	5,600	3.1	–	–	0.9	1,000	13,000	<1
MW-75-202	05/17/21	N	<1	<10	62	<0.2	<5	5,500	3.6	–	–	0.81	1,100	12,000	<1
MW-75-202	02/16/21	N	1.2	<10 J	51	<0.22	<5	5,700	3.7	–	–	0.64	1,100	12,000	<1
MW-75-202	12/01/20	N	<1	<10	62	<0.2	<5	5,600	3.5	–	–	1.1	1,100	12,000	<1
MW-75-202	10/19/20	N	<1	<10	56	<0.2	<5	5,700	3.7	–	–	0.98	1,100	13,000	<1 J
MW-75-202	09/28/20	N	<1	<10	58	0.2	<5	5,600	4	–	–	1.1	1,100	12,000	<1 J
MW-75-202	08/17/20	N	<1	<10 J	58	0.29	<5	6,000	3.2	–	–	0.56	1,100	12,000	<1 J
MW-75-202	07/20/20	N	<1	<10 J	57	<0.2	<5	5,600	2.9	–	–	0.72	1,100	12,000	<20 J
MW-75-202	06/16/20	N	<1	R	67	–	<5	5,400	3.6	–	–	0.14	960	11,000	<50
MW-75-202	05/18/20	N	<1	<10	61	0.24	<5	5,800	2.8	–	–	0.25	1,100	12,000	<1 J
MW-75-202	04/21/20	N	<1	17 J	61	0.06 J	<5	5,800	2.9	–	–	<0.05	1,200	13,000	<1
MW-75-202	03/17/20	N	<1	<10	57	0.07 J	<5	5,700	2.9	–	–	0.44 J	1,100	13,000	<1 J
MW-75-202	02/17/20	N	<1	<10 J	52	0.09 J	<5	5,500	3.7	–	–	0.62	1,100	12,000	<1
MW-75-202	01/30/20	N	<5	<50	50	0.15	<5	5,800	3.2	–	–	0.82	1,200	12,000	<1
MW-75-202	11/17/25	FD	–	–	–	–	–	--	–	–	–	–	–	–	--
MW-75-202	11/26/24	FD	–	–	–	–	–	--	–	–	–	–	–	–	--
MW-75-202	08/25/22	FD	–	–	–	–	–	--	–	–	–	–	–	–	--
MW-75-202	11/29/21	FD	–	–	–	–	–	--	–	–	–	–	–	–	--
MW-75-202	08/17/21	FD	1.2	<10	65	<0.2	<5	5,600	3.5	–	–	0.89	1,100	12,000	<1
MW-75-267	06/15/26	N	–	–	–	–	–	--	–	–	–	–	–	–	--
MW-75-267	02/16/26	N	–	–	–	–	–	--	–	–	–	–	–	–	--
MW-75-267	11/17/25	N	–	–	–	–	–	--	–	–	–	–	–	–	--
MW-75-267	08/18/25	N	–	–	–	–	–	--	–	–	–	–	–	–	--
MW-75-267	05/08/25	N	–	–	–	–	–	--	–	–	–	–	–	–	--

Appendix B
January 2020 to June 2026 Analytical Results
Second Quarter 2026 Quarterly Progress Report
Pacific Gas and Electric Company, Topock Compressor Station, Needles, California

Monitoring Well ID	Sample Date	Sample Type	Dissolved Vanadium (µg/L)	Dissolved Zinc (µg/L)	Alkalinity (mg/L)	Ammonia (as Nitrogen) (mg/L)	Bromide (mg/L)	Chloride (mg/L)	Fluoride (mg/L)	Nitrate (as Nitrogen) (mg/L)	Nitrite (as Nitrogen) (mg/L)	Nitrate/ Nitrite as N (mg/L)	Sulfate (mg/L)	Total Dissolved Solids (mg/L)	Total Organic Carbon (mg/L)
MW-75-267	02/17/25	N	--	--	--	--	--	--	--	--	--	--	--	--	--
MW-75-267	11/26/24	N	--	--	--	--	--	--	--	--	--	--	--	--	--
MW-75-267	08/12/24	N	--	--	--	--	--	--	--	--	--	--	--	--	--
MW-75-267	05/20/24	N	--	--	--	--	--	--	--	--	--	--	--	--	--
MW-75-267	02/12/24	N	--	--	--	--	--	--	--	--	--	--	--	--	--
MW-75-267	11/13/23	N	--	--	--	--	--	--	--	--	--	--	--	--	--
MW-75-267	08/14/23	N	--	--	--	--	--	--	--	--	--	--	--	--	--
MW-75-267	05/15/23	N	--	--	--	--	--	--	--	--	--	--	--	--	--
MW-75-267	02/13/23	N	--	--	--	--	--	--	--	--	--	--	--	--	--
MW-75-267	11/11/22	N	--	--	--	--	--	--	--	--	--	--	--	--	--
MW-75-267	08/25/22	N	--	--	--	--	--	--	--	--	--	--	--	--	--
MW-75-267	06/07/22	N	--	--	--	--	--	--	--	--	--	--	--	--	--
MW-75-267	03/02/22	N	--	--	--	--	--	--	--	--	--	--	--	--	--
MW-75-267	11/29/21	N	--	--	--	--	--	--	--	--	--	--	--	--	--
MW-75-267	08/17/21	N	<1	<10	46	0.22	<5	7,500	3.8	--	--	<0.1	1,200	14,000	<1
MW-75-267	05/17/21	N	<1	<10	43	0.26	<5	7,700	3.9	--	--	0.18	1,200	14,000	<1
MW-75-267	02/16/21	N	<1	<10 J	35	<0.22	<5	7,900	4.2	--	--	0.14	1,200	16,000	<1
MW-75-267	12/01/20	N	<1	<10	39	0.23	<5	7,900	4.8	--	--	0.22	1,300	14,000	<1
MW-75-267	10/19/20	N	<1	<10	48	0.26	<5	7,900	4.5	--	--	0.068	1,200	15,000	<50 J
MW-75-267	09/28/20	N	<1	<10	52	0.28	<5	7,600	4.9	--	--	<0.05	1,200	14,000	<1 J
MW-75-267	08/17/20	N	<1	<10 J	54	0.39	<5	8,300	4.4	--	--	0.074	1,400	14,000	<1 J
MW-75-267	07/21/20	N	<1	<10	60	0.24	<5	7,300	3.5	--	--	0.25 J	1,200	14,000	<1
MW-75-267	06/16/20	N	<1	R	55	0.22	<5	7,500	3.3	--	--	0.073	1,200	14,000	<1
MW-75-267	05/18/20	N	<1	<10	49	0.35	<5	7,500	3.4	--	--	<0.05	1,200	15,000	<20 J
MW-75-267	04/21/20	N	<1	<10 J	58	0.15	<5	7,700	3.7	--	--	0.077	1,300	14,000	<1
MW-75-267	03/17/20	N	<1	<10	49	0.1	<5	7,500	3.4	--	--	R	1,200	15,000	<1 J
MW-75-267	02/18/20	N	<1	<50 J	37	0.19	<5	8,400	4	--	--	0.2	1,300	15,000 J	<20 J
MW-75-267	01/30/20	N	<5	<50	33	0.11	<5	8,300	4.9	--	--	0.39	1,300	15,000	<1
MW-75-267	05/17/21	FD	<1	<10	43	0.2	<5	7,600	4.4	--	--	0.12	1,200	14,000	<1
MW-75-267	06/16/20	FD	<1	R	56	0.23	<5	7,600	3.3	--	--	<0.05	1,200	14,000	<1
MW-75-267	01/30/20	FD	<5	<50	34	0.11	<5	8,500	5.2	--	--	0.45	1,300	15,000	<1
MW-75-337	06/15/26	N	--	--	--	--	--	--	--	--	--	--	--	--	--
MW-75-337	02/16/26	N	--	--	--	--	--	--	--	--	--	--	--	--	--
MW-75-337	11/17/25	N	--	--	--	--	--	--	--	--	--	--	--	--	--
MW-75-337	08/18/25	N	--	--	--	--	--	--	--	--	--	--	--	--	--
MW-75-337	05/08/25	N	--	--	--	--	--	--	--	--	--	--	--	--	--
MW-75-337	02/17/25	N	--	--	--	--	--	--	--	--	--	--	--	--	--
MW-75-337	11/26/24	N	--	--	--	--	--	--	--	--	--	--	--	--	--
MW-75-337	08/12/24	N	--	--	--	--	--	--	--	--	--	--	--	--	--
MW-75-337	05/20/24	N	--	--	--	--	--	--	--	--	--	--	--	--	--
MW-75-337	02/12/24	N	--	--	--	--	--	--	--	--	--	--	--	--	--
MW-75-337	11/13/23	N	--	--	--	--	--	--	--	--	--	--	--	--	--
MW-75-337	08/14/23	N	--	--	--	--	--	--	--	--	--	--	--	--	--
MW-75-337	05/15/23	N	--	--	--	--	--	--	--	--	--	--	--	--	--
MW-75-337	02/13/23	N	--	--	--	--	--	--	--	--	--	--	--	--	--
MW-75-337	11/11/22	N	--	--	--	--	--	--	--	--	--	--	--	--	--
MW-75-337	08/25/22	N	--	--	--	--	--	--	--	--	--	--	--	--	--
MW-75-337	06/07/22	N	--	--	--	--	--	--	--	--	--	--	--	--	--
MW-75-337	03/02/22	N	--	--	--	--	--	--	--	--	--	--	--	--	--
MW-75-337	11/29/21	N	--	--	--	--	--	--	--	--	--	--	--	--	--
MW-75-337	08/17/21	N	<1	<10	44	0.2	<5	10,000	4.4	--	--	<0.1	1,600	18,000	<1

Appendix B
January 2020 to June 2026 Analytical Results
Second Quarter 2026 Quarterly Progress Report
Pacific Gas and Electric Company, Topock Compressor Station, Needles, California

Monitoring Well ID	Sample Date	Sample Type	Dissolved Vanadium (µg/L)	Dissolved Zinc (µg/L)	Alkalinity (mg/L)	Ammonia (as Nitrogen) (mg/L)	Bromide (mg/L)	Chloride (mg/L)	Fluoride (mg/L)	Nitrate (as Nitrogen) (mg/L)	Nitrite (as Nitrogen) (mg/L)	Nitrate/ Nitrite as N (mg/L)	Sulfate (mg/L)	Total Dissolved Solids (mg/L)	Total Organic Carbon (mg/L)
MW-75-337	05/17/21	N	<1	<10	44	<0.2	<5	9,600	5.9	–	–	<0.05	1,600	18,000 J	<1
MW-75-337	02/16/21	N	<1	<10 J	54	<0.22	<5	9,600	6.1	–	–	<0.05	1,600	22,000	<1
MW-75-337	12/01/20	N	<1	<10	49	0.23	<2.5	9,800	7	–	–	<0.1	1,700	17,000 J	<1
MW-75-337	10/20/20	N	<1	<10	61	2.1	<2.5	9,500 J	6.5	–	–	<0.05	1,600	18,000	<1
MW-75-337	09/28/20	N	<1	<10	48	0.23	<2.5	9,400	6.4	–	–	<0.05	1,600	18,000 J	<20 J
MW-75-337	08/17/20	N	<1	<10 J	50	0.23	<5	11,000	5	–	–	<0.05	1,700	19,000	<1 J
MW-75-337	07/21/20	N	<1	<10	46	0.23	<5	9,900	5.6	–	–	1.9 J	1,600	18,000 J	<1
MW-75-337	06/15/20	N	<1	R	49	0.45	<5	10,000	4.9	–	–	1.8 J	1,600	18,000 J	<1
MW-75-337	05/18/20	N	<1	<50	53	0.35	<5	10,000	5.3	–	–	<0.05	1,700	20,000 J	<1 J
MW-75-337	04/20/20	N	<1	<50 J	60	<0.1	<5	10,000	4.8	–	–	<0.05	1,600	18,000	<1
MW-75-337	03/16/20	N	<1	<10	68	0.17	<5	9,900	6.8	–	–	R	1,600	19,000 J	<1 J
MW-75-337	02/17/20	N	<1	<50 J	66	0.14	<5	9,700	6.9	–	–	<0.05	1,600	18,000 J	<1
MW-75-337	01/30/20	N	<5	<50	74	0.17	<5	10,000	7.7	–	–	0.066	1,600	19,000 J	<1
MW-75-337	08/17/20	FD	<1	11 J	50	0.24	<2.5	9,900	6.4	–	–	<0.05	1,600	19,000	<1 J
MW-75-337	07/21/20	FD	<1	<10	46	0.23	<5	9,700	5.7	–	–	0.071	1,700	18,000 J	<1
MW-75-337	04/20/20	FD	<1	<50 J	60	<0.14	<5	9,700	5	–	–	<0.05	1,700	18,000	<1
MW-76-039	06/08/26	N	–	–	–	–	–	--	–	<0.5	–	–	330	–	<1
MW-76-039	05/11/26	N	–	–	–	–	–	--	–	<0.5	–	–	330	–	<1
MW-76-039	04/13/26	N	–	–	–	–	–	--	–	<0.5	–	–	320	–	<1
MW-76-039	03/11/26	N	–	–	–	–	–	--	–	<0.5	–	–	330	–	1
MW-76-039	02/09/26	N	–	–	–	–	–	--	–	<0.5	–	–	300	–	<1
MW-76-039	01/14/26	N	–	–	–	–	–	--	–	<0.5	–	–	320	–	<1
MW-76-039	12/08/25	N	–	–	–	–	–	--	–	<0.5	–	–	340	–	<1
MW-76-039	11/12/25	N	–	–	–	–	–	--	–	<0.5	–	–	330	–	<1
MW-76-039	10/21/25	N	–	–	–	–	–	--	–	<0.5	–	–	330	–	<1
MW-76-039	09/10/25	N	–	–	–	–	–	--	–	<0.5	–	–	350	–	<1
MW-76-039	08/13/25	N	–	–	–	–	–	--	–	<0.5	–	–	330	–	1.2
MW-76-039	07/16/25	N	–	–	–	–	–	--	–	<0.5	–	–	320	–	<1
MW-76-039	06/11/25	N	–	–	–	–	–	--	–	<0.5	–	–	320	–	<1
MW-76-039	05/05/25	N	–	–	–	–	–	--	–	<0.5	–	–	300	–	<1
MW-76-039	04/07/25	N	–	–	–	–	–	--	–	<0.5	–	–	300	–	1.3
MW-76-039	03/12/25	N	–	–	–	–	–	--	–	<0.5	–	–	300	–	1.1
MW-76-039	02/11/25	N	–	–	–	–	–	--	–	<0.5	–	–	350	–	5.2
MW-76-039	01/14/25	N	–	–	–	–	–	--	–	<0.5	–	–	360	–	2.3 J
MW-76-039	12/10/24	N	–	–	–	–	–	--	–	<0.5	–	–	340	–	0.369 J
MW-76-039	11/11/24	N	–	–	–	–	–	--	–	<0.5	–	–	350	–	2
MW-76-039	10/07/24	N	–	–	–	–	–	--	–	<0.5	–	–	360	–	2.3
MW-76-039	09/11/24	N	–	–	–	–	–	--	–	<0.5	–	–	370	–	2.6
MW-76-039	08/05/24	N	–	–	–	–	–	--	–	<0.5	–	–	390	–	<1
MW-76-039	07/15/24	N	–	–	–	–	–	--	–	<0.5	–	–	390	–	<1
MW-76-039	06/10/24	N	–	–	–	–	–	--	–	<0.5	–	–	440	–	<1
MW-76-039	05/06/24	N	–	–	–	–	–	--	–	<0.5	–	–	380	–	<1
MW-76-039	04/08/24	N	–	–	–	–	–	--	–	<0.5	–	–	400	–	<1
MW-76-039	03/13/24	N	–	–	–	–	–	--	–	<0.5	–	–	400	–	1.6
MW-76-039	02/05/24	N	–	–	–	–	–	--	–	<0.5	–	–	400	–	<1
MW-76-039	01/08/24	N	–	–	–	–	–	--	–	<0.5	–	–	390	–	1.6
MW-76-039	12/11/23	N	–	–	–	–	–	--	–	<0.5	–	–	400	–	2.6
MW-76-039	11/06/23	N	–	–	–	–	–	--	–	0.56	–	–	440	–	<1
MW-76-039	10/09/23	N	–	–	–	–	–	--	–	<0.5	–	–	420	–	0.5
MW-76-039	09/13/23	N	–	–	–	–	–	--	–	<0.5	–	–	450	–	0.48
MW-76-039	08/07/23	N	–	–	–	–	–	--	–	<0.5	–	–	540	–	1.5

Appendix B
January 2020 to June 2026 Analytical Results
Second Quarter 2026 Quarterly Progress Report
Pacific Gas and Electric Company, Topock Compressor Station, Needles, California

Monitoring Well ID	Sample Date	Sample Type	Dissolved Vanadium (µg/L)	Dissolved Zinc (µg/L)	Alkalinity (mg/L)	Ammonia (as Nitrogen) (mg/L)	Bromide (mg/L)	Chloride (mg/L)	Fluoride (mg/L)	Nitrate (as Nitrogen) (mg/L)	Nitrite (as Nitrogen) (mg/L)	Nitrate/ Nitrite as N (mg/L)	Sulfate (mg/L)	Total Dissolved Solids (mg/L)	Total Organic Carbon (mg/L)
MW-76-039	07/17/23	N	–	–	–	–	–	--	–	0.54	–	–	500	–	2.1 J
MW-76-039	06/12/23	N	–	–	–	–	–	--	–	<0.5	–	–	500	–	<1
MW-76-039	05/08/23	N	–	–	–	–	–	--	–	1.3	–	–	410	–	1.6
MW-76-039	04/03/23	N	–	–	–	–	–	--	–	1.1	–	–	480	–	1.2
MW-76-039	03/07/23	N	–	–	–	–	–	--	–	2.2	–	–	300	–	<1
MW-76-039	02/07/23	N	–	–	–	<0.2	–	--	–	3.4	<5	–	230	–	<1
MW-76-039	01/10/23	N	–	–	–	–	–	--	–	3.3	–	–	220	–	<1
MW-76-039	12/06/22	N	–	–	–	–	–	--	–	3.3	–	–	220	–	<1
MW-76-039	11/07/22	N	–	–	–	<0.43 J	–	--	–	3.6	<5	–	220	–	<10
MW-76-039	10/10/22	N	–	–	–	–	–	--	–	3.2	–	–	220	–	<1
MW-76-039	09/12/22	N	–	–	–	–	–	--	–	3	–	–	250	–	<1
MW-76-039	08/08/22	N	–	–	–	<0.2	–	--	–	2.8	<5	–	230	–	<1
MW-76-039	07/11/22	N	–	–	–	–	–	--	–	2.5	–	–	280	–	<1
MW-76-039	06/13/22	N	–	–	–	0.078 J	–	--	–	2.5	<2.5	–	230	–	<1
MW-76-039	05/16/22	N	–	–	–	–	–	--	–	2.2	–	–	230	–	<10
MW-76-039	04/11/22	N	–	–	–	–	–	--	–	2.1	–	–	210	–	<1
MW-76-039	03/07/22	N	–	–	–	<0.2	–	--	–	2.4	–	–	190	–	<1
MW-76-039	01/31/22	N	–	–	–	–	–	--	–	2.5	–	–	200	–	<1
MW-76-039	12/02/21	N	–	–	–	<0.2	–	--	–	–	<2.5	2.8	190	–	<1
MW-76-039	08/18/21	N	4.3	<10 J	49	<0.2	<2.5 J	5,200	2.2	–	–	1.8	770	11,000	<20
MW-76-039	05/21/21	N	2.3	<10 J	79	0.29	<2.5	1,200	2.8	–	–	2 J	230	2,600	<1
MW-76-039	02/17/21	N	2.5	<10	78	<0.22	<2.5	950	2.8	–	–	2.8	190	2,000	<1
MW-76-039	12/02/20	N	2.7	<10	95	2.6	<2.5	870	3.6	–	–	2.8	190	1,800	<10
MW-76-039	10/21/20	N	2.3	<10	95	<0.2	<2.5	920	3.5	–	–	2.5	200	2,100	<1 J
MW-76-039	09/29/20	N	3.6	<10	92	<0.2	<2.5	990	3.1	–	–	2.4	210	2,400	<1 J
MW-76-039	08/18/20	N	3.5	<10 J	91	<0.2	<2.5	1,100	3.1	–	–	2.3	220	2,600	<10
MW-76-039	07/21/20	N	2	<10	90	<0.2	<2.5	1,200	2.8	–	–	2 J	230	2,700	<10
MW-76-039	06/16/20	N	2.4	R	64	<0.2	<2.5	5,100	2.8	–	–	0.6	780	11,000	<1
MW-76-039	05/26/20	N	2	<10	75	<0.2	<2.5	1,100	2.1	–	–	2.2	210	2,600	<1
MW-76-039	04/21/20	N	2.3	<10 J	79	0.11	<2.5	1,000	2.5	–	–	2.4	210	2,300	<1
MW-76-039	03/17/20	N	2.4	<10	94	0.11	<2.5	850	3.1	–	–	2.9 J	190	1,900	<1 J
MW-76-039	02/20/20	N	4.2 J	<10	86	0.05 J	<2.5	870	2.5	–	–	2.7 J	190	2,000	<1
MW-76-039	01/29/20	N	1.7	R	85	<0.1	<2.5	890	2.8	–	–	2.3	190	2,000	<1
MW-76-039	10/07/24	FD	–	–	–	–	–	--	–	<0.5	–	–	350	–	2.2
MW-76-039	02/05/24	FD	–	–	–	–	–	--	–	<0.5	–	–	390	–	1.6
MW-76-039	09/13/23	FD	–	–	–	–	–	--	–	<0.5	–	–	450	–	0.4
MW-76-039	02/07/23	FD	–	–	–	<0.2	–	--	–	3.4	<5	–	230	–	<1
MW-76-039	09/12/22	FD	–	–	–	–	–	--	–	3	–	–	250	–	<1
MW-76-039	06/13/22	FD	–	–	–	<0.22	–	--	–	2.5	<2.5	–	230	–	<1
MW-76-039	03/07/22	FD	–	–	–	<0.2	–	--	–	2.5	–	–	200	–	<1
MW-76-039	02/17/21	FD	2.4	<10	83	<0.22	<2.5	940	2.8	–	–	2.6	190	1,900	<1
MW-76-039	02/20/20	FD	1.9 J	<10	91	0.05 J	<2.5	870	2.6	–	–	2.6 J	190	2,000	<1
MW-76-039	01/29/20	FD	1.7	R	86	<0.1	<2.5	900	2.8	–	–	2.6	190	2,000	<1
MW-76-156	06/08/26	N	–	–	–	–	–	--	–	<0.5	–	–	320	–	<1
MW-76-156	05/11/26	N	–	–	–	–	–	--	–	<0.5	–	–	430	–	<1
MW-76-156	04/13/26	N	–	–	–	–	–	--	–	<0.5	–	–	290	–	<1
MW-76-156	03/11/26	N	–	–	–	–	–	--	–	<0.5	–	–	380	–	1
MW-76-156	02/09/26	N	–	–	–	–	–	--	–	<0.5	–	–	320	–	<1
MW-76-156	01/14/26	N	–	–	–	–	–	--	–	<0.5	–	–	320	–	<1
MW-76-156	12/08/25	N	–	–	–	–	–	--	–	<0.5	–	–	320	–	<1
MW-76-156	11/12/25	N	–	–	–	–	–	--	–	<0.5	–	–	340	–	<1

Appendix B
January 2020 to June 2026 Analytical Results
Second Quarter 2026 Quarterly Progress Report
Pacific Gas and Electric Company, Topock Compressor Station, Needles, California

Monitoring Well ID	Sample Date	Sample Type	Dissolved Vanadium (µg/L)	Dissolved Zinc (µg/L)	Alkalinity (mg/L)	Ammonia (as Nitrogen) (mg/L)	Bromide (mg/L)	Chloride (mg/L)	Fluoride (mg/L)	Nitrate (as Nitrogen) (mg/L)	Nitrite (as Nitrogen) (mg/L)	Nitrate/ Nitrite as N (mg/L)	Sulfate (mg/L)	Total Dissolved Solids (mg/L)	Total Organic Carbon (mg/L)
MW-76-156	10/21/25	N	–	–	–	–	–	--	–	<0.5	–	–	320	–	<1
MW-76-156	09/10/25	N	–	–	–	–	–	--	–	<0.5	–	–	340	–	<1
MW-76-156	08/13/25	N	–	–	–	–	–	--	–	<0.5	–	–	320	–	1.1
MW-76-156	07/16/25	N	–	–	–	–	–	--	–	<0.5	–	–	310	–	<1
MW-76-156	06/11/25	N	–	–	–	–	–	--	–	<0.5	–	–	330	–	<1
MW-76-156	05/05/25	N	–	–	–	–	–	--	–	<0.5	–	–	320	–	<1
MW-76-156	04/07/25	N	–	–	–	–	–	--	–	<0.5	–	–	330	–	1
MW-76-156	03/12/25	N	–	–	–	–	–	--	–	<0.5	–	–	300	–	3.6
MW-76-156	02/11/25	N	–	–	–	–	–	--	–	<0.5	–	–	300	–	3.7
MW-76-156	01/14/25	N	–	–	–	–	–	--	–	<0.5	–	–	320	–	<1
MW-76-156	12/10/24	N	–	–	–	–	–	--	–	<0.5	–	–	300	–	0.537 J
MW-76-156	11/11/24	N	–	–	–	–	–	--	–	<0.5	–	–	370	–	3
MW-76-156	10/07/24	N	–	–	–	–	–	--	–	<0.5	–	–	350	–	2.8
MW-76-156	09/11/24	N	–	–	–	–	–	--	–	<0.5	–	–	360	–	2.8
MW-76-156	08/05/24	N	–	–	–	–	–	--	–	<0.5	–	–	350	–	1.1
MW-76-156	07/15/24	N	–	–	–	–	–	--	–	<0.5	–	–	350	–	1.5
MW-76-156	06/10/24	N	–	–	–	–	–	--	–	<0.5	–	–	390	–	<1
MW-76-156	05/06/24	N	–	–	–	–	–	--	–	<0.5	–	–	360	–	<1
MW-76-156	04/08/24	N	–	–	–	–	–	--	–	<0.5	–	–	360	–	1.6
MW-76-156	03/13/24	N	–	–	–	–	–	--	–	<0.5	–	–	370	–	2.6
MW-76-156	02/05/24	N	–	–	–	–	–	--	–	<0.5	–	–	390	–	1.6
MW-76-156	01/08/24	N	–	–	–	–	–	--	–	1.2	–	–	700	–	3
MW-76-156	12/11/23	N	–	–	–	–	–	--	–	0.56	–	–	490	–	1.5
MW-76-156	11/06/23	N	–	–	–	–	–	--	–	<0.5	–	–	420	–	<1
MW-76-156	10/09/23	N	–	–	–	–	–	--	–	<0.5	–	–	400	–	0.59
MW-76-156	09/14/23	N	–	–	–	–	–	--	–	1.5	–	–	660	–	0.32
MW-76-156	08/07/23	N	–	–	–	–	–	--	–	1.5	–	–	670	–	<1
MW-76-156	07/17/23	N	–	–	–	–	–	--	–	0.78	–	–	640	–	1.6 J
MW-76-156	06/12/23	N	–	–	–	–	–	--	–	<0.5	–	–	530	–	<1
MW-76-156	05/08/23	N	–	–	–	–	–	--	–	<0.5	–	–	530	–	1.6
MW-76-156	04/03/23	N	–	–	–	–	–	--	–	<0.5	–	–	520	–	1.2
MW-76-156	03/07/23	N	–	–	–	–	–	--	–	1.7	–	–	710	–	<1
MW-76-156	02/07/23	N	–	–	–	<0.2	–	--	–	1.8	<5	–	700	–	1.1
MW-76-156	01/10/23	N	–	–	–	–	–	--	–	1.9	–	–	740	–	1.2
MW-76-156	12/06/22	N	–	–	–	–	–	--	–	2.2	–	–	720	–	<1
MW-76-156	11/07/22	N	–	–	–	0.44 J	–	--	–	2.3	<5	–	760	–	<1
MW-76-156	10/10/22	N	–	–	–	–	–	--	–	<0.5	–	–	660	–	<1
MW-76-156	09/12/22	N	–	–	–	–	–	--	–	2.2	–	–	760	–	<1
MW-76-156	08/08/22	N	–	–	–	<0.2	–	--	–	1.9	<5	–	710	–	<1
MW-76-156	07/11/22	N	–	–	–	–	–	--	–	<0.5	–	–	720	–	<1
MW-76-156	06/13/22	N	–	–	–	<0.2	–	--	–	1.9	<5	–	740	–	<1
MW-76-156	05/16/22	N	–	–	–	–	–	--	–	1.5	–	–	730	–	<1
MW-76-156	04/11/22	N	–	–	–	–	–	--	–	1.7	–	–	860	–	<1
MW-76-156	03/07/22	N	–	–	–	<0.2	–	--	–	1.5	–	–	870	–	<1
MW-76-156	01/31/22	N	–	–	–	–	–	--	–	1.3	–	–	870	–	<1
MW-76-156	12/02/21	N	–	–	–	<0.2	–	--	–	–	<5	2	780	–	<1
MW-76-156	08/18/21	N	4.6	<10 J	51	<0.2	<5 J	5,100	3.1	–	–	1.8	770	11,000	<1
MW-76-156	05/21/21	N	3.8	<10 J	52	<0.2	<5	5,100	3.2	–	–	1.3 J	760	11,000	<50
MW-76-156	02/17/21	N	3.8	<10	52	<0.22	<5	5,200	3.3	–	–	2	820	11,000	<1
MW-76-156	12/02/20	N	3.6	<10	53	<0.2	<5	5,100	3.6	–	–	1.9	810	11,000	<1
MW-76-156	10/21/20	N	3.8	<10	51	<0.2	<5	5,200	3.4	–	–	1.7	810	12,000	<1 J

Appendix B
January 2020 to June 2026 Analytical Results
Second Quarter 2026 Quarterly Progress Report
Pacific Gas and Electric Company, Topock Compressor Station, Needles, California

Monitoring Well ID	Sample Date	Sample Type	Dissolved Vanadium (µg/L)	Dissolved Zinc (µg/L)	Alkalinity (mg/L)	Ammonia (as Nitrogen) (mg/L)	Bromide (mg/L)	Chloride (mg/L)	Fluoride (mg/L)	Nitrate (as Nitrogen) (mg/L)	Nitrite (as Nitrogen) (mg/L)	Nitrate/ Nitrite as N (mg/L)	Sulfate (mg/L)	Total Dissolved Solids (mg/L)	Total Organic Carbon (mg/L)
MW-76-156	09/29/20	N	2.1	<10	55	<0.2	<5	5,000	3	–	–	1.5	760	11,000	<1 J
MW-76-156	08/18/20	N	3.8	<10 J	51	<0.2	<5	5,700	3.1	–	–	1.8	780	11,000	<1
MW-76-156	07/21/20	N	3.3	<10	50	<0.2	<5	5,200	2.9	–	–	1.7 J	800	11,000	<1
MW-76-156	06/16/20	N	2.7	R	51	<0.2	<5	5,400	2.9	–	–	1.2	770	11,000	<1
MW-76-156	05/26/20	N	2.7	<10	51 J	<0.2	<5	5,500	3.3	–	–	1.2	800	12,000	<1
MW-76-156	04/21/20	N	2.8	<10 J	53	0.06 J	<5	5,500	2.6	–	–	1.3	870	12,000	<1
MW-76-156	03/17/20	N	2.6	<10	51	0.09 J	<5	5,200	2.8	–	–	1.6 J	820	11,000	<10 J
MW-76-156	02/20/20	N	2.9	<10	47	0.09 J	<5	5,100	3.6	–	–	1.3 J	840	11,000	<1
MW-76-156	01/29/20	N	2.9	R	51	<0.1	<5	5,300	2.8	–	–	1.6	840	11,000	<1
MW-76-156	01/14/26	FD	–	–	–	–	–	--	–	<0.5	–	–	310	–	<1
MW-76-156	07/16/25	FD	–	–	–	–	–	--	–	<0.5	–	–	300	–	<1
MW-76-156	05/06/24	FD	–	–	–	–	–	--	–	<0.5	–	–	360	–	<1
MW-76-156	05/16/22	FD	–	–	–	–	–	--	–	1.5	–	–	740	–	<1
MW-76-156	10/21/20	FD	3.8	<10	51	<0.2	<5	5,100	3.4	–	–	1.7	800	11,000	<1 J
MW-76-156	05/26/20	FD	2.7	<10	34 J	<0.2	<5	5,400	3.1	–	–	1.2	820	12,000	<1
MW-76-181	06/08/26	N	–	–	–	–	–	--	–	<0.25	–	–	330	–	<1
MW-76-181	05/11/26	N	–	–	–	–	–	--	–	<0.25	–	–	330	–	<1
MW-76-181	04/13/26	N	–	–	–	–	–	--	–	<0.5	–	–	300	–	<1
MW-76-181	03/11/26	N	–	–	–	–	–	--	–	<0.5	–	–	340	–	1.2
MW-76-181	02/09/26	N	–	–	–	–	–	--	–	<0.5	–	–	320	–	<1
MW-76-181	01/14/26	N	–	–	–	–	–	--	–	<0.5	–	–	310	–	<1
MW-76-181	12/08/25	N	–	–	–	–	–	--	–	<0.5	–	–	310	–	<1
MW-76-181	11/12/25	N	–	–	–	–	–	--	–	<0.5	–	–	310	–	<1
MW-76-181	10/21/25	N	–	–	–	–	–	--	–	<0.5	–	–	300	–	1.3
MW-76-181	09/10/25	N	–	–	–	–	–	--	–	<0.5	–	–	310	–	<1
MW-76-181	08/13/25	N	–	–	–	–	–	--	–	<0.5	–	–	300	–	1.2
MW-76-181	07/16/25	N	–	–	–	–	–	--	–	<0.5	–	–	300	–	<1
MW-76-181	06/11/25	N	–	–	–	–	–	--	–	<0.5	–	–	310	–	<1
MW-76-181	05/05/25	N	–	–	–	–	–	--	–	<0.5	–	–	300	–	<1
MW-76-181	04/07/25	N	–	–	–	–	–	--	–	<0.5	–	–	300	–	<1
MW-76-181	03/12/25	N	–	–	–	–	–	--	–	<0.5	–	–	290	–	1.4
MW-76-181	02/11/25	N	–	–	–	–	–	--	–	<0.5	–	–	290	–	5.1
MW-76-181	01/14/25	N	–	–	–	–	–	--	–	<0.5	–	–	310	–	<1
MW-76-181	12/10/24	N	–	–	–	–	–	--	–	<0.5	–	–	310	–	0.743 J
MW-76-181	11/11/24	N	–	–	–	–	–	--	–	<0.5	–	–	360	–	3.3
MW-76-181	10/07/24	N	–	–	–	–	–	--	–	<0.5	–	–	340	–	3.4
MW-76-181	09/11/24	N	–	–	–	–	–	--	–	<0.5	–	–	370	–	2.6
MW-76-181	08/05/24	N	–	–	–	–	–	--	–	<0.5	–	–	350	–	<1
MW-76-181	07/15/24	N	–	–	–	–	–	--	–	<0.5	–	–	380	–	1.4
MW-76-181	06/10/24	N	–	–	–	–	–	--	–	<0.5	–	–	400	–	<1
MW-76-181	05/06/24	N	–	–	–	–	–	--	–	<0.5	–	–	390	–	<1
MW-76-181	04/08/24	N	–	–	–	–	–	--	–	<0.5	–	–	420	–	3.5
MW-76-181	03/13/24	N	–	–	–	–	–	--	–	<0.5	–	–	410	–	1.5
MW-76-181	02/05/24	N	–	–	–	–	–	--	–	<0.5	–	–	440	–	3.4
MW-76-181	01/08/24	N	–	–	–	–	–	--	–	<0.5	–	–	450	–	3.2
MW-76-181	12/11/23	N	–	–	–	–	–	--	–	<0.5	–	–	480	–	2.2
MW-76-181	11/06/23	N	–	–	–	–	–	--	–	<0.5	–	–	490	–	<1
MW-76-181	10/09/23	N	–	–	–	–	–	--	–	<0.5	–	–	480	–	0.73
MW-76-181	09/13/23	N	–	–	–	–	–	--	–	<0.5	–	–	510	–	0.61
MW-76-181	08/07/23	N	–	–	–	–	–	--	–	<0.5	–	–	560	–	1.3
MW-76-181	07/17/23	N	–	–	–	–	–	--	–	<0.5	–	–	590	–	2.5 J

Appendix B
January 2020 to June 2026 Analytical Results
Second Quarter 2026 Quarterly Progress Report
Pacific Gas and Electric Company, Topock Compressor Station, Needles, California

Monitoring Well ID	Sample Date	Sample Type	Dissolved Vanadium (µg/L)	Dissolved Zinc (µg/L)	Alkalinity (mg/L)	Ammonia (as Nitrogen) (mg/L)	Bromide (mg/L)	Chloride (mg/L)	Fluoride (mg/L)	Nitrate (as Nitrogen) (mg/L)	Nitrite (as Nitrogen) (mg/L)	Nitrate/ Nitrite as N (mg/L)	Sulfate (mg/L)	Total Dissolved Solids (mg/L)	Total Organic Carbon (mg/L)
MW-76-181	06/12/23	N	–	–	–	–	–	--	–	<0.5	–	–	690	–	<1
MW-76-181	05/08/23	N	–	–	–	–	–	--	–	<0.5	–	–	670	–	1.4
MW-76-181	04/03/23	N	–	–	–	–	–	--	–	<0.5	–	–	700	–	1.4
MW-76-181	03/07/23	N	–	–	–	–	–	--	–	0.59	–	–	690	–	<1
MW-76-181	02/07/23	N	–	–	–	<0.2	–	--	–	0.79	<10	–	710	–	<1
MW-76-181	01/10/23	N	–	–	–	–	–	--	–	1.1	–	–	770	–	<1
MW-76-181	12/06/22	N	–	–	–	–	–	--	–	1.2	–	–	820	–	<1
MW-76-181	11/07/22	N	–	–	–	0.44 J	–	--	–	1.7	<5	–	920	–	<1
MW-76-181	10/10/22	N	–	–	–	–	–	--	–	1.5	–	–	940	–	<1
MW-76-181	09/12/22	N	–	–	–	–	–	--	–	<0.5	–	–	820	–	<1
MW-76-181	08/08/22	N	–	–	–	<0.2	–	--	–	1.6	<5	–	780	–	<1
MW-76-181	07/11/22	N	–	–	–	–	–	--	–	2.5	–	–	900	–	<1
MW-76-181	06/13/22	N	–	–	–	<0.2	–	--	–	3	<5	–	970	–	<1
MW-76-181	05/16/22	N	–	–	–	–	–	--	–	2.7	–	–	910	–	<1
MW-76-181	04/11/22	N	–	–	–	–	–	--	–	3	–	–	930	–	<1
MW-76-181	03/07/22	N	–	–	–	<0.2	–	--	–	2.2	–	–	880	–	<1
MW-76-181	01/31/22	N	–	–	–	–	–	--	–	2.1	–	–	850	–	<1
MW-76-181	12/02/21	N	–	–	–	<0.2	–	--	–	–	<5	2.3	870	–	<1
MW-76-181	08/18/21	N	2	<10 J	64	<0.2	<5 J	6,500	2.7	–	–	2.3	870	14,000	<1
MW-76-181	05/21/21	N	1.8	<10 J	70	<0.2	<5	6,600	2.9	–	–	2.5 J	940	13,000	<1
MW-76-181	02/17/21	N	1.5	<10	71	<0.22	<5	7,000	3	–	–	2.8	940	13,000	<1
MW-76-181	12/02/20	N	1.3	<10	70	<0.2	<5	6,400	3.4	–	–	2.5	890	13,000	<1
MW-76-181	10/21/20	N	1.5	<10	68	<0.2	<5	6,400	3.3	–	–	2.3	900	13,000	<1 J
MW-76-181	09/29/20	N	1.4	<10	72	<0.2	<5	6,400	2.6	–	–	2.1	930	15,000	<1 J
MW-76-181	08/18/20	N	1.7	<10 J	69	<0.2	<5	6,900	2.9	–	–	2	910	14,000	<1
MW-76-181	07/21/20	N	1.4	<10	67	1.6	<5	6,400	2.8	–	–	2.2	900	15,000	<1
MW-76-181	06/16/20	N	1.3	R	67	<0.2	<5	6,700	2.3	–	–	1.7	910	14,000	<1
MW-76-181	05/26/20	N	1.3	<10	71	<0.2	<5	6,500	3	–	–	2.6	940	14,000	<1
MW-76-181	04/21/20	N	1.1	<10 J	69	0.05 J	<5	6,500	2.7	–	–	1.6	920	14,000	<1
MW-76-181	03/17/20	N	1.2	<10	70	0.07 J	<5	6,400	2.1	–	–	2.2 J	910	14,000	<1 J
MW-76-181	02/20/20	N	1.4	<10	71	0.07 J	<5	6,300	3.2	–	–	4.4 J	930	12,000	<1
MW-76-181	01/29/20	N	1.1	R	71	<0.1	<5	6,600	2.8	–	–	2.2	950	14,000	<1
MW-76-181	01/14/25	FD	–	–	–	–	–	--	–	<0.5	–	–	310	–	2.2 J
MW-76-181	08/05/24	FD	–	–	–	–	–	--	–	<0.5	–	–	350	–	<1
MW-76-181	10/09/23	FD	–	–	–	–	–	--	–	<0.5	–	–	470	–	0.66
MW-76-181	12/06/22	FD	–	–	–	–	–	--	–	1.1	–	–	810	–	1.6
MW-76-181	11/07/22	FD	–	–	–	<0.43 J	–	--	–	1.9	<5	–	920	–	<1
MW-76-181	12/02/20	FD	1.4	<10	69	<0.2	<5	6,500	3.2	–	–	2.5	920	13,000	<1
MW-76-218	06/08/26	N	–	–	–	–	–	--	–	<0.25	–	–	320	–	<1
MW-76-218	05/11/26	N	–	–	–	–	–	--	–	<0.5	–	–	370	–	<1
MW-76-218	04/13/26	N	–	–	–	–	–	--	–	<0.5	–	–	300	–	<1
MW-76-218	03/11/26	N	–	–	–	–	–	--	–	<0.5	–	–	340	–	1.2
MW-76-218	02/09/26	N	–	–	–	–	–	--	–	<0.5	–	–	320	–	<1
MW-76-218	01/14/26	N	–	–	–	–	–	--	–	<0.5	–	–	320	–	<1
MW-76-218	12/08/25	N	–	–	–	–	–	--	–	<0.5	–	–	310	–	<1
MW-76-218	11/12/25	N	–	–	–	–	–	--	–	<0.5	–	–	330	–	<1
MW-76-218	10/21/25	N	–	–	–	–	–	--	–	1.4	–	–	320	–	<1
MW-76-218	09/10/25	N	–	–	–	–	–	--	–	<0.5	–	–	320	–	<1
MW-76-218	08/13/25	N	–	–	–	–	–	--	–	<0.5	–	–	290	–	1.3
MW-76-218	07/16/25	N	–	–	–	–	–	--	–	<0.5	–	–	290	–	<1
MW-76-218	06/11/25	N	–	–	–	–	–	--	–	<0.5	–	–	300	–	<1

Appendix B
January 2020 to June 2026 Analytical Results
Second Quarter 2026 Quarterly Progress Report
Pacific Gas and Electric Company, Topock Compressor Station, Needles, California

Monitoring Well ID	Sample Date	Sample Type	Dissolved Vanadium (µg/L)	Dissolved Zinc (µg/L)	Alkalinity (mg/L)	Ammonia (as Nitrogen) (mg/L)	Bromide (mg/L)	Chloride (mg/L)	Fluoride (mg/L)	Nitrate (as Nitrogen) (mg/L)	Nitrite (as Nitrogen) (mg/L)	Nitrate/ Nitrite as N (mg/L)	Sulfate (mg/L)	Total Dissolved Solids (mg/L)	Total Organic Carbon (mg/L)
MW-76-218	05/05/25	N	–	–	–	–	–	--	–	<0.5	–	–	300	–	<1
MW-76-218	04/07/25	N	–	–	–	–	–	--	–	<0.5	–	–	340	–	1.1
MW-76-218	03/12/25	N	–	–	–	–	–	--	–	<0.5	–	–	290	–	<1
MW-76-218	02/11/25	N	–	–	–	–	–	--	–	<0.5	–	–	300	–	4.7
MW-76-218	01/14/25	N	–	–	–	–	–	--	–	<0.5	–	–	320	–	1 J
MW-76-218	12/10/24	N	–	–	–	–	–	--	–	<0.5	–	–	330	–	1.22
MW-76-218	11/11/24	N	–	–	–	–	–	--	–	<0.5	–	–	380	–	3.3
MW-76-218	10/07/24	N	–	–	–	–	–	--	–	<0.5	–	–	350	–	1
MW-76-218	09/11/24	N	–	–	–	–	–	--	–	<0.5	–	–	380	–	2.3
MW-76-218	08/05/24	N	–	–	–	–	–	--	–	<0.5	–	–	360	–	<1
MW-76-218	07/15/24	N	–	–	–	–	–	--	–	<0.5	–	–	380	–	1.4
MW-76-218	06/10/24	N	–	–	–	–	–	--	–	<0.5	–	–	400	–	0.359 J
MW-76-218	05/06/24	N	–	–	–	–	–	--	–	<0.5	–	–	360	–	0.551 J
MW-76-218	04/08/24	N	–	–	–	–	–	--	–	<0.5	–	–	380	–	3.4
MW-76-218	03/13/24	N	–	–	–	–	–	--	–	<0.5	–	–	430	–	2.4
MW-76-218	02/05/24	N	–	–	–	–	–	--	–	<0.5	–	–	450	–	5.2
MW-76-218	01/08/24	N	–	–	–	–	–	--	–	<0.5	–	–	560	–	2.1
MW-76-218	12/11/23	N	–	–	–	–	–	--	–	<0.5	–	–	560	–	1.3
MW-76-218	11/06/23	N	–	–	–	–	–	--	–	<0.5	–	–	450	–	<1
MW-76-218	10/09/23	N	–	–	–	–	–	--	–	<0.5	–	–	450	–	0.57
MW-76-218	09/13/23	N	–	–	–	–	–	--	–	<0.5	–	–	680	–	0.79
MW-76-218	08/07/23	N	–	–	–	–	–	--	–	0.94	–	–	830	–	1.1
MW-76-218	07/17/23	N	–	–	–	–	–	--	–	<0.5	–	–	470	–	3.5 J
MW-76-218	06/12/23	N	–	–	–	–	–	--	–	<0.5	–	–	480	–	<1
MW-76-218	05/08/23	N	–	–	–	–	–	--	–	<0.5	–	–	510	–	2.3
MW-76-218	04/03/23	N	–	–	–	–	–	--	–	<0.5	–	–	510	–	1.7
MW-76-218	03/07/23	N	–	–	–	–	–	--	–	<0.5	–	–	620	–	1.4
MW-76-218	02/07/23	N	–	–	–	<0.2	–	--	–	<0.5	<5	–	600	–	<1
MW-76-218	01/10/23	N	–	–	–	–	–	--	–	<0.5	–	–	630	–	<1
MW-76-218	12/06/22	N	–	–	–	–	–	--	–	<0.5	–	–	620	–	1.9
MW-76-218	11/07/22	N	–	–	–	<0.43 J	–	--	–	<0.5	<5	–	640	–	<1
MW-76-218	10/10/22	N	–	–	–	–	–	--	–	<0.5	–	–	650	–	<1
MW-76-218	09/12/22	N	–	–	–	–	–	--	–	<0.5	–	–	680	–	<1
MW-76-218	08/08/22	N	–	–	–	<0.2	–	--	–	0.55	<5	–	640	–	<1
MW-76-218	07/11/22	N	–	–	–	–	–	--	–	0.69	–	–	680	–	<1
MW-76-218	06/13/22	N	–	–	–	<0.2	–	--	–	1.2	<50	–	940	–	<100
MW-76-218	05/16/22	N	–	–	–	–	–	--	–	1.1	–	–	940	–	<1
MW-76-218	04/11/22	N	–	–	–	–	–	--	–	1.5	–	–	910	–	<1
MW-76-218	03/07/22	N	–	–	–	<0.2	–	--	–	1.6	–	–	890	–	<1
MW-76-218	01/31/22	N	–	–	–	–	–	--	–	1.3	–	–	870	–	<1
MW-76-218	12/02/21	N	–	–	–	<0.2	–	--	–	–	<10	0.85	880	–	<50
MW-76-218	08/18/21	N	3.2	<10 J	43	<0.2	<5 J	6,900	4	–	–	1.5	890	13,000	<1
MW-76-218	05/21/21	N	1.8	<10 J	48	<0.2	<5	6,900	4.1	–	–	0.67 J	900	11,000 J	<1
MW-76-218	02/17/21	N	2	<10	36	<0.22	<5	7,400	4.1	–	–	0.79	920	14,000	<1
MW-76-218	12/02/20	N	1.8	<10	40	0.2	<5	7,300	4.5	–	–	0.73	930	13,000	<1
MW-76-218	10/21/20	N	1.8	<10	39	<0.2	<5	7,200	4.3	–	–	0.72	890	13,000 J	<1 J
MW-76-218	09/29/20	N	1.4	<10	40	<0.2	<5	7,100	4.6	–	–	0.77	900	14,000	<1 J
MW-76-218	08/18/20	N	1.4	<10 J	54	0.22	<5	7,300	4.6	–	–	0.19	870	13,000	<1
MW-76-218	07/21/20	N	1.1	<10	46	<0.2	<5	7,200	4	–	–	0.33 J	900	13,000	<1
MW-76-218	06/16/20	N	1.4	R	56	0.24	<5	6,800	4.6	–	–	0.15	900	14,000	<1
MW-76-218	05/26/20	N	<1	<10	43	<0.2	<5	7,300	4.9	–	–	<0.05	960	13,000	<1

Appendix B
January 2020 to June 2026 Analytical Results
Second Quarter 2026 Quarterly Progress Report
Pacific Gas and Electric Company, Topock Compressor Station, Needles, California

Monitoring Well ID	Sample Date	Sample Type	Dissolved Vanadium (µg/L)	Dissolved Zinc (µg/L)	Alkalinity (mg/L)	Ammonia (as Nitrogen) (mg/L)	Bromide (mg/L)	Chloride (mg/L)	Fluoride (mg/L)	Nitrate (as Nitrogen) (mg/L)	Nitrite (as Nitrogen) (mg/L)	Nitrate/ Nitrite as N (mg/L)	Sulfate (mg/L)	Total Dissolved Solids (mg/L)	Total Organic Carbon (mg/L)
MW-76-218	04/21/20	N	1.4	<10 J	39	0.05 J	<5	7,700	4.5	–	–	0.54	920	14,000	<1
MW-76-218	03/17/20	N	1.2	<10	39	0.07 J	<5	7,300	4.3	–	–	0.46 J	920	14,000	<1 J
MW-76-218	02/20/20	N	1.6	<10	37	0.17	<5	7,100	5.1	–	–	0.52 J	900	14,000	<1
MW-76-218	01/29/20	N	1.3	R	40	<0.1	<5	7,300	5	–	–	0.28	920	14,000	<1
MW-76-218	04/13/26	FD	–	–	–	–	–	--	–	<0.5	–	–	300	–	<1
MW-76-218	02/11/25	FD	–	–	–	–	–	--	–	<0.5	–	–	300	–	4.8
MW-76-218	12/10/24	FD	–	–	–	–	–	--	–	<0.5	–	–	330	–	1.14
MW-76-218	09/11/24	FD	–	–	–	–	–	--	–	<0.5	–	–	370	–	2.9
MW-76-218	08/07/23	FD	–	–	–	–	–	--	–	0.94	–	–	830	–	1.1
MW-76-218	07/17/23	FD	–	–	–	–	–	--	–	<0.5	–	–	470	–	3.3 J
MW-76-218	03/07/22	FD	–	–	–	<0.2	–	--	–	1.6	–	–	890	–	<50
MW-76-218	08/18/21	FD	2.9	<10 J	42	<0.2	<5 J	7,100	4	–	–	1.5	920	13,000 J	<1
MW-76-218	09/29/20	FD	1.4	<10	39	<0.2	<5	7,100	5	–	–	0.68	910	15,000 J	<1 J
MW-76-218	06/16/20	FD	1.3	R	66	0.22	<5	6,600	3.9	–	–	0.14	870	14,000	<1
MW-77-046	05/13/26	N	–	–	–	–	–	--	–	<0.5	–	–	–	–	<1
MW-77-046	02/12/26	N	–	–	–	–	–	--	–	<0.5	–	–	–	–	1.6
MW-77-046	11/12/25	N	–	–	–	–	–	--	–	<0.25	–	–	–	–	<1
MW-77-046	08/13/25	N	–	–	–	–	–	--	–	<0.5	–	–	–	–	1.4
MW-77-046	05/13/25	N	–	–	–	–	–	--	–	<0.5	–	–	–	–	<1
MW-77-046	02/10/25	N	–	–	–	–	–	--	–	<0.5	–	–	450	–	6
MW-77-046	01/13/25	N	–	–	–	–	–	--	–	<0.5	–	–	940	–	24
MW-77-046	12/09/24	N	–	–	–	–	–	--	–	<0.5	–	–	910	–	4.6
MW-77-046	11/14/24	N	–	–	–	–	–	--	–	<0.5	–	–	410	–	17
MW-77-046	10/07/24	N	–	–	–	–	–	--	–	<0.5	–	–	370	–	3
MW-77-046	09/09/24	N	–	–	–	–	–	--	–	<0.5	–	–	370	–	2.3
MW-77-046	08/05/24	N	–	–	–	–	–	--	–	<0.5	–	–	390	–	1.1
MW-77-046	07/15/24	N	–	–	–	–	–	--	–	1	–	–	340	–	<1
MW-77-046	06/10/24	N	–	–	–	–	–	--	–	<0.5	–	–	350	–	<2
MW-77-046	05/06/24	N	–	–	–	–	–	--	–	<0.5	–	–	340	–	0.438 J
MW-77-046	04/10/24	N	–	–	–	–	–	--	–	<0.5	–	–	320	–	3.7
MW-77-046	03/13/24	N	–	–	–	–	–	--	–	<0.5	–	–	330	–	1.7
MW-77-046	02/05/24	N	–	–	–	–	–	--	–	<0.5	–	–	500	–	5.7
MW-77-046	01/08/24	N	–	–	–	–	–	--	–	<0.5	–	–	890	–	7.1
MW-77-046	12/11/23	N	–	–	–	–	–	--	–	<0.5	–	–	910	–	6.1
MW-77-046	11/06/23	N	–	–	–	–	–	--	–	<0.5	–	–	290	–	3.8
MW-77-046	10/11/23	N	–	–	–	–	–	--	–	<0.5	–	–	300	–	0.86
MW-77-046	09/11/23	N	–	–	–	–	–	--	–	<0.5	–	–	800	–	3.4
MW-77-046	08/07/23	N	–	–	–	–	–	--	–	<0.5	–	–	290	–	1.5
MW-77-046	07/17/23	N	–	–	–	–	–	--	–	<0.5	–	–	290	–	2.2 J
MW-77-046	06/14/23	N	–	–	–	–	–	--	–	<0.5	–	–	310 J	–	<1
MW-77-046	05/08/23	N	–	–	–	–	–	--	–	<0.5	–	–	350	–	<1
MW-77-046	04/03/23	N	–	–	–	–	–	--	–	<0.5	–	–	420	–	1.9
MW-77-046	03/06/23	N	–	–	–	–	–	--	–	<0.5	–	–	470	–	<1
MW-77-046	02/07/23	N	–	–	–	–	–	--	–	<0.5	–	–	860	–	<1
MW-77-046	01/09/23	N	–	–	–	–	–	--	–	<0.5	–	–	1,000	–	<20
MW-77-046	12/05/22	N	–	–	–	–	–	--	–	<0.5	–	–	990	–	<1
MW-77-046	11/07/22	N	–	–	–	–	–	--	–	<0.5	–	–	510	–	<1
MW-77-046	10/10/22	N	–	–	–	–	–	--	–	<0.5	–	–	420	–	<1
MW-77-046	09/12/22	N	–	–	–	–	–	--	–	<0.5	–	–	530	–	<1
MW-77-046	08/08/22	N	–	–	–	–	–	--	–	<0.5	–	–	920	–	<1
MW-77-046	07/11/22	N	–	–	–	–	–	--	–	<0.5	–	–	370	–	<1

Appendix B
January 2020 to June 2026 Analytical Results
Second Quarter 2026 Quarterly Progress Report
Pacific Gas and Electric Company, Topock Compressor Station, Needles, California

Monitoring Well ID	Sample Date	Sample Type	Dissolved Vanadium (µg/L)	Dissolved Zinc (µg/L)	Alkalinity (mg/L)	Ammonia (as Nitrogen) (mg/L)	Bromide (mg/L)	Chloride (mg/L)	Fluoride (mg/L)	Nitrate (as Nitrogen) (mg/L)	Nitrite (as Nitrogen) (mg/L)	Nitrate/ Nitrite as N (mg/L)	Sulfate (mg/L)	Total Dissolved Solids (mg/L)	Total Organic Carbon (mg/L)
MW-77-046	06/15/22	N	–	–	–	–	–	--	–	<0.5	–	–	370	–	<1
MW-77-046	05/02/22	N	–	–	–	–	–	--	–	<0.25	–	–	–	–	<1
MW-77-046	03/01/22	N	–	–	–	–	–	--	–	<0.25	–	–	–	–	<1
MW-77-046	12/02/21	N	–	–	–	–	–	--	–	–	–	<0.1	–	–	1.5
MW-77-046	08/18/21	N	4.1	<10 J	320	0.78	<5 J	1,700	6.1	–	–	<0.1	510	3,900	<1
MW-77-046	05/18/21	N	6	<10 J	280	0.41	<5	1,500	6.7	–	–	<0.05	370	3,500	<1
MW-77-046	02/17/21	N	1.7	<10	390	1.5	<2.5	1,900	5.8	–	–	0.11	610	4,400	<1
MW-77-046	12/02/20	N	2.7	<10	850	2.9	<2.5	3,000	5.5	–	–	<0.1	1,300	8,100	1.5
MW-77-046	08/19/20	N	7.1	<10 J	310	0.8	<2.5	1,800	6.6	–	–	0.063 J	500	4,300	<10
MW-77-046	05/26/20	N	8.5	<10	250	0.56	<2.5	1,600	5.9	–	–	<0.05	390	3,600	<1
MW-77-046	02/18/20	N	2.7	<10 J	650	2.2	<2.5	2,400	4.8	–	–	0.06	970	6,300	1.1 J
MW-77-046	01/30/20	N	3.2	<10	640	2.3	<2.5	2,400	5.1	–	–	0.082	980	6,500	1
MW-77-046	06/10/24	FD	–	–	–	–	–	--	–	<0.5	–	–	350	–	<2
MW-77-046	06/15/22	FD	–	–	–	–	–	--	–	<0.5	–	–	370	–	<1
MW-77-046	05/18/21	FD	6.3	<10 J	280	0.4	<5	1,500	6.7	–	–	<0.05	370	3,400	<1
MW-77-102	05/13/26	N	–	–	–	–	–	--	–	<0.5	–	–	–	–	<1
MW-77-102	02/12/26	N	–	–	–	–	–	--	–	<0.5	–	–	–	–	<1
MW-77-102	11/10/25	N	–	–	–	–	–	--	–	<0.5	–	–	–	–	1.1
MW-77-102	08/13/25	N	–	–	–	–	–	--	–	<0.5	–	–	–	–	1.1
MW-77-102	05/13/25	N	–	–	–	–	–	--	–	<0.5	–	–	–	–	<1
MW-77-102	02/10/25	N	–	–	–	–	–	--	–	<0.5	–	–	520	–	<1
MW-77-102	01/13/25	N	–	–	–	–	–	--	–	<0.5	–	–	540	–	3.9
MW-77-102	12/09/24	N	–	–	–	–	–	--	–	0.6	–	–	550	–	<1
MW-77-102	11/14/24	N	–	–	–	–	–	--	–	0.61	–	–	620	–	1.4
MW-77-102	10/07/24	N	–	–	–	–	–	--	–	0.62	–	–	630	–	1.8
MW-77-102	09/09/24	N	–	–	–	–	–	--	–	0.9	–	–	680	–	3.1
MW-77-102	08/05/24	N	–	–	–	–	–	--	–	0.94	–	–	600	–	1.5
MW-77-102	07/15/24	N	–	–	–	–	–	--	–	0.78	–	–	600	–	2.4
MW-77-102	06/10/24	N	–	–	–	–	–	--	–	0.79	–	–	630	–	<1
MW-77-102	05/06/24	N	–	–	–	–	–	--	–	0.6	–	–	640	–	<1
MW-77-102	04/10/24	N	–	–	–	–	–	--	–	0.66	–	–	600	–	5
MW-77-102	03/13/24	N	–	–	–	–	–	--	–	0.53	–	–	600	–	1.1
MW-77-102	02/05/24	N	–	–	–	–	–	--	–	<0.5	–	–	530	–	4.8
MW-77-102	01/08/24	N	–	–	–	–	–	--	–	0.89	–	–	600	–	1.4
MW-77-102	12/11/23	N	–	–	–	–	–	--	–	0.79	–	–	600	–	3.3
MW-77-102	11/06/23	N	–	–	–	–	–	--	–	0.76	–	–	610	–	<1
MW-77-102	10/11/23	N	–	–	–	–	–	--	–	0.72	–	–	570	–	0.71
MW-77-102	09/11/23	N	–	–	–	–	–	--	–	1.1	–	–	660	–	0.46
MW-77-102	08/07/23	N	–	–	–	–	–	--	–	<0.5	–	–	280	–	<1
MW-77-102	07/17/23	N	–	–	–	–	–	--	–	0.89	–	–	670	–	1.5 J
MW-77-102	06/14/23	N	–	–	–	–	–	--	–	<0.5	–	–	690 J	–	1.3
MW-77-102	05/08/23	N	–	–	–	–	–	--	–	<0.5	–	–	690	–	1.9
MW-77-102	04/03/23	N	–	–	–	–	–	--	–	0.75	–	–	700	–	1.4
MW-77-102	03/06/23	N	–	–	–	–	–	--	–	<0.5	–	–	680	–	<1
MW-77-102	02/07/23	N	–	–	–	–	–	--	–	1	–	–	660	–	<1
MW-77-102	01/09/23	N	–	–	–	–	–	--	–	0.98	–	–	860	–	<1
MW-77-102	12/05/22	N	–	–	–	–	–	--	–	0.89 J	–	–	680	–	<1
MW-77-102	11/07/22	N	–	–	–	–	–	--	–	1.2	–	–	770	–	<1
MW-77-102	10/10/22	N	–	–	–	–	–	--	–	1.1	–	–	710	–	<1
MW-77-102	09/12/22	N	–	–	–	–	–	--	–	0.9	–	–	590	–	<1
MW-77-102	08/08/22	N	–	–	–	–	–	--	–	0.61	–	–	560	–	<1

Appendix B
January 2020 to June 2026 Analytical Results
Second Quarter 2026 Quarterly Progress Report
Pacific Gas and Electric Company, Topock Compressor Station, Needles, California

Monitoring Well ID	Sample Date	Sample Type	Dissolved Vanadium (µg/L)	Dissolved Zinc (µg/L)	Alkalinity (mg/L)	Ammonia (as Nitrogen) (mg/L)	Bromide (mg/L)	Chloride (mg/L)	Fluoride (mg/L)	Nitrate (as Nitrogen) (mg/L)	Nitrite (as Nitrogen) (mg/L)	Nitrate/ Nitrite as N (mg/L)	Sulfate (mg/L)	Total Dissolved Solids (mg/L)	Total Organic Carbon (mg/L)
MW-77-102	07/11/22	N	–	–	–	–	–	--	–	0.93	–	–	710	–	<1
MW-77-102	06/15/22	N	–	–	–	–	–	--	–	0.91	–	–	700	–	<1
MW-77-102	05/02/22	N	–	–	–	–	–	--	–	0.63	–	–	–	–	<1
MW-77-102	03/01/22	N	–	–	–	–	–	--	–	0.93	–	–	–	–	<1
MW-77-102	12/02/21	N	–	–	–	–	–	--	–	–	–	0.59	–	–	<1
MW-77-102	08/18/21	N	5.6	<10 J	150	<0.2	<5 J	2,200	3.1	–	–	0.52	550	4,700	<1
MW-77-102	05/18/21	N	5.7	<10 J	150	<0.2	<5	2,100	3.5	–	–	0.5	540	4,700	<1
MW-77-102	02/17/21	N	5.9	<10	160	<0.22	<5	2,300	3.2	–	–	0.71	590	5,200	<1
MW-77-102	12/02/20	N	5.9	<10	170	<0.2	<5	2,300	3.8	–	–	0.61	570	4,700	<1
MW-77-102	08/19/20	N	5.8	<10 J	150	<0.2	<5	2,200	3.2	–	–	0.63 J	520	5,000	<1
MW-77-102	05/26/20	N	5	<10	150	<0.2	<5	2,300	2.8	–	–	0.49	540	4,800	<1
MW-77-102	02/18/20	N	5	<10 J	160	0.11	<5	2,300	3.4	–	–	0.54	580	4,900	<1 J
MW-77-102	02/12/26	FD	–	–	–	–	–	--	–	<0.5	–	–	–	–	<1
MW-77-102	08/13/25	FD	–	–	–	–	–	--	–	<0.5	–	–	–	–	1.9
MW-77-102	12/11/23	FD	–	–	–	–	–	--	–	0.8	–	–	600	–	2.9
MW-77-102	09/11/23	FD	–	–	–	–	–	--	–	1.1	–	–	660	–	0.4
MW-77-102	06/14/23	FD	–	–	–	–	–	--	–	<0.5	–	–	700 J	–	1.2
MW-77-158	05/13/26	N	–	–	–	–	–	--	–	<0.5	–	–	–	–	<1
MW-77-158	02/12/26	N	–	–	–	–	–	--	–	<0.5	–	–	–	–	<1
MW-77-158	11/10/25	N	–	–	–	–	–	--	–	<0.5	–	–	–	–	<1
MW-77-158	08/13/25	N	–	–	–	–	–	--	–	<0.5	–	–	–	–	1.2
MW-77-158	05/13/25	N	–	–	–	–	–	--	–	<0.5	–	–	–	–	<1
MW-77-158	02/10/25	N	–	–	–	–	–	--	–	<0.5	–	–	250	–	3.5
MW-77-158	01/13/25	N	–	–	–	–	–	--	–	<0.5	–	–	280	–	4.2
MW-77-158	12/09/24	N	–	–	–	–	–	--	–	<0.5	–	–	280	–	0.368 J
MW-77-158	11/14/24	N	–	–	–	–	–	--	–	<0.5	–	–	320	–	2.5
MW-77-158	10/07/24	N	–	–	–	–	–	--	–	<0.5	–	–	330	–	2.3
MW-77-158	09/09/24	N	–	–	–	–	–	--	–	<0.5	–	–	340	–	3.5
MW-77-158	08/05/24	N	–	–	–	–	–	--	–	<0.5	–	–	350	–	1.1
MW-77-158	07/15/24	N	–	–	–	–	–	--	–	<0.5	–	–	350	–	1.2
MW-77-158	06/10/24	N	–	–	–	–	–	--	–	<0.5	–	–	360	–	<1
MW-77-158	05/06/24	N	–	–	–	–	–	--	–	<0.5	–	–	350	–	<1
MW-77-158	04/10/24	N	–	–	–	–	–	--	–	<0.5	–	–	330	–	2.1
MW-77-158	03/13/24	N	–	–	–	–	–	--	–	<0.5	–	–	340	–	2.4
MW-77-158	02/05/24	N	–	–	–	–	–	--	–	<0.5	–	–	280	–	2.7
MW-77-158	01/08/24	N	–	–	–	–	–	--	–	<0.5	–	–	370	–	2.1
MW-77-158	12/11/23	N	–	–	–	–	–	--	–	<0.5	–	–	350	–	3.2
MW-77-158	11/06/23	N	–	–	–	–	–	--	–	<0.5	–	–	340	–	1.3
MW-77-158	10/11/23	N	–	–	–	–	–	--	–	<0.5	–	–	370	–	0.56
MW-77-158	09/11/23	N	–	–	–	–	–	--	–	<0.5	–	–	290	–	0.5
MW-77-158	08/07/23	N	–	–	–	–	–	--	–	<0.5	–	–	170	–	1.2
MW-77-158	07/17/23	N	–	–	–	–	–	--	–	<0.5	–	–	230	–	3.1 J
MW-77-158	06/14/23	N	–	–	–	–	–	--	–	<0.5	–	–	260 J	–	<1
MW-77-158	05/08/23	N	–	–	–	–	–	--	–	<0.5	–	–	280	–	1.5
MW-77-158	04/03/23	N	–	–	–	–	–	--	–	<0.5	–	–	370	–	1.3
MW-77-158	03/06/23	N	–	–	–	–	–	--	–	<0.5	–	–	450	–	<1
MW-77-158	02/07/23	N	–	–	–	–	–	--	–	<0.5	–	–	440	–	<1
MW-77-158	01/09/23	N	–	–	–	–	–	--	–	<0.5	–	–	580	–	<1
MW-77-158	12/05/22	N	–	–	–	–	–	--	–	<0.5	–	–	470	–	<1
MW-77-158	11/07/22	N	–	–	–	–	–	--	–	<0.5	–	–	540	–	<1
MW-77-158	10/10/22	N	–	–	–	–	–	--	–	<0.5	–	–	550	–	<1

Appendix B
January 2020 to June 2026 Analytical Results
Second Quarter 2026 Quarterly Progress Report
Pacific Gas and Electric Company, Topock Compressor Station, Needles, California

Monitoring Well ID	Sample Date	Sample Type	Dissolved Vanadium (µg/L)	Dissolved Zinc (µg/L)	Alkalinity (mg/L)	Ammonia (as Nitrogen) (mg/L)	Bromide (mg/L)	Chloride (mg/L)	Fluoride (mg/L)	Nitrate (as Nitrogen) (mg/L)	Nitrite (as Nitrogen) (mg/L)	Nitrate/ Nitrite as N (mg/L)	Sulfate (mg/L)	Total Dissolved Solids (mg/L)	Total Organic Carbon (mg/L)
MW-77-158	09/12/22	N	–	–	–	–	–	--	–	<0.5	–	–	600	–	<1
MW-77-158	08/08/22	N	–	–	–	–	–	--	–	<0.5	–	–	660	–	<1
MW-77-158	07/11/22	N	–	–	–	–	–	--	–	<0.5	–	–	540	–	<1
MW-77-158	06/15/22	N	–	–	–	–	–	--	–	<0.5	–	–	570	–	<1
MW-77-158	05/02/22	N	–	–	–	–	–	--	–	<0.5	–	–	–	–	<1
MW-77-158	03/01/22	N	–	–	–	–	–	--	–	1.6	–	–	–	–	<50
MW-77-158	12/02/21	N	–	–	–	–	–	--	–	–	–	1.5	–	–	<1
MW-77-158	08/18/21	N	3.4	<10 J	55	<0.2	<5 J	6,400	3.4	–	–	0.82	1,100	13,000	<1
MW-77-158	05/18/21	N	2.8	<10 J	54	<0.2	<5	6,000	3.2	–	–	1.4	1,200	13,000	<1
MW-77-158	02/17/21	N	3.1	<10	54	<0.2	<5	6,400	3.3	–	–	1.6	1,200	14,000	<1
MW-77-158	12/02/20	N	3	<10	52	0.22	<5	6,100	3.6	–	–	1.5	1,200	13,000	<1
MW-77-158	08/19/20	N	3.1	<10 J	49	<0.2	<5	6,200	2.9	–	–	1.6 J	1,200	14,000	<1
MW-77-158	05/26/20	N	2.7	<10	45	<0.2	<5	6,200	3.1	–	–	1.5	1,100	14,000	<50
MW-77-158	02/18/20	N	3.4	<10 J	49	0.07 J	<5	6,100	2.8	–	–	1.5	1,200	13,000	<1 J
MW-77-158	03/13/24	FD	–	–	–	–	–	--	–	<0.5	–	–	340	–	<1
MW-77-158	12/02/21	FD	–	–	–	–	–	--	–	–	–	1.5	–	–	<1
MW-77-187	06/09/26	N	–	–	–	–	–	--	–	–	–	–	–	–	--
MW-77-187	05/13/26	N	–	–	–	–	–	--	–	<0.5	–	–	330	–	<1
MW-77-187	04/15/26	N	–	–	–	–	–	--	–	–	–	–	–	–	--
MW-77-187	03/11/26	N	–	–	–	–	–	--	–	–	–	–	–	–	--
MW-77-187	02/12/26	N	–	–	–	–	–	--	–	<0.5	–	–	330	–	<1
MW-77-187	01/14/26	N	–	–	–	–	–	--	–	–	–	–	–	–	--
MW-77-187	12/11/25	N	–	–	–	–	–	--	–	–	–	–	–	–	--
MW-77-187	11/10/25	N	–	–	–	–	–	--	–	<0.5	–	–	300	–	<1
MW-77-187	10/21/25	N	–	–	–	–	–	--	–	–	–	–	–	–	--
MW-77-187	09/11/25	N	–	–	–	–	–	--	–	–	–	–	–	–	--
MW-77-187	08/13/25	N	–	–	–	–	–	--	–	<0.5	–	–	280	–	1.2
MW-77-187	07/16/25	N	–	–	–	–	–	--	–	–	–	–	–	–	--
MW-77-187	06/09/25	N	–	–	–	–	–	--	–	–	–	–	–	–	--
MW-77-187	05/13/25	N	–	–	–	–	–	--	–	<0.5	–	–	310	–	1.6
MW-77-187	04/09/25	N	–	–	–	–	–	--	–	<0.5	–	–	310	–	3.6
MW-77-187	03/12/25	N	–	–	–	–	–	--	–	<0.5	–	–	250	–	17
MW-77-187	02/10/25	N	–	–	–	–	–	--	–	<0.5	–	–	350	–	2.5
MW-77-187	01/13/25	N	–	–	–	–	–	--	–	<0.5	–	–	400	–	<1
MW-77-187	12/09/24	N	–	–	–	–	–	--	–	<0.5	–	–	360	–	0.41 J
MW-77-187	11/14/24	N	–	–	–	–	–	--	–	<0.5	–	–	400	–	2.2
MW-77-187	10/07/24	N	–	–	–	–	–	--	–	<0.5	–	–	320	–	4.4
MW-77-187	09/09/24	N	–	–	–	–	–	--	–	<0.5	–	–	260	–	13
MW-77-187	08/05/24	N	–	–	–	–	–	--	–	<0.5	–	–	250	–	9.7
MW-77-187	07/15/24	N	–	–	–	–	–	--	–	<0.5	–	–	370	–	3.9
MW-77-187	06/10/24	N	–	–	–	–	–	--	–	<0.5	–	–	390	–	<1
MW-77-187	05/06/24	N	–	–	–	–	–	--	–	<0.5	–	–	370	–	<1
MW-77-187	04/10/24	N	–	–	–	–	–	--	–	<0.5	–	–	350	–	4.2
MW-77-187	03/13/24	N	–	–	–	–	–	--	–	<0.5	–	–	340	–	1.1
MW-77-187	02/05/24	N	–	–	–	–	–	--	–	<0.5	–	–	250	–	5.6
MW-77-187	01/08/24	N	–	–	–	–	–	--	–	<0.5	–	–	290	–	2.5
MW-77-187	12/11/23	N	–	–	–	–	–	--	–	0.52	–	–	590	–	1.4
MW-77-187	11/08/23	N	–	–	–	–	–	--	–	<0.5	–	–	310	–	5.6
MW-77-187	10/11/23	N	–	–	–	–	–	--	–	<0.5	–	–	330	–	0.49
MW-77-187	09/11/23	N	–	–	–	–	–	--	–	<0.5	–	–	410	–	0.47
MW-77-187	08/07/23	N	–	–	–	–	–	--	–	<0.5	–	–	450	–	<1

Appendix B
January 2020 to June 2026 Analytical Results
Second Quarter 2026 Quarterly Progress Report
Pacific Gas and Electric Company, Topock Compressor Station, Needles, California

Monitoring Well ID	Sample Date	Sample Type	Dissolved Vanadium (µg/L)	Dissolved Zinc (µg/L)	Alkalinity (mg/L)	Ammonia (as Nitrogen) (mg/L)	Bromide (mg/L)	Chloride (mg/L)	Fluoride (mg/L)	Nitrate (as Nitrogen) (mg/L)	Nitrite (as Nitrogen) (mg/L)	Nitrate/ Nitrite as N (mg/L)	Sulfate (mg/L)	Total Dissolved Solids (mg/L)	Total Organic Carbon (mg/L)
MW-77-187	07/17/23	N	–	–	–	–	–	--	–	<0.5	–	–	480	–	1.6 J
MW-77-187	06/14/23	N	–	–	–	–	–	--	–	<0.5	–	–	420 J	–	<1
MW-77-187	05/08/23	N	–	–	–	–	–	--	–	<0.5	–	–	530	–	1.3
MW-77-187	04/03/23	N	–	–	–	–	–	--	–	<0.5	–	–	620	–	1.2
MW-77-187	03/07/23	N	–	–	–	–	–	--	–	<0.5	–	–	550	–	<1
MW-77-187	02/07/23	N	–	–	–	–	–	--	–	0.6	–	–	670	–	<1
MW-77-187	01/09/23	N	–	–	–	–	–	--	–	0.65	–	–	710	–	<1
MW-77-187	12/05/22	N	–	–	–	–	–	--	–	<0.5	–	–	580	–	<1
MW-77-187	11/07/22	N	–	–	–	–	–	--	–	<0.5	–	–	640	–	<1
MW-77-187	10/10/22	N	–	–	–	–	–	--	–	0.57	–	–	740	–	<1
MW-77-187	09/12/22	N	–	–	–	–	–	--	–	0.67	–	–	860	–	<1
MW-77-187	08/08/22	N	–	–	–	–	–	--	–	0.95	–	–	860	–	<50
MW-77-187	07/11/22	N	–	–	–	–	–	--	–	1.2	–	–	880	–	<1
MW-77-187	06/15/22	N	–	–	–	–	–	--	–	1.2	–	–	940	–	<50
MW-77-187	05/02/22	N	–	–	–	–	–	--	–	1.3	–	–	–	–	<1
MW-77-187	03/01/22	N	–	–	–	–	–	--	–	1.4	–	–	–	–	<1
MW-77-187	12/02/21	N	–	–	–	–	–	--	–	–	–	1.2	–	–	<1
MW-77-187	08/18/21	N	3.5	<10 J	43	<0.2	<5 J	6,700	6.6	–	–	1.4	920	12,000	<1
MW-77-187	05/18/21	N	3.2	<10 J	48	<0.2	<5	7,200	7.7	–	–	1.1	930	12,000	<1
MW-77-187	02/17/21	N	3.2	<10	48	<0.22	<5	7,600	7.7	–	–	1.3	960	14,000	<1
MW-77-187	12/02/20	N	3.1	<10	56	<0.2	<2.5	7,300	8.2	–	–	1.2	980	13,000 J	<1
MW-77-187	08/19/20	N	3.4	<10 J	46	<0.2	<2.5	7,300	7.4	–	–	1 J	940	13,000 J	<1
MW-77-187	05/26/20	N	3.1	<10	46	<0.2	<2.5	7,500	7.5	–	–	0.75	930	13,000 J	<1
MW-77-187	02/18/20	N	3.9	<10 J	46	0.14	<2.5	7,400	7.3	–	–	1.1	930	13,000	<1 J
MW-77-187	05/13/26	FD	–	–	–	–	–	--	–	<0.5	–	–	330	–	<1
MW-77-187	05/13/25	FD	–	–	–	–	–	--	–	<0.5	–	–	310	–	1.2
MW-77-187	04/09/25	FD	–	–	–	–	–	--	–	<0.5	–	–	320	–	2.1
MW-77-187	11/07/22	FD	–	–	–	–	–	--	–	<0.5	–	–	630	–	<1
MW-77-187	02/17/21	FD	3.2	<10	47	<0.22	<5	7,600	7.8	–	–	1.3	950	14,000	<1
MW-78-070	06/10/26	N	–	–	–	–	–	--	–	<0.5	–	–	220	–	<1
MW-78-070	05/14/26	N	–	–	–	–	–	--	–	<0.5	–	–	210	–	<1
MW-78-070	04/16/26	N	–	–	–	–	–	--	–	<0.5	–	–	220	–	<1
MW-78-070	03/12/26	N	–	–	–	–	–	--	–	<0.5	–	–	260	–	<1
MW-78-070	02/11/26	N	–	–	–	–	–	--	–	<0.5	–	–	240	–	<1
MW-78-070	01/15/26	N	–	–	–	–	–	--	–	<0.5	–	–	220	–	<1
MW-78-070	12/11/25	N	–	–	–	–	–	--	–	<0.5	–	–	250	–	<1
MW-78-070	11/13/25	N	–	–	–	–	–	--	–	<0.5	–	–	230	–	<1
MW-78-070	10/21/25	N	–	–	–	–	–	--	–	<0.5	–	–	240	–	<1
MW-78-070	09/11/25	N	–	–	–	–	–	--	–	<0.5	–	–	230	–	<1
MW-78-070	08/14/25	N	–	–	–	–	–	--	–	<0.5	–	–	240	–	1.3
MW-78-070	07/15/25	N	–	–	–	–	–	--	–	<0.5	–	–	240	–	<1
MW-78-070	06/11/25	N	–	–	–	–	–	--	–	<0.5	–	–	250	–	<1
MW-78-070	05/08/25	N	–	–	–	–	–	--	–	<0.5	–	–	260	–	<1
MW-78-070	04/10/25	N	–	–	–	–	–	--	–	<0.5	–	–	270	–	<4
MW-78-070	03/13/25	N	–	–	–	–	–	--	–	<0.5	–	–	260	–	1.2
MW-78-070	02/12/25	N	–	–	–	–	–	--	–	<0.5	–	–	280	–	5
MW-78-070	01/16/25	N	–	–	–	–	–	--	–	<0.5	–	–	300	–	5.4
MW-78-070	12/12/24	N	–	–	–	–	–	--	–	<0.5	–	–	300	–	0.335 J
MW-78-070	11/13/24	N	–	–	–	–	–	--	–	<0.5	–	–	320	–	3.8
MW-78-070	10/10/24	N	–	–	–	–	–	--	–	<0.5	–	–	290	–	2.8
MW-78-070	09/11/24	N	–	–	–	–	–	--	–	<0.5	–	–	300	–	3.5

Appendix B
January 2020 to June 2026 Analytical Results
Second Quarter 2026 Quarterly Progress Report
Pacific Gas and Electric Company, Topock Compressor Station, Needles, California

Monitoring Well ID	Sample Date	Sample Type	Dissolved Vanadium (µg/L)	Dissolved Zinc (µg/L)	Alkalinity (mg/L)	Ammonia (as Nitrogen) (mg/L)	Bromide (mg/L)	Chloride (mg/L)	Fluoride (mg/L)	Nitrate (as Nitrogen) (mg/L)	Nitrite (as Nitrogen) (mg/L)	Nitrate/ Nitrite as N (mg/L)	Sulfate (mg/L)	Total Dissolved Solids (mg/L)	Total Organic Carbon (mg/L)
MW-78-070	08/08/24	N	–	–	–	–	–	--	–	<0.5	–	–	260	–	3.6
MW-78-070	07/18/24	N	–	–	–	–	–	--	–	<0.5	–	–	250	–	<1
MW-78-070	06/13/24	N	–	–	–	–	–	--	–	<0.5	–	–	230	–	<40
MW-78-070	05/09/24	N	–	–	–	–	–	--	–	<0.5	–	–	250	–	<1
MW-78-070	04/11/24	N	–	–	–	–	–	--	–	<0.5	–	–	270	–	3.1
MW-78-070	03/14/24	N	–	–	–	–	–	--	–	<0.5	–	–	280	–	2.3
MW-78-070	02/07/24	N	–	–	–	–	–	--	–	<0.5	–	–	290	–	2.6
MW-78-070	01/10/24	N	–	–	–	–	–	--	–	<0.5	–	–	300	–	1.7
MW-78-070	12/13/23	N	–	–	–	–	–	--	–	<0.5	–	–	320	–	3.4
MW-78-070	11/09/23	N	–	–	–	–	–	--	–	<0.5	–	–	330	–	<1
MW-78-070	10/13/23	N	–	–	–	–	–	--	–	<0.5	–	–	300	–	1.8
MW-78-070	09/13/23	N	–	–	–	–	–	--	–	<0.5	–	–	290	–	1.6
MW-78-070	08/09/23	N	–	–	–	–	–	--	–	1.7	–	–	320	–	1.4
MW-78-070	07/20/23	N	–	–	–	–	–	--	–	<0.5	–	–	290	–	1.6
MW-78-070	06/15/23	N	–	–	–	–	–	--	–	<0.5	–	–	320	–	<1
MW-78-070	05/11/23	N	–	–	–	–	–	--	–	0.52	–	–	400	–	<1 J
MW-78-070	04/05/23	N	–	–	–	–	–	--	–	<0.5	–	–	330	–	1.1
MW-78-070	03/09/23	N	–	–	–	–	–	--	–	<0.5	–	–	330	–	1.6
MW-78-070	02/10/23	N	–	–	–	<0.2	–	--	–	<0.25	<2.5	–	340	–	1
MW-78-070	01/11/23	N	–	–	–	–	–	--	–	<0.5	–	–	480	–	<1
MW-78-070	12/07/22	N	–	–	–	–	–	--	–	<0.5	–	–	480	–	2.2
MW-78-070	11/09/22	N	–	–	–	<0.43 J	–	--	–	<0.5	<5	–	510	–	<1
MW-78-070	10/13/22	N	–	–	–	–	–	--	–	<0.5	–	–	530	–	<1
MW-78-070	09/15/22	N	–	–	–	–	–	--	–	0.54	–	–	540	–	<1
MW-78-070	08/11/22	N	–	–	–	<0.2	–	--	–	2.1	<5	–	440	–	<1
MW-78-070	07/14/22	N	–	–	–	–	–	--	–	<0.5	–	–	500	–	<1
MW-78-070	06/14/22	N	–	–	–	<0.2	–	--	–	1.6	<5	–	430	–	<1
MW-78-070	05/19/22	N	–	–	–	–	–	--	–	1.6	–	–	360	–	<1
MW-78-070	04/13/22	N	–	–	–	–	–	--	–	4.7	–	–	320	–	<1
MW-78-070	03/10/22	N	–	–	–	<0.2	–	--	–	4.8	–	–	270	–	<5
MW-78-070	02/01/22	N	–	–	–	–	–	--	–	7.1	–	–	310	–	<1
MW-78-070	12/15/21	N	–	–	–	<0.2	–	--	–	–	<2.5	12	370	–	<1
MW-78-070	08/19/21	N	6.1	<10 J	100	<0.2	<2.5	460	1.6	–	–	11	320	1,400	<1
MW-78-070	05/20/21	N	6.6	<10	130	<0.2	<2.5	430	1.7	–	–	7.6	250	1,200	<1
MW-78-070	02/18/21	N	6.5	<10	120	<0.22	<2.5	450	1.6	–	–	9.1	280	1,300	<1
MW-78-070	12/03/20	N	6.4	<10	120	<0.2	<2.5	440	1.7	–	–	9.1	300	1,300	<10
MW-78-070	08/18/20	N	7.1	<10 J	110	<0.2	<2.5	460	1.6	–	–	9.5	290	1,400	<1
MW-78-070	05/21/20	N	6.7	<10	110	<0.2	<2.5	470	1.3	–	–	9.5	290	1,400	<1 J
MW-78-070	02/19/20	N	5.7	R	110	0.12	<2.5	450	1.5	–	–	10	300	1,400	<1 J
MW-78-070	12/11/25	FD	–	–	–	–	–	--	–	<0.5	–	–	250	–	<1
MW-78-070	10/10/24	FD	–	–	–	–	–	--	–	<0.5	–	–	290	–	2.6
MW-78-070	02/07/24	FD	–	–	–	–	–	--	–	<0.5	–	–	290	–	2.4
MW-78-070	01/10/24	FD	–	–	–	–	–	--	–	<0.5	–	–	310	–	1.5
MW-78-070	02/10/23	FD	–	–	–	<0.2	–	--	–	<0.25	<2.5	–	340	–	<1
MW-78-070	09/15/22	FD	–	–	–	–	–	--	–	<0.5	–	–	540	–	<1
MW-78-070	06/14/22	FD	–	–	–	<0.2	–	--	–	1.5	<5	–	430	–	<1
MW-78-070	02/01/22	FD	–	–	–	–	–	--	–	7.2	–	–	300	–	<1
MW-78-070	12/03/20	FD	6.5	<10	120	<0.2	<2.5	440	1.7	–	–	9.4	300	1,400	<1
MW-78-142	06/10/26	N	–	–	–	–	–	--	–	<0.5	–	–	370	–	<1
MW-78-142	05/14/26	N	–	–	–	–	–	--	–	<0.5	–	–	340	–	<1
MW-78-142	04/16/26	N	–	–	–	–	–	--	–	<0.5	–	–	340	–	<1

Appendix B
January 2020 to June 2026 Analytical Results
Second Quarter 2026 Quarterly Progress Report
Pacific Gas and Electric Company, Topock Compressor Station, Needles, California

Monitoring Well ID	Sample Date	Sample Type	Dissolved Vanadium (µg/L)	Dissolved Zinc (µg/L)	Alkalinity (mg/L)	Ammonia (as Nitrogen) (mg/L)	Bromide (mg/L)	Chloride (mg/L)	Fluoride (mg/L)	Nitrate (as Nitrogen) (mg/L)	Nitrite (as Nitrogen) (mg/L)	Nitrate/ Nitrite as N (mg/L)	Sulfate (mg/L)	Total Dissolved Solids (mg/L)	Total Organic Carbon (mg/L)
MW-78-142	03/12/26	N	–	–	–	–	–	--	–	<0.5	–	–	380	–	<1
MW-78-142	02/11/26	N	–	–	–	–	–	--	–	<0.5	–	–	350	–	<1
MW-78-142	01/15/26	N	–	–	–	–	–	--	–	<0.5	–	–	350	–	<1
MW-78-142	12/11/25	N	–	–	–	–	–	--	–	<0.5	–	–	350	–	<1
MW-78-142	11/13/25	N	–	–	–	–	–	--	–	<0.5	–	–	330	–	1.2
MW-78-142	10/21/25	N	–	–	–	–	–	--	–	<0.5	–	–	360	–	<1
MW-78-142	09/11/25	N	–	–	–	–	–	--	–	<0.5	–	–	340	–	<1
MW-78-142	08/14/25	N	–	–	–	–	–	--	–	0.51	–	–	350	–	<1
MW-78-142	07/15/25	N	–	–	–	–	–	--	–	<0.5	–	–	340	–	<1
MW-78-142	06/11/25	N	–	–	–	–	–	--	–	<0.5	–	–	340	–	<1
MW-78-142	05/08/25	N	–	–	–	–	–	--	–	R	–	–	350	–	<1
MW-78-142	04/10/25	N	–	–	–	–	–	--	–	<0.5	–	–	360	–	<1
MW-78-142	03/13/25	N	–	–	–	–	–	--	–	1.1	–	–	420	–	<1
MW-78-142	02/12/25	N	–	–	–	–	–	--	–	<0.5	–	–	370	–	2.4
MW-78-142	01/16/25	N	–	–	–	–	–	--	–	<0.5	–	–	410	–	2.3
MW-78-142	12/12/24	N	–	–	–	–	–	--	–	0.64	–	–	440	–	<1 J
MW-78-142	11/13/24	N	–	–	–	–	–	--	–	0.71	–	–	440	–	2.2
MW-78-142	10/10/24	N	–	–	–	–	–	--	–	0.64	–	–	410	–	1.6
MW-78-142	09/11/24	N	–	–	–	–	–	--	–	0.79	–	–	450	–	2.3
MW-78-142	08/08/24	N	–	–	–	–	–	--	–	0.9	–	–	450	–	3.3
MW-78-142	07/18/24	N	–	–	–	–	–	--	–	1.2	–	–	500	–	3.7
MW-78-142	06/13/24	N	–	–	–	–	–	--	–	1.4	–	–	500	–	<1
MW-78-142	05/09/24	N	–	–	–	–	–	--	–	1.2	–	–	490	–	2
MW-78-142	04/11/24	N	–	–	–	–	–	--	–	0.76	–	–	430	–	1.4
MW-78-142	03/14/24	N	–	–	–	–	–	--	–	0.64	–	–	430	–	<2
MW-78-142	02/07/24	N	–	–	–	–	–	--	–	0.73	–	–	440	–	1.3
MW-78-142	01/10/24	N	–	–	–	–	–	--	–	0.83	–	–	460	–	11
MW-78-142	12/13/23	N	–	–	–	–	–	--	–	0.94	–	–	470	–	2.7
MW-78-142	11/09/23	N	–	–	–	–	–	--	–	0.89	–	–	440	–	8.8
MW-78-142	10/13/23	N	–	–	–	–	–	--	–	2	–	–	500	–	0.53
MW-78-142	09/13/23	N	–	–	–	–	–	--	–	2.2	–	–	530	–	0.53
MW-78-142	08/09/23	N	–	–	–	–	–	--	–	3.1	–	–	600	–	1.7
MW-78-142	07/20/23	N	–	–	–	–	–	--	–	2.8	–	–	540	–	1.6
MW-78-142	06/15/23	N	–	–	–	–	–	--	–	2.8	–	–	610	–	<1
MW-78-142	05/11/23	N	–	–	–	–	–	--	–	1.6	–	–	540	–	<1 J
MW-78-142	04/05/23	N	–	–	–	–	–	--	–	3.3	–	–	620	–	1.3
MW-78-142	03/08/23	N	–	–	–	–	–	--	–	7	–	–	610	–	<1
MW-78-142	02/10/23	N	–	–	–	<0.2	–	--	–	3.7	<10	–	650	–	<1
MW-78-142	01/11/23	N	–	–	–	–	–	--	–	4.4	–	–	690	–	<1
MW-78-142	12/07/22	N	–	–	–	–	–	--	–	4.5	–	–	710	–	<1
MW-78-142	11/09/22	N	–	–	–	<0.44 J	–	--	–	4.4	<5	–	710	–	<1
MW-78-142	10/13/22	N	–	–	–	–	–	--	–	6	–	–	760	–	<1
MW-78-142	09/15/22	N	–	–	–	–	–	--	–	7.4	–	–	830	–	<1
MW-78-142	08/11/22	N	–	–	–	<0.2	–	--	–	9	<5	–	840	–	<1
MW-78-142	07/14/22	N	–	–	–	–	–	--	–	8.2	–	–	850	–	<1
MW-78-142	06/14/22	N	–	–	–	0.43	–	--	–	9.3	<5	–	870	–	<1
MW-78-142	05/19/22	N	–	–	–	–	–	--	–	9.6	–	–	910	–	<1
MW-78-142	04/13/22	N	–	–	–	–	–	--	–	9.8	–	–	910	–	<1
MW-78-142	03/10/22	N	–	–	–	<0.2	–	--	–	9.1	–	–	860	–	<1
MW-78-142	02/01/22	N	–	–	–	–	–	--	–	8.6	–	–	890	–	<1
MW-78-142	12/15/21	N	–	–	–	<0.2	–	--	–	–	<5	9.9	900	–	<1

Appendix B
January 2020 to June 2026 Analytical Results
Second Quarter 2026 Quarterly Progress Report
Pacific Gas and Electric Company, Topock Compressor Station, Needles, California

Monitoring Well ID	Sample Date	Sample Type	Dissolved Vanadium (µg/L)	Dissolved Zinc (µg/L)	Alkalinity (mg/L)	Ammonia (as Nitrogen) (mg/L)	Bromide (mg/L)	Chloride (mg/L)	Fluoride (mg/L)	Nitrate (as Nitrogen) (mg/L)	Nitrite (as Nitrogen) (mg/L)	Nitrate/ Nitrite as N (mg/L)	Sulfate (mg/L)	Total Dissolved Solids (mg/L)	Total Organic Carbon (mg/L)
MW-78-142	08/19/21	N	1.9	<10 J	98	<0.2	<5	3,500	3.2	–	–	10	870	7,700	<20
MW-78-142	05/20/21	N	2.1	<10	99	<0.2	<5	3,400	3.5	–	–	9.1	880	7,600	<1
MW-78-142	02/18/21	N	1.8	<10	93	<0.22	<5	3,600	2.9	–	–	9	880	8,000	<1
MW-78-142	12/03/20	N	1.7	<10	100	<0.2	<5	3,400	3.5	–	–	8.7	860	7,600	<1
MW-78-142	08/18/20	N	2.3	<10 J	110	<0.2	<5	3,200	3.2	–	–	9.9	850	7,700	<1
MW-78-142	05/21/20	N	1.9	<10	110	<0.2	<5	3,500	3.2	–	–	8.8	870	8,200	<1 J
MW-78-142	02/19/20	N	1.8	R	93	0.12	<5	3,800	3.3	–	–	8.8	930	8,400	<10 J
MW-78-142	03/12/26	FD	–	–	–	–	–	--	–	<0.5	–	–	380	–	<1
MW-78-142	03/13/25	FD	–	–	–	–	–	--	–	1	–	–	410	–	<1
MW-78-142	04/11/24	FD	–	–	–	–	–	--	–	0.88	–	–	450	–	3.3
MW-78-142	05/11/23	FD	–	–	–	–	–	--	–	1.6	–	–	540	–	2.7 J
MW-78-142	11/09/22	FD	–	–	–	<0.44 J	–	--	–	4.5	<5	–	700	–	<1
MW-78-142	07/14/22	FD	–	–	–	–	–	--	–	8.1	–	–	830	–	<1
MW-78-142	03/10/22	FD	–	–	–	<0.2	–	--	–	9.1	–	–	880	–	<1
MW-78-142	05/20/21	FD	2.1	<10	98	<0.2	<5	3,400	3.2	–	–	9.3	870	7,300	<1
MW-79-058	06/10/26	N	–	–	–	–	–	--	–	<0.5	–	–	320	–	<1
MW-79-058	05/14/26	N	–	–	–	–	–	--	–	0.67	–	–	310	–	1
MW-79-058	04/16/26	N	–	–	–	–	–	--	–	<0.5	–	–	260	–	<1
MW-79-058	03/12/26	N	–	–	–	–	–	--	–	<0.5	–	–	290	–	<1
MW-79-058	02/11/26	N	–	–	–	–	–	--	–	<0.5	–	–	250	–	<1
MW-79-058	01/15/26	N	–	–	–	–	–	--	–	<0.5	–	–	270	–	<1
MW-79-058	12/09/25	N	–	–	–	–	–	--	–	<0.5	–	–	280	–	<1
MW-79-058	11/13/25	N	–	–	–	–	–	--	–	<0.5	–	–	300	–	1.6
MW-79-058	10/22/25	N	–	–	–	–	–	--	–	<0.5	–	–	280	–	1.8
MW-79-058	09/11/25	N	–	–	–	–	–	--	–	<0.5	–	–	270	–	3
MW-79-058	08/14/25	N	–	–	–	–	–	--	–	<0.5	–	–	300	–	1.2
MW-79-058	07/17/25	N	–	–	–	–	–	--	–	<0.5	–	–	270	–	<1
MW-79-058	06/12/25	N	–	–	–	–	–	--	–	<0.5	–	–	310	–	<1
MW-79-058	05/08/25	N	–	–	–	–	–	--	–	<0.5	–	–	290	–	<1
MW-79-058	04/10/25	N	–	–	–	–	–	--	–	<0.5	–	–	310	–	1.1
MW-79-058	03/13/25	N	–	–	–	–	–	--	–	<0.5	–	–	290	–	<1
MW-79-058	02/12/25	N	–	–	–	–	–	--	–	<0.5	–	–	320	–	4.8
MW-79-058	01/16/25	N	–	–	–	–	–	--	–	<0.5	–	–	340	–	5
MW-79-058	12/12/24	N	–	–	–	–	–	--	–	<0.5	–	–	330	–	<1 J
MW-79-058	11/13/24	N	–	–	–	–	–	--	–	<0.5	–	–	330	–	3.4
MW-79-058	10/10/24	N	–	–	–	–	–	--	–	<0.5	–	–	320	–	3
MW-79-058	09/11/24	N	–	–	–	–	–	--	–	<0.5	–	–	340	–	3.2
MW-79-058	08/08/24	N	–	–	–	–	–	--	–	<0.5	–	–	250	–	3.8
MW-79-058	07/18/24	N	–	–	–	–	–	--	–	<0.5	–	–	260	–	1.4
MW-79-058	06/13/24	N	–	–	–	–	–	--	–	<0.5	–	–	240	–	<20
MW-79-058	05/09/24	N	–	–	–	–	–	--	–	<0.5	–	–	260	–	<1
MW-79-058	04/11/24	N	–	–	–	–	–	--	–	<0.5	–	–	330	–	1.6
MW-79-058	03/14/24	N	–	–	–	–	–	--	–	<0.5	–	–	350	–	1.2
MW-79-058	02/07/24	N	–	–	–	–	–	--	–	<0.5	–	–	370	–	1.7
MW-79-058	01/10/24	N	–	–	–	–	–	--	–	<0.5	–	–	380	–	1.5
MW-79-058	12/13/23	N	–	–	–	–	–	--	–	<0.5	–	–	380	–	4.3
MW-79-058	11/09/23	N	–	–	–	–	–	--	–	<0.5	–	–	370	–	<1
MW-79-058	10/12/23	N	–	–	–	–	–	--	–	0.75	–	–	410	–	0.67
MW-79-058	09/13/23	N	–	–	–	–	–	--	–	1.6	–	–	470	–	0.62
MW-79-058	08/09/23	N	–	–	–	–	–	--	–	1	–	–	460	–	<1
MW-79-058	07/20/23	N	–	–	–	–	–	--	–	<0.5	–	–	370	–	<1

Appendix B
January 2020 to June 2026 Analytical Results
Second Quarter 2026 Quarterly Progress Report
Pacific Gas and Electric Company, Topock Compressor Station, Needles, California

Monitoring Well ID	Sample Date	Sample Type	Dissolved Vanadium (µg/L)	Dissolved Zinc (µg/L)	Alkalinity (mg/L)	Ammonia (as Nitrogen) (mg/L)	Bromide (mg/L)	Chloride (mg/L)	Fluoride (mg/L)	Nitrate (as Nitrogen) (mg/L)	Nitrite (as Nitrogen) (mg/L)	Nitrate/ Nitrite as N (mg/L)	Sulfate (mg/L)	Total Dissolved Solids (mg/L)	Total Organic Carbon (mg/L)
MW-79-058	06/15/23	N	–	–	–	–	–	--	–	<0.5	–	–	430	–	<1
MW-79-058	05/11/23	N	–	–	–	–	–	--	–	<0.5	–	–	420	–	2.1 J
MW-79-058	04/05/23	N	–	–	–	–	–	--	–	<0.5	–	–	420	–	1.2
MW-79-058	03/08/23	N	–	–	–	–	–	--	–	<0.5	–	–	400	–	<1
MW-79-058	02/09/23	N	–	–	–	<0.2	–	--	–	<0.5	<5	–	460	–	<1
MW-79-058	01/11/23	N	–	–	–	–	–	--	–	<0.5	–	–	470	–	<1
MW-79-058	12/08/22	N	–	–	–	–	–	--	–	1.1	–	–	530	–	<1
MW-79-058	11/11/22	N	–	–	–	<0.44 J	–	--	–	0.54	<5	–	540	–	<20
MW-79-058	10/13/22	N	–	–	–	–	–	--	–	0.73	–	–	560	–	<1
MW-79-058	09/15/22	N	–	–	–	–	–	--	–	4.2	–	–	510	–	<1
MW-79-058	08/11/22	N	–	–	–	<0.23	–	--	–	6.9	<5	–	460	–	<1
MW-79-058	07/14/22	N	–	–	–	–	–	--	–	7.1	–	–	440	–	<1
MW-79-058	06/14/22	N	–	–	–	<0.2	–	--	–	11	<5	–	410	–	<1
MW-79-058	05/19/22	N	–	–	–	–	–	--	–	11	–	–	410	–	<1
MW-79-058	04/13/22	N	–	–	–	–	–	--	–	10	–	–	400	–	<5
MW-79-058	03/14/22	N	–	–	–	<0.2	–	--	–	9.7	–	–	400	–	<1
MW-79-058	02/01/22	N	–	–	–	–	–	--	–	9.3	–	–	400	–	<1
MW-79-058	12/15/21	N	–	–	–	<0.2	–	--	–	–	<5	11	410	–	<5
MW-79-058	08/19/21	N	3.7	<10 J	190	<0.2	<5	700	<1	–	–	10	410	2,000	<1
MW-79-058	05/20/21	N	3.7	<10	99	<0.2	<5	670	<1	–	–	10	400	1,800	<1
MW-79-058	02/18/21	N	3.7	<10	89	<0.22	<5	710	<1	–	–	10	400	1,900	<10
MW-79-058	12/03/20	N	3.7	<10	86	<0.2	<5	700	1	–	–	10	410	1,900	<1
MW-79-058	08/18/20	N	4.1	<10 J	82	<0.2	<5	690	<1	–	–	10	380	2,100	<1
MW-79-058	05/29/20	N	3.1	R	85	<0.2	<5	510	<1	–	–	4.6	270	1,600	<1
MW-79-058	02/21/20	N	7.4 J	10 J	93	0.03 J	<5	690	<1	–	–	10	380	1,900	<1
MW-79-058	06/10/26	FD	–	–	–	–	–	--	–	<0.5	–	–	310	–	<1
MW-79-058	09/11/25	FD	–	–	–	–	–	--	–	<0.5	–	–	270	–	2
MW-79-058	07/18/24	FD	–	–	–	–	–	--	–	<0.5	–	–	270	–	<1
MW-79-058	02/07/24	FD	–	–	–	–	–	--	–	<0.5	–	–	370	–	2.5
MW-79-058	10/12/23	FD	–	–	–	–	–	--	–	0.77	–	–	410	–	0.75
MW-79-058	08/09/23	FD	–	–	–	–	–	--	–	1	–	–	450	–	1.4
MW-79-058	02/09/23	FD	–	–	–	<0.2	–	--	–	<0.5	<5	–	460	–	<1
MW-79-058	06/14/22	FD	–	–	–	<0.2	–	--	–	11	<5	–	410	–	<1
MW-79-058	08/18/20	FD	4	<10 J	82	<0.2	<5	690	<1	–	–	10	390	2,100	<1
MW-79-058	05/29/20	FD	3	R	83	<0.2	<5	520	<1	–	–	4.5	270	1,500	<10
MW-79-058	02/21/20	FD	1.3 J	<10 J	91	0.05 J	<5	690	<1	–	–	10	380	2,000	<1
MW-79-102	06/10/26	N	–	–	–	–	–	--	–	<0.5	–	–	280	–	<1
MW-79-102	05/14/26	N	–	–	–	–	–	--	–	<0.5	–	–	280	–	<1
MW-79-102	04/16/26	N	–	–	–	–	–	--	–	1.3	–	–	250	–	3.1
MW-79-102	03/12/26	N	–	–	–	–	–	--	–	<0.5	–	–	320	–	1.4
MW-79-102	02/11/26	N	–	–	–	–	–	--	–	<0.5	–	–	290	–	1.2
MW-79-102	01/15/26	N	–	–	–	–	–	--	–	<0.5	–	–	320	–	<1
MW-79-102	12/09/25	N	–	–	–	–	–	--	–	<0.5	–	–	320	–	1.2
MW-79-102	11/13/25	N	–	–	–	–	–	--	–	<0.5	–	–	280	–	14
MW-79-102	10/22/25	N	–	–	–	–	–	--	–	<0.5	–	–	83	–	91
MW-79-102	09/11/25	N	–	–	–	–	–	--	–	<0.5	–	–	270	–	6
MW-79-102	08/14/25	N	–	–	–	–	–	--	–	<0.5	–	–	250	–	5.5
MW-79-102	07/17/25	N	–	–	–	–	–	--	–	<0.5	–	–	280	–	<1
MW-79-102	06/12/25	N	–	–	–	–	–	--	–	<0.25	–	–	290	–	<1
MW-79-102	05/08/25	N	–	–	–	–	–	--	–	0.63	–	–	8.2	–	11
MW-79-102	04/10/25	N	–	–	–	–	–	--	–	<0.5	–	–	300	–	1.7

Appendix B
January 2020 to June 2026 Analytical Results
Second Quarter 2026 Quarterly Progress Report
Pacific Gas and Electric Company, Topock Compressor Station, Needles, California

Monitoring Well ID	Sample Date	Sample Type	Dissolved Vanadium (µg/L)	Dissolved Zinc (µg/L)	Alkalinity (mg/L)	Ammonia (as Nitrogen) (mg/L)	Bromide (mg/L)	Chloride (mg/L)	Fluoride (mg/L)	Nitrate (as Nitrogen) (mg/L)	Nitrite (as Nitrogen) (mg/L)	Nitrate/ Nitrite as N (mg/L)	Sulfate (mg/L)	Total Dissolved Solids (mg/L)	Total Organic Carbon (mg/L)
MW-79-102	03/13/25	N	–	–	–	–	–	--	–	<0.5	–	–	260	–	4.7
MW-79-102	02/12/25	N	–	–	–	–	–	--	–	<0.5	–	–	300	–	6.4
MW-79-102	01/16/25	N	–	–	–	–	–	--	–	<0.5	–	–	310	–	5.2
MW-79-102	12/12/24	N	–	–	–	–	–	--	–	0.91	–	–	300	–	0.357 J
MW-79-102	11/13/24	N	–	–	–	–	–	--	–	<0.5	–	–	290	–	5.2
MW-79-102	10/10/24	N	–	–	–	–	–	--	–	<0.5	–	–	270	–	4.5
MW-79-102	09/11/24	N	–	–	–	–	–	--	–	<0.5	–	–	250	–	5.9
MW-79-102	08/08/24	N	–	–	–	–	–	--	–	<0.5	–	–	290	–	3.7
MW-79-102	07/18/24	N	–	–	–	–	–	--	–	<0.5	–	–	220	–	7.3
MW-79-102	06/13/24	N	–	–	–	–	–	--	–	<0.5	–	–	310	–	0.428 J
MW-79-102	05/09/24	N	–	–	–	–	–	--	–	<0.5	–	–	290	–	2.5
MW-79-102	04/11/24	N	–	–	–	–	–	--	–	<0.5	–	–	290	–	2
MW-79-102	03/14/24	N	–	–	–	–	–	--	–	<0.5	–	–	320	–	9.8
MW-79-102	02/07/24	N	–	–	–	–	–	--	–	1.7	–	–	380	–	1.9
MW-79-102	01/10/24	N	–	–	–	–	–	--	–	<0.5	–	–	380	–	2.6
MW-79-102	12/14/23	N	–	–	–	–	–	--	–	0.54	–	–	390	–	3.6
MW-79-102	12/13/23	N	–	–	–	–	–	--	–	–	–	–	–	–	2.7
MW-79-102	11/09/23	N	–	–	–	–	–	--	–	0.52	–	–	410	–	<1
MW-79-102	10/12/23	N	–	–	–	–	–	--	–	<0.5	–	–	410	–	0.85
MW-79-102	09/13/23	N	–	–	–	–	–	--	–	<0.5	–	–	390	–	2.7
MW-79-102	08/09/23	N	–	–	–	–	–	--	–	0.56	–	–	230	–	1.4
MW-79-102	07/20/23	N	–	–	–	–	–	--	–	0.61	–	–	420	–	1.1
MW-79-102	06/15/23	N	–	–	–	–	–	--	–	<0.5	–	–	390	–	<1
MW-79-102	05/11/23	N	–	–	–	–	–	--	–	<0.5	–	–	700	–	4.7 J
MW-79-102	04/05/23	N	–	–	–	–	–	--	–	<0.5	–	–	380	–	1.3
MW-79-102	03/08/23	N	–	–	–	–	–	--	–	<0.5	–	–	390	–	<1
MW-79-102	02/09/23	N	–	–	–	<0.2	–	--	–	<0.5	<5	–	420	–	<20
MW-79-102	01/11/23	N	–	–	–	–	–	--	–	<0.5	–	–	500	–	<1
MW-79-102	12/08/22	N	–	–	–	–	–	--	–	<0.5	–	–	500	–	<1
MW-79-102	11/11/22	N	–	–	–	<0.44 J	–	--	–	0.53	<5	–	580	–	<1
MW-79-102	10/13/22	N	–	–	–	–	–	--	–	<0.5	–	–	550	–	<1
MW-79-102	09/15/22	N	–	–	–	–	–	--	–	1.5	–	–	620	–	<20
MW-79-102	08/11/22	N	–	–	–	<0.22	–	--	–	3.6	<5	–	660	–	<1
MW-79-102	07/14/22	N	–	–	–	–	–	--	–	2.2	–	–	610	–	<1
MW-79-102	06/14/22	N	–	–	–	<0.2	–	--	–	5	<5	–	660	–	<1
MW-79-102	05/19/22	N	–	–	–	–	–	--	–	7.5	–	–	690	–	<1
MW-79-102	04/13/22	N	–	–	–	–	–	--	–	12	–	–	810	–	<1
MW-79-102	03/14/22	N	–	–	–	<0.2	–	--	–	15	–	–	880	–	<1
MW-79-102	02/01/22	N	–	–	–	–	–	--	–	16	–	–	890	–	<1
MW-79-102	12/15/21	N	–	–	–	<0.2	–	--	–	–	<5	16	870	–	<1
MW-79-102	08/19/21	N	3.4	<10 J	170	<0.2	<5	1,800	2.7	–	–	15	860	4,400	<1
MW-79-102	05/20/21	N	3.2	<10	130	<0.2	<5	2,100	2.9	–	–	17	870	5,200	<1
MW-79-102	02/18/21	N	2.9	<10	130	<0.22	<5	2,200	2.3	–	–	17	900	5,300	<1
MW-79-102	12/03/20	N	2.9	<10	130	<0.2	<5	2,200	2.9	–	–	16	880	5,400	<1
MW-79-102	08/18/20	N	3.5	<10 J	130	<0.2	<5	2,100	2.9	–	–	17	870	5,400	<1
MW-79-102	05/29/20	N	3.1	R	130	<0.2	<5	2,200	2.2	–	–	6.9	880	5,300	<1
MW-79-102	02/21/20	N	2.8	<10 J	110	0.04 J	<5	2,100	2.3	–	–	15	870	5,400	<1
MW-79-102	08/08/24	FD	–	–	–	–	–	--	–	<0.5	–	–	280	–	3.9
MW-79-102	06/15/23	FD	–	–	–	–	–	--	–	<0.5	–	–	390	–	<1
MW-79-102	04/05/23	FD	–	–	–	–	–	--	–	<0.5	–	–	370	–	1.1
MW-79-102	11/11/22	FD	–	–	–	<0.44 J	–	--	–	<0.5	<5	–	580	–	<1

Appendix B
January 2020 to June 2026 Analytical Results
Second Quarter 2026 Quarterly Progress Report
Pacific Gas and Electric Company, Topock Compressor Station, Needles, California

Monitoring Well ID	Sample Date	Sample Type	Dissolved Vanadium (µg/L)	Dissolved Zinc (µg/L)	Alkalinity (mg/L)	Ammonia (as Nitrogen) (mg/L)	Bromide (mg/L)	Chloride (mg/L)	Fluoride (mg/L)	Nitrate (as Nitrogen) (mg/L)	Nitrite (as Nitrogen) (mg/L)	Nitrate/ Nitrite as N (mg/L)	Sulfate (mg/L)	Total Dissolved Solids (mg/L)	Total Organic Carbon (mg/L)
MW-79-102	05/19/22	FD	–	–	–	–	–	--	–	7.5	–	–	700	–	<1
MW-79-102	03/14/22	FD	–	–	–	<0.2	–	--	–	15	–	–	850	–	<1
MW-80-057	06/10/26	N	–	–	–	–	–	--	–	0.56	–	–	310	–	<1
MW-80-057	05/14/26	N	–	–	–	–	–	--	–	<0.5	–	–	290	–	<1
MW-80-057	04/16/26	N	–	–	–	–	–	--	–	<0.5	–	–	300	–	<1
MW-80-057	03/12/26	N	–	–	–	–	–	--	–	<0.5	–	–	320	–	<1
MW-80-057	02/11/26	N	–	–	–	–	–	--	–	<0.5	–	–	290	–	<1
MW-80-057	01/15/26	N	–	–	–	–	–	--	–	<0.5	–	–	300	–	<1
MW-80-057	12/09/25	N	–	–	–	–	–	--	–	<0.5	–	–	290	–	<1
MW-80-057	11/13/25	N	–	–	–	–	–	--	–	<0.5	–	–	290	–	1.2
MW-80-057	10/22/25	N	–	–	–	–	–	--	–	<0.5	–	–	290	–	1.1
MW-80-057	09/10/25	N	–	–	–	–	–	--	–	<0.5	–	–	290	–	<1
MW-80-057	08/14/25	N	–	–	–	–	–	--	–	<0.5	–	–	300	–	2
MW-80-057	07/17/25	N	–	–	–	–	–	--	–	<0.5	–	–	270	–	<1
MW-80-057	06/12/25	N	–	–	–	–	–	--	–	<0.5	–	–	280	–	<1
MW-80-057	05/08/25	N	–	–	–	–	–	--	–	<0.5	–	–	310	–	<1
MW-80-057	04/10/25	N	–	–	–	–	–	--	–	<0.5	–	–	290	–	1.6
MW-80-057	03/13/25	N	–	–	–	–	–	--	–	<0.5	–	–	300	–	1.7
MW-80-057	02/12/25	N	–	–	–	–	–	--	–	<0.5	–	–	290	–	5.2
MW-80-057	01/16/25	N	–	–	–	–	–	--	–	<0.5	–	–	330	–	4.9
MW-80-057	12/12/24	N	–	–	–	–	–	--	–	<0.5	–	–	370	–	<1 J
MW-80-057	11/13/24	N	–	–	–	–	–	--	–	<0.5	–	–	320	–	3.8
MW-80-057	10/10/24	N	–	–	–	–	–	--	–	<0.5	–	–	300	–	3.1
MW-80-057	09/11/24	N	–	–	–	–	–	--	–	<0.5	–	–	330	–	2.8
MW-80-057	08/08/24	N	–	–	–	–	–	--	–	<0.5	–	–	330	–	3.5
MW-80-057	07/18/24	N	–	–	–	–	–	--	–	<0.5	–	–	340	–	1.1
MW-80-057	06/13/24	N	–	–	–	–	–	--	–	<0.5	–	–	250	–	0.408 J
MW-80-057	05/09/24	N	–	–	–	–	–	--	–	<0.5	–	–	220	–	<1
MW-80-057	04/11/24	N	–	–	–	–	–	--	–	<0.5	–	–	250	–	2.5
MW-80-057	03/14/24	N	–	–	–	–	–	--	–	<0.5	–	–	340	–	1.3
MW-80-057	02/07/24	N	–	–	–	–	–	--	–	<0.5	–	–	340	–	1.8
MW-80-057	01/10/24	N	–	–	–	–	–	--	–	<0.5	–	–	330	–	1.8
MW-80-057	12/13/23	N	–	–	–	–	–	--	–	<0.5	–	–	350	–	2.8
MW-80-057	11/09/23	N	–	–	–	–	–	--	–	0.58	–	–	400	–	<1
MW-80-057	10/12/23	N	–	–	–	–	–	--	–	<0.5	–	–	350	–	0.58
MW-80-057	09/13/23	N	–	–	–	–	–	--	–	2.8	–	–	430	–	1.2
MW-80-057	08/09/23	N	–	–	–	–	–	--	–	<0.5	–	–	180	–	1.4
MW-80-057	07/20/23	N	–	–	–	–	–	--	–	1.5	–	–	440	–	1.4
MW-80-057	06/15/23	N	–	–	–	–	–	--	–	1.7	–	–	440	–	<1
MW-80-057	05/11/23	N	–	–	–	–	–	--	–	1.5	–	–	440	–	1.9 J
MW-80-057	04/05/23	N	–	–	–	–	–	--	–	3.4	–	–	440	–	1.1
MW-80-057	03/08/23	N	–	–	–	–	–	--	–	<0.5	–	–	450	–	<1
MW-80-057	02/08/23	N	–	–	–	<0.2	–	--	–	5.8	<5	–	470	–	<1
MW-80-057	01/11/23	N	–	–	–	–	–	--	–	3.3	–	–	500	–	<1
MW-80-057	12/07/22	N	–	–	–	–	–	--	–	7.2	–	–	500	–	1.6
MW-80-057	11/10/22	N	–	–	–	<0.43 J	–	--	–	7.5	<5	–	530	–	<1
MW-80-057	10/13/22	N	–	–	–	–	–	--	–	6.3	–	–	510	–	<1
MW-80-057	09/15/22	N	–	–	–	–	–	--	–	11	–	–	510	–	<1
MW-80-057	08/11/22	N	–	–	–	<0.2	–	--	–	12	<5	–	440	–	<1
MW-80-057	07/14/22	N	–	–	–	–	–	--	–	8.2	–	–	490	–	<1
MW-80-057	06/14/22	N	–	–	–	<0.2	–	--	–	13	<5	–	490	–	<1

Appendix B
January 2020 to June 2026 Analytical Results
Second Quarter 2026 Quarterly Progress Report
Pacific Gas and Electric Company, Topock Compressor Station, Needles, California

Monitoring Well ID	Sample Date	Sample Type	Dissolved Vanadium (µg/L)	Dissolved Zinc (µg/L)	Alkalinity (mg/L)	Ammonia (as Nitrogen) (mg/L)	Bromide (mg/L)	Chloride (mg/L)	Fluoride (mg/L)	Nitrate (as Nitrogen) (mg/L)	Nitrite (as Nitrogen) (mg/L)	Nitrate/ Nitrite as N (mg/L)	Sulfate (mg/L)	Total Dissolved Solids (mg/L)	Total Organic Carbon (mg/L)
MW-80-057	05/18/22	N	–	–	–	–	–	--	–	11	–	–	520	–	<10
MW-80-057	04/12/22	N	–	–	–	–	–	--	–	15	–	–	500	–	<1
MW-80-057	03/14/22	N	–	–	–	<0.2	–	--	–	11	–	–	490	–	<1
MW-80-057	02/01/22	N	–	–	–	–	–	--	–	16	–	–	510	–	<1
MW-80-057	12/15/21	N	–	–	–	<0.2	–	--	–	–	<5	17	520	–	<1
MW-80-057	08/19/21	N	4.3	<10 J	110	<0.2	<2.5	1,300	3.3	–	–	16	490	3,200	<1
MW-80-057	05/20/21	N	4.4	<10	110	<0.2	<2.5	1,300	3	–	–	17	520	3,300	<1
MW-80-057	02/18/21	N	4.5	<10	120	<0.22	<2.5	1,300	2.9	–	–	17	490	3,200	<1
MW-80-057	12/03/20	N	4.3	<10	130	<0.2	<2.5	1,300	3.2	–	–	16	510	3,100	<1
MW-80-057	08/18/20	N	3.5	<10 J	130	0.99	<2.5	1,300	3.1	–	–	17	490	3,200	<1
MW-80-057	05/21/20	N	4.1	<10	120	<0.2	<2.5	1,400	2.8	–	–	22	490	3,400	<1 J
MW-80-057	02/24/20	N	4.3	<10 J	120	0.12	<2.5	1,200	3.5	–	–	16	480	3,200	<1
MW-80-057	05/14/26	FD	–	–	–	–	–	--	–	<0.5	–	–	290	–	<1
MW-80-057	05/08/25	FD	–	–	–	–	–	--	–	<0.5	–	–	310	–	<1
MW-80-057	06/14/22	FD	–	–	–	<0.2	–	--	–	13	<5	–	500	–	<1
MW-80-057	12/03/20	FD	4.3	<10	120	<0.2	<2.5	1,300	3.2	–	–	16	500	3,100	<1
MW-80-082	06/10/26	N	–	–	–	–	–	--	–	<0.5	–	–	290	–	<1
MW-80-082	05/14/26	N	–	–	–	–	–	--	–	<0.5	–	–	200	–	<1
MW-80-082	04/16/26	N	–	–	–	–	–	--	–	<0.5	–	–	280	–	<1
MW-80-082	03/12/26	N	–	–	–	–	–	--	–	<0.5	–	–	320	–	<1
MW-80-082	02/11/26	N	–	–	–	–	–	--	–	<0.5	–	–	290	–	<1
MW-80-082	01/15/26	N	–	–	–	–	–	--	–	<0.5	–	–	280	–	<1
MW-80-082	12/09/25	N	–	–	–	–	–	--	–	<0.5	–	–	250	–	<1
MW-80-082	11/13/25	N	–	–	–	–	–	--	–	<0.5	–	–	270	–	1.2
MW-80-082	10/22/25	N	–	–	–	–	–	--	–	<0.5	–	–	260	–	3
MW-80-082	09/10/25	N	–	–	–	–	–	--	–	<0.5	–	–	280	–	<1
MW-80-082	08/14/25	N	–	–	–	–	–	--	–	<0.5	–	–	260	–	1.4
MW-80-082	07/17/25	N	–	–	–	–	–	--	–	<0.5	–	–	250	–	9.1 J
MW-80-082	06/12/25	N	–	–	–	–	–	--	–	<0.5	–	–	270	–	1.5
MW-80-082	05/08/25	N	–	–	–	–	–	--	–	<0.5	–	–	280	–	9.5
MW-80-082	04/10/25	N	–	–	–	–	–	--	–	<0.5	–	–	280	–	2.4
MW-80-082	03/13/25	N	–	–	–	–	–	--	–	<0.5	–	–	280	–	1.7
MW-80-082	02/12/25	N	–	–	–	–	–	--	–	<0.5	–	–	280	–	5.2
MW-80-082	01/16/25	N	–	–	–	–	–	--	–	<0.5	–	–	320	–	5.6
MW-80-082	12/12/24	N	–	–	–	–	–	--	–	<0.5	–	–	360	–	<1 J
MW-80-082	11/13/24	N	–	–	–	–	–	--	–	<0.5	–	–	320	–	3.6
MW-80-082	10/10/24	N	–	–	–	–	–	--	–	<0.5	–	–	300	–	3.5
MW-80-082	09/11/24	N	–	–	–	–	–	--	–	0.61	–	–	330	–	3.3
MW-80-082	08/08/24	N	–	–	–	–	–	--	–	<0.5	–	–	310	–	4
MW-80-082	07/18/24	N	–	–	–	–	–	--	–	<0.5	–	–	300	–	<1
MW-80-082	06/13/24	N	–	–	–	–	–	--	–	<0.5	–	–	230	–	0.423 J
MW-80-082	05/09/24	N	–	–	–	–	–	--	–	<0.5	–	–	210	–	<1
MW-80-082	04/11/24	N	–	–	–	–	–	--	–	<0.5	–	–	230	–	2.7
MW-80-082	03/14/24	N	–	–	–	–	–	--	–	<0.5	–	–	260	–	<1
MW-80-082	02/07/24	N	–	–	–	–	–	--	–	<0.5	–	–	340	–	2
MW-80-082	01/10/24	N	–	–	–	–	–	--	–	<0.5	–	–	330	–	1.7
MW-80-082	12/13/23	N	–	–	–	–	–	--	–	0.56	–	–	340	–	1.5
MW-80-082	11/09/23	N	–	–	–	–	–	--	–	<0.5	–	–	360	–	9.1
MW-80-082	10/12/23	N	–	–	–	–	–	--	–	<0.5	–	–	360	–	0.69
MW-80-082	09/13/23	N	–	–	–	–	–	--	–	<0.5	–	–	330	–	1.2
MW-80-082	08/09/23	N	–	–	–	–	–	--	–	<0.5	–	–	340	–	1.4

Appendix B
January 2020 to June 2026 Analytical Results
Second Quarter 2026 Quarterly Progress Report
Pacific Gas and Electric Company, Topock Compressor Station, Needles, California

Monitoring Well ID	Sample Date	Sample Type	Dissolved Vanadium (µg/L)	Dissolved Zinc (µg/L)	Alkalinity (mg/L)	Ammonia (as Nitrogen) (mg/L)	Bromide (mg/L)	Chloride (mg/L)	Fluoride (mg/L)	Nitrate (as Nitrogen) (mg/L)	Nitrite (as Nitrogen) (mg/L)	Nitrate/ Nitrite as N (mg/L)	Sulfate (mg/L)	Total Dissolved Solids (mg/L)	Total Organic Carbon (mg/L)
MW-80-082	07/20/23	N	–	–	–	–	–	--	–	<0.5	–	–	360	–	1.6
MW-80-082	06/15/23	N	–	–	–	–	–	--	–	<0.5	–	–	380	–	<1
MW-80-082	05/11/23	N	–	–	–	–	–	--	–	<0.5	–	–	370	–	1.5 J
MW-80-082	04/05/23	N	–	–	–	–	–	--	–	<0.5	–	–	360	–	1.1
MW-80-082	03/08/23	N	–	–	–	–	–	--	–	<0.5	–	–	310	–	1.2
MW-80-082	02/08/23	N	–	–	–	<0.2	–	--	–	<0.5	<5	–	370	–	<1
MW-80-082	01/11/23	N	–	–	–	–	–	--	–	<0.5	–	–	470	–	<20
MW-80-082	12/07/22	N	–	–	–	–	–	--	–	<0.5	–	–	540	–	1.1
MW-80-082	11/10/22	N	–	–	–	<0.43 J	–	--	–	<0.5	<5	–	520	–	<1
MW-80-082	10/13/22	N	–	–	–	–	–	--	–	<0.5	–	–	530	–	<1
MW-80-082	09/15/22	N	–	–	–	–	–	--	–	0.81	–	–	610	–	<1
MW-80-082	08/11/22	N	–	–	–	<0.22	–	--	–	1.2	<5	–	530	–	<1
MW-80-082	07/14/22	N	–	–	–	–	–	--	–	0.59	–	–	550	–	<1
MW-80-082	06/14/22	N	–	–	–	<0.2	–	--	–	4.4	<5	–	560	–	<1
MW-80-082	05/18/22	N	–	–	–	–	–	--	–	1.9	–	–	560	–	<1
MW-80-082	04/12/22	N	–	–	–	–	–	--	–	5.9	–	–	550	–	<1
MW-80-082	03/14/22	N	–	–	–	<0.2	–	--	–	9.4	–	–	580	–	<1
MW-80-082	02/01/22	N	–	–	–	–	–	--	–	10	–	–	550	–	<1
MW-80-082	12/15/21	N	–	–	–	<0.2	–	--	–	–	<5	13	570	–	<1
MW-80-082	08/19/21	N	1.5	<10 J	110	<0.2	<5	2,200	2.7	–	–	14	530	4,800	<1
MW-80-082	05/20/21	N	1.2	<10	95	<0.2	<5	2,600	2.5	–	–	9.9	540	5,600	<1
MW-80-082	02/18/21	N	<1	<10	100	<0.2	<5	2,600	2.4	–	–	11	530	5,800	<1
MW-80-082	12/03/20	N	1	<10	110	<0.2	<5	2,500	2.3	–	–	8.8	520	5,300	<1
MW-80-082	08/18/20	N	1.2	<10 J	100	<0.2	<5	2,400	2.7	–	–	11	500	5,400	<1
MW-80-082	05/21/20	N	1.2	<10	96	<0.2	<5	2,500	2.3	–	–	8.2	480	5,200	<1 J
MW-80-082	02/24/20	N	1.2	<10 J	100	0.13	<5	2,500	2.5	–	–	10	520	5,800	<1
MW-80-082	04/16/26	FD	–	–	–	–	–	--	–	<0.5	–	–	270	–	<1
MW-80-082	01/15/26	FD	–	–	–	–	–	--	–	<0.5	–	–	270	–	<1
MW-80-082	10/22/25	FD	–	–	–	–	–	--	–	<0.5	–	–	260	–	2.5
MW-80-082	07/17/25	FD	–	–	–	–	–	--	–	<0.5	–	–	260	–	5.2 J
MW-80-082	02/12/25	FD	–	–	–	–	–	--	–	<0.5	–	–	290	–	5.4
MW-80-082	01/16/25	FD	–	–	–	–	–	--	–	<0.5	–	–	320	–	5.5
MW-80-082	02/07/24	FD	–	–	–	–	–	--	–	0.7	–	–	340	–	2.3
MW-80-082	12/13/23	FD	–	–	–	–	–	--	–	<0.5	–	–	330	–	1.7
MW-80-082	08/09/23	FD	–	–	–	–	–	--	–	<0.5	–	–	340	–	2.4
MW-80-082	02/08/23	FD	–	–	–	<0.2	–	--	–	<0.5	<5	–	370	–	<1
MW-80-082	10/13/22	FD	–	–	–	–	–	--	–	<0.5	–	–	540	–	<1
MW-80-082	09/15/22	FD	–	–	–	–	–	--	–	0.87	–	–	600	–	<1
MW-80-082	04/12/22	FD	–	–	–	–	–	--	–	6.2	–	–	550	–	<1
MW-80-082	03/14/22	FD	–	–	–	<0.2	–	--	–	9.3	–	–	580	–	<1
MW-80-082	02/01/22	FD	–	–	–	–	–	--	–	10	–	–	550	–	<1
MW-80-082	02/18/21	FD	<1	<10	98	<0.22	<5	2,600	2.3	–	–	9.9	540	5,800	<1
MW-80-082	05/21/20	FD	1.2	<10	97	<0.2	<5	2,600	2.2	–	–	8.3	480	5,400	<1 J
MW-80-082	02/24/20	FD	1.2	<10 J	99	0.08 J	<5	2,500	2.5	–	–	9.8	530	5,600	<1
MW-81-043	06/10/26	N	–	–	–	–	–	--	–	–	–	–	–	–	--
MW-81-043	05/11/26	N	–	–	–	–	–	--	–	<0.5	–	–	420	–	<1
MW-81-043	04/15/26	N	–	–	–	–	–	--	–	–	–	–	–	–	--
MW-81-043	03/10/26	N	–	–	–	–	–	--	–	–	–	–	–	–	--
MW-81-043	02/10/26	N	–	–	–	–	–	--	–	<0.5	–	–	330	–	<1
MW-81-043	01/12/26	N	–	–	–	–	–	--	–	–	–	–	–	–	--
MW-81-043	12/10/25	N	–	–	–	–	–	--	–	–	–	–	–	–	--

Appendix B
January 2020 to June 2026 Analytical Results
Second Quarter 2026 Quarterly Progress Report
Pacific Gas and Electric Company, Topock Compressor Station, Needles, California

Monitoring Well ID	Sample Date	Sample Type	Dissolved Vanadium (µg/L)	Dissolved Zinc (µg/L)	Alkalinity (mg/L)	Ammonia (as Nitrogen) (mg/L)	Bromide (mg/L)	Chloride (mg/L)	Fluoride (mg/L)	Nitrate (as Nitrogen) (mg/L)	Nitrite (as Nitrogen) (mg/L)	Nitrate/ Nitrite as N (mg/L)	Sulfate (mg/L)	Total Dissolved Solids (mg/L)	Total Organic Carbon (mg/L)
MW-81-043	11/12/25	N	–	–	–	–	–	--	–	<0.25	–	–	410	–	1
MW-81-043	10/21/25	N	–	–	–	–	–	--	–	–	–	–	–	–	--
MW-81-043	09/09/25	N	–	–	–	–	–	--	–	–	–	–	–	–	--
MW-81-043	08/14/25	N	–	–	–	–	–	--	–	<0.5	–	–	300	–	<1
MW-81-043	07/16/25	N	–	–	–	–	–	--	–	–	–	–	–	–	--
MW-81-043	06/09/25	N	–	–	–	–	–	--	–	–	–	–	–	–	--
MW-81-043	05/07/25	N	–	–	–	–	–	--	–	<0.5	–	–	420	–	<1
MW-81-043	04/08/25	N	–	–	–	–	–	--	–	<0.5	–	–	410	–	<1
MW-81-043	03/11/25	N	–	–	–	–	–	--	–	<0.5	–	–	370	–	<1
MW-81-043	02/10/25	N	–	–	–	–	–	--	–	<0.5	–	–	320	–	5
MW-81-043	01/13/25	N	–	–	–	–	–	--	–	<0.5	–	–	340	–	4.5
MW-81-043	12/09/24	N	–	–	–	–	–	--	–	<0.5	–	–	350	–	<1
MW-81-043	11/14/24	N	–	–	–	–	–	--	–	<0.5	–	–	390	–	2.3
MW-81-043	10/09/24	N	–	–	–	–	–	--	–	<0.5	–	–	370	–	2
MW-81-043	09/12/24	N	–	–	–	–	–	--	–	<0.5	–	–	380	–	<2
MW-81-043	08/07/24	N	–	–	–	–	–	--	–	<0.5	–	–	370	–	2.8
MW-81-043	07/17/24	N	–	–	–	–	–	--	–	<0.5	–	–	330	–	<1
MW-81-043	06/12/24	N	–	–	–	–	–	--	–	<0.5	–	–	340	–	<1
MW-81-043	05/08/24	N	–	–	–	–	–	--	–	<0.5	–	–	330	–	<1
MW-81-043	04/10/24	N	–	–	–	–	–	--	–	<0.5	–	–	370	–	2.9
MW-81-043	03/13/24	N	–	–	–	–	–	--	–	0.72	–	–	350	–	1.4
MW-81-043	02/08/24	N	–	–	–	–	–	--	–	<0.5	–	–	360	–	2.9
MW-81-043	01/10/24	N	–	–	–	–	–	--	–	<0.5	–	–	370	–	3.2
MW-81-043	12/12/23	N	–	–	–	–	–	--	–	0.52	–	–	360	–	2.7
MW-81-043	11/08/23	N	–	–	–	–	–	--	–	<0.5	–	–	340	–	<1
MW-81-043	10/10/23	N	–	–	–	–	–	--	–	<0.5	–	–	290	–	0.48
MW-81-043	09/13/23	N	–	–	–	–	–	--	–	<0.5	–	–	310	–	0.62
MW-81-043	08/10/23	N	–	–	–	–	–	--	–	<0.5	–	–	680	–	0.79 J
MW-81-043	07/21/23	N	–	–	–	–	–	--	–	<0.5	–	–	280	–	1.2
MW-81-043	06/13/23	N	–	–	–	–	–	--	–	<0.5	–	–	300	–	3.7
MW-81-043	05/10/23	N	–	–	–	–	–	--	–	<0.5	–	–	370	–	<1
MW-81-043	04/04/23	N	–	–	–	–	–	--	–	<0.5	–	–	460	–	<1
MW-81-043	03/07/23	N	–	–	–	–	–	--	–	<0.5	–	–	390	–	<1
MW-81-043	02/07/23	N	–	–	–	–	–	--	–	0.69	–	–	270	–	<1
MW-81-043	01/11/23	N	–	–	–	–	–	--	–	1.2	–	–	270	–	<1
MW-81-043	12/06/22	N	–	–	–	–	–	--	–	1.2	–	–	300	–	<1
MW-81-043	11/08/22	N	–	–	–	–	–	--	–	1.7 J	–	–	290	–	<1
MW-81-043	10/11/22	N	–	–	–	–	–	--	–	1.3	–	–	300	–	<1
MW-81-043	09/13/22	N	–	–	–	–	–	--	–	1.7	–	–	330	–	<1
MW-81-043	08/10/22	N	–	–	–	–	–	--	–	<0.5	–	–	460	–	<10
MW-81-043	07/12/22	N	–	–	–	–	–	--	–	1.2	–	–	350	–	<1
MW-81-043	06/16/22	N	–	–	–	–	–	--	–	0.98	–	–	380	–	<1
MW-81-043	05/06/22	N	–	–	–	–	–	--	–	0.98	–	–	–	–	<1
MW-81-043	03/01/22	N	–	–	–	–	–	--	–	0.99	–	–	–	–	<1
MW-81-043	12/13/21	N	–	–	–	–	–	--	–	–	–	0.48	–	–	<1
MW-81-043	08/17/21	N	10	<10	180	<0.2	<5	2,000	3.8	–	–	0.53	480	4,400	<1
MW-81-043	05/18/21	N	12	<10 J	170	<0.2	<5	1,900	4.1	–	–	0.57	450	4,000	<1
MW-81-043	02/24/21	N	14	<10 J	120	<0.2	<5	1,800	4.8	–	–	0.63	390	3,600	<1
MW-81-043	12/03/20	N	8.6	14	150	<0.2	<5	1,900	4.9	–	–	0.62	450	4,100	<1
MW-81-043	08/18/20	N	5.7	<10 J	170	<0.2	<5	1,900	4.5	–	–	0.53	440	4,500	<1
MW-81-043	05/21/20	N	7.3	<10	160	<0.2	<5	2,000	4	–	–	0.62	430	4,600	<1 J

Appendix B
January 2020 to June 2026 Analytical Results
Second Quarter 2026 Quarterly Progress Report
Pacific Gas and Electric Company, Topock Compressor Station, Needles, California

Monitoring Well ID	Sample Date	Sample Type	Dissolved Vanadium (µg/L)	Dissolved Zinc (µg/L)	Alkalinity (mg/L)	Ammonia (as Nitrogen) (mg/L)	Bromide (mg/L)	Chloride (mg/L)	Fluoride (mg/L)	Nitrate (as Nitrogen) (mg/L)	Nitrite (as Nitrogen) (mg/L)	Nitrate/ Nitrite as N (mg/L)	Sulfate (mg/L)	Total Dissolved Solids (mg/L)	Total Organic Carbon (mg/L)
MW-81-043	04/21/20	N	7.5	<10 J	130	0.11	<5	1,900	3.7	--	--	0.85	440	4,300	<10
MW-81-043	03/18/20	N	4.8	<10 J	410	0.13	<5	1,700	3.7	--	--	0.64	350	3,800	<1 J
MW-81-043	02/18/20	N	6.1	<10 J	130	0.07 J	<5	1,700	<1	--	--	0.68	340	3,600	<1 J
MW-81-043	01/28/20	N	4.7	R	120	0.08 J	<5	1,800	4	--	--	0.74	360	3,800	<1 J
MW-81-043	01/08/20	N	--	--	--	--	--	--	--	--	--	--	--	--	--
MW-81-043	06/09/25	FD	--	--	--	--	--	--	--	--	--	--	--	--	--
MW-81-043	12/09/24	FD	--	--	--	--	--	--	--	<0.5	--	--	350	--	<1
MW-81-043	03/13/24	FD	--	--	--	--	--	--	--	<0.5	--	--	360	--	1.1
MW-81-043	09/13/23	FD	--	--	--	--	--	--	--	<0.5	--	--	310	--	0.62
MW-81-098	06/10/26	N	--	--	--	--	--	--	--	--	--	--	--	--	--
MW-81-098	05/11/26	N	--	--	--	--	--	--	--	<0.5	--	--	320	--	<1
MW-81-098	04/15/26	N	--	--	--	--	--	--	--	--	--	--	--	--	--
MW-81-098	03/10/26	N	--	--	--	--	--	--	--	--	--	--	--	--	--
MW-81-098	02/10/26	N	--	--	--	--	--	--	--	<0.5	--	--	310	--	<1
MW-81-098	01/12/26	N	--	--	--	--	--	--	--	--	--	--	--	--	--
MW-81-098	12/10/25	N	--	--	--	--	--	--	--	--	--	--	--	--	--
MW-81-098	11/12/25	N	--	--	--	--	--	--	--	<0.25	--	--	380	--	1.2
MW-81-098	10/20/25	N	--	--	--	--	--	--	--	--	--	--	--	--	--
MW-81-098	09/09/25	N	--	--	--	--	--	--	--	--	--	--	--	--	--
MW-81-098	08/14/25	N	--	--	--	--	--	--	--	<0.5	--	--	320	--	<1
MW-81-098	07/16/25	N	--	--	--	--	--	--	--	--	--	--	--	--	--
MW-81-098	06/09/25	N	--	--	--	--	--	--	--	--	--	--	--	--	--
MW-81-098	05/07/25	N	--	--	--	--	--	--	--	<0.5	--	--	350	--	<1
MW-81-098	04/08/25	N	--	--	--	--	--	--	--	<0.5	--	--	370	--	<1
MW-81-098	03/11/25	N	--	--	--	--	--	--	--	<0.5	--	--	380	--	<1
MW-81-098	02/10/25	N	--	--	--	--	--	--	--	<0.5	--	--	390	--	<1
MW-81-098	01/13/25	N	--	--	--	--	--	--	--	<0.5	--	--	430	--	2
MW-81-098	12/09/24	N	--	--	--	--	--	--	--	<0.5	--	--	450	--	<1
MW-81-098	11/14/24	N	--	--	--	--	--	--	--	0.52	--	--	530	--	1.8
MW-81-098	10/09/24	N	--	--	--	--	--	--	--	0.58	--	--	530	--	1.6
MW-81-098	09/12/24	N	--	--	--	--	--	--	--	1.1	--	--	590	--	10
MW-81-098	08/07/24	N	--	--	--	--	--	--	--	0.85	--	--	600	--	2.6
MW-81-098	07/17/24	N	--	--	--	--	--	--	--	0.74	--	--	540	--	3.3
MW-81-098	06/12/24	N	--	--	--	--	--	--	--	<0.5	--	--	410	--	<1
MW-81-098	05/08/24	N	--	--	--	--	--	--	--	<0.5	--	--	450	--	<1
MW-81-098	04/10/24	N	--	--	--	--	--	--	--	<0.5	--	--	520	--	2.3
MW-81-098	03/13/24	N	--	--	--	--	--	--	--	<0.5	--	--	490	--	<1
MW-81-098	02/08/24	N	--	--	--	--	--	--	--	0.85	--	--	580	--	2.9
MW-81-098	01/10/24	N	--	--	--	--	--	--	--	1.1	--	--	630	--	1.1
MW-81-098	12/12/23	N	--	--	--	--	--	--	--	1	--	--	640	--	1.9
MW-81-098	11/08/23	N	--	--	--	--	--	--	--	0.84	--	--	660	--	<1
MW-81-098	10/10/23	N	--	--	--	--	--	--	--	0.55	--	--	610	--	0.53
MW-81-098	09/13/23	N	--	--	--	--	--	--	--	0.54	--	--	620	--	0.53
MW-81-098	08/10/23	N	--	--	--	--	--	--	--	<0.5	--	--	300	--	0.94 J
MW-81-098	07/21/23	N	--	--	--	--	--	--	--	0.66	--	--	700	--	<1
MW-81-098	06/13/23	N	--	--	--	--	--	--	--	<0.5	--	--	730	--	2.6
MW-81-098	05/10/23	N	--	--	--	--	--	--	--	0.53	--	--	720	--	<1
MW-81-098	04/04/23	N	--	--	--	--	--	--	--	0.52	--	--	740	--	1.2
MW-81-098	03/07/23	N	--	--	--	--	--	--	--	0.52	--	--	680	--	<1
MW-81-098	02/07/23	N	--	--	--	--	--	--	--	0.71	--	--	700	--	<1
MW-81-098	01/11/23	N	--	--	--	--	--	--	--	0.64	--	--	640	--	<1

Appendix B
January 2020 to June 2026 Analytical Results
Second Quarter 2026 Quarterly Progress Report
Pacific Gas and Electric Company, Topock Compressor Station, Needles, California

Monitoring Well ID	Sample Date	Sample Type	Dissolved Vanadium (µg/L)	Dissolved Zinc (µg/L)	Alkalinity (mg/L)	Ammonia (as Nitrogen) (mg/L)	Bromide (mg/L)	Chloride (mg/L)	Fluoride (mg/L)	Nitrate (as Nitrogen) (mg/L)	Nitrite (as Nitrogen) (mg/L)	Nitrate/ Nitrite as N (mg/L)	Sulfate (mg/L)	Total Dissolved Solids (mg/L)	Total Organic Carbon (mg/L)
MW-81-098	12/06/22	N	–	–	–	–	–	--	–	0.81	–	–	720	–	<1
MW-81-098	11/08/22	N	–	–	–	–	–	--	–	1.1 J	–	–	730	–	<1
MW-81-098	10/11/22	N	–	–	–	–	–	--	–	0.81	–	–	740	–	<1
MW-81-098	09/13/22	N	–	–	–	–	–	--	–	0.87	–	–	650	–	<20
MW-81-098	08/10/22	N	–	–	–	–	–	--	–	<0.5	–	–	580	–	<1
MW-81-098	07/12/22	N	–	–	–	–	–	--	–	0.82	–	–	680	–	<1
MW-81-098	06/16/22	N	–	–	–	–	–	--	–	0.94	–	–	660	–	<1
MW-81-098	05/06/22	N	–	–	–	–	–	--	–	<0.5	–	–	–	–	<1
MW-81-098	03/01/22	N	–	–	–	–	–	--	–	0.94	–	–	–	–	<1
MW-81-098	12/13/21	N	–	–	–	–	–	--	–	–	–	0.58	–	–	<1
MW-81-098	08/17/21	N	4.4	<10	170	<0.2	<5	2,300	2.4	–	–	0.53	580	5,000	<1
MW-81-098	05/18/21	N	4.5	<10 J	180	<0.22	<5	2,300	2.5	–	–	0.53	570	5,000	<20
MW-81-098	02/24/21	N	4.8	<10 J	170	<0.2	<5	2,300	2.9	–	–	0.51	570	5,200	<20
MW-81-098	12/03/20	N	4.3	<10	180	<0.2	<5	2,300	2.5	–	–	0.48	580	5,100	<1
MW-81-098	08/18/20	N	4.1	<10 J	180	<0.2	<5	2,200	2.5	–	–	0.38	560	5,300	<1
MW-81-098	05/21/20	N	2.8	<10	170	<0.2	<5	2,300	2.3	–	–	0.31	570	5,200	<1 J
MW-81-098	04/21/20	N	2.8	<10 J	180	0.06 J	<5	2,500	2.3	–	–	0.25	600	5,200	<1
MW-81-098	03/18/20	N	2.4	<10 J	170	0.14	<5	2,300	1.7	–	–	0.4	590	5,200	<1 J
MW-81-098	02/18/20	N	2.8	<10 J	160	0.08 J	<5	2,400	3	–	–	0.33	580	5,200	<1 J
MW-81-098	01/28/20	N	1.7	R	160	0.06 J	<5	2,500	2.4	–	–	0.22	590	5,300	<1 J
MW-81-098	02/10/26	FD	–	–	–	–	–	--	–	0.64	–	–	310	–	<1
MW-81-098	11/12/25	FD	–	–	–	–	–	--	–	<0.25	–	–	380	–	<1
MW-81-098	08/14/25	FD	–	–	–	–	–	--	–	<0.5	–	–	320	–	<1
MW-81-098	03/11/25	FD	–	–	–	–	–	--	–	<0.5	–	–	370	–	<1
MW-81-098	11/14/24	FD	–	–	–	–	–	--	–	<2.5	–	–	520	–	<1
MW-81-098	05/08/24	FD	–	–	–	–	–	--	–	<0.5	–	–	450	–	<1
MW-81-098	08/17/21	FD	4.1	<10	180	<0.2	<5	2,300	2.6	–	–	0.45	570	5,200	<1
MW-81-098	08/18/20	FD	3.7	<10 J	170	<0.2	<5	2,300	2.8	–	–	0.36	550	5,200	<1
MW-82-046	06/18/26	N	–	–	–	–	–	--	–	<0.25	–	–	–	–	17
MW-82-046	02/16/26	N	–	–	–	–	–	--	–	<0.25	–	–	–	–	9.5
MW-82-046	11/17/25	N	–	–	–	–	–	--	–	<0.25	–	–	–	–	9.9
MW-82-046	08/18/25	N	–	–	–	–	–	--	–	<0.5	–	–	–	–	16
MW-82-046	05/06/25	N	–	–	–	–	–	--	–	<0.5	–	–	–	–	20
MW-82-046	02/11/25	N	–	–	–	–	–	--	–	<0.5	–	–	2,000	–	27
MW-82-046	01/14/25	N	–	–	–	–	–	--	–	<0.5	–	–	2,100	–	33 J
MW-82-046	12/11/24	N	–	–	–	–	–	--	–	<0.5	–	–	2,000	–	10.7
MW-82-046	11/12/24	N	–	–	–	–	–	--	–	<0.5	–	–	2,100	–	22
MW-82-046	10/09/24	N	–	–	–	–	–	--	–	<0.5	–	–	1,700	–	47
MW-82-046	09/11/24	N	–	–	–	–	–	--	–	<0.5	–	–	1,900	–	34
MW-82-046	08/07/24	N	–	–	–	–	–	--	–	<0.5	–	–	1,600	–	32
MW-82-046	07/17/24	N	–	–	–	–	–	--	–	<0.5	–	–	1,300	–	26
MW-82-046	06/12/24	N	–	–	–	–	–	--	–	<0.5	–	–	1,300	–	21.2
MW-82-046	05/07/24	N	–	–	–	–	–	--	–	<0.5	–	–	1,500	–	9.84
MW-82-046	04/09/24	N	–	–	–	–	–	--	–	<0.5	–	–	1,700	–	21 J
MW-82-046	03/13/24	N	–	–	–	–	–	--	–	<0.5	–	–	1,800	–	31
MW-82-046	02/06/24	N	–	–	–	–	–	--	–	<0.5	–	–	2,000	–	30
MW-82-046	01/09/24	N	–	–	–	–	–	--	–	<0.5	–	–	2,100	–	28
MW-82-046	12/12/23	N	–	–	–	–	–	--	–	<0.5	–	–	1,900	–	22
MW-82-046	11/07/23	N	–	–	–	–	–	--	–	<0.5	–	–	1,900	–	36
MW-82-046	10/10/23	N	–	–	–	–	–	--	–	<0.5	–	–	1,600	–	22
MW-82-046	09/13/23	N	–	–	–	–	–	--	–	<0.5	–	–	1,800	–	20

Appendix B
January 2020 to June 2026 Analytical Results
Second Quarter 2026 Quarterly Progress Report
Pacific Gas and Electric Company, Topock Compressor Station, Needles, California

Monitoring Well ID	Sample Date	Sample Type	Dissolved Vanadium (µg/L)	Dissolved Zinc (µg/L)	Alkalinity (mg/L)	Ammonia (as Nitrogen) (mg/L)	Bromide (mg/L)	Chloride (mg/L)	Fluoride (mg/L)	Nitrate (as Nitrogen) (mg/L)	Nitrite (as Nitrogen) (mg/L)	Nitrate/ Nitrite as N (mg/L)	Sulfate (mg/L)	Total Dissolved Solids (mg/L)	Total Organic Carbon (mg/L)
MW-82-046	08/08/23	N	–	–	–	–	–	--	–	<0.5	–	–	1,600	–	19 J
MW-82-046	07/18/23	N	–	–	–	–	–	--	–	<0.5	–	–	1,500	–	25
MW-82-046	06/13/23	N	–	–	–	–	–	--	–	<0.5	–	–	1,600	–	24
MW-82-046	05/10/23	N	–	–	–	–	–	--	–	<0.5	–	–	1,600	–	16 J
MW-82-046	04/04/23	N	–	–	–	–	–	--	–	<0.5	–	–	1,800	–	14
MW-82-046	03/08/23	N	–	–	–	–	–	--	–	<0.5	–	–	2,000	–	2.1
MW-82-046	02/07/23	N	–	–	–	–	–	--	–	<0.5	–	–	1,800	–	1.5
MW-82-046	01/10/23	N	–	–	–	–	–	--	–	<0.5	–	–	1,700	–	1.5
MW-82-046	12/05/22	N	–	–	–	–	–	--	–	<0.5	–	–	1,600	–	<20
MW-82-046	11/08/22	N	–	–	–	–	–	--	–	<0.5	–	–	1,600	–	2
MW-82-046	10/11/22	N	–	–	–	–	–	--	–	<0.5	–	–	1,500	–	1.9
MW-82-046	09/13/22	N	–	–	–	–	–	--	–	<0.5	–	–	1,400	–	1.6
MW-82-046	08/10/22	N	–	–	–	–	–	--	–	<0.5	–	–	1,600	–	2.2
MW-82-046	07/12/22	N	–	–	–	–	–	--	–	<0.5	–	–	1,600	–	7
MW-82-046	06/16/22	N	–	–	–	–	–	--	–	<0.5	–	–	1,200	–	1.8
MW-82-046	05/02/22	N	–	–	–	–	–	--	–	<0.5	–	–	–	–	2.8
MW-82-046	03/01/22	N	–	–	–	–	–	--	–	<0.5	–	–	–	–	3.4
MW-82-046	12/16/21	N	–	–	–	–	–	--	–	–	–	<0.1	–	–	1.8
MW-82-046	08/17/21	N	1.8	<10	1,100	6.5	<5	2,300	2.6	–	–	<0.1	1,500	7,100	<20
MW-82-046	05/18/21	N	1.9	<10 J	1,200	5.4	<5	2,800	4.1	–	–	0.15	1,500	8,400	2
MW-82-046	02/25/21	N	2.6	<10 J	1,200	8.2	<2.5	3,100	2.3	–	–	0.29	1,900	9,600	2.1
MW-82-046	12/01/20	N	1.3	<10	980	5.3	<2.5	2,000	2.3	–	–	<0.1	1,500	7,200	2.1
MW-82-046	08/25/20	N	2.3	<10 J	1,300	6.8	<2.5	2,600	2.1	–	–	0.19	1,600	8,300	3.5
MW-82-046	05/28/20	N	2.1	<10 J	1,200	6.2	2.6	3,100	4.4 J	–	–	0.058 J	1,500	9,400	2.3 J
MW-82-046	02/27/20	N	2.5	<10	1,300	7.7	2.7	3,400	2.4	–	–	<0.1	1,900	11,000	<10
MW-82-046	12/05/22	FD	–	–	–	–	–	--	–	<0.5	–	–	1,600	–	1.6
MW-82-046	05/02/22	FD	–	–	–	–	–	--	–	<0.5	–	–	–	–	2.7
MW-82-046	12/16/21	FD	–	–	–	–	–	--	–	–	–	<0.1	–	–	1.8
MW-82-112	06/18/26	N	–	–	–	–	–	--	–	<0.25	–	–	–	–	<1
MW-82-112	02/16/26	N	–	–	–	–	–	--	–	<0.25	–	–	–	–	1
MW-82-112	11/17/25	N	–	–	–	–	–	--	–	<0.25	–	–	–	–	1.6
MW-82-112	08/18/25	N	–	–	–	–	–	--	–	<0.5	–	–	390	–	2.2
MW-82-112	05/06/25	N	–	–	–	–	–	--	–	0.55	–	–	–	–	<1
MW-82-112	02/11/25	N	–	–	–	–	–	--	–	<0.5	–	–	–	–	4
MW-82-112	11/12/24	N	–	–	–	–	–	--	–	1	–	–	720	–	<1
MW-82-112	08/07/24	N	–	–	–	–	–	--	–	0.72	–	–	660	–	1.9
MW-82-112	05/07/24	N	–	–	–	–	–	--	–	0.79	–	–	650	–	<1
MW-82-112	02/06/24	N	–	–	–	–	–	--	–	1.3	–	–	–	–	1.1
MW-82-112	11/07/23	N	–	–	–	–	–	--	–	1.2	–	–	710	–	<1
MW-82-112	08/08/23	N	–	–	–	–	–	--	–	1.1	–	–	670	–	1 J
MW-82-112	05/10/23	N	–	–	–	–	–	--	–	<0.5	–	–	670	–	1 J
MW-82-112	04/04/23	N	–	–	–	–	–	--	–	1.2	–	–	780	–	1
MW-82-112	03/08/23	N	–	–	–	–	–	--	–	0.92	–	–	690	–	<1
MW-82-112	02/07/23	N	–	–	–	–	–	--	–	1.4	–	–	720	–	<1
MW-82-112	01/10/23	N	–	–	–	–	–	--	–	0.9	–	–	660	–	<1
MW-82-112	12/05/22	N	–	–	–	–	–	--	–	1.1 J	–	–	740	–	<1
MW-82-112	11/08/22	N	–	–	–	–	–	--	–	1.8 J	–	–	740	–	<20
MW-82-112	10/11/22	N	–	–	–	–	–	--	–	1	–	–	740	–	<1
MW-82-112	09/13/22	N	–	–	–	–	–	--	–	0.92	–	–	670	–	<1
MW-82-112	08/10/22	N	–	–	–	–	–	--	–	0.61	–	–	630	–	<1
MW-82-112	07/12/22	N	–	–	–	–	–	--	–	0.91	–	–	710	–	<1

Appendix B
January 2020 to June 2026 Analytical Results
Second Quarter 2026 Quarterly Progress Report
Pacific Gas and Electric Company, Topock Compressor Station, Needles, California

Monitoring Well ID	Sample Date	Sample Type	Dissolved Vanadium (µg/L)	Dissolved Zinc (µg/L)	Alkalinity (mg/L)	Ammonia (as Nitrogen) (mg/L)	Bromide (mg/L)	Chloride (mg/L)	Fluoride (mg/L)	Nitrate (as Nitrogen) (mg/L)	Nitrite (as Nitrogen) (mg/L)	Nitrate/ Nitrite as N (mg/L)	Sulfate (mg/L)	Total Dissolved Solids (mg/L)	Total Organic Carbon (mg/L)
MW-82-112	06/16/22	N	–	–	–	–	–	--	–	1.1	–	–	710	–	<1
MW-82-112	05/02/22	N	–	–	–	–	–	--	–	0.58	–	–	–	–	<1
MW-82-112	03/01/22	N	–	–	–	–	–	--	–	0.6	–	–	–	–	<1
MW-82-112	12/16/21	N	–	–	–	–	–	--	–	–	–	0.72	–	–	<1
MW-82-112	08/17/21	N	6.6	<10	100	<0.2	<5	2,300	2.8	–	–	0.62	590	4,900	<1
MW-82-112	05/18/21	N	6.3	<10 J	130	<0.2	<5	2,100	2.5	–	–	0.51	530	4,500	<1
MW-82-112	02/25/21	N	7.3	<10 J	89	<0.2	<5	2,400	3.4	–	–	0.76	630	5,200	<20
MW-82-112	12/01/20	N	6.5	<10	93	<0.2	<5	2,400	3.3	–	–	0.74	610	5,700	<20
MW-82-112	08/25/20	N	6.8	<10 J	100	<0.2	<5	2,300	3.2	–	–	0.68	580	5,200	<1
MW-82-112	05/28/20	N	4.8	<10 J	120	<0.2	<5	2,300	2.5 J	–	–	0.29 J	550	4,900	<1
MW-82-112	02/27/20	N	5.6	<10	82	0.12	<5	2,400	3	–	–	0.63	660	5,300	<1
MW-82-112	11/07/23	FD	–	–	–	–	–	--	–	1.3	–	–	710	–	<1
MW-82-112	10/11/22	FD	–	–	–	–	–	--	–	1.1	–	–	730	–	<1
MW-82-168	06/18/26	N	–	–	–	–	–	--	–	<0.25	–	–	–	–	<1
MW-82-168	02/16/26	N	–	–	–	–	–	--	–	<0.25	–	–	320	–	<1
MW-82-168	11/17/25	N	–	–	–	–	–	--	–	<0.25	–	–	–	–	<1
MW-82-168	08/18/25	N	–	–	–	–	–	--	–	<0.5	–	–	–	–	1.4
MW-82-168	05/06/25	N	–	–	–	–	–	--	–	<0.5	–	–	–	–	<1
MW-82-168	02/11/25	N	–	–	–	–	–	--	–	<0.5	–	–	300	–	4.8
MW-82-168	01/14/25	N	–	–	–	–	–	--	–	<0.5	–	–	300	–	2.2 J
MW-82-168	12/11/24	N	–	–	–	–	–	--	–	<0.5	–	–	320	–	0.642 J
MW-82-168	11/12/24	N	–	–	–	–	–	--	–	<0.5	–	–	360	–	2
MW-82-168	10/09/24	N	–	–	–	–	–	--	–	<0.5	–	–	350	–	<1
MW-82-168	09/11/24	N	–	–	–	–	–	--	–	<0.5	–	–	370	–	2.9
MW-82-168	08/07/24	N	–	–	–	–	–	--	–	<0.5	–	–	360	–	3.2
MW-82-168	07/17/24	N	–	–	–	–	–	--	–	<0.5	–	–	340	–	<1
MW-82-168	06/12/24	N	–	–	–	–	–	--	–	<0.5	–	–	350	–	<1
MW-82-168	05/07/24	N	–	–	–	–	–	--	–	<0.5	–	–	370	–	<1
MW-82-168	04/09/24	N	–	–	–	–	–	--	–	<0.5	–	–	380	–	3.5 J
MW-82-168	03/13/24	N	–	–	–	–	–	--	–	<0.5	–	–	380	–	2
MW-82-168	02/06/24	N	–	–	–	–	–	--	–	<0.5	–	–	370	–	1.7
MW-82-168	01/09/24	N	–	–	–	–	–	--	–	<0.5	–	–	370	–	<1
MW-82-168	12/12/23	N	–	–	–	–	–	--	–	<0.5	–	–	360	–	<1
MW-82-168	11/07/23	N	–	–	–	–	–	--	–	<0.5	–	–	370	–	<1
MW-82-168	10/10/23	N	–	–	–	–	–	--	–	<0.5	–	–	280	–	0.68
MW-82-168	09/13/23	N	–	–	–	–	–	--	–	<0.5	–	–	250	–	0.51
MW-82-168	08/08/23	N	–	–	–	–	–	--	–	<0.5	–	–	240	–	0.74 J
MW-82-168	07/18/23	N	–	–	–	–	–	--	–	<0.5	–	–	250	–	2.1
MW-82-168	06/13/23	N	–	–	–	–	–	--	–	<0.5	–	–	290	–	1.1
MW-82-168	05/10/23	N	–	–	–	–	–	--	–	<0.5	–	–	320	–	1 J
MW-82-168	04/04/23	N	–	–	–	–	–	--	–	<0.5	–	–	400	–	1.2
MW-82-168	03/08/23	N	–	–	–	–	–	--	–	<0.5	–	–	450	–	<1
MW-82-168	02/07/23	N	–	–	–	–	–	--	–	<0.5	–	–	440	–	<1
MW-82-168	01/10/23	N	–	–	–	–	–	--	–	<0.5	–	–	450	–	<1
MW-82-168	12/05/22	N	–	–	–	–	–	--	–	<0.5	–	–	500	–	<1
MW-82-168	11/08/22	N	–	–	–	–	–	--	–	<0.5	–	–	540	–	<1
MW-82-168	10/11/22	N	–	–	–	–	–	--	–	<0.5	–	–	560	–	<1
MW-82-168	09/13/22	N	–	–	–	–	–	--	–	<0.5	–	–	570	–	<1
MW-82-168	08/10/22	N	–	–	–	–	–	--	–	<0.5	–	–	520	–	<1
MW-82-168	07/12/22	N	–	–	–	–	–	--	–	<0.5	–	–	550	–	<1
MW-82-168	06/16/22	N	–	–	–	–	–	--	–	<0.5	–	–	570	–	<1

Appendix B
January 2020 to June 2026 Analytical Results
Second Quarter 2026 Quarterly Progress Report
Pacific Gas and Electric Company, Topock Compressor Station, Needles, California

Monitoring Well ID	Sample Date	Sample Type	Dissolved Vanadium (µg/L)	Dissolved Zinc (µg/L)	Alkalinity (mg/L)	Ammonia (as Nitrogen) (mg/L)	Bromide (mg/L)	Chloride (mg/L)	Fluoride (mg/L)	Nitrate (as Nitrogen) (mg/L)	Nitrite (as Nitrogen) (mg/L)	Nitrate/ Nitrite as N (mg/L)	Sulfate (mg/L)	Total Dissolved Solids (mg/L)	Total Organic Carbon (mg/L)
MW-82-168	05/02/22	N	–	–	–	–	–	--	–	1.1	–	–	–	–	<1
MW-82-168	03/01/22	N	–	–	–	–	–	--	–	1.3	–	–	–	–	<1
MW-82-168	12/16/21	N	–	–	–	–	–	--	–	–	–	1.6	–	–	<1
MW-82-168	08/17/21	N	2	<10	78	<0.2	<5	6,000	2.7	–	–	0.77	990	13,000	<1
MW-82-168	05/18/21	N	1.9	<10 J	67	<0.2	<5	6,100	3.1	–	–	1.4	1,100	14,000 J	<1
MW-82-168	02/25/21	N	2.2	<10 J	63	<0.22	<5	6,300	2.7	–	–	1.5	1,100	12,000	<1
MW-82-168	12/01/20	N	1.5	<10	65	<0.2	<5	6,200	3	–	–	1.6	1,200	12,000	<1
MW-82-168	08/25/20	N	2.1	<10 J	66	<0.2	<5	6,100	2.8	–	–	1.9	1,100	14,000	<1
MW-82-168	05/28/20	N	2	<10 J	64	<0.2	<5	6,200	2.5 J	–	–	1.5 J	1,100	14,000	<1
MW-82-168	02/27/20	N	1.9	<10	63	0.13	<5	6,000	2.8	–	–	1.4	1,200	13,000	<1
MW-82-168	09/11/24	FD	–	–	–	–	–	--	–	<0.5	–	–	370	–	2.7
MW-82-168	08/07/24	FD	–	–	–	–	–	--	–	<0.5	–	–	360	–	3
MW-82-168	07/18/23	FD	–	–	–	–	–	--	–	<0.5	–	–	250	–	1.9
MW-82-168	11/08/22	FD	–	–	–	–	–	--	–	<0.5	–	–	520	–	<1
MW-82-168	10/11/22	FD	–	–	–	–	–	--	–	<0.5	–	–	540	–	<1
MW-82-168	09/13/22	FD	–	–	–	–	–	--	–	<0.5	–	–	570	–	<1
MW-82-168	07/12/22	FD	–	–	–	–	–	--	–	<0.5	–	–	550	–	<1
MW-82-198	06/18/26	N	–	–	–	–	–	--	–	<0.25	–	–	–	–	<1
MW-82-198	02/16/26	N	–	–	–	–	–	--	–	<0.25	–	–	–	–	<1
MW-82-198	11/17/25	N	–	–	–	–	–	--	–	<0.25	–	–	–	–	<1
MW-82-198	08/18/25	N	–	–	–	–	–	--	–	<0.5	–	–	–	–	<1
MW-82-198	05/06/25	N	–	–	–	–	–	--	–	<0.5	–	–	–	–	<1
MW-82-198	02/11/25	N	–	–	–	–	–	--	–	<0.5	–	–	350	–	1.7
MW-82-198	01/14/25	N	–	–	–	–	–	--	–	<0.5	–	–	360	–	2.1 J
MW-82-198	12/11/24	N	–	–	–	–	–	--	–	<0.5	–	–	360	–	<1
MW-82-198	11/12/24	N	–	–	–	–	–	--	–	<0.5	–	–	380	–	1.6
MW-82-198	10/09/24	N	–	–	–	–	–	--	–	<0.5	–	–	350	–	2.1
MW-82-198	09/11/24	N	–	–	–	–	–	--	–	<0.5	–	–	360	–	2.8
MW-82-198	08/07/24	N	–	–	–	–	–	--	–	<0.5	–	–	360	–	2.2
MW-82-198	07/17/24	N	–	–	–	–	–	--	–	<0.5	–	–	340	–	2.6
MW-82-198	06/12/24	N	–	–	–	–	–	--	–	<0.5	–	–	350	–	<1
MW-82-198	05/07/24	N	–	–	–	–	–	--	–	<0.5	–	–	340	–	<1
MW-82-198	04/09/24	N	–	–	–	–	–	--	–	<0.5	–	–	330	–	1.4 J
MW-82-198	03/13/24	N	–	–	–	–	–	--	–	<0.5	–	–	330	–	<1
MW-82-198	02/06/24	N	–	–	–	–	–	--	–	<0.5	–	–	340	–	2.2
MW-82-198	01/09/24	N	–	–	–	–	–	--	–	<0.5	–	–	360	–	2.5
MW-82-198	12/12/23	N	–	–	–	–	–	--	–	<0.5	–	–	330	–	2.7
MW-82-198	11/07/23	N	–	–	–	–	–	--	–	<0.5	–	–	340	–	<1
MW-82-198	10/10/23	N	–	–	–	–	–	--	–	<0.5	–	–	420	–	0.48
MW-82-198	09/13/23	N	–	–	–	–	–	--	–	<0.5	–	–	320	–	0.49
MW-82-198	08/08/23	N	–	–	–	–	–	--	–	<0.5	–	–	480	–	0.47 J
MW-82-198	07/18/23	N	–	–	–	–	–	--	–	<0.5	–	–	450	–	<1
MW-82-198	06/13/23	N	–	–	–	–	–	--	–	<0.5	–	–	510	–	1.1
MW-82-198	05/10/23	N	–	–	–	–	–	--	–	<0.5	–	–	520	–	<1
MW-82-198	04/04/23	N	–	–	–	–	–	--	–	<0.5	–	–	580	–	<1
MW-82-198	03/08/23	N	–	–	–	–	–	--	–	<0.5	–	–	580	–	<1
MW-82-198	02/07/23	N	–	–	–	–	–	--	–	<0.5	–	–	570	–	<1
MW-82-198	01/10/23	N	–	–	–	–	–	--	–	<0.5	–	–	610	–	<1
MW-82-198	12/05/22	N	–	–	–	–	–	--	–	<0.5	–	–	690	–	<1
MW-82-198	11/08/22	N	–	–	–	–	–	--	–	<0.5	–	–	680	–	<1
MW-82-198	10/11/22	N	–	–	–	–	–	--	–	1.2	–	–	890	–	<1

Appendix B
January 2020 to June 2026 Analytical Results
Second Quarter 2026 Quarterly Progress Report
Pacific Gas and Electric Company, Topock Compressor Station, Needles, California

Monitoring Well ID	Sample Date	Sample Type	Dissolved Vanadium (µg/L)	Dissolved Zinc (µg/L)	Alkalinity (mg/L)	Ammonia (as Nitrogen) (mg/L)	Bromide (mg/L)	Chloride (mg/L)	Fluoride (mg/L)	Nitrate (as Nitrogen) (mg/L)	Nitrite (as Nitrogen) (mg/L)	Nitrate/ Nitrite as N (mg/L)	Sulfate (mg/L)	Total Dissolved Solids (mg/L)	Total Organic Carbon (mg/L)
MW-82-198	09/13/22	N	–	–	–	–	–	--	–	1.2	–	–	980	–	<1
MW-82-198	08/10/22	N	–	–	–	–	–	--	–	0.76	–	–	1,000	–	<1
MW-82-198	07/12/22	N	–	–	–	–	–	--	–	1.3	–	–	990	–	<1
MW-82-198	06/16/22	N	–	–	–	–	–	--	–	1.5	–	–	1,100	–	<1
MW-82-198	05/02/22	N	–	–	–	–	–	--	–	1.5	–	–	–	–	<50
MW-82-198	03/01/22	N	–	–	–	–	–	--	–	1.7	–	–	–	–	<1
MW-82-198	12/16/21	N	–	–	–	–	–	--	–	–	–	1.2	–	–	<1
MW-82-198	08/17/21	N	2.7	<10	48	<0.2	<5	6,100	4	–	–	1.1	1,000	12,000	<1
MW-82-198	05/18/21	N	2.9	<10 J	34	<0.2	<5	6,500	3.9	–	–	1.4	1,100	13,000	<1
MW-82-198	02/25/21	N	3.1	<10 J	42	<0.2	<2.5	7,100	6.1	–	–	1.2	1,100	14,000	<1
MW-82-198	12/01/20	N	2.4	<10	45	0.36	<2.5	6,900	6.6	–	–	1.2	1,100	12,000 J	<1
MW-82-198	08/25/20	N	3.1	<10 J	39	<0.2	<2.5	6,700	5.2	–	–	1.3	1,100	12,000 J	<1
MW-82-198	05/21/20	N	2	<10	55	0.28	<2.5	6,200	4.6	–	–	0.63	1,000	13,000	<1 J
MW-82-198	02/27/20	N	2.5	<10	43	0.09 J	<1	6,700	5.8	–	–	1	1,100	13,000 J	<1
MW-82-198	10/10/23	FD	–	–	–	–	–	--	–	<0.5	–	–	420	–	0.38
MW-82-198	04/04/23	FD	–	–	–	–	–	--	–	<0.5	–	–	580	–	<1
MW-82-198	01/10/23	FD	–	–	–	–	–	--	–	<0.5	–	–	620	–	<1
MW-83-090	06/16/26	N	–	–	–	–	–	--	–	–	–	–	–	–	--
MW-83-090	11/20/25	N	–	–	–	–	–	--	–	7.9	–	–	–	–	--
MW-83-090	05/28/25	N	–	–	–	–	–	--	–	–	–	–	–	–	--
MW-83-090	10/29/24	N	–	–	–	–	–	--	–	7.9	–	–	–	–	--
MW-83-090	05/21/24	N	–	–	–	–	–	--	–	–	–	–	–	–	--
MW-83-090	11/27/23	N	–	–	–	–	–	--	–	7	–	–	–	–	–
MW-83-090	05/22/23	N	–	–	–	–	–	--	–	–	–	–	–	–	--
MW-83-090	11/30/22	N	–	–	–	–	–	--	–	4.5	–	–	–	–	–
MW-83-090	06/22/22	N	–	–	–	–	–	--	–	–	–	–	–	–	--
MW-83-090	12/16/21	N	–	–	–	–	–	--	–	–	–	5	–	–	–
MW-83-090	08/23/21	N	3	<10	96	<0.2	<2.5	550	1.3	–	–	4.5	150	1,600	<1
MW-83-090	05/25/21	N	2.9	<10 J	88	<0.2	<5	580	1.5	–	–	3.9	150	1,400	<1
MW-83-090	02/23/21	N	2.8	<10	84	<0.2	<5	560	1.8	–	–	4.9	150	1,200	<1
MW-83-090	12/09/20	N	2.6	<10	88	<0.2	<5	560	1.4	–	–	4.4	160	1,300	<1
MW-83-090	08/26/20	N	3	<10 J	88	<0.2	<5	600	1.7	–	–	3.9 J	150	1,700	<1 J
MW-83-090	05/28/20	N	2.6	<10 J	91	<0.2	<5	580	1.5 J	–	–	3.8 J	150	1,700	<1
MW-83-090	02/19/20	N	2.8	R	100	0.05 J	<5	500	1.6	–	–	4.9	160	1,300	<1 J
MW-83-090	05/22/23	FD	–	–	–	–	–	--	–	–	–	–	–	–	--
MW-83-090	05/25/21	FD	2.8	<10 J	83	<0.2	<5	580	1.4	–	–	4	150	1,400	<1
MW-83-090	12/09/20	FD	2.7	<10	89	<0.2	<2.5	560	1.5	–	–	4.5	160	1,300	<1
MW-83-090	05/28/20	FD	2.6	<10 J	89	<0.2	<5	580	1.4 J	–	–	3.7 J	150	1,700	<1
MW-83-180	06/16/26	N	–	–	–	–	–	--	–	–	–	–	–	–	--
MW-83-180	11/20/25	N	–	–	–	–	–	--	–	0.76	–	–	–	–	--
MW-83-180	05/28/25	N	–	–	–	–	–	--	–	–	–	–	–	–	--
MW-83-180	10/29/24	N	–	–	–	–	–	--	–	0.86	–	–	–	–	--
MW-83-180	05/21/24	N	–	–	–	–	–	--	–	–	–	–	–	–	--
MW-83-180	11/27/23	N	–	–	–	–	–	--	–	1	–	–	–	–	–
MW-83-180	05/22/23	N	–	–	–	–	–	--	–	–	–	–	–	–	--
MW-83-180	11/30/22	N	–	–	–	–	–	--	–	0.63	–	–	–	–	–
MW-83-180	06/22/22	N	–	–	–	–	–	--	–	–	–	–	–	–	--
MW-83-180	12/16/21	N	–	–	–	–	–	--	–	–	–	0.55	–	–	–
MW-83-180	08/23/21	N	9.9	<10	37	<0.2	<5	3,600	4.1	–	–	0.6	490	7,400	<1
MW-83-180	05/25/21	N	9.2	<10 J	41	<0.2	<5	3,400	4.6	–	–	0.69	470	6,900	<1
MW-83-180	02/23/21	N	8.8	<10	36	<0.2	<5	3,700	4.6	–	–	0.66	490	7,300	<1

Appendix B
January 2020 to June 2026 Analytical Results
Second Quarter 2026 Quarterly Progress Report
Pacific Gas and Electric Company, Topock Compressor Station, Needles, California

Monitoring Well ID	Sample Date	Sample Type	Dissolved Vanadium (µg/L)	Dissolved Zinc (µg/L)	Alkalinity (mg/L)	Ammonia (as Nitrogen) (mg/L)	Bromide (mg/L)	Chloride (mg/L)	Fluoride (mg/L)	Nitrate (as Nitrogen) (mg/L)	Nitrite (as Nitrogen) (mg/L)	Nitrate/ Nitrite as N (mg/L)	Sulfate (mg/L)	Total Dissolved Solids (mg/L)	Total Organic Carbon (mg/L)
MW-83-180	12/09/20	N	9.5	<10	34	<0.2	<5	3,600	4.7	--	--	0.61	500	6,800	<1
MW-83-180	10/21/20	N	9.7	<10	37	<0.2	<5	3,500	4.5	--	--	0.54	500	7,900	<20 J
MW-83-180	09/29/20	N	8.8	<10	40	<0.2	<5	3,400	4.4	--	--	0.66	480	7,400	<1 J
MW-83-180	08/26/20	N	9.8	<10 J	36	<0.2	<5	3,500	4.4	--	--	0.6	500	8,200	<10 J
MW-83-180	07/22/20	N	9.3	<10	36	<0.2	<5	3,500	5	--	--	0.64	500	7,800	<1
MW-83-180	06/15/20	N	8.9	R	44	<0.2	<5	3,300	4.4	--	--	0.68 J	460	7,100	<1
MW-83-180	05/28/20	N	9.4	<10 J	38	<0.2	<5	3,700	5.2 J	--	--	0.55 J	500	7,800	<1
MW-83-180	04/23/20	N	8.7	<10 J	34	0.05 J	<5	3,700	4.3	--	--	0.53	500	7,500	<1
MW-83-180	03/17/20	N	8.1	<10	39	0.06 J	<5	3,500	3.9	--	--	0.58 J	490	7,600	<1 J
MW-83-180	02/19/20	N	9	R	41	0.05 J	<5	3,400	4.8	--	--	0.5	490	7,200	<1 J
MW-83-180	01/29/20	N	8.7	R	39	<0.1	<5	3,500	4.6	--	--	0.51	480	7,500	<1
MW-83-225	06/16/26	N	--	--	--	--	--	--	--	--	--	--	--	--	--
MW-83-225	11/20/25	N	--	--	--	--	--	--	--	0.73	--	--	--	--	--
MW-83-225	05/28/25	N	--	--	--	--	--	--	--	--	--	--	--	--	--
MW-83-225	10/29/24	N	--	--	--	--	--	--	--	0.66	--	--	--	--	--
MW-83-225	05/21/24	N	--	--	--	--	--	--	--	--	--	--	--	--	--
MW-83-225	11/27/23	N	--	--	--	--	--	--	--	0.88	--	--	--	--	--
MW-83-225	05/22/23	N	--	--	--	--	--	--	--	--	--	--	--	--	--
MW-83-225	11/30/22	N	--	--	--	--	--	--	--	<0.5	--	--	--	--	--
MW-83-225	06/22/22	N	--	--	--	--	--	--	--	--	--	--	--	--	--
MW-83-225	12/16/21	N	--	--	--	--	--	--	--	--	--	0.55	--	--	--
MW-83-225	08/23/21	N	6.6	12	35	<0.2	<5	5,100	4.2	--	--	0.72	710	10,000	<1
MW-83-225	05/25/21	N	6.3	<10 J	31	<0.2	<5	5,100	4.2	--	--	0.7	690	10,000	<1
MW-83-225	02/23/21	N	5.8	<10	33	<0.2	<5	5,200	4.6	--	--	0.75	690	10,000	<1
MW-83-225	12/09/20	N	5.7	<10	30	<0.2	<5	5,100	4.4	--	--	0.57	680	9,900	<1
MW-83-225	08/26/20	N	6.6	<10 J	31	<0.2	<5	5,000	4.5	--	--	0.64	670	11,000	<1 J
MW-83-225	05/28/20	N	6	<10 J	31	<0.2	<5	5,300	4.7 J	--	--	0.68 J	680	11,000	<1
MW-83-225	02/19/20	N	5.5	R	34	0.04 J	<5	5,100	5	--	--	0.62	700	11,000	<1 J
MW-83-225	02/23/21	FD	5.6	<10	32	<0.2	<5	5,100	4.5	--	--	0.73	700	11,000	<1
MW-83-245	06/16/26	N	--	--	--	--	--	--	--	--	--	--	--	--	--
MW-83-245	11/20/25	N	--	--	--	--	--	--	--	2.1	--	--	--	--	--
MW-83-245	05/28/25	N	--	--	--	--	--	--	--	--	--	--	--	--	--
MW-83-245	10/29/24	N	--	--	--	--	--	--	--	0.52	--	--	--	--	--
MW-83-245	05/21/24	N	--	--	--	--	--	--	--	--	--	--	--	--	--
MW-83-245	11/27/23	N	--	--	--	--	--	--	--	1.6	--	--	--	--	--
MW-83-245	05/22/23	N	--	--	--	--	--	--	--	--	--	--	--	--	--
MW-83-245	11/30/22	N	--	--	--	--	--	--	--	2.2	--	--	--	--	--
MW-83-245	06/22/22	N	--	--	--	--	--	--	--	--	--	--	--	--	--
MW-83-245	12/16/21	N	--	--	--	--	--	--	--	--	--	<0.1	--	--	--
MW-83-245	08/23/21	N	5.1	<10	89	0.21	<5	6,200	4	--	--	<0.1	630	12,000	<1
MW-83-245	05/25/21	N	6.1	<10 J	210	0.28	<5	6,200	4.5	--	--	0.22	630	12,000	<1
MW-83-245	02/23/21	N	2.6	<10	29	<0.22	<5	6,700	4.3	--	--	0.29	690	13,000	<1
MW-83-245	12/09/20	N	3.1	<10	23	<0.2	<5	6,600	4.1	--	--	0.18	660	12,000 J	<1
MW-83-245	08/26/20	N	2.2	<10 J	24	<0.2	<5	6,500	3.9	--	--	0.099	670	15,000 J	<1 J
MW-83-245	05/22/20	N	2.3	<10	25	<0.2	<5	6,700	5	--	--	0.12	670	14,000	<1
MW-83-245	02/19/20	N	2.1	R	30	0.04 J	<5	6,400	4.9	--	--	0.13	670	12,000	<1 J
MW-84-057	05/27/26	N	--	--	--	--	--	--	--	--	--	--	--	--	--
MW-84-057	11/20/25	N	--	--	--	--	--	--	--	8.1	--	--	--	--	--
MW-84-057	05/28/25	N	--	--	--	--	--	--	--	--	--	--	--	--	--
MW-84-057	10/29/24	N	--	--	--	--	--	--	--	7.6	--	--	--	--	--
MW-84-057	05/21/24	N	--	--	--	--	--	--	--	--	--	--	--	--	--

Appendix B
January 2020 to June 2026 Analytical Results
Second Quarter 2026 Quarterly Progress Report
Pacific Gas and Electric Company, Topock Compressor Station, Needles, California

Monitoring Well ID	Sample Date	Sample Type	Dissolved Vanadium (µg/L)	Dissolved Zinc (µg/L)	Alkalinity (mg/L)	Ammonia (as Nitrogen) (mg/L)	Bromide (mg/L)	Chloride (mg/L)	Fluoride (mg/L)	Nitrate (as Nitrogen) (mg/L)	Nitrite (as Nitrogen) (mg/L)	Nitrate/ Nitrite as N (mg/L)	Sulfate (mg/L)	Total Dissolved Solids (mg/L)	Total Organic Carbon (mg/L)
MW-84-057	11/28/23	N	–	–	–	–	–	--	–	9	–	–	–	–	–
MW-84-057	05/25/23	N	–	–	–	–	–	--	–	–	–	–	–	–	--
MW-84-057	11/29/22	N	–	–	–	–	–	--	–	6.8 J	–	–	–	–	--
MW-84-057	06/06/22	N	–	–	–	–	–	--	–	–	–	–	–	–	--
MW-84-057	11/29/21	N	–	–	–	–	–	--	–	–	–	8.7	–	–	–
MW-84-057	08/20/21	N	8.6	<10	77	<0.2	<5	510	2	–	–	7.4	170	1,200	<1
MW-84-057	05/24/21	N	8.6	<10 J	80	<0.2	<5	450	2.3	–	–	7.6	180	1,100	<1
MW-84-057	02/19/21	N	8.2	11	90	<0.22	<5	360	2.1	–	–	11	210	1,100	<1
MW-84-057	12/10/20	N	8.9	<10	82	<0.2	<5	480	2	–	–	11	260	1,000	<10
MW-84-057	10/20/20	N	7.5	<10	81	<0.2	<5	390 J	2.1	–	–	9.1	180	1,100	<1
MW-84-057	09/29/20	N	4.1	<10	51	<0.2	<5	1,700	3	–	–	1.2	230	4,000	<1 J
MW-84-057	08/21/20	N	8.7	<10	79	<0.2	<5	430	2.1	–	–	8.7	170	1,200	<1
MW-84-057	07/22/20	N	7.7	<10	78	<0.2	<5	440	2	–	–	8.2	180	1,100	<10
MW-84-057	06/17/20	N	7.8	R	82	<0.2	<5	430	1.9	–	–	7.6 J	180	1,200	<1
MW-84-057	05/28/20	N	7.7	<10 J	77	<0.2	<5	410	2.3 J	–	–	8.2 J	190	1,100	<1
MW-84-057	04/22/20	N	7.7	<10 J	80	<0.1	<2.5	390	1.7	–	–	10	210	1,100	<1
MW-84-057	03/18/20	N	7.4	<10	84	<0.1	<1	360	1.7	–	–	11 J	200	1,100	<10 J
MW-84-057	02/19/20	N	7.7	R	89	0.04 J	<1	340	1.7	–	–	11	210	1,100	<1 J
MW-84-057	01/27/20	N	6.7	R	86	0.11	<1	360	1.9	–	–	9.9	210	1,100	<1 J
MW-84-057	04/22/20	FD	7.5	<10 J	81	<0.1	<2.5	370	1.9	–	–	9.5	200	1,100	<1
MW-84-057	03/18/20	FD	7.4	<10	85	<0.1	<1	360	1.8	–	–	11 J	200	1,100	<1 J
MW-84-095	05/27/26	N	–	–	–	–	–	--	–	–	–	–	–	–	--
MW-84-095	11/20/25	N	–	–	–	–	–	--	–	1.7	–	–	–	–	--
MW-84-095	05/28/25	N	–	–	–	–	–	--	–	–	–	–	–	–	--
MW-84-095	10/29/24	N	–	–	–	–	–	--	–	<0.25	–	–	–	–	–
MW-84-095	05/21/24	N	–	–	–	–	–	--	–	–	–	–	–	–	--
MW-84-095	11/28/23	N	–	–	–	–	–	--	–	1.2	–	–	–	–	–
MW-84-095	05/25/23	N	–	–	–	–	–	--	–	–	–	–	–	–	--
MW-84-095	11/29/22	N	–	–	–	–	–	--	–	1.6 J	–	–	–	–	--
MW-84-095	06/06/22	N	–	–	–	–	–	--	–	–	–	–	–	–	--
MW-84-095	11/29/21	N	–	–	–	–	–	--	–	–	–	1.3	–	–	–
MW-84-095	08/20/21	N	5.1	<10	52	<0.2	<5	1,700	2.8	–	–	1.3	230	3,900	<1
MW-84-095	05/24/21	N	7.4	<10 J	50	<0.2	<5	1,900	3.1	–	–	1.1	250	4,100	<1
MW-84-095	02/19/21	N	4.8	<10	54	<0.2	<5	1,800	2.9	–	–	1.3	240	3,400	<1
MW-84-095	12/10/20	N	5.2	23 J	50	<0.2	<5	1,700	3.3	–	–	1.4	240	3,500	<1
MW-84-095	10/20/20	N	4.5	<10	53	<0.2	<5	1,800 J	2.6	–	–	1.2	240	4,200	<1
MW-84-095	09/29/20	N	4.8	<10	54	<0.2	<5	1,700	3	–	–	1.2	230	4,000	<1 J
MW-84-095	08/20/20	N	5.2	<10	52	<0.2	<5	1,700	2.6	–	–	1.4	240	4,500	<1
MW-84-095	07/22/20	N	4.9	<10	50	<0.2	<5	1,700	3.2	–	–	1.3	250	4,300	<1
MW-84-095	06/17/20	N	4.7	R	55	<0.2	<5	1,800	2.9	–	–	1.1 J	250	4,600	<1
MW-84-095	05/28/20	N	4.7	<10 J	49	<0.2	<5	1,800	2.8 J	–	–	1.1 J	250	4,400	<1
MW-84-095	04/22/20	N	4.5	<10 J	52	<0.1	<5	1,800	2.5	–	–	2.1	250	3,900	<1
MW-84-095	03/18/20	N	4.1	<10	56	<0.1	<5	1,700	2.9	–	–	1.1 J	240	3,700	<1 J
MW-84-095	02/19/20	N	3.8	R	55	0.1	<5	1,700	2.9	–	–	0.98	230	3,600	<10
MW-84-095	01/27/20	N	3.7	R	54	0.15	<5	1,700	3.1	–	–	1.1	230	3,800	<1 J
MW-84-095	05/21/24	FD	–	–	–	–	–	--	–	–	–	–	–	–	--
MW-84-095	12/10/20	FD	5	<10 J	49	<0.2	<5	1,700	3	–	–	1.3	240	3,600	<1
MW-84-095	08/20/20	FD	5	<10	52	<0.2	<1	1,800	2.4	–	–	1.2	240	4,400	<1
MW-84-095	05/28/20	FD	4.7	<10 J	54	<0.2	<5	1,800	3.1 J	–	–	1.3 J	250	4,600	<1
MW-84-132	05/27/26	N	–	–	–	–	–	--	–	–	–	–	–	–	--
MW-84-132	11/20/25	N	–	–	–	–	–	--	–	1.4	–	–	–	–	--

Appendix B
January 2020 to June 2026 Analytical Results
Second Quarter 2026 Quarterly Progress Report
Pacific Gas and Electric Company, Topock Compressor Station, Needles, California

Monitoring Well ID	Sample Date	Sample Type	Dissolved Vanadium (µg/L)	Dissolved Zinc (µg/L)	Alkalinity (mg/L)	Ammonia (as Nitrogen) (mg/L)	Bromide (mg/L)	Chloride (mg/L)	Fluoride (mg/L)	Nitrate (as Nitrogen) (mg/L)	Nitrite (as Nitrogen) (mg/L)	Nitrate/ Nitrite as N (mg/L)	Sulfate (mg/L)	Total Dissolved Solids (mg/L)	Total Organic Carbon (mg/L)
MW-84-132	05/28/25	N	–	–	–	–	–	--	–	–	–	–	–	–	--
MW-84-132	10/29/24	N	–	–	–	–	–	--	–	1.3	–	–	–	–	--
MW-84-132	05/21/24	N	–	–	–	–	–	--	–	–	–	–	–	–	--
MW-84-132	11/28/23	N	–	–	–	–	–	--	–	1.6	–	–	–	–	–
MW-84-132	05/25/23	N	–	–	–	–	–	--	–	–	–	–	–	–	--
MW-84-132	11/29/22	N	–	–	–	–	–	--	–	1.5 J	–	–	–	–	--
MW-84-132	06/06/22	N	–	–	–	–	–	--	–	–	–	–	–	–	--
MW-84-132	11/29/21	N	–	–	–	–	–	--	–	–	–	1.1	–	–	–
MW-84-132	08/20/21	N	8.2	<10	51	<0.2	<5	2,600	3.4	–	–	1.1	330	5,600	<1
MW-84-132	05/24/21	N	7.5	<10 J	51	<0.2	<5	2,600	3.7	–	–	0.91	320	5,100	<1
MW-84-132	02/19/21	N	7.6	<10	49	<0.22	<5	2,800	3.9	–	–	1	360	5,800	<1
MW-84-132	12/10/20	N	7.4	<10	48	<0.2	<5	3,700	3.6	–	–	0.94	480	5,500	<1
MW-84-132	10/20/20	N	6	<10	51	<0.2	<5	2,700 J	4	–	–	0.83	340	5,700	<1
MW-84-132	09/29/20	N	6.6	<10	52	<0.2	<5	2,500	3.5	–	–	1	310	5,400	<1 J
MW-84-132	08/21/20	N	6.5	<10	50	<0.2	<5	2,700	3.8	–	–	0.74	340	6,100	<1
MW-84-132	07/22/20	N	6.2	<10	50	<0.2	<5	2,700	3.4	–	–	0.84	340	5,700	<1
MW-84-132	06/17/20	N	5.7	R	51	<0.2	<5	2,600	3.7	–	–	0.77 J	320	5,700	<1
MW-84-132	05/28/20	N	6	<10 J	51	<0.2	<5	2,700	3.5 J	–	–	0.8 J	340	5,800	<1
MW-84-132	04/22/20	N	6.1	<10 J	39	<0.1	<5	3,000	3.7	–	–	0.72	380	5,700	<1
MW-84-132	03/18/20	N	4.9	<10	52	<0.1	<5	2,600	3.1	–	–	0.59 J	340	5,400	<1 J
MW-84-132	02/19/20	N	4.8	R	57	0.05 J	<5	2,700	3.9	–	–	0.47	350	5,600	<1 J
MW-84-132	01/27/20	N	4.2	R	53	0.15	<5	3,000	4.2	–	–	0.39	370	6,000	<10 J
MW-84-132	11/20/25	FD	–	–	–	–	–	--	–	1.4	–	–	–	–	--
MW-84-132	10/29/24	FD	–	–	–	–	–	--	–	1.4	–	–	–	–	--
MW-84-193	05/27/26	N	–	–	–	–	–	--	–	–	–	–	–	–	--
MW-84-193	11/20/25	N	–	–	–	–	–	--	–	<0.25	–	–	–	–	–
MW-84-193	05/28/25	N	–	–	–	–	–	--	–	–	–	–	–	–	--
MW-84-193	10/29/24	N	–	–	–	–	–	--	–	<0.25	–	–	–	–	–
MW-84-193	05/21/24	N	–	–	–	–	–	--	–	–	–	–	–	–	--
MW-84-193	11/28/23	N	–	–	–	–	–	--	–	1.6	–	–	–	–	–
MW-84-193	05/25/23	N	–	–	–	–	–	--	–	–	–	–	–	–	--
MW-84-193	11/29/22	N	–	–	–	–	–	--	–	1.4 J	–	–	–	–	--
MW-84-193	06/06/22	N	–	–	–	–	–	--	–	–	–	–	–	–	--
MW-84-193	11/29/21	N	–	–	–	–	–	--	–	–	–	0.93	–	–	–
MW-84-193	08/20/21	N	11	<10	47	<0.2	<5	3,900	3.7	–	–	0.84	530	7,700	<1
MW-84-193	05/24/21	N	9.1	<10 J	48	<0.2	<5	4,000	4.4	–	–	0.97	510	8,000	<1
MW-84-193	02/19/21	N	8.7	<10	44	<0.2	<5	4,100	3.6	–	–	1.1	530	8,200	<1
MW-84-193	12/10/20	N	8.6	<10	43	<0.2	<5	5,500	4.3	–	–	1.1	740	7,900	<1
MW-84-193	10/20/20	N	8	<10	43	<0.2	<5	3,900 J	4.1	–	–	0.95	510	8,400	<1
MW-84-193	09/29/20	N	8.1	<10	45	<0.2	<5	3,900	4.2	–	–	0.89	490	8,200	<1 J
MW-84-193	08/20/20	N	9	<10	44	<0.2	<5	4,000	4	–	–	1.1	520	8,400	<1
MW-84-193	07/22/20	N	8.8	<10	43	<0.2	<5	4,100	4.1	–	–	1	530	8,200	<1
MW-84-193	06/17/20	N	8.6	R	45	<0.2	<5	4,100	4.2	–	–	0.99 J	520	8,200	<1
MW-84-193	05/22/20	N	8.2	<10	43	<0.2	<5	4,100	5	–	–	0.93	530	8,600	<1
MW-84-193	04/22/20	N	8.1	<50 J	46	<0.1	<5	4,400	3.4	–	–	1.6	560	8,300	<1
MW-84-193	03/18/20	N	6.8	<10	47	<0.1	<5	4,100	3.8	–	–	0.95 J	530	7,800	<1 J
MW-84-193	02/19/20	N	7.5	R	44	0.03 J	<5	4,000	4.4	–	–	1.1	550	8,400	<1 J
MW-84-193	01/27/20	N	6.7	R	46	0.07 J	<5	4,100	4.7	–	–	1	530	8,000	<1 J
MW-84-193	05/27/26	FD	–	–	–	–	–	--	–	–	–	–	–	–	--
MW-84-193	05/28/25	FD	–	–	–	–	–	--	–	–	–	–	–	–	--
MW-85-129	05/26/26	N	–	–	–	–	–	--	–	–	–	–	–	–	--

Appendix B
January 2020 to June 2026 Analytical Results
Second Quarter 2026 Quarterly Progress Report
Pacific Gas and Electric Company, Topock Compressor Station, Needles, California

Monitoring Well ID	Sample Date	Sample Type	Dissolved Vanadium (µg/L)	Dissolved Zinc (µg/L)	Alkalinity (mg/L)	Ammonia (as Nitrogen) (mg/L)	Bromide (mg/L)	Chloride (mg/L)	Fluoride (mg/L)	Nitrate (as Nitrogen) (mg/L)	Nitrite (as Nitrogen) (mg/L)	Nitrate/ Nitrite as N (mg/L)	Sulfate (mg/L)	Total Dissolved Solids (mg/L)	Total Organic Carbon (mg/L)
MW-85-129	11/20/25	N	–	–	–	–	–	--	–	13	–	–	–	–	–
MW-85-129	05/28/25	N	–	–	–	–	–	--	–	–	–	–	–	–	--
MW-85-129	10/30/24	N	–	–	–	–	–	--	–	16	–	–	–	–	–
MW-85-129	05/21/24	N	–	–	–	–	–	--	–	–	–	–	–	–	--
MW-85-129	11/28/23	N	–	–	–	–	–	--	–	19	–	–	–	–	–
MW-85-129	05/22/23	N	–	–	–	–	–	--	–	–	–	–	–	–	--
MW-85-129	12/01/22	N	–	–	–	–	–	--	–	20	–	–	–	–	–
MW-85-129	06/10/22	N	–	–	–	–	–	--	–	–	–	–	–	–	--
MW-85-129	11/30/21	N	–	–	–	–	–	--	–	–	–	16	–	–	–
MW-85-129	08/20/21	N	7.5	<10	130	<0.2	<2.5	380	0.56	–	–	16	220	1,200	<5
MW-85-129	05/21/21	N	7.6	<10 J	150	<0.2	<2.5	390	0.62	–	–	18 J	230	1,300	<1
MW-85-129	02/22/21	N	7.3	<10	150	<0.2	<2.5	400	0.65	–	–	15	230	1,200	<1
MW-85-129	12/09/20	N	7.6	<10	150	<0.2	<2.5	400	0.71	–	–	22	230	1,200	<10
MW-85-129	08/21/20	N	8.1	<10	160	<0.2	<2.5	380	0.67	–	–	22	220	1,300	<1
MW-85-129	05/20/20	N	6.8	<10 J	140	<0.2	<2.5	380	0.62	–	–	18 J	220	1,300	<1 J
MW-85-129	02/18/20	N	7.6	<10 J	160	0.06 J	<2.5	370	0.52	–	–	17	220	1,200	<1 J
MW-85-129	02/18/20	FD	7.6	<10 J	160	0.06 J	<2.5	370	<0.5	–	–	18	220	1,200	<1 J
MW-85-217	05/26/26	N	–	–	–	–	–	--	–	–	–	–	–	–	--
MW-85-217	11/20/25	N	–	–	–	–	–	--	–	11	–	–	–	–	–
MW-85-217	05/28/25	N	–	–	–	–	–	--	–	–	–	–	–	–	--
MW-85-217	10/30/24	N	–	–	–	–	–	--	–	9.9	–	–	–	–	--
MW-85-217	05/21/24	N	–	–	–	–	–	--	–	–	–	–	–	–	--
MW-85-217	11/28/23	N	–	–	–	–	–	--	–	9	–	–	–	–	–
MW-85-217	05/22/23	N	–	–	–	–	–	--	–	–	–	–	–	–	--
MW-85-217	12/01/22	N	–	–	–	–	–	--	–	8.9	–	–	–	–	–
MW-85-217	06/10/22	N	–	–	–	–	–	--	–	–	–	–	–	–	--
MW-85-217	11/30/21	N	–	–	–	–	–	--	–	–	–	2	–	–	–
MW-85-217	08/20/21	N	6.7	<10	51	<0.2	<5	4,000	4.3	–	–	4.5	830	7,800	<1
MW-85-217	05/21/21	N	6.7	<10 J	53	<0.2	<5	3,700	4.6	–	–	5.7 J	920	8,400	<1
MW-85-217	02/22/21	N	6.6	<10	49	<0.2	<5	3,800	4.7	–	–	5.7	990	8,100	<1
MW-85-217	12/09/20	N	6.5	<10	54	<0.2	<5	3,700	4.8	–	–	7.1	990	7,900	<1
MW-85-217	08/21/20	N	6.7	<10	54	<0.2	<5	3,700	4.8	–	–	7.3	950	8,600	<1
MW-85-217	05/20/20	N	6.2	<10 J	54	<0.2	<5	3,800	4.1	–	–	5.1 J	950	8,800	<1 J
MW-85-217	02/18/20	N	7	<10 J	55	0.05 J	<5	3,600	4.8	–	–	6.9	1,000	8,200	<1 J
MW-85-237	05/26/26	N	–	–	–	–	–	--	–	–	–	–	–	–	--
MW-85-237	11/20/25	N	–	–	–	–	–	--	–	6.9	–	–	–	–	–
MW-85-237	05/28/25	N	–	–	–	–	–	--	–	–	–	–	–	–	--
MW-85-237	10/30/24	N	–	–	–	–	–	--	–	1.6	–	–	–	–	–
MW-85-237	05/21/24	N	–	–	–	–	–	--	–	–	–	–	–	–	--
MW-85-237	11/28/23	N	–	–	–	–	–	--	–	2.6	–	–	–	–	–
MW-85-237	05/22/23	N	–	–	–	–	–	--	–	–	–	–	–	–	--
MW-85-237	12/01/22	N	–	–	–	–	–	--	–	1.6	–	–	–	–	–
MW-85-237	06/10/22	N	–	–	–	–	–	--	–	–	–	–	–	–	--
MW-85-237	11/30/21	N	–	–	–	–	–	--	–	–	–	1.6	–	–	–
MW-85-237	08/20/21	N	5.3	<10	44	<0.2	<5	5,300	4.5	–	–	3	820	10,000	<1
MW-85-237	05/21/21	N	6	<10 J	54	<0.2	<5	4,400	4.9	–	–	2.7 J	800	9,500	<1
MW-85-237	02/22/21	N	4	<10	41	<0.2	<5	5,800	5.1	–	–	2.8	870	11,000	<1
MW-85-237	12/09/20	N	3.8	<10	43	<0.2	<5	5,700	4.5	–	–	4	860	11,000	<1
MW-85-237	08/21/20	N	4.3	<10	43	<0.2	<5	5,600	4.6	–	–	3.9	860	12,000 J	<1
MW-85-237	05/20/20	N	4.3	<10 J	48	<0.2	<5	5,100	3.8	–	–	3.4 J	850	11,000	<1 J
MW-85-237	02/18/20	N	4.1	<10 J	44	0.05 J	<5	5,700	5	–	–	3.6	870	11,000	<1 J

Appendix B
January 2020 to June 2026 Analytical Results
Second Quarter 2026 Quarterly Progress Report
Pacific Gas and Electric Company, Topock Compressor Station, Needles, California

Monitoring Well ID	Sample Date	Sample Type	Dissolved Vanadium (µg/L)	Dissolved Zinc (µg/L)	Alkalinity (mg/L)	Ammonia (as Nitrogen) (mg/L)	Bromide (mg/L)	Chloride (mg/L)	Fluoride (mg/L)	Nitrate (as Nitrogen) (mg/L)	Nitrite (as Nitrogen) (mg/L)	Nitrate/ Nitrite as N (mg/L)	Sulfate (mg/L)	Total Dissolved Solids (mg/L)	Total Organic Carbon (mg/L)
MW-86-030	04/29/26	N	–	–	–	–	–	--	–	<0.25	–	–	–	–	4.8
MW-86-030	01/28/26	N	–	–	–	–	–	--	–	<0.25	–	–	–	–	6.9
MW-86-030	11/19/25	N	–	–	–	–	–	--	–	<0.25	–	–	–	–	3
MW-86-030	08/20/25	N	–	–	–	–	–	--	–	<0.25 J	–	–	–	–	7.8
MW-86-030	05/15/25	N	–	–	–	–	–	--	–	<0.25	–	–	140	–	6.9
MW-86-030	02/19/25	N	–	–	–	–	–	--	–	<0.25	–	–	–	–	12
MW-86-030	10/30/24	N	–	–	–	–	–	--	–	<0.25	–	–	–	–	14
MW-86-030	08/15/24	N	–	–	–	–	–	--	–	<0.25	–	–	–	–	16 J
MW-86-030	04/08/24	N	–	–	–	–	–	--	–	<0.25	–	–	–	–	7.9
MW-86-030	02/20/24	N	–	–	–	–	–	--	–	<0.25	–	–	–	–	11
MW-86-030	11/27/23	N	–	–	–	–	–	--	–	0.26	–	–	–	–	4.2
MW-86-030	08/17/23	N	–	–	–	–	–	--	–	<0.1	–	–	–	–	6
MW-86-030	05/24/23	N	–	–	–	–	–	--	–	<0.1	–	–	–	–	1
MW-86-030	02/23/23	N	–	–	–	–	–	--	–	<0.05	–	–	–	–	3
MW-86-030	11/16/22	N	–	–	–	–	–	--	–	<0.25	–	–	–	–	2.5
MW-86-030	08/23/22	N	–	–	–	–	–	--	–	<0.25	–	–	–	–	1.7
MW-86-030	05/04/22	N	–	–	–	–	–	--	–	<0.25	–	–	–	–	3.7
MW-86-030	03/07/22	N	–	–	–	–	–	--	–	<0.25	–	–	–	–	1.7
MW-86-030	12/14/21	N	–	–	–	–	–	--	–	–	–	<0.1	–	–	1.5
MW-86-030	08/18/21	N	<1	<10 J	310	0.24	<2.5 J	120	1.4	–	–	<0.1	240	870	1.9
MW-86-030	05/18/21	N	<1	<10 J	300	0.59	<2.5	130	1.8	–	–	<0.05	280	910	1.1
MW-86-030	02/24/21	N	<1	<10 J	250	0.75	<2.5	140	1.4	–	–	<0.05	260	880	1.3
MW-86-030	12/01/20	N	<1	<10	300	0.64	<1	150	1.4	–	–	<0.1	270	900	1.5
MW-86-030	08/25/20	N	<1	<10 J	230	0.29	<1	130	1	–	–	0.17	300	910	1.2
MW-86-030	05/28/20	N	2.1	<10 J	350	1.7	<1	120	3.4 J	–	–	R	120	760	3.4
MW-86-030	02/27/20	N	<1	<10	310	1.1	<1	160	1	–	–	<0.1	180	860	1.6
MW-86-030	08/18/21	FD	<1	<10 J	320	0.23	<2.5	120	1.4	–	–	<0.1	250	860	2.1
MW-86-066	04/29/26	N	–	–	–	–	–	--	–	<0.25	–	–	–	–	<1
MW-86-066	01/28/26	N	–	–	–	–	–	--	–	0.63	–	–	–	–	0.66 J
MW-86-066	11/19/25	N	–	–	–	–	–	--	–	0.58	–	–	–	–	<1
MW-86-066	08/20/25	N	–	–	–	–	–	--	–	<0.25	–	–	–	–	1.9
MW-86-066	05/15/25	N	–	–	–	–	–	--	–	<0.25	–	–	–	–	1.6
MW-86-066	02/19/25	N	–	–	–	–	–	--	–	0.55	–	–	–	–	1
MW-86-066	10/30/24	N	–	–	–	–	–	--	–	<0.25	–	–	–	–	2
MW-86-066	08/15/24	N	–	–	–	–	–	--	–	<0.25	–	–	–	–	6.3 J
MW-86-066	04/08/24	N	–	–	–	–	–	--	–	<0.25	–	–	–	–	2.6
MW-86-066	02/20/24	N	–	–	–	–	–	--	–	0.62	–	–	–	–	1.4
MW-86-066	11/27/23	N	–	–	–	–	–	--	–	0.87	–	–	–	–	2.1
MW-86-066	08/17/23	N	–	–	–	–	–	--	–	0.74	–	–	–	–	0.74
MW-86-066	05/24/23	N	–	–	–	–	–	--	–	<0.25	–	–	–	–	<1
MW-86-066	02/23/23	N	–	–	–	–	–	--	–	<0.25	–	–	–	–	<1
MW-86-066	11/16/22	N	–	–	–	–	–	--	–	0.76	–	–	–	–	<1
MW-86-066	08/23/22	N	–	–	–	–	–	--	–	0.65	–	–	–	–	<1
MW-86-066	05/04/22	N	–	–	–	–	–	--	–	<0.5	–	–	–	–	<1
MW-86-066	03/07/22	N	–	–	–	–	–	--	–	<0.5	–	–	–	–	<1
MW-86-066	12/14/21	N	–	–	–	–	–	--	–	–	–	0.53	–	–	<1
MW-86-066	08/18/21	N	1.6	<10 J	150	<0.2	<5 J	2,000	2	–	–	<0.1	430	4,600	<1
MW-86-066	05/18/21	N	1	<10 J	150	<0.2	<5	1,900	2.5	–	–	0.25	410	4,100	<1
MW-86-066	02/24/21	N	1.3	<10 J	150	0.33	<5	1,900	2.4	–	–	<0.05	400	4,000	<1
MW-86-066	12/01/20	N	<1	<10	160	<0.2	<5	2,100	2.4	–	–	<0.1	460	4,300	<1
MW-86-066	08/25/20	N	<1	<10 J	160	0.21	<5	1,900	2.2	–	–	0.11	390	4,300	<10

Appendix B
January 2020 to June 2026 Analytical Results
Second Quarter 2026 Quarterly Progress Report
Pacific Gas and Electric Company, Topock Compressor Station, Needles, California

Monitoring Well ID	Sample Date	Sample Type	Dissolved Vanadium (µg/L)	Dissolved Zinc (µg/L)	Alkalinity (mg/L)	Ammonia (as Nitrogen) (mg/L)	Bromide (mg/L)	Chloride (mg/L)	Fluoride (mg/L)	Nitrate (as Nitrogen) (mg/L)	Nitrite (as Nitrogen) (mg/L)	Nitrate/ Nitrite as N (mg/L)	Sulfate (mg/L)	Total Dissolved Solids (mg/L)	Total Organic Carbon (mg/L)
MW-86-066	05/28/20	N	<1	<10 J	150	0.24	<5	2,000	2.3 J	–	–	R	420	4,400	<10
MW-86-066	02/27/20	N	<1	<10	170	0.11	<5	1,800	2.2	–	–	<0.1	400	4,200	<1
MW-86-066	02/19/25	FD	–	–	–	–	–	--	–	0.26	–	–	–	–	1.5
MW-86-066	05/18/21	FD	1	<10 J	160	<0.2	<5	1,900	2.3	–	–	0.29	400	4,000	<1
MW-86-066	02/24/21	FD	1.3	<10 J	150	0.3	<5	1,900	2.3	–	–	<0.05	400	3,400	<1
MW-86-120	05/28/26	N	–	–	–	–	–	--	–	<0.25	–	–	–	–	3.4
MW-86-120	02/24/26	N	–	–	–	–	–	--	–	<0.25	–	–	–	–	3.8
MW-86-120	11/19/25	N	–	–	–	–	–	--	–	<0.25	–	–	–	–	1.9
MW-86-120	08/20/25	N	–	–	–	–	–	--	–	<0.5	–	–	–	–	2.7
MW-86-120	05/15/25	N	–	–	–	–	–	--	–	<0.5	–	–	–	–	2
MW-86-120	02/19/25	N	–	–	–	–	–	--	–	<0.5	–	–	–	–	2.6
MW-86-120	10/30/24	N	–	–	–	–	–	--	–	<0.5	–	–	–	–	3.2
MW-86-120	08/15/24	N	–	–	–	–	–	--	–	<0.5	–	–	–	–	5.4
MW-86-120	04/08/24	N	–	–	–	–	–	--	–	0.5	–	–	–	–	2.7
MW-86-120	02/20/24	N	–	–	–	–	–	--	–	<0.5	–	–	–	–	3.4
MW-86-120	11/27/23	N	–	–	–	–	–	--	–	<0.5	–	–	–	–	3.1
MW-86-120	08/17/23	N	–	–	–	–	–	--	–	<0.5	–	–	–	–	1.2
MW-86-120	05/24/23	N	–	–	–	–	–	--	–	0.65	–	–	–	–	<1
MW-86-120	02/23/23	N	–	–	–	–	–	--	–	<0.5	–	–	–	–	<1
MW-86-120	11/16/22	N	–	–	–	–	–	--	–	<0.5	–	–	–	–	<20
MW-86-120	08/23/22	N	–	–	–	–	–	--	–	<0.5	–	–	–	–	<20
MW-86-120	05/04/22	N	–	–	–	–	–	--	–	0.91	–	–	–	–	<1
MW-86-120	03/07/22	N	–	–	–	–	–	--	–	<0.5	–	–	–	–	<1
MW-86-120	12/14/21	N	–	–	–	–	–	--	–	–	–	0.41	–	–	<1
MW-86-120	08/18/21	N	1.7	<10 J	87	<0.2	<5 J	3,500	3.1	–	–	0.67	1,000	8,200	<1
MW-86-120	05/18/21	N	1.2	<10 J	90	<0.2	<5	3,400	3.2	–	–	1.1	1,000	8,100	<1
MW-86-120	02/24/21	N	1.3	<10 J	95	<0.2	<5	3,700	2.9	–	–	0.42	1,000	8,300	<1
MW-86-120	12/01/20	N	<1	<10	100	<0.2	<5	3,600	3.4	–	–	0.3	1,100	8,400	<1
MW-86-120	08/25/20	N	1.4	<10 J	89	<0.2	<5	3,500	3	–	–	0.83	1,000	8,400	<1
MW-86-120	05/28/20	N	1	<10 J	88	<0.2	<5	3,400	3.1 J	–	–	0.64 J	1,000	8,300	<1
MW-86-120	02/27/20	N	<1	<10	96	0.06 J	<5	3,600	3	–	–	0.29	1,000	8,600	<1
MW-86-120	02/24/26	FD	–	–	–	–	–	--	–	<0.25	–	–	–	–	3.6
MW-86-120	08/20/25	FD	–	–	–	–	–	--	–	<0.5 J	–	–	–	–	1.4
MW-86-140	04/29/26	N	–	–	–	–	–	--	–	1.2	–	–	–	–	<1
MW-86-140	01/28/26	N	–	–	–	–	–	--	–	1.2	–	–	–	–	0.15 J
MW-86-140	11/19/25	N	–	–	–	–	–	--	–	<0.25	–	–	–	–	3.7
MW-86-140	08/20/25	N	–	–	–	–	–	--	–	<0.5	–	–	–	–	2.9
MW-86-140	05/15/25	N	–	–	–	–	–	--	–	<0.5	–	–	–	–	3.4
MW-86-140	02/19/25	N	–	–	–	–	–	--	–	<0.5	–	–	–	–	4.5
MW-86-140	10/30/24	N	–	–	–	–	–	--	–	<0.5	–	–	–	–	4.2
MW-86-140	08/15/24	N	–	–	–	–	–	--	–	<0.5	–	–	–	–	6.2
MW-86-140	04/08/24	N	–	–	–	–	–	--	–	<0.5	–	–	–	–	4.9
MW-86-140	02/20/24	N	–	–	–	–	–	--	–	<0.5	–	–	–	–	5.2
MW-86-140	11/27/23	N	–	–	–	–	–	--	–	<0.5	–	–	–	–	4.1
MW-86-140	08/17/23	N	–	–	–	–	–	--	–	<0.5	–	–	–	–	2.9
MW-86-140	05/24/23	N	–	–	–	–	–	--	–	<0.5	–	–	–	–	<1
MW-86-140	02/23/23	N	–	–	–	–	–	--	–	<0.5	–	–	–	–	<1
MW-86-140	11/16/22	N	–	–	–	–	–	--	–	<0.5	–	–	–	–	<1
MW-86-140	08/23/22	N	–	–	–	–	–	--	–	<0.5	–	–	–	–	<1
MW-86-140	05/04/22	N	–	–	–	–	–	--	–	<0.5	–	–	–	–	<1
MW-86-140	03/07/22	N	–	–	–	–	–	--	–	<0.5	–	–	–	–	<1

Appendix B
January 2020 to June 2026 Analytical Results
Second Quarter 2026 Quarterly Progress Report
Pacific Gas and Electric Company, Topock Compressor Station, Needles, California

Monitoring Well ID	Sample Date	Sample Type	Dissolved Vanadium (µg/L)	Dissolved Zinc (µg/L)	Alkalinity (mg/L)	Ammonia (as Nitrogen) (mg/L)	Bromide (mg/L)	Chloride (mg/L)	Fluoride (mg/L)	Nitrate (as Nitrogen) (mg/L)	Nitrite (as Nitrogen) (mg/L)	Nitrate/ Nitrite as N (mg/L)	Sulfate (mg/L)	Total Dissolved Solids (mg/L)	Total Organic Carbon (mg/L)
MW-86-140	12/14/21	N	–	–	–	–	–	--	–	–	–	0.78	–	–	<1
MW-86-140	08/18/21	N	1.3	<10 J	97	0.79	<5 J	4,000	3.1	–	–	0.15	840	8,600	<1
MW-86-140	05/18/21	N	<1	<10 J	83	<0.2	<5	4,600	3	–	–	0.82	920	10,000	<1
MW-86-140	02/24/21	N	<1	<10 J	75	<0.2	<5	5,300	3.6	–	–	0.48	960	11,000	<1
MW-86-140	12/01/20	N	<1	<10	74	<0.2	<5	5,300	3.4	–	–	0.58	1,000	11,000	<1
MW-86-140	08/25/20	N	<1	22 J	82	<0.2	<5	4,700	3	–	–	0.52	930	11,000 J	<1
MW-86-140	05/22/20	N	<1	<10	67	<0.2	<5	4,900	3.5	–	–	0.48	950	11,000	<1
MW-86-140	02/27/20	N	<1	<10	79	0.07 J	<5	5,200	2.4	–	–	0.17	1,000	12,000	<1
MW-86-140	04/08/24	FD	–	–	–	–	–	--	–	<0.5	–	–	–	–	5.8
MW-86-140	05/24/23	FD	–	–	–	–	–	--	–	<0.5	–	–	–	–	1.4
MW-86-140	05/04/22	FD	–	–	–	–	–	--	–	<0.5	–	–	–	–	<1
MW-87-109	06/17/26	N	–	–	–	–	–	--	–	–	–	–	–	–	--
MW-87-109	11/25/25	N	–	–	–	–	–	--	–	9.5	–	–	–	–	–
MW-87-109	05/16/25	N	–	–	–	–	–	--	–	–	–	–	–	–	--
MW-87-109	11/21/24	N	–	–	–	–	–	--	–	8.5	–	–	–	–	–
MW-87-109	08/21/24	N	–	–	–	–	–	--	–	–	–	–	–	–	--
MW-87-109	05/17/24	N	–	–	–	–	–	--	–	–	–	–	–	–	--
MW-87-109	01/10/24	N	–	–	–	–	–	--	–	–	–	–	–	–	--
MW-87-109	11/28/23	N	–	–	–	–	–	--	–	8.8	–	–	–	–	–
MW-87-109	05/18/23	N	–	–	–	–	–	--	–	–	–	–	–	–	--
MW-87-109	11/18/22	N	–	–	–	–	–	--	–	7.1	–	–	–	–	–
MW-87-109	06/08/22	N	–	–	–	–	–	--	–	–	–	–	–	–	--
MW-87-109	11/30/21	N	–	–	–	–	–	--	–	–	–	5.1	–	–	–
MW-87-109	08/23/21	N	3.5	<10	71	<0.2	<5	610	2.3	–	–	8.5	170	1,600	<1
MW-87-109	05/20/21	N	3.4	<10	74	<0.2	<5	610	2.6	–	–	6.3	170	1,400	<10
MW-87-109	02/25/21	N	3.2	<10 J	71	<0.2	<5	710	2.3	–	–	7.3	170	1,500	<1
MW-87-109	12/17/20	N	3.4	<10	74	0.35	<5	580	2.3	–	–	8.5	170	1,400	<1
MW-87-109	10/20/20	N	3.1	<10	73	<0.2	<5	590 J	2.6	–	–	7.6	170	1,500	<1
MW-87-109	09/30/20	N	3.3	R	68	<0.2	<5	660	2	–	–	7.3	160	1,800	<1
MW-87-109	08/26/20	N	3.6	<10 J	73	<0.2	<2.5	610	2.2	–	–	7.9 J	160	1,600	<1 J
MW-87-109	07/22/20	N	3.4	<10	72	<0.2	<2.5	610	2.1	–	–	7.9	160	1,600	<1
MW-87-109	06/15/20	N	3.1	R	79	<0.2	<2.5	630	2.2	–	–	7.2 J	160	1,600	<1
MW-87-109	05/29/20	N	3.1	R	79	<0.2	<2.5	680	1.9	–	–	6.9	170	1,800	<1
MW-87-109	04/23/20	N	2.8	<10 J	73	0.03 J	<2.5	680	1.9	–	–	6.3	170	1,600	<1
MW-87-109	03/18/20	N	3.1	<10	77	<0.1	<1	530	2.2	–	–	9.4 J	170	1,400	<1 J
MW-87-109	02/25/20	N	3.2	<10 J	77	0.04 J	<1	570	2.1	–	–	7.8	170	1,400	<1
MW-87-109	01/27/20	N	3.2	22 J	77	0.06 J	<1	530	2.4	–	–	7.7	180	1,300	<1 J
MW-87-139	06/17/26	N	–	–	–	–	–	--	–	–	–	–	–	–	--
MW-87-139	11/25/25	N	–	–	–	–	–	--	–	1.8	–	–	–	–	–
MW-87-139	05/16/25	N	–	–	–	–	–	--	–	–	–	–	–	–	--
MW-87-139	11/21/24	N	–	–	–	–	–	--	–	1.5	–	–	–	–	–
MW-87-139	05/17/24	N	–	–	–	–	–	--	–	–	–	–	–	–	--
MW-87-139	11/28/23	N	–	–	–	–	–	--	–	1.6	–	–	–	–	–
MW-87-139	05/18/23	N	–	–	–	–	–	--	–	–	–	–	–	–	--
MW-87-139	11/18/22	N	–	–	–	–	–	--	–	1.6	–	–	–	–	–
MW-87-139	06/08/22	N	–	–	–	–	–	--	–	–	–	–	–	–	--
MW-87-139	11/30/21	N	–	–	–	–	–	--	–	–	–	1.3	–	–	–
MW-87-139	08/23/21	N	3.7	<10	49	<0.2	<5	2,200	2.4	–	–	1.3	360	5,400	<1
MW-87-139	05/20/21	N	3.2	<10	46	<0.2	<5	2,100	2.8	–	–	1.1	340	4,400	<1
MW-87-139	02/26/21	N	3.2	<10 J	44	<0.2	<5	2,300	2.7	–	–	1.3	340	4,200	<1
MW-87-139	12/17/20	N	3.8	<10	50	0.3	<5	2,100	2.3	–	–	1.2	350	4,700	<1

Appendix B
January 2020 to June 2026 Analytical Results
Second Quarter 2026 Quarterly Progress Report
Pacific Gas and Electric Company, Topock Compressor Station, Needles, California

Monitoring Well ID	Sample Date	Sample Type	Dissolved Vanadium (µg/L)	Dissolved Zinc (µg/L)	Alkalinity (mg/L)	Ammonia (as Nitrogen) (mg/L)	Bromide (mg/L)	Chloride (mg/L)	Fluoride (mg/L)	Nitrate (as Nitrogen) (mg/L)	Nitrite (as Nitrogen) (mg/L)	Nitrate/ Nitrite as N (mg/L)	Sulfate (mg/L)	Total Dissolved Solids (mg/L)	Total Organic Carbon (mg/L)
MW-87-139	10/20/20	N	<1	<10	120	0.44	<5	1,400 J	2.1	--	--	0.11	220	3,700	<1
MW-87-139	09/30/20	N	3.7	R	48	<0.2	<5	2,200	2.6	--	--	1.2	340	5,400	<1
MW-87-139	08/26/20	N	3.9	<10 J	47	<0.2	<5	2,200	2.4	--	--	1.2 J	350	5,800	<1 J
MW-87-139	07/22/20	N	3.4	<10	46	<0.2	<5	2,300	2.5	--	--	1.4	350	5,500	<1
MW-87-139	06/15/20	N	3.3	R	50	<0.2	<5	2,400	2.6	--	--	1.2 J	340	5,400	<1
MW-87-139	05/29/20	N	5.5	77 J	92	<0.2	<5	1,500	2.1	--	--	1.2	250	3,600	<1
MW-87-139	04/23/20	N	3.1	<10 J	46	0.33	<5	2,500	2.5	--	--	1.3	360	5,000	<1
MW-87-139	03/18/20	N	3	<10	48	<0.1	<5	2,200	2.3	--	--	1.1 J	340	4,900	<1 J
MW-87-139	02/18/20	N	3.7	<10 J	48	0.07 J	<5	2,200	2.7	--	--	1.1	350	5,100	<1 J
MW-87-139	01/27/20	N	3.2	R	49	0.06 J	<5	2,200	2.6	--	--	1.2	330	5,000	<1
MW-87-139	05/18/23	FD	--	--	--	--	--	--	--	--	--	--	--	--	--
MW-87-192	06/17/26	N	--	--	--	--	--	--	--	--	--	--	--	--	--
MW-87-192	11/25/25	N	--	--	--	--	--	--	--	1.3	--	--	--	--	--
MW-87-192	05/16/25	N	--	--	--	--	--	--	--	--	--	--	--	--	--
MW-87-192	11/21/24	N	--	--	--	--	--	--	--	1.3	--	--	--	--	--
MW-87-192	05/17/24	N	--	--	--	--	--	--	--	--	--	--	--	--	--
MW-87-192	11/28/23	N	--	--	--	--	--	--	--	1.2	--	--	--	--	--
MW-87-192	05/18/23	N	--	--	--	--	--	--	--	--	--	--	--	--	--
MW-87-192	11/18/22	N	--	--	--	--	--	--	--	1.1	--	--	--	--	--
MW-87-192	06/08/22	N	--	--	--	--	--	--	--	--	--	--	--	--	--
MW-87-192	11/30/21	N	--	--	--	--	--	--	--	--	--	1.1	--	--	--
MW-87-192	08/23/21	N	8.2	<10	48	<0.2	<5	2,700	3.5	--	--	1	330	5,700	<1
MW-87-192	05/20/21	N	7.5	<10	47	<0.2	<5	2,600	4	--	--	0.98	330	5,100	<1
MW-87-192	02/26/21	N	7.3	<10 J	44	<0.2	<5	2,800	3.7	--	--	0.94	340	5,400	<1
MW-87-192	12/17/20	N	7.1	<10	47	<0.2	<5	2,700	3.1	--	--	0.94	340	5,300	<1
MW-87-192	10/20/20	N	6.4	<10	55	<0.2	<5	2,800 J	3.7	--	--	0.81	340	5,700	<1
MW-87-192	09/30/20	N	6.8	R	47	<0.2	<5	2,700	3.7	--	--	0.87	340	5,700	<1
MW-87-192	08/26/20	N	6.7	<10 J	48	<0.2	<5	2,600	3.3	--	--	0.86 J	330	5,900	<1 J
MW-87-192	07/22/20	N	6.7	<10	48	<0.2	<5	2,700	3.6	--	--	0.78	340	5,800	<1
MW-87-192	06/17/20	N	6.3	R	50	<0.2	<5	2,800	3.7	--	--	0.7 J	340	6,200	<1
MW-87-192	05/29/20	N	6.4	R	45	<0.2	<5	2,700	3.4	--	--	0.7	330	5,700	<1
MW-87-192	04/22/20	N	6.5	<10 J	44	<0.1	<5	2,800	3	--	--	0.88	350	5,400	<1
MW-87-192	03/18/20	N	5.7	<10	47	<0.1	<5	2,800	3.1	--	--	0.73 J	340	5,700	<1 J
MW-87-192	02/18/20	N	6.5	<10 J	49	0.05 J	<5	2,700	3.7	--	--	0.79	340	5,700	<1 J
MW-87-192	01/27/20	N	5.7	R	50	0.05 J	<5	2,800	3.9	--	--	0.66	340	5,500	<1
MW-87-275	06/17/26	N	--	--	--	--	--	--	--	--	--	--	--	--	--
MW-87-275	11/25/25	N	--	--	--	--	--	--	--	1.3	--	--	--	--	--
MW-87-275	05/16/25	N	--	--	--	--	--	--	--	--	--	--	--	--	--
MW-87-275	11/21/24	N	--	--	--	--	--	--	--	1.3	--	--	--	--	--
MW-87-275	05/17/24	N	--	--	--	--	--	--	--	--	--	--	--	--	--
MW-87-275	11/28/23	N	--	--	--	--	--	--	--	1.6	--	--	--	--	--
MW-87-275	05/18/23	N	--	--	--	--	--	--	--	--	--	--	--	--	--
MW-87-275	11/18/22	N	--	--	--	--	--	--	--	1.1	--	--	--	--	--
MW-87-275	06/08/22	N	--	--	--	--	--	--	--	--	--	--	--	--	--
MW-87-275	11/30/21	N	--	--	--	--	--	--	--	--	--	1	--	--	--
MW-87-275	08/23/21	N	5.1	<10	47	<0.2	<5	3,700	4.1	--	--	0.76	460	7,500	<1
MW-87-275	05/20/21	N	4.6	<10	45	<0.2	<5	3,400	4.6	--	--	0.79	460	7,100	<1
MW-87-275	02/26/21	N	4.1	<10 J	39	<0.2	<5	3,300	4	--	--	0.8	430	6,400	<1
MW-87-275	12/17/20	N	4.5	<10	46	<0.2	<5	3,400	4.3	--	--	0.83	440	7,300	<1
MW-87-275	10/20/20	N	3.9	<10	44	<0.2	<5	3,400 J	4.1	--	--	0.78	440	7,600	<1
MW-87-275	09/30/20	N	4.3	R	44	<0.2	<5	3,400	4.3	--	--	0.74	440	7,800	<50

Appendix B
January 2020 to June 2026 Analytical Results
Second Quarter 2026 Quarterly Progress Report
Pacific Gas and Electric Company, Topock Compressor Station, Needles, California

Monitoring Well ID	Sample Date	Sample Type	Dissolved Vanadium (µg/L)	Dissolved Zinc (µg/L)	Alkalinity (mg/L)	Ammonia (as Nitrogen) (mg/L)	Bromide (mg/L)	Chloride (mg/L)	Fluoride (mg/L)	Nitrate (as Nitrogen) (mg/L)	Nitrite (as Nitrogen) (mg/L)	Nitrate/ Nitrite as N (mg/L)	Sulfate (mg/L)	Total Dissolved Solids (mg/L)	Total Organic Carbon (mg/L)
MW-87-275	08/26/20	N	4.4	<10 J	48	<0.2	<5	3,400	4.2	–	–	0.67 J	430	7,700	<1 J
MW-87-275	07/22/20	N	4.3	<10	42	<0.2	<5	3,400	4.4	–	–	0.77	440	7,700	<1
MW-87-275	06/17/20	N	4.2	R	46	<0.2	<5	3,500	4	–	–	0.7 J	440	7,600	<50
MW-87-275	05/29/20	N	3.9	R	42	<0.2	<5	3,500	4.7	–	–	0.73	450	8,000	<1
MW-87-275	04/22/20	N	3.9	<10 J	29	<0.1	<5	3,600	4.1	–	–	0.69	470	7,300	<1
MW-87-275	03/18/20	N	3.3	<10	43	<0.1	<5	3,600	4.2	–	–	0.59 J	460	7,400	<1 J
MW-87-275	02/18/20	N	4.2	<10 J	22	0.05 J	<5	3,400	4.4	–	–	0.59	450	6,800	<1 J
MW-87-275	01/27/20	N	4	R	44	0.04 J	<5	3,500	4.5	–	–	0.77	430	7,100	<1
MW-87-275	11/25/25	FD	–	–	–	–	–	--	–	1.3	–	–	–	–	--
MW-87-275	11/21/24	FD	–	–	–	–	–	--	–	1.3	–	–	–	–	--
MW-87-275	10/20/20	FD	3.9	<10	47	<0.2	<5	3,400 J	4.3	–	–	0.73	440	7,400	<1
MW-87-275	09/30/20	FD	4.3	R	45	<0.2	<5	3,500	3.7	–	–	0.64	440	7,400	<1
MW-87-275	08/26/20	FD	4.3	<10 J	45	<0.2	<5	3,400	4	–	–	0.69 J	430	7,500	<1 J
MW-87-275	07/22/20	FD	4.2	<10	40	<0.2	<5	3,400	4.5	–	–	0.82	440	7,600	<1
MW-88-107	06/17/26	N	–	<10	140	–	<2.5	860	1.1	13	–	–	280	2,000	–
MW-88-107	02/24/26	N	–	<10	150	–	<2.5	460	0.88	13	–	–	160	1,200	–
MW-88-107	12/18/25	N	–	<10	160	–	<2.5	82	0.87	13	–	–	69	490	–
MW-88-107	08/27/25	N	–	<10	140	–	<2.5	610	0.66	13	–	–	190	1,600	–
MW-88-107	05/22/25	N	–	13	150	–	<2.5	360	0.99	14	–	–	150	930	–
MW-88-107	10/30/24	N	–	<10	160	–	<2.5	94	0.8	14	–	–	71	530	–
MW-88-107	05/21/24	N	–	<10	160	–	<2.5	170	1.2	14	–	–	100	650	–
MW-88-107	02/22/24	N	–	<10	170	–	<2.5	55	0.96	11	–	–	74	440	–
MW-88-107	01/11/24	N	–	<10	160	–	<2.5	57	1.1	13	–	–	74	440	–
MW-88-107	12/14/23	N	–	10	170	–	<2.5	59	0.83	11	–	–	72	440	–
MW-88-107	11/09/23	N	–	<10	170	–	<2.5	190	1.3	12	–	–	120	710	–
MW-88-107	10/12/23	N	–	<10	160	–	<2.5	94	1	12 J	–	–	86	560	–
MW-88-107	09/12/23	N	–	<10 J	180	–	<5	84	0.91	13 J	–	–	84	520	–
MW-88-107	08/10/23	N	–	<10	140	–	<2.5	800	1	13	–	–	260	1,900	–
MW-88-107	07/18/23	N	–	<10	160	–	<1	130	0.99	12	–	–	95	590	–
MW-88-107	06/01/23	N	–	–	–	–	–	--	–	–	–	–	–	–	--
MW-88-107	02/20/23	N	–	–	–	–	–	--	–	–	–	–	–	–	--
MW-88-107	11/30/22	N	–	–	–	–	–	--	–	–	–	–	–	–	--
MW-88-107	06/08/22	N	–	–	–	–	–	--	–	–	–	–	–	–	--
MW-88-107	12/08/21	N	–	–	–	–	–	--	–	–	–	–	–	–	--
MW-88-107	08/20/21	N	14	<10	130	<0.2	<2.5	490	1	–	–	12	200	1,300	<1
MW-88-107	05/19/21	N	11	<10	130	<0.2	<2.5	420	1.1	–	–	11	180	1,200	<1
MW-88-107	02/24/21	N	12	<10 J	130	<0.2	<2.5	380	1.2	–	–	10	170	1,100	<1
MW-88-107	12/10/20	N	13	<10	140	<0.2	<2.5	350	1.1	–	–	11	170	1,100	<1
MW-88-107	08/19/20	N	9	<10 J	140	<0.2	<2.5	360	1.1	–	–	11 J	170	1,100	<1
MW-88-107	05/28/20	N	8.6	<10 J	140	<0.2	<2.5	380	1 J	–	–	10 J	180	1,100	<1
MW-88-107	02/25/20	N	9.9	<10 J	140	0.05 J	<2.5	360	0.81	–	–	10	170	1,100	<1
MW-88-107	01/29/20	N	8.6	R	140	<0.1	<2.5	350	0.96	–	–	9.1	170	1,000	<1
MW-88-107	06/17/26	FD	–	<10	130	–	<2.5	860	1	13	–	–	270	2,000	–
MW-88-107	05/22/25	FD	–	19	150	–	<2.5	340	0.82	15	–	–	140	900	–
MW-88-107	08/20/21	FD	13	<10	120	<0.2	<2.5	490	1	–	–	12	200	1,300	<1
MW-89-183	06/10/26	N	–	–	–	–	–	--	–	–	–	–	–	–	--
MW-89-183	12/11/25	N	–	–	–	–	–	--	–	2.9	–	2.8	–	–	–
MW-89-183	06/11/25	N	–	–	–	–	–	--	–	–	–	–	–	–	--
MW-89-183	12/12/24	N	–	–	–	–	–	--	–	3	–	2.9	–	–	–
MW-89-183	05/23/24	N	–	–	–	–	–	--	–	–	–	–	–	–	--
MW-89-183	11/29/23	N	–	–	–	–	–	--	–	3.3	–	2.9 J	–	–	–

Appendix B
January 2020 to June 2026 Analytical Results
Second Quarter 2026 Quarterly Progress Report
Pacific Gas and Electric Company, Topock Compressor Station, Needles, California

Monitoring Well ID	Sample Date	Sample Type	Dissolved Vanadium (µg/L)	Dissolved Zinc (µg/L)	Alkalinity (mg/L)	Ammonia (as Nitrogen) (mg/L)	Bromide (mg/L)	Chloride (mg/L)	Fluoride (mg/L)	Nitrate (as Nitrogen) (mg/L)	Nitrite (as Nitrogen) (mg/L)	Nitrate/ Nitrite as N (mg/L)	Sulfate (mg/L)	Total Dissolved Solids (mg/L)	Total Organic Carbon (mg/L)
MW-89-183	05/25/23	N	–	–	–	–	–	--	–	–	–	–	–	–	--
MW-89-183	12/01/22	N	–	–	–	–	–	--	–	3.9	–	2.8 J	–	–	–
MW-89-183	06/16/22	N	–	–	–	–	–	--	–	–	–	–	–	–	--
MW-89-183	12/06/21	N	–	–	–	–	–	--	–	–	–	2.8	–	–	–
MW-89-183	08/25/21	N	4.3	<10	50	<0.2	<5	2,100	3.2	–	–	2.7 J	490	5,000	<1
MW-89-183	05/19/21	N	3.9	<10	53	<0.2	<5	2,000	3.8	–	–	2.9	490	4,400	<1
MW-89-183	02/24/21	N	3.6	<10 J	53	<0.2	<5	2,100	3.4	–	–	2.6	480	4,400	<1
MW-89-183	12/10/20	N	3.6	<10	51	<0.2	<5	2,100	3.6	–	–	2.8	500	4,300	<1
MW-89-183	08/19/20	N	4	<10 J	51	<0.2	<5	2,100	3	–	–	3.3 J	480	5,200	<1
MW-89-183	05/20/20	N	3.5	<10 J	50	<0.2	<5	2,100	3.4	–	–	2.6	490	5,100	<10 J
MW-89-183	02/19/20	N	3.1	R	55	0.08 J	<10	2,100	2.9	–	–	2.2	460	4,700	<1 J
MW-89-183	11/29/23	FD	–	–	–	–	–	--	–	3.3	–	3 J	–	–	–
MW-89-183	12/01/22	FD	–	–	–	–	–	--	–	4.4	–	2.8 J	–	–	–
MW-89-273	06/10/26	N	–	–	–	–	–	--	–	–	–	–	–	–	--
MW-89-273	12/11/25	N	–	–	–	–	–	--	–	2.7	–	2.7	–	–	–
MW-89-273	06/11/25	N	–	–	–	–	–	--	–	–	–	–	–	–	--
MW-89-273	12/12/24	N	–	–	–	–	–	--	–	3	–	2.8 J	–	–	–
MW-89-273	05/23/24	N	–	–	–	–	–	--	–	–	–	–	–	–	--
MW-89-273	11/29/23	N	–	–	–	–	–	--	–	3.2	–	2.8 J	–	–	–
MW-89-273	05/25/23	N	–	–	–	–	–	--	–	–	–	–	–	–	--
MW-89-273	12/01/22	N	–	–	–	–	–	--	–	4	–	2.8 J	–	–	–
MW-89-273	06/16/22	N	–	–	–	–	–	--	–	–	–	–	–	–	--
MW-89-273	12/06/21	N	–	–	–	–	–	--	–	–	–	2.7	–	–	–
MW-89-273	08/25/21	N	17	<10	59	<0.2	<5	2,100	4.8	–	–	2.8 J	460	4,300	<1
MW-89-273	05/19/21	N	16	<10	62	<0.2	<5	2,100	5	–	–	2.8	480	4,200	<1
MW-89-273	02/24/21	N	16	<10 J	57	<0.2	<5	2,100	5.6	–	–	2.7	480	4,500	<1
MW-89-273	12/10/20	N	16	<10	57	<0.2	<5	2,100	5.1	–	–	3	490	4,500	<1
MW-89-273	08/19/20	N	17	<10 J	55	<0.2	<5	2,100	4.6	–	–	2.8 J	480	4,600	<1
MW-89-273	05/20/20	N	14	<10 J	58	<0.2	<5	2,100	4.5	–	–	2.1 J	490	4,500	<1 J
MW-89-273	02/19/20	N	13	R	63	0.06 J	<5	2,000	4.8	–	–	2.9	470	4,400	<1 J
MW-89-273	05/25/23	FD	–	–	–	–	–	--	–	–	–	–	–	–	--
MW-90-031	06/16/26	N	–	–	–	–	–	--	–	<0.5	–	–	–	–	20
MW-90-031	02/18/26	N	–	–	–	–	–	--	–	<0.5	–	–	–	–	27 J
MW-90-031	12/10/25	N	–	–	–	–	–	--	–	<0.5	–	–	–	–	14
MW-90-031	08/21/25	N	–	–	–	–	–	--	–	<0.5	–	–	–	–	22
MW-90-031	05/22/25	N	–	–	–	–	–	--	–	<0.5	–	–	–	–	23
MW-90-031	02/19/25	N	–	–	–	–	–	--	–	<0.5	–	–	–	–	40
MW-90-031	10/30/24	N	–	–	–	–	–	--	–	<0.5	–	–	–	–	45
MW-90-031	08/22/24	N	–	–	–	–	–	--	–	<0.5	–	–	–	–	38
MW-90-031	04/09/24	N	–	–	–	–	–	--	–	0.65	–	–	–	–	18 J
MW-90-031	02/21/24	N	–	–	–	–	–	--	–	<0.5	–	<0.1	–	–	25
MW-90-031	11/14/23	N	–	–	–	–	–	--	–	<0.5	–	0.1 J	–	–	40
MW-90-031	08/16/23	N	–	–	–	–	–	--	–	<0.5	–	<0.1	–	–	21 J
MW-90-031	05/23/23	N	–	–	–	–	–	--	–	<0.5	–	<0.1	–	–	6.3
MW-90-031	02/22/23	N	–	–	–	18	–	--	–	<0.5	–	<0.1	–	–	1.8
MW-90-031	11/16/22	N	–	–	–	–	–	--	–	<0.5	–	0.03 J	–	–	2.1
MW-90-031	08/19/22	N	–	–	–	–	–	--	–	<0.5	–	<0.1	–	–	2.2
MW-90-031	05/05/22	N	–	–	–	–	–	--	–	<0.5	–	<0.1	–	–	2
MW-90-031	03/04/22	N	–	–	–	–	–	--	–	0.66	–	–	–	–	1.8
MW-90-031	12/08/21	N	–	–	–	–	–	--	–	–	–	<0.1	–	–	1.8
MW-90-031	08/18/21	N	2.8	<10 J	820	9.2	<5 J	3,300	1.6	–	–	<0.1	1,500	8,200	2.5

Appendix B
January 2020 to June 2026 Analytical Results
Second Quarter 2026 Quarterly Progress Report
Pacific Gas and Electric Company, Topock Compressor Station, Needles, California

Monitoring Well ID	Sample Date	Sample Type	Dissolved Vanadium (µg/L)	Dissolved Zinc (µg/L)	Alkalinity (mg/L)	Ammonia (as Nitrogen) (mg/L)	Bromide (mg/L)	Chloride (mg/L)	Fluoride (mg/L)	Nitrate (as Nitrogen) (mg/L)	Nitrite (as Nitrogen) (mg/L)	Nitrate/ Nitrite as N (mg/L)	Sulfate (mg/L)	Total Dissolved Solids (mg/L)	Total Organic Carbon (mg/L)
MW-90-031	05/25/21	N	2.1	<10 J	840	9	<5	3,400	1.5	–	–	<0.05	1,500	8,600	<20
MW-90-031	02/17/21	N	2.3	<10	910	13	<5	4,600	1.7	–	–	0.11	1,700	10,000	1.7
MW-90-031	12/02/20	N	2.2	<10	870	10	<5	4,100	2.1	–	–	<0.1	1,600	9,800	2
MW-90-031	08/18/20	N	2.3	<10 J	810	9.4	<5	3,900	1.7	–	–	0.094	1,500	9,900	1.7
MW-90-031	05/26/20	N	1.9	<10	830	9.7	<5	3,900	1.7	–	–	0.14	1,500	10,000	1.5
MW-90-031	02/25/20	N	2.2	<10 J	820	8.9	<5	4,400	1.6	–	–	0.082	1,600	11,000	1.7
MW-90-031	04/09/24	FD	–	–	–	–	–	--	–	0.62	–	–	–	–	21 J
MW-90-031	11/14/23	FD	–	–	–	–	–	--	–	0.93	–	2.5 J	–	–	23
MW-91-045	06/11/26	N	–	–	–	–	–	--	–	–	–	–	–	–	--
MW-91-045	02/25/26	N	–	–	–	–	–	--	–	–	–	–	85.30	–	–
MW-91-045	05/20/25	N	–	–	–	–	–	--	–	–	–	–	–	–	--
MW-91-045	12/04/24	N	–	–	–	–	–	--	–	2.28	–	–	–	–	--
MW-91-045	04/30/24	N	–	–	–	–	–	--	–	–	–	–	–	–	--
MW-91-045	11/17/23	N	–	–	–	–	–	--	–	0.685	–	–	–	–	–
MW-91-045	05/17/23	N	–	–	–	–	–	--	–	–	–	–	–	–	--
MW-91-045	12/15/22	N	–	–	–	–	–	--	–	0.632	–	–	–	–	–
MW-91-045	06/15/22	N	–	–	–	–	–	--	–	–	–	–	–	–	--
MW-91-045	12/14/21	N	–	–	–	–	–	--	–	0.303	–	–	–	–	–
MW-91-045	08/24/21	N	2.1	<10	150	<0.2	<5	360	3.2	–	–	0.19	100	910	<1
MW-91-045	06/08/21	N	<10	R	–	–	–	391	2.81	–	–	<0.1	113	986	–
MW-91-045	05/26/21	N	1.7	<10	150	<0.2	<5	350	3.5	–	–	0.19	100	890	<1
MW-91-045	02/23/21	N	2	<10	150	<0.2	<2.5	390	3.2	–	–	0.44	110	960	<1
MW-91-045	12/08/20	N	1.5	<10	160	<0.2	<2.5	450	3	–	–	0.53	110	1,100	<1
MW-91-045	08/20/20	N	<1	<10	170	<0.2	<2.5	580	2.6	–	–	<0.05	120	1,400	<1
MW-91-045	05/19/20	N	<1	<10	160	<0.2	<2.5	470	2.7	–	–	<0.05	130	1,200	<1
MW-91-045	02/26/20	N	<1	<10	170	<0.1	<2.5	610	2.9	–	–	0.1	140	1,400	<1
MW-91-045	01/28/20	N	<1	R	180	0.16	<1	810	2.7	–	–	0.17	120	1,700	<1 J
MW-91-045	05/19/20	FD	<1	<10	150	<0.2	<2.5	470	2.7	–	–	<0.05	130	1,200	<1
MW-91-120	06/11/26	N	–	–	–	–	–	--	–	–	–	–	–	–	--
MW-91-120	02/25/26	N	–	–	–	–	–	--	–	–	–	–	537	–	–
MW-91-120	05/20/25	N	–	–	–	–	–	--	–	–	–	–	–	–	--
MW-91-120	12/04/24	N	–	–	–	–	–	--	–	1.02	–	–	–	–	–
MW-91-120	04/30/24	N	–	–	–	–	–	--	–	–	–	–	–	–	--
MW-91-120	11/17/23	N	–	–	–	–	–	--	–	1.86	–	–	–	–	–
MW-91-120	05/17/23	N	–	–	–	–	–	--	–	–	–	–	–	–	--
MW-91-120	12/15/22	N	–	–	–	–	–	--	–	1.77	–	–	–	–	–
MW-91-120	06/15/22	N	–	–	–	–	–	--	–	–	–	–	–	–	--
MW-91-120	12/14/21	N	–	–	–	–	–	--	–	1.3	–	–	–	–	–
MW-91-120	08/24/21	N	1.7	<10	150	<0.2	<5	2,600	2.5	–	–	0.83	850	6,500	<1
MW-91-120	06/08/21	N	<10	R	–	–	–	3,180	1.41	–	–	1.16	869	4,820	–
MW-91-120	05/26/21	N	2.1	<10	160	<0.2	<5	2,600	2.7	–	–	1.2	850	5,800	<1
MW-91-120	02/23/21	N	<1	<10	140	<0.22	<5	3,000	2.4	–	–	0.89	850	7,100	<1
MW-91-120	12/08/20	N	<1	<10	140	<0.2	<5	2,900	2.2	–	–	1.2	850	6,700	<1
MW-91-120	08/20/20	N	2	<10	170	<0.2	<5	2,600	2.4	–	–	0.82	880	6,600	<1
MW-91-120	05/19/20	N	1.3	<10	170	<0.2	<5	2,700	2.3	–	–	0.66	910	7,000	<1
MW-91-120	02/26/20	N	<1	<10	150	<0.1	<5	2,900	2	–	–	0.54	890	7,200	<1
MW-91-120	01/28/20	N	<1	R	130	0.11	<5	3,000	2.4	–	–	1.8	770	6,400	<1 J
MW-91-120	04/30/24	FD	–	–	–	–	–	--	–	–	–	–	–	–	--
MW-91-170	06/11/26	N	–	–	–	–	–	--	–	–	–	–	–	–	--
MW-91-170	02/25/26	N	–	–	–	–	–	--	–	–	–	–	510	–	–
MW-91-170	05/20/25	N	–	–	–	–	–	--	–	–	–	–	–	–	--

Appendix B
January 2020 to June 2026 Analytical Results
Second Quarter 2026 Quarterly Progress Report
Pacific Gas and Electric Company, Topock Compressor Station, Needles, California

Monitoring Well ID	Sample Date	Sample Type	Dissolved Vanadium (µg/L)	Dissolved Zinc (µg/L)	Alkalinity (mg/L)	Ammonia (as Nitrogen) (mg/L)	Bromide (mg/L)	Chloride (mg/L)	Fluoride (mg/L)	Nitrate (as Nitrogen) (mg/L)	Nitrite (as Nitrogen) (mg/L)	Nitrate/ Nitrite as N (mg/L)	Sulfate (mg/L)	Total Dissolved Solids (mg/L)	Total Organic Carbon (mg/L)
MW-91-170	12/04/24	N	–	–	–	–	–	--	–	1.57	–	–	–	–	–
MW-91-170	04/30/24	N	–	–	–	–	–	--	–	–	–	–	–	–	--
MW-91-170	11/17/23	N	–	–	–	–	–	--	–	1.53	–	–	–	–	–
MW-91-170	05/17/23	N	–	–	–	–	–	--	–	–	–	–	–	–	--
MW-91-170	12/15/22	N	–	–	–	–	–	--	–	1.33	–	–	–	–	–
MW-91-170	06/15/22	N	–	–	–	–	–	--	–	–	–	–	–	–	--
MW-91-170	12/14/21	N	–	–	–	–	–	--	–	0.655	–	–	–	–	–
MW-91-170	08/24/21	N	1.1	<10	55	<0.2	<5	3,500	3.9	–	–	0.2	590	7,500	<1
MW-91-170	06/08/21	N	<10	R	–	–	–	3,970	2.84	–	–	0.857	618	6,660	–
MW-91-170	05/26/21	N	1.1	<10	52	<0.2	<5	3,500	4.1	–	–	0.78	590	7,200	<1
MW-91-170	02/23/21	N	1.4	<10	42	<0.2	<2.5	3,800	5.8	–	–	1.3	630	8,200	<1
MW-91-170	12/08/20	N	<1	<10	47	<0.2	<2.5	3,800	5	–	–	0.72	630	7,700	<1
MW-91-170	08/20/20	N	<1	<10	55	<0.2	<2.5	3,400	4.2	–	–	0.39	580	7,600	<1
MW-91-170	05/19/20	N	<1	<10	51	0.21	<2.5	3,600	4.2	–	–	0.39	600	8,000	<1
MW-91-170	02/26/20	N	1.1	<10	40	<0.1	<2.5	3,700	5.4	–	–	0.93	620	7,700	<1
MW-91-170	01/28/20	N	<1	R	43	0.08 J	<2.5	3,900	6	–	–	0.85	640	8,000	<1 J
MW-91-170	11/17/23	FD	–	–	–	–	–	--	–	1.53	–	–	–	–	–
MW-91-170	02/26/20	FD	1	<10	41	<0.1	<2.5	3,800	5.5	–	–	0.84	640	7,900	<1
MW-91-320	06/11/26	N	–	–	–	–	–	--	–	–	–	–	–	–	--
MW-91-320	02/25/26	N	–	–	–	–	–	--	–	–	–	–	1,920	–	–
MW-91-320	05/20/25	N	–	–	–	–	–	--	–	–	–	–	–	–	--
MW-91-320	12/04/24	N	–	–	–	–	–	--	–	<0.5	–	–	–	–	–
MW-91-320	04/30/24	N	–	–	–	–	–	--	–	–	–	–	–	–	--
MW-91-320	11/17/23	N	–	–	–	–	–	--	–	<1	–	–	–	–	–
MW-91-320	05/17/23	N	–	–	–	–	–	--	–	–	–	–	–	–	--
MW-91-320	12/15/22	N	–	–	–	–	–	--	–	<1	–	–	–	–	–
MW-91-320	06/15/22	N	–	–	–	–	–	--	–	–	–	–	–	–	--
MW-91-320	12/14/21	N	–	–	–	–	–	--	–	<2	–	–	–	–	–
MW-91-320	08/24/21	N	<1	<10	66	0.27	<5	12,000	2.9	–	–	<0.1	1,800	19,000	<1
MW-91-320	06/08/21	N	<10	R	–	–	–	11,900	2.28	–	–	<0.5	1,870	17,200	–
MW-91-320	05/26/21	N	<1	<10	100	0.27	<5	10,000	4.8	–	–	<0.05	1,700	19,000	<1
MW-91-320	02/23/21	N	<1	<10	53	0.3	<5	11,000	4.5	–	–	0.059	1,800	21,000	<1
MW-91-320	12/08/20	N	<1	<10	61	0.26	<5	11,000	5.1	–	–	<0.05	1,600	20,000	<1
MW-91-320	08/20/20	N	<1	<10	64	0.27	<5	10,000	4.9	–	–	<0.05	1,600	19,000	<1
MW-91-320	05/19/20	N	<1	<50	70	0.31	<5	10,000	3.7	–	–	0.21	1,600	20,000	<1
MW-91-320	02/26/20	N	<1	<10	69	<0.11	<5	11,000	5.2	–	–	<0.1	1,500	19,000 J	<1
MW-91-320	01/28/20	N	<1	R	75	0.2	<5	11,000	6.9	–	–	<0.05	1,400	19,000 J	<20 J
MW-92-037	06/11/26	N	–	–	–	–	–	--	–	–	–	–	–	–	--
MW-92-037	02/25/26	N	–	–	–	–	–	--	–	–	–	–	88.20	–	–
MW-92-037	05/20/25	N	–	–	–	–	–	--	–	–	–	–	–	–	--
MW-92-037	12/04/24	N	–	–	–	–	–	--	–	<0.1	–	–	–	–	–
MW-92-037	04/30/24	N	–	–	–	–	–	--	–	–	–	–	–	–	--
MW-92-037	11/17/23	N	–	–	–	–	–	--	–	<0.1	–	–	–	–	–
MW-92-037	05/17/23	N	–	–	–	–	–	--	–	–	–	–	–	–	--
MW-92-037	12/15/22	N	–	–	–	–	–	--	–	<0.1	–	–	–	–	–
MW-92-037	06/15/22	N	–	–	–	–	–	--	–	–	–	–	–	–	--
MW-92-037	12/14/21	N	–	–	–	–	–	--	–	<0.1	–	–	–	–	–
MW-92-037	08/24/21	N	<1	<10	140	0.24	<5	330	4.4	–	–	<0.1	80	810	<5
MW-92-037	06/08/21	N	<10	R	–	–	–	494	6.18	–	–	<0.1	111	1,310	–
MW-92-037	05/26/21	N	1.2	<10	270	0.38	<5	460	7.5	–	–	<0.05	120	1,300	<1
MW-92-037	02/23/21	N	<1	<10	140	<0.2	<5	370	4.8	–	–	<0.05	89	890	<10

Appendix B
January 2020 to June 2026 Analytical Results
Second Quarter 2026 Quarterly Progress Report
Pacific Gas and Electric Company, Topock Compressor Station, Needles, California

Monitoring Well ID	Sample Date	Sample Type	Dissolved Vanadium (µg/L)	Dissolved Zinc (µg/L)	Alkalinity (mg/L)	Ammonia (as Nitrogen) (mg/L)	Bromide (mg/L)	Chloride (mg/L)	Fluoride (mg/L)	Nitrate (as Nitrogen) (mg/L)	Nitrite (as Nitrogen) (mg/L)	Nitrate/ Nitrite as N (mg/L)	Sulfate (mg/L)	Total Dissolved Solids (mg/L)	Total Organic Carbon (mg/L)
MW-92-037	12/08/20	N	<1	<10	120	<0.2	<5	390	4.1	–	–	0.067	83	930	<1
MW-92-037	08/20/20	N	<1	<10	130	0.22	<5	350	4.4	–	–	<0.05	81	870	<10
MW-92-037	05/19/20	N	<1	<10	110	<0.2	<2.5	340	4.1	–	–	<0.05	94	870	<10
MW-92-037	02/26/20	N	<1	<10	120	<0.1	<2.5	360	4.1	–	–	<0.1	83	870	<10
MW-92-037	01/28/20	N	<1	R	130	0.07 J	<1	370	4.2	–	–	<0.05	81	870	<1 J
MW-92-037	12/04/24	FD	–	–	–	–	–	--	–	<0.1	–	–	–	–	–
MW-92-037	12/15/22	FD	–	–	–	–	–	--	–	<0.1	–	–	–	–	–
MW-92-037	05/26/21	FD	1.2	<10	270	0.37	<5	460	7.4	–	–	<0.05	120	1,300	<1
MW-92-072	06/11/26	N	–	–	–	–	–	--	–	–	–	–	–	–	--
MW-92-072	02/25/26	N	–	–	–	–	–	--	–	–	–	–	103	–	–
MW-92-072	05/20/25	N	–	–	–	–	–	--	–	–	–	–	–	–	--
MW-92-072	12/04/24	N	–	–	–	–	–	--	–	0.588	–	–	–	–	–
MW-92-072	04/30/24	N	–	–	–	–	–	--	–	–	–	–	–	–	--
MW-92-072	11/17/23	N	–	–	–	–	–	--	–	0.511	–	–	–	–	–
MW-92-072	05/17/23	N	–	–	–	–	–	--	–	–	–	–	–	–	--
MW-92-072	12/15/22	N	–	–	–	–	–	--	–	0.418	–	–	–	–	–
MW-92-072	06/15/22	N	–	–	–	–	–	--	–	–	–	–	–	–	--
MW-92-072	12/14/21	N	–	–	–	–	–	--	–	0.469	–	–	–	–	–
MW-92-072	08/24/21	N	7.2	<10	120	<0.2	<5	580	4.5	–	–	0.26	100	1,200	<1
MW-92-072	06/08/21	N	<10	R	–	–	–	615	4.41	–	–	<0.1	106	1,300	–
MW-92-072	05/26/21	N	6.1	<10	120	<0.2	<5	570	5.3	–	–	0.1	98	1,200	<1
MW-92-072	02/23/21	N	8.3	<10	110	<0.2	<2.5	570	5.2	–	–	0.57	97	1,200	<1
MW-92-072	12/08/20	N	7.4	<10	110	<0.2	<2.5	600	4.6	–	–	0.77	100	1,300	<1
MW-92-072	08/20/20	N	7.7	<10	120	<0.2	<2.5	540	4.9	–	–	0.44	97	1,200	<1
MW-92-072	05/19/20	N	6.7	<10	120	<0.2	<2.5	530	4.7	–	–	0.65 J	95	1,200	<1
MW-92-072	02/26/20	N	6.4	<10	120	<0.1	<2.5	540	4.7	–	–	0.65	94	1,200	<1
MW-92-072	01/28/20	N	7	R	110	0.06 J	<1	560	4.8	–	–	0.68	95	1,200	<1 J
MW-92-072	06/11/26	FD	–	–	–	–	–	--	–	–	–	–	–	–	--
MW-92-072	05/20/25	FD	–	–	–	–	–	--	–	–	–	–	–	–	--
MW-92-072	05/19/20	FD	6.7	<10	120	<0.2	<2.5	520	4.4	–	–	0.37 J	94	1,200	<1
MW-92-072	01/28/20	FD	6.7	R	120	0.05 J	<1	570	4.8	–	–	0.67	95	1,200	<1 J
MW-92-102	06/11/26	N	–	–	–	–	–	--	–	–	–	–	–	–	--
MW-92-102	02/25/26	N	–	–	–	–	–	--	–	–	–	–	125	–	–
MW-92-102	05/20/25	N	–	–	–	–	–	--	–	–	–	–	–	–	--
MW-92-102	12/04/24	N	–	–	–	–	–	--	–	1.69	–	–	–	–	–
MW-92-102	04/30/24	N	–	–	–	–	–	--	–	–	–	–	–	–	--
MW-92-102	11/17/23	N	–	–	–	–	–	--	–	1.32	–	–	–	–	–
MW-92-102	05/17/23	N	–	–	–	–	–	--	–	–	–	–	–	–	--
MW-92-102	12/15/22	N	–	–	–	–	–	--	–	1	–	–	–	–	–
MW-92-102	06/15/22	N	–	–	–	–	–	--	–	–	–	–	–	–	--
MW-92-102	12/14/21	N	–	–	–	–	–	--	–	1.23	–	–	–	–	–
MW-92-102	08/24/21	N	1 J	<10	110	<0.2	<5	950	5.6	–	–	0.84	130	1,900	<1
MW-92-102	06/08/21	N	<10	R	–	–	–	1,060	5.09	–	–	0.238	132	2,090	–
MW-92-102	05/26/21	N	7.3	<10	120	0.28	<5	930	6	–	–	0.2	130	1,800	<1
MW-92-102	02/23/21	N	13	<10	120	<0.2	<2.5	960	6	–	–	0.76	130	1,900	<1
MW-92-102	12/08/20	N	13	<10	120	<0.2	<2.5	1,000	5.7	–	–	0.95	130	2,000	<1
MW-92-102	08/20/20	N	6.2	<10	110	<0.2	<2.5	1,000	5.3	–	–	0.27	130	2,100	<1
MW-92-102	05/19/20	N	3	<10	120	<0.2	<2.5	1,000	5.1	–	–	0.1	130	2,100	<1
MW-92-102	02/26/20	N	5.2	<10	110	<0.1	<2.5	1,000	5.4	–	–	0.42	140	2,100	<1
MW-92-102	01/28/20	N	5.1	R	110	0.05 J	<1	1,000	5.6	–	–	0.49	130	2,100	<1 J
MW-92-102	08/24/21	FD	12 J	<10	130	<0.2	<5	940	5.4	–	–	0.86	130	1,900	<1

Appendix B
January 2020 to June 2026 Analytical Results
Second Quarter 2026 Quarterly Progress Report
Pacific Gas and Electric Company, Topock Compressor Station, Needles, California

Monitoring Well ID	Sample Date	Sample Type	Dissolved Vanadium (µg/L)	Dissolved Zinc (µg/L)	Alkalinity (mg/L)	Ammonia (as Nitrogen) (mg/L)	Bromide (mg/L)	Chloride (mg/L)	Fluoride (mg/L)	Nitrate (as Nitrogen) (mg/L)	Nitrite (as Nitrogen) (mg/L)	Nitrate/ Nitrite as N (mg/L)	Sulfate (mg/L)	Total Dissolved Solids (mg/L)	Total Organic Carbon (mg/L)
MW-92-102	06/08/21	FD	<10	R	--	--	--	1,080	5	--	--	<0.1	133	2,000	--
MW-92-122	06/11/26	N	--	--	--	--	--	--	--	--	--	--	--	--	--
MW-92-122	02/25/26	N	--	--	--	--	--	--	--	--	--	--	344	--	--
MW-92-122	05/20/25	N	--	--	--	--	--	--	--	--	--	--	--	--	--
MW-92-122	12/04/24	N	--	--	--	--	--	--	--	<0.2	--	--	--	--	--
MW-92-122	04/30/24	N	--	--	--	--	--	--	--	--	--	--	--	--	--
MW-92-122	11/17/23	N	--	--	--	--	--	--	--	<0.5	--	--	--	--	--
MW-92-122	05/17/23	N	--	--	--	--	--	--	--	--	--	--	--	--	--
MW-92-122	12/15/22	N	--	--	--	--	--	--	--	<0.2	--	--	--	--	--
MW-92-122	06/15/22	N	--	--	--	--	--	--	--	--	--	--	--	--	--
MW-92-122	12/14/21	N	--	--	--	--	--	--	--	<0.5	--	--	--	--	--
MW-92-122	08/24/21	N	<1	<10	110	0.2	<5	4,700	6.6	--	--	<0.1	410	8,500	<1
MW-92-122	06/08/21	N	<10	R	--	--	--	5,100	5.18	--	--	<0.2	412	8,720	--
MW-92-122	05/26/21	N	<1	<10	120	0.34	<5	4,600	7.6	--	--	<0.05	390	8,700	<1
MW-92-122	02/23/21	N	<1	<10	100	0.25	<5	4,800	7.8	--	--	<0.05	380	8,300	<1
MW-92-122	12/08/20	N	<1	<10	91	<0.2	<5	5,000	7.5	--	--	0.069	380	8,700	<1
MW-92-122	08/20/20	N	<1	<10	97	<0.2	<2.5	4,800	7	--	--	<0.05	380	9,600	<1
MW-92-122	05/19/20	N	<1	<10	110	<0.2	<2.5	4,500	6.7	--	--	<0.05	370	9,400	<1
MW-92-122	02/26/20	N	<1	<10	91	<0.1	<2.5	4,700	7	--	--	<0.1	360	8,900	<1
MW-92-122	01/28/20	N	<1	R	84	0.05 J	<1	4,800	7.5	--	--	0.062	350	9,400	<1 J
MW-93-050	06/18/26	N	--	--	--	--	--	--	--	--	--	--	--	--	--
MW-93-050	01/12/26	N	--	--	--	--	--	--	--	--	--	--	--	--	--
MW-93-050	11/25/25	N	--	--	--	--	--	--	--	--	--	--	--	--	--
MW-93-050	05/14/25	N	--	--	--	--	--	--	--	--	--	--	--	--	--
MW-93-050	11/26/24	N	--	--	--	--	--	--	--	--	--	--	--	--	--
MW-93-050	05/13/24	N	--	--	--	--	--	--	--	--	--	--	--	--	--
MW-93-050	11/16/23	N	--	--	--	--	--	--	--	--	--	--	--	--	--
MW-93-050	05/25/23	N	--	--	--	--	--	--	--	--	--	--	--	--	--
MW-93-050	11/29/22	N	--	--	--	--	--	--	--	--	--	--	--	--	--
MW-93-050	06/23/22	N	--	--	--	--	--	--	--	--	--	--	--	--	--
MW-93-050	12/13/21	N	--	--	--	--	--	--	--	--	--	--	--	--	--
MW-93-050	08/19/21	N	2.8	<10 J	100	<0.2	<5	1,300	2.8	--	--	2.6	220	2,900	<1
MW-93-050	05/18/21	N	2.8	<10 J	110	<0.2	<5	1,100	3.1	--	--	2.6	200	2,400	<1
MW-93-050	02/15/21	N	2.7	<10 J	93	<0.22	<2.5	1,300	2.6	--	--	2.2	210	2,600	<1 J
MW-93-050	12/09/20	N	2.6	<10	100	<0.2	<2.5	1,300	2.5	--	--	2	220	2,600	<1
MW-93-050	11/16/20	N	2.1	<10	110	<0.2	<2.5	1,200	2.4	--	--	2.3	200	2,500	<1 J
MW-93-050	10/21/20	N	2.3	<10	110	<0.2	<2.5	1,200	2.2	--	--	2.1	210	2,700	<1 J
MW-93-050	09/29/20	N	2.2	<10	100	<0.2	<2.5	1,300	2.3	--	--	2	210	3,000	<1 J
MW-93-050	08/19/20	N	2	<10 J	100	<0.2	<2.5	1,300	2.4	--	--	2.1 J	220	3,000	<1
MW-93-050	07/21/20	N	1.5	<10	110	<0.2	<2.5	1,300	2.5	--	--	1.3 J	220	2,800	<1
MW-93-050	06/18/20	N	1.7	R	130	<0.2	<2.5	990	2.6	--	--	1.6 J	210	2,200	<1
MW-93-050	06/03/20	N	--	--	--	--	--	--	--	--	--	--	--	--	--
MW-93-050	05/13/24	FD	--	--	--	--	--	--	--	--	--	--	--	--	--
MW-93-213	06/18/26	N	--	--	--	--	--	--	--	--	--	--	--	--	--
MW-93-213	11/25/25	N	--	--	--	--	--	--	--	--	--	--	--	--	--
MW-93-213	05/14/25	N	--	--	--	--	--	--	--	--	--	--	--	--	--
MW-93-213	11/26/24	N	--	--	--	--	--	--	--	--	--	--	--	--	--
MW-93-213	05/13/24	N	--	--	--	--	--	--	--	--	--	--	--	--	--
MW-93-213	11/16/23	N	--	--	--	--	--	--	--	--	--	--	--	--	--
MW-93-213	05/25/23	N	--	--	--	--	--	--	--	--	--	--	--	--	--
MW-93-213	11/29/22	N	--	--	--	--	--	--	--	--	--	--	--	--	--

Appendix B
January 2020 to June 2026 Analytical Results
Second Quarter 2026 Quarterly Progress Report
Pacific Gas and Electric Company, Topock Compressor Station, Needles, California

Monitoring Well ID	Sample Date	Sample Type	Dissolved Vanadium (µg/L)	Dissolved Zinc (µg/L)	Alkalinity (mg/L)	Ammonia (as Nitrogen) (mg/L)	Bromide (mg/L)	Chloride (mg/L)	Fluoride (mg/L)	Nitrate (as Nitrogen) (mg/L)	Nitrite (as Nitrogen) (mg/L)	Nitrate/ Nitrite as N (mg/L)	Sulfate (mg/L)	Total Dissolved Solids (mg/L)	Total Organic Carbon (mg/L)
MW-93-213	06/23/22	N	–	–	–	–	–	--	–	–	–	–	–	–	--
MW-93-213	12/13/21	N	–	–	–	–	–	--	–	–	–	–	–	–	--
MW-93-213	08/19/21	N	<1	<10 J	60	<0.2	<5	4,600	3.6	–	–	1.5	790	9,200	<1
MW-93-213	05/18/21	N	<1	<10 J	61	<0.2	<5	4,200	3.8	–	–	1.7	710	8,800	<1
MW-93-213	02/15/21	N	<1	<10 J	56	<0.22	<5	4,700	3.6	–	–	2	880	10,000	<1 J
MW-93-213	12/09/20	N	<1	<10	59	<0.2	<5	4,800	3.6	–	–	1.8	900	10,000	<1
MW-93-213	11/16/20	N	<1	<10	58	<0.2	<5	4,800	3.5	–	–	1.4	850	10,000	<1 J
MW-93-213	10/21/20	N	<1	<10	58	<0.2	<5	4,600	4	–	–	1.7	830	11,000	<1 J
MW-93-213	09/29/20	N	<1	<10	79	0.54	<5	3,600	4	–	–	<0.05	550	7,900	<1 J
MW-93-213	08/19/20	N	1.3	<10 J	57	0.2	<5	4,600	2.9	–	–	1.3 J	820	10,000	<1
MW-93-213	07/21/20	N	<1	<10	59	0.21	<5	4,600	3.7	–	–	0.74 J	800	9,600	<1
MW-93-213	06/18/20	N	<1	R	65	0.31	<5	4,200	3.6	–	–	0.43 J	630	8,600	<1
MW-93-213	06/04/20	N	–	–	–	–	–	--	–	–	–	–	–	–	--
MW-93-213	02/15/21	FD	<1	<10 J	56	<0.22	<5	4,700	3.5	–	–	2.1	880	11,000	<1 J
MW-95-113	06/17/26	N	–	–	–	–	–	--	–	–	–	–	–	–	--
MW-95-113	12/18/25	N	–	–	–	–	–	--	–	5.3	–	5.4	–	–	–
MW-95-113	05/29/25	N	–	–	–	–	–	--	–	–	–	–	–	–	--
MW-95-113	11/25/24	N	–	–	–	–	–	--	–	5.8	–	6.1	–	–	–
MW-95-113	05/16/24	N	–	–	–	–	–	--	–	–	–	–	–	–	--
MW-95-113	12/14/23	N	–	–	–	–	–	--	–	5.5	–	6.2	–	–	–
MW-95-113	06/01/23	N	–	–	–	–	–	--	–	–	–	–	–	–	--
MW-95-113	02/20/23	N	–	–	–	–	–	--	–	–	–	–	–	–	--
MW-95-113	12/08/22	N	–	–	–	–	–	--	–	4.9	–	6 J	–	–	–
MW-95-113	06/22/22	N	–	–	–	–	–	--	–	–	–	–	–	–	--
MW-95-113	12/08/21	N	–	–	–	–	–	--	–	–	–	6.1	–	–	–
MW-95-113	08/25/21	N	11	<10	92	<0.2	<2.5	280	<0.5	–	–	6.2 J	140	910	<1
MW-95-113	05/19/21	N	7	<10	110	<0.22	<2.5	300	0.62	–	–	5.6	150	850	<1
MW-95-113	02/25/21	N	6.6	<10 J	110	<0.2	<2.5	280	0.62	–	–	5.7	150	810	<1
MW-95-113	12/15/20	N	4.4	<10	120	<0.2	<2.5	250	0.71	–	–	4.4	130	730	<10
MW-95-113	11/18/20	N	5.5	<10	120	<0.2	<2.5	280	<0.5	–	–	5.2 J	150	840	<1 J
MW-95-113	10/20/20	N	6.6	<10	110	<0.2	<2.5	280 J	<0.5	–	–	4.8	150	930	<1
MW-95-113	09/30/20	N	6.2	R	110	<0.2	<2.5	290	<0.5	–	–	5.7	150	930	<1
MW-95-113	08/19/20	N	5.8	<10 J	120	<0.2	<2.5	290	0.58	–	–	5.6 J	150	970	<1
MW-95-113	07/21/20	N	4.1	<10	110	<0.2	<2.5	290	<0.5	–	–	5.7 J	150	950	<1
MW-95-113	06/18/20	N	3.6	R	100	<0.2	<2.5	310	0.56	–	–	5 J	150	1,000	<1
MW-95-113	06/10/20	N	–	–	–	–	–	--	–	–	–	–	–	–	--
MW-95-113	12/14/23	FD	–	–	–	–	–	--	–	5.5	–	6.1	–	–	–
MW-95-113	12/08/22	FD	–	–	–	–	–	--	–	4.9	–	6.6 J	–	–	–
MW-95-157	06/17/26	N	–	–	–	–	–	--	–	–	–	–	–	–	--
MW-95-157	12/18/25	N	–	–	–	–	–	--	–	8	–	8.6	–	–	–
MW-95-157	05/29/25	N	–	–	–	–	–	--	–	–	–	–	–	–	--
MW-95-157	11/25/24	N	–	–	–	–	–	--	–	7.3	–	7.7	–	–	–
MW-95-157	05/16/24	N	–	–	–	–	–	--	–	–	–	–	–	–	--
MW-95-157	12/14/23	N	–	–	–	–	–	--	–	6.1	–	6.7	–	–	–
MW-95-157	06/01/23	N	–	–	–	–	–	--	–	–	–	–	–	–	--
MW-95-157	12/08/22	N	–	–	–	–	–	--	–	5.6	–	5.8 J	–	–	–
MW-95-157	06/22/22	N	–	–	–	–	–	--	–	–	–	–	–	–	--
MW-95-157	12/08/21	N	–	–	–	–	–	--	–	–	–	9.5	–	–	--
MW-95-157	08/25/21	N	7.4	<10	69	<0.2	<5	1,600	<1	–	–	9.3 J	300	4,000	<1
MW-95-157	05/19/21	N	5.9	<10	73	<0.22	<5	1,500	<1	–	–	8.7	300	3,300	<1
MW-95-157	02/25/21	N	5.5	<10 J	54	<0.2	<5	1,500	1	–	–	8.9	300	3,100	<1

Appendix B
January 2020 to June 2026 Analytical Results
Second Quarter 2026 Quarterly Progress Report
Pacific Gas and Electric Company, Topock Compressor Station, Needles, California

Monitoring Well ID	Sample Date	Sample Type	Dissolved Vanadium (µg/L)	Dissolved Zinc (µg/L)	Alkalinity (mg/L)	Ammonia (as Nitrogen) (mg/L)	Bromide (mg/L)	Chloride (mg/L)	Fluoride (mg/L)	Nitrate (as Nitrogen) (mg/L)	Nitrite (as Nitrogen) (mg/L)	Nitrate/ Nitrite as N (mg/L)	Sulfate (mg/L)	Total Dissolved Solids (mg/L)	Total Organic Carbon (mg/L)
MW-95-157	12/15/20	N	4.4	<10	76	<0.2	<5	1,500	<1	--	--	7.8	290	3,200	<1
MW-95-157	11/18/20	N	<1	<10	78 J	<0.2	<5	1,500	<1	--	--	8 J	290 J	3,500 J	<1 J
MW-95-157	10/20/20	N	<1	<10	120	0.38	<2.5	1,300 J	1.1	--	--	<0.05	200	3,200	<1
MW-95-157	09/30/20	N	4.2	R	75	<0.2	<2.5	1,500	0.61	--	--	7.8	280	4,000	<1
MW-95-157	08/19/20	N	3.7	<10 J	75	<0.2	<5	1,500	<1	--	--	7.1 J	290	4,100	<1
MW-95-157	07/21/20	N	2.7	<10	76	<0.2	<5	1,500	<1	--	--	6.7 J	290	3,800	<1
MW-95-157	06/25/20	N	1.9	<10	75	<0.2	<5	1,500	1.1	--	--	6.2	280	3,500	<1
MW-95-157	06/09/20	N	--	--	--	--	--	--	--	--	--	--	--	--	--
MW-95-157	11/18/20	FD	<1	<10	110 J	<0.2	<5	1,400	1.3	--	--	8.3	230 J	2,800 J	<1 J
MW-96-045	05/21/26	N	--	--	--	--	--	--	--	--	--	--	--	--	--
MW-96-045	02/19/26	N	--	--	--	--	--	--	--	--	--	--	--	--	--
MW-96-045	12/18/25	N	--	--	--	--	--	--	--	--	--	--	--	--	--
MW-96-045	08/21/25	N	--	--	--	--	--	--	--	--	--	--	--	--	--
MW-96-045	05/28/25	N	--	--	--	--	--	--	--	--	--	--	--	--	--
MW-96-045	02/20/25	N	--	--	--	--	--	--	--	--	--	--	--	--	--
MW-96-045	11/26/24	N	--	--	--	--	--	--	--	--	--	--	--	--	--
MW-96-045	08/21/24	N	--	--	--	--	--	--	--	--	--	--	--	--	--
MW-96-045	05/14/24	N	--	--	--	--	--	--	--	--	--	--	--	--	--
MW-96-045	02/22/24	N	--	--	--	--	--	--	--	--	--	--	--	--	--
MW-96-045	11/16/23	N	--	--	--	--	--	--	--	--	--	--	--	--	--
MW-96-045	08/15/23	N	--	--	--	--	--	--	--	--	--	--	--	--	--
MW-96-045	05/23/23	N	--	--	--	--	--	--	--	--	--	--	--	--	--
MW-96-045	02/22/23	N	--	--	--	--	--	--	--	--	--	--	--	--	--
MW-96-045	11/17/22	N	--	--	--	--	--	--	--	--	--	--	--	--	--
MW-96-045	08/11/22	N	--	--	--	--	--	--	--	--	--	--	--	--	--
MW-96-045	06/09/22	N	--	--	--	--	--	--	--	--	--	--	--	--	--
MW-96-045	03/02/22	N	--	--	--	--	--	--	--	--	--	--	--	--	--
MW-96-045	12/15/21	N	--	--	--	--	--	--	--	--	--	--	--	--	--
MW-96-045	08/19/21	N	9.9	<10 J	240	<0.2	<5	2,800	6.6	--	--	0.71	1,100	6,700	<1
MW-96-045	06/09/21	N	7.6	<10	220	<0.2	<5	2,500	5.8	--	--	0.84	610	5,000	<1
MW-96-045	05/18/21	N	6.7	<10 J	220	<0.2	<5	2,400	6.2	--	--	0.84	610	5,400	<1
MW-96-045	04/26/21	N	7.2	<10 J	200	<0.2	<5	2,400	6.3	--	--	0.83	620	5,200	<1
MW-96-045	03/17/21	N	6.5	<10	240	<0.2	<5	2,500	6.3	--	--	0.56	820	6,200	<1
MW-96-045	02/17/21	N	6.1	<10	240	<0.22	<5	3,000	6.8	--	--	0.7	1,100	6,700	<1
MW-96-045	01/26/21	N	5.9	<10 J	250	<0.2	<5	3,100	6.8	--	--	0.79	1,300	7,600	<1 J
MW-96-045	12/02/20	N	5.9	<10	250	<0.2	<5	2,700	7.4	--	--	0.7	1,000	6,900	<1
MW-96-045	11/17/20	N	4.5	<10	280	<0.2	<5	2,900	7.4	--	--	0.54	1,200	7,200	<1 J
MW-96-045	10/21/20	N	4.6	<10	250	0.21	<2.5	2,800	7.4	--	--	0.33	1,200	7,600	<1 J
MW-96-045	09/22/20	N	--	--	--	--	--	--	--	--	--	--	--	--	--
MW-96-045	12/15/21	FD	--	--	--	--	--	--	--	--	--	--	--	--	--
MW-96-045	12/02/20	FD	5.9	<10	250	<0.2	<5	2,700	7.6	--	--	0.72	1,100	7,100	<1
MW-96-217	05/21/26	N	--	--	--	--	--	--	--	--	--	--	--	--	--
MW-96-217	02/19/26	N	--	--	--	--	--	--	--	--	--	--	--	--	--
MW-96-217	12/18/25	N	--	--	--	--	--	--	--	--	--	--	--	--	--
MW-96-217	08/21/25	N	--	--	--	--	--	--	--	--	--	--	--	--	--
MW-96-217	05/28/25	N	--	--	--	--	--	--	--	--	--	--	--	--	--
MW-96-217	02/20/25	N	--	--	--	--	--	--	--	--	--	--	--	--	--
MW-96-217	11/26/24	N	--	--	--	--	--	--	--	--	--	--	--	--	--
MW-96-217	08/21/24	N	--	--	--	--	--	--	--	--	--	--	--	--	--
MW-96-217	05/14/24	N	--	--	--	--	--	--	--	--	--	--	--	--	--
MW-96-217	02/22/24	N	--	--	--	--	--	--	--	--	--	--	--	--	--

Appendix B
January 2020 to June 2026 Analytical Results
Second Quarter 2026 Quarterly Progress Report
Pacific Gas and Electric Company, Topock Compressor Station, Needles, California

Monitoring Well ID	Sample Date	Sample Type	Dissolved Vanadium (µg/L)	Dissolved Zinc (µg/L)	Alkalinity (mg/L)	Ammonia (as Nitrogen) (mg/L)	Bromide (mg/L)	Chloride (mg/L)	Fluoride (mg/L)	Nitrate (as Nitrogen) (mg/L)	Nitrite (as Nitrogen) (mg/L)	Nitrate/ Nitrite as N (mg/L)	Sulfate (mg/L)	Total Dissolved Solids (mg/L)	Total Organic Carbon (mg/L)
MW-96-217	11/16/23	N	–	–	–	–	–	--	–	–	–	–	–	–	--
MW-96-217	08/15/23	N	–	–	–	–	–	--	–	–	–	–	–	–	--
MW-96-217	05/23/23	N	–	–	–	–	–	--	–	–	–	–	–	–	--
MW-96-217	02/22/23	N	–	–	–	–	–	--	–	–	–	–	–	–	--
MW-96-217	11/17/22	N	–	–	–	–	–	--	–	–	–	–	–	–	--
MW-96-217	08/11/22	N	–	–	–	–	–	--	–	–	–	–	–	–	--
MW-96-217	06/09/22	N	–	–	–	–	–	--	–	–	–	–	–	–	--
MW-96-217	03/02/22	N	–	–	–	–	–	--	–	–	–	–	–	–	--
MW-96-217	12/15/21	N	–	–	–	–	–	--	–	–	–	–	–	–	--
MW-96-217	08/19/21	N	1.4	<10 J	50	<0.2	<5	6,200	3.5	–	–	0.86	1,200	13,000	<1
MW-96-217	06/09/21	N	1.4	<10	51	<0.2	<5	6,000	3.8	–	–	0.84	1,200	12,000	<50
MW-96-217	05/18/21	N	<1	<10 J	53	<0.2	<5	6,000	3.8	–	–	0.72	1,200	12,000	<1
MW-96-217	04/26/21	N	1.2	<10 J	51	<0.2	<5	6,100	3.5	–	–	0.67	1,200	12,000 J	<1
MW-96-217	03/17/21	N	<1	<10	45	<0.2	<5	6,100	3.4	–	–	0.62	1,200	13,000 J	<50
MW-96-217	02/17/21	N	<1	<10	49	<0.22	<5	6,200	3.7	–	–	0.3	1,100	13,000	<1
MW-96-217	01/26/21	N	<1	<10 J	54	<0.22	<5	6,200	3.3	–	–	1	1,000	13,000	<20 J
MW-96-217	12/02/20	N	<1	<10	62	<0.2	<5	5,500	4.1	–	–	<0.1	1,000	11,000	<1
MW-96-217	11/17/20	N	<1	<10	61	<0.2	<5	5,500	3.6	–	–	<0.05	970	11,000	<1 J
MW-96-217	10/21/20	N	<1	<10	51	0.24	<5	5,800	3.8	–	–	0.13	1,000	13,000	<1 J
MW-96-217	09/16/20	N	–	–	–	–	–	--	–	–	–	–	–	–	--
MW-97-042	06/17/26	N	–	–	–	–	–	--	–	–	–	–	–	–	--
MW-97-042	02/23/26	N	–	–	–	–	–	--	–	–	–	–	–	–	--
MW-97-042	11/24/25	N	–	–	–	–	–	--	–	–	–	–	–	–	--
MW-97-042	08/25/25	N	–	–	–	–	–	--	–	–	–	–	–	–	--
MW-97-042	05/13/25	N	–	–	–	–	–	--	–	–	–	–	–	–	--
MW-97-042	02/17/25	N	–	–	–	–	–	--	–	–	–	–	–	–	--
MW-97-042	11/26/24	N	–	–	–	–	–	--	–	–	–	–	–	–	--
MW-97-042	08/19/24	N	–	–	–	–	–	--	–	–	–	–	–	–	--
MW-97-042	05/14/24	N	–	–	–	–	–	--	–	–	–	–	–	–	--
MW-97-042	02/16/24	N	–	–	–	–	–	--	–	–	–	–	–	–	--
MW-97-042	11/16/23	N	–	–	–	–	–	--	–	–	–	–	–	–	--
MW-97-042	08/21/23	N	–	–	–	–	–	--	–	–	–	–	–	–	--
MW-97-042	05/24/23	N	–	–	–	–	–	--	–	–	–	–	–	–	--
MW-97-042	02/23/23	N	–	–	–	–	–	--	–	–	–	–	–	–	--
MW-97-042	11/14/22	N	–	–	–	–	–	--	–	–	–	–	–	–	--
MW-97-042	08/22/22	N	–	–	–	–	–	--	–	–	–	–	–	–	--
MW-97-042	06/07/22	N	–	–	–	–	–	--	–	–	–	–	–	–	--
MW-97-042	03/02/22	N	–	–	–	–	–	--	–	–	–	–	–	–	--
MW-97-042	12/13/21	N	–	–	–	–	–	--	–	–	–	–	–	–	--
MW-97-042	08/17/21	N	1.4	<10	110	<0.2	<2.5	940	2.1	–	–	0.47	210	2,100	<1
MW-97-042	06/09/21	N	2.1	<10	92	<0.2	<2.5	1,100	2.1	–	–	0.36	220	2,300	<1
MW-97-042	05/17/21	N	1.3	<10	85	<0.2	<2.5	1,100	1.9	–	–	0.99	220	2,400	<10
MW-97-042	04/26/21	N	1.1	<10 J	89	<0.2	<2.5	1,100	2	–	–	0.63	220	2,300	<1
MW-97-042	03/17/21	N	<1	<10	90	<0.2	<2.5	1,000	2.2	–	–	0.59	220	2,200	<1
MW-97-042	02/15/21	N	<1	<10 J	98	<0.22	<2.5	990	2.4	–	–	0.42	210	2,000	<1 J
MW-97-042	01/26/21	N	1.3	<10 J	120	<0.22	<2.5	780	3.4	–	–	0.83 J	200	1,700	<1 J
MW-97-042	12/10/20	N	<1	<10	120	0.26	<2.5	900	3.5	–	–	0.37	230	1,800	<1
MW-97-042	11/17/20	N	<1	<10	130	0.24	<2.5	810	3.6	–	–	0.59	210	1,800	<1 J
MW-97-042	10/27/20	N	–	–	–	–	–	--	–	–	–	–	–	–	--
MW-97-042	04/26/21	FD	1.1	<10 J	82	<0.2	<2.5	1,100	1.9	–	–	0.62	220	2,200	<1
MW-97-042	03/17/21	FD	<1	<10	89	<0.22	<2.5	1,100	2.2	–	–	0.65	220	2,200	<1

Appendix B
January 2020 to June 2026 Analytical Results
Second Quarter 2026 Quarterly Progress Report
Pacific Gas and Electric Company, Topock Compressor Station, Needles, California

Monitoring Well ID	Sample Date	Sample Type	Dissolved Vanadium (µg/L)	Dissolved Zinc (µg/L)	Alkalinity (mg/L)	Ammonia (as Nitrogen) (mg/L)	Bromide (mg/L)	Chloride (mg/L)	Fluoride (mg/L)	Nitrate (as Nitrogen) (mg/L)	Nitrite (as Nitrogen) (mg/L)	Nitrate/ Nitrite as N (mg/L)	Sulfate (mg/L)	Total Dissolved Solids (mg/L)	Total Organic Carbon (mg/L)
MW-97-042	01/26/21	FD	1.2	<10 J	130	0.25	<2.5	790	3.2	--	--	0.57 J	200	1,700	<1 J
MW-97-202	06/17/26	N	--	--	--	--	--	--	--	--	--	--	--	--	--
MW-97-202	02/23/26	N	--	--	--	--	--	--	--	--	--	--	--	--	--
MW-97-202	11/24/25	N	--	--	--	--	--	--	--	--	--	--	--	--	--
MW-97-202	08/25/25	N	--	--	--	--	--	--	--	--	--	--	--	--	--
MW-97-202	05/13/25	N	--	--	--	--	--	--	--	--	--	--	--	--	--
MW-97-202	02/17/25	N	--	--	--	--	--	--	--	--	--	--	--	--	--
MW-97-202	11/26/24	N	--	--	--	--	--	--	--	--	--	--	--	--	--
MW-97-202	08/19/24	N	--	--	--	--	--	--	--	--	--	--	--	--	--
MW-97-202	05/14/24	N	--	--	--	--	--	--	--	--	--	--	--	--	--
MW-97-202	02/16/24	N	--	--	--	--	--	--	--	--	--	--	--	--	--
MW-97-202	11/16/23	N	--	--	--	--	--	--	--	--	--	--	--	--	--
MW-97-202	08/21/23	N	--	--	--	--	--	--	--	--	--	--	--	--	--
MW-97-202	05/24/23	N	--	--	--	--	--	--	--	--	--	--	--	--	--
MW-97-202	02/23/23	N	--	--	--	--	--	--	--	--	--	--	--	--	--
MW-97-202	11/14/22	N	--	--	--	--	--	--	--	--	--	--	--	--	--
MW-97-202	08/22/22	N	--	--	--	--	--	--	--	--	--	--	--	--	--
MW-97-202	06/07/22	N	--	--	--	--	--	--	--	--	--	--	--	--	--
MW-97-202	03/02/22	N	--	--	--	--	--	--	--	--	--	--	--	--	--
MW-97-202	12/13/21	N	--	--	--	--	--	--	--	--	--	--	--	--	--
MW-97-202	08/17/21	N	<1	<10	97	0.31	<5	6,100	2.9	--	--	0.21	970	13,000	<1
MW-97-202	06/09/21	N	<1	<10	79	0.29	<5	6,200	3.1	--	--	0.15	950	12,000	<1
MW-97-202	05/17/21	N	<1	<10	81	0.55	<5	6,200	3.2	--	--	0.32	960	13,000	<1
MW-97-202	04/26/21	N	<1	<10 J	81	0.56	<5	6,500	3.3	--	--	0.21	990	12,000	<1
MW-97-202	03/16/21	N	<1	<10	75	0.27	<5	6,100	3	--	--	0.42	970	12,000	<1
MW-97-202	02/15/21	N	<1	<10 J	90	0.32	<5	6,000	3	--	--	0.51	990	12,000	<20 J
MW-97-202	01/26/21	N	<1	<10 J	100	0.37	<5	5,900	2.7	--	--	0.072	990	12,000	<1 J
MW-97-202	12/10/20	N	<1	<10	81	0.39	<5	6,200	3.5	--	--	0.25	990	12,000	<1
MW-97-202	11/17/20	N	<1	<10	77	0.34	<5	6,000	3.1	--	--	<0.05	950	12,000	<1 J
MW-97-202	10/22/20	N	--	--	--	--	--	--	--	--	--	--	--	--	--
MW-97-202	06/17/26	FD	--	--	--	--	--	--	--	--	--	--	--	--	--
MW-97-202	05/13/25	FD	--	--	--	--	--	--	--	--	--	--	--	--	--
MW-97-202	05/14/24	FD	--	--	--	--	--	--	--	--	--	--	--	--	--
MW-97-202	08/17/21	FD	<1	<10	94	0.26	<5	6,100	3	--	--	0.18	980	14,000	<1
MW-98-055	05/28/26	N	--	--	--	--	--	--	--	--	--	--	--	--	--
MW-98-055	12/16/25	N	--	--	--	--	--	--	--	--	--	--	--	--	--
MW-98-055	05/27/25	N	--	--	--	--	--	--	--	--	--	--	--	--	--
MW-98-055	11/15/24	N	--	--	--	--	--	--	--	--	--	--	--	--	--
MW-98-055	05/15/24	N	--	--	--	--	--	--	--	--	--	--	--	--	--
MW-98-055	11/28/23	N	--	--	--	--	--	--	--	--	--	--	--	--	--
MW-98-055	05/25/23	N	--	--	--	--	--	--	--	--	--	--	--	--	--
MW-98-055	11/30/22	N	--	--	--	--	--	--	--	--	--	--	--	--	--
MW-98-055	06/09/22	N	--	--	--	--	--	--	--	--	--	--	--	--	--
MW-98-055	12/16/21	N	--	--	--	--	--	--	--	--	--	--	--	--	--
MW-98-055	08/20/21	N	4.7	<10	100	<0.2	<2.5	870	1.4	--	--	6	470	2,200	<1
MW-98-055	06/09/21	N	3.6	<10	110	<0.2	<2.5	850	1.6	--	--	4.7	500	2,200	<1
MW-98-055	05/20/21	N	3.4	<10	100	<0.2	<2.5	830	1.7	--	--	4.5	490	2,200	<1
MW-98-055	04/26/21	N	3.6	<10 J	110	<0.2	<2.5	850	1.5	--	--	4.9	500	2,200	<10
MW-98-055	03/16/21	N	2.3	<10	120	<0.2	<2.5	820	1.7	--	--	4.2	520	2,300	<1
MW-98-055	02/16/21	N	2.4	<10 J	120	<0.22	<2.5	790	1.7	--	--	2.7	510	2,300	<1
MW-98-055	01/25/21	N	2.3	<10 J	140	0.22	<2.5	840	1.6	--	--	2.8	500	2,200	<1

Appendix B
January 2020 to June 2026 Analytical Results
Second Quarter 2026 Quarterly Progress Report
Pacific Gas and Electric Company, Topock Compressor Station, Needles, California

Monitoring Well ID	Sample Date	Sample Type	Dissolved Vanadium (µg/L)	Dissolved Zinc (µg/L)	Alkalinity (mg/L)	Ammonia (as Nitrogen) (mg/L)	Bromide (mg/L)	Chloride (mg/L)	Fluoride (mg/L)	Nitrate (as Nitrogen) (mg/L)	Nitrite (as Nitrogen) (mg/L)	Nitrate/ Nitrite as N (mg/L)	Sulfate (mg/L)	Total Dissolved Solids (mg/L)	Total Organic Carbon (mg/L)
MW-98-055	12/14/20	N	1.7	<10	140	<0.2	<2.5	870	2	–	–	1.8	430	2,200	<1
MW-98-055	11/17/20	N	<1	<10	170	0.35	<2.5	900	1.9	–	–	1.5	470	2,400	1 J
MW-98-055	10/29/20	N	–	–	–	–	–	--	–	–	–	–	–	–	--
MW-98-055	06/09/21	FD	3.5	<10	100	<0.2	<2.5	850	1.6	–	–	5.1	490	2,200	<1
MW-98-055	10/29/20	FD	–	–	–	–	–	--	–	–	–	–	–	–	--
MW-98-077	05/28/26	N	–	–	–	–	–	--	–	–	–	–	–	–	--
MW-98-077	12/16/25	N	–	–	–	–	–	--	–	–	–	–	–	–	--
MW-98-077	05/27/25	N	–	–	–	–	–	--	–	–	–	–	–	–	--
MW-98-077	11/15/24	N	–	–	–	–	–	--	–	–	–	–	–	–	--
MW-98-077	05/15/24	N	–	–	–	–	–	--	–	–	–	–	–	–	--
MW-98-077	11/28/23	N	–	–	–	–	–	--	–	–	–	–	–	–	--
MW-98-077	05/25/23	N	–	–	–	–	–	--	–	–	–	–	–	–	--
MW-98-077	11/30/22	N	–	–	–	–	–	--	–	–	–	–	–	–	--
MW-98-077	06/09/22	N	–	–	–	–	–	--	–	–	–	–	–	–	--
MW-98-077	12/16/21	N	–	–	–	–	–	--	–	–	–	–	–	–	--
MW-98-077	08/20/21	N	8	<10	100	<0.2	<5	1,100	2.6	–	–	7.9	470	2,600	<1
MW-98-077	06/09/21	N	3.6	<10	73	<0.2	<5	3,600	2.2	–	–	5.2	610	7,800	<1
MW-98-077	05/20/21	N	3.7	<10	74	<0.2	<5	3,500	2.6	–	–	4.6	640	7,300	<1
MW-98-077	04/26/21	N	4.2	<10 J	77	<0.2	<5	3,300	2.3	–	–	5.5	590	6,800	<1
MW-98-077	03/16/21	N	2.6	<10	64	<0.2	<5	4,000	1.8	–	–	4.3	640	8,300	<1
MW-98-077	02/16/21	N	4.1	<10 J	80	<0.22	<5	3,200	2.2	–	–	5	580	6,400	<1
MW-98-077	01/25/21	N	3.4	<10 J	75	<0.22	<5	3,500	2.1	–	–	5.5	610	7,400	<1
MW-98-077	12/14/20	N	2.2	<10	70	<0.2	<5	3,700	2.2	–	–	4.3	650	7,900	<1
MW-98-077	11/17/20	N	1.1	<10	70	0.23	<5	4,000	2.2	–	–	2.8	630	8,200	<20 J
MW-98-077	10/30/20	N	–	–	–	–	–	--	–	–	–	–	–	–	--
MW-98-077	10/30/20	FD	–	–	–	–	–	--	–	–	–	–	–	–	--
MW-101-064	06/18/26	N	1.2	<10	–	–	<5	910	2.3	2	<5	–	190	2,000	<1
MW-101-064	02/26/26	N	<1	<10	–	–	<5	1,500	1.8	<0.5	<5	–	300	2,800	1.3
MW-101-064	10/29/25	N	–	–	–	–	–	--	–	–	–	–	–	1,600	–
MW-101-135	06/18/26	N	2.7	<10	–	–	<5	2,800	2.5	0.78	<5	–	500	5,600	<1
MW-101-135	02/26/26	N	<2.4	<10	–	–	<5	2,900	2.5	0.93	<5	–	450	5,000	<1
MW-101-135	11/03/25	N	–	–	–	–	–	--	–	–	–	–	–	4,200	–
MW-101-206	06/18/26	N	2	<10	–	–	<5	4,000	4.5	0.51	<5	–	620	7,300	<1
MW-101-206	02/26/26	N	<2.5	<10	–	–	<5	4,200	4.4	<0.5	<5	–	630	7,100	1.2
MW-101-206	11/05/25	N	–	–	–	–	–	--	–	–	–	–	–	6,600	–
MW-101-276	06/18/26	N	3.5	<10	–	–	<2.5	3,000	3.6	1.5	<2.5	–	640	5,300	<1
MW-101-276	02/26/26	N	3.4	<10	–	–	<2.5	2,900	3.5	1.9	<2.5	–	610	5,000	1
MW-101-276	11/17/25	N	–	–	–	–	–	--	–	–	–	–	–	4,500	–
MW-102-111	06/16/26	N	3.4	<10	–	–	<5	2,200	2.6	2.5	<5 J	–	440	4,500	<1
MW-102-111	02/26/26	N	3.7	<10	–	–	<5	2,400	2.5	2.5	<5	–	510	4,100	<1
MW-102-111	10/23/25	N	–	–	–	–	–	--	–	–	–	–	–	4,300	–
MW-102-197	06/16/26	N	3	<10	–	–	<5	3,500	3.7	0.79	<5 J	–	510	7,000	<1
MW-102-197	02/26/26	N	3	<10	–	–	<5	4,000	3.9	0.76	<5	–	580	6,400	<1
MW-102-197	09/10/25	N	–	–	–	–	–	--	–	–	–	–	–	6,700	–
MW-102-273	06/16/26	N	3.4	<10	–	–	<2.5	2,300	3.4	2.5	<2.5 J	–	530	4,600	<1
MW-102-273	02/26/26	N	<2.3	<10	–	–	<2.5	2,800	3.2	2.2	<2.5	–	600	5,000	<1
MW-102-273	09/08/25	N	–	–	–	–	–	--	–	–	–	–	–	4,400	–
MW-103-153	06/16/26	N	3.3	<10	–	–	<5	2,300	2.8	2.6	<5 J	–	490	4,600	1.1
MW-103-153	12/10/25	N	–	–	–	–	–	--	–	–	–	–	–	4,200	–
MW-103-232	06/16/26	N	8	<10	–	–	<2.5	2,200	5.5	2.7	<2.5 J	–	510	4,500	<1
MW-103-232	12/08/25	N	–	–	–	–	–	--	–	–	–	–	–	4,200	–

Appendix B
January 2020 to June 2026 Analytical Results
Second Quarter 2026 Quarterly Progress Report
Pacific Gas and Electric Company, Topock Compressor Station, Needles, California

Monitoring Well ID	Sample Date	Sample Type	Dissolved Vanadium (µg/L)	Dissolved Zinc (µg/L)	Alkalinity (mg/L)	Ammonia (as Nitrogen) (mg/L)	Bromide (mg/L)	Chloride (mg/L)	Fluoride (mg/L)	Nitrate (as Nitrogen) (mg/L)	Nitrite (as Nitrogen) (mg/L)	Nitrate/ Nitrite as N (mg/L)	Sulfate (mg/L)	Total Dissolved Solids (mg/L)	Total Organic Carbon (mg/L)
MW-103-298	06/16/26	N	9.5	<10	–	–	<2.5	2,200	6.8	2.6	<2.5 J	–	490	4,500	2.3
MW-103-298	11/20/25	N	–	–	–	–	–	--	–	–	–	–	–	4,100	–
MW-104-144	06/18/26	N	2.6	<10	–	–	<5	2,300	3	2.6	<5	–	550	4,500	<1
MW-104-144	01/14/26	N	–	–	–	–	–	--	–	–	–	–	–	4,100	–
MW-104-144	06/18/26	FD	2.6	<10	–	–	<5	2,300	3	2.4	<5	–	550	4,600	<1
MW-104-223	06/18/26	N	6.4	<10	–	–	<5	2,600	6	2.6	<5	–	630	5,300	<1
MW-104-223	01/11/26	N	–	–	–	–	–	--	–	–	–	–	–	4,600	–
MW-104-289	06/18/26	N	8.1	<10	–	–	<2.5	2,400	5.9	2.8	<2.5	–	560	4,500	<1
MW-104-289	01/08/26	N	–	–	–	–	–	--	–	–	–	–	–	4,300	–
MW-106-140	06/15/26	N	1.5	18	–	–	<5	2,200	1.7	0.78	<5 J	–	520	4,100	1.2
MW-106-140	02/23/26	N	<1	<10	–	–	<5	1,700	1.7	1.5	<5	–	400	3,400	1.5
MW-106-140	01/27/26	N	–	–	–	–	–	--	–	–	–	–	–	2,800	–
MW-106-140	06/15/26	FD	1.5	13	–	–	<5	2,200	1.7	0.82	<5 J	–	510	4,300	1.5
MW-106-204	06/15/26	N	2.9	23	–	–	<5	2,600	3.9	1.2	<5 J	–	620	4,200	<1
MW-106-204	02/23/26	N	1.7	<10	–	–	<2.5	2,100	3.6	1.2	<2.5	–	470	4,200	<1
MW-106-204	02/03/26	N	–	–	–	–	–	--	–	–	–	–	–	3,900	–
MW-106-268	06/15/26	N	4.2	34	–	–	<5	2,400	4.2	0.84	<5 J	–	560	4,400	1.2
MW-106-268	02/23/26	N	2.4	<10	–	–	<2.5	2,200	4	0.75	<2.5	–	460	4,100	1.8
MW-106-268	01/25/26	N	–	–	–	–	–	--	–	–	–	–	–	4,100	–
MW-106-333	06/15/26	N	6.8	29	–	–	<2.5	2,900	3.2	2.7	<2.5 J	–	740	4,500	<1
MW-106-333	02/23/26	N	4.4	<10	–	–	<2.5	2,200	3.1	2.2	<2.5	–	480	4,300	<1.3
MW-106-333	02/06/26	N	–	–	–	–	–	--	–	–	–	–	–	4,100	–
MW-107-041	06/16/26	N	–	–	–	–	–	--	–	–	–	–	–	5,900	–
MW-107-041	02/19/26	N	–	–	–	–	–	--	–	–	–	–	–	9,200	–
MW-107-041	12/12/25	N	–	–	–	–	–	--	–	–	–	–	–	18,000	–
MW-107-041	11/01/25	N	–	–	–	–	–	--	–	–	–	–	–	5,700	–
MW-107-076	06/16/26	N	–	–	–	–	–	--	–	–	–	–	–	6,700	–
MW-107-076	02/19/26	N	–	–	–	–	–	--	–	–	–	–	–	6,300	–
MW-107-076	12/12/25	N	–	–	–	–	–	--	–	–	–	–	–	6,200	–
MW-107-076	10/31/25	N	–	–	–	–	–	--	–	–	–	–	–	5,900	–
OW-01D	12/11/25	N	3.9	–	75	–	–	2,000	2.6	–	–	7.2	500	4,000	–
OW-01D	12/11/24	N	2.7	–	85	–	–	2,000	2.7	–	–	5.9 J	490	3,800	–
OW-01D	12/12/23	N	2.7	–	84	–	–	2,000	2.2	–	–	7	500	4,300	–
OW-01D	11/28/22	N	3.7	–	83	–	–	1,900	2.5	–	–	6.8 J	510	4,500 J	–
OW-01D	12/15/21	N	3.2	–	86	–	–	2,000	2.3	–	–	7 J	510	4,100	–
OW-01D	10/07/20	N	–	–	–	–	–	2,200	2.2	–	–	2.5	480	4,300	–
OW-01D	10/07/20	FD	–	–	–	–	–	2,200	2	–	–	2.5	480	4,300	–
OW-01M	12/11/25	N	3.6	–	92	–	–	2,100	2.6	–	–	6.4	500	4,100	–
OW-01M	12/11/24	N	2.7	–	100	–	–	2,100	2.5	–	–	4.8 J	490	4,200	–
OW-01M	12/12/23	N	3.2	–	100	–	–	2,100	2.1	–	–	5.6	490	4,700	–
OW-01M	11/28/22	N	3.4	–	120	–	–	2,000	2.2	–	–	5.8 J	510	4,700	–
OW-01M	12/15/21	N	3	–	110	–	–	2,000	2.1	–	–	7.8 J	510	4,100	–
OW-01M	10/07/20	N	–	–	–	–	–	2,200	2.2	–	–	2.7	490	4,300	–
OW-01S	12/11/25	N	2	–	170	–	–	2,100	0.93	–	–	2.9	420	4,300	–
OW-01S	12/11/24	N	2.8	–	220	–	–	2,100	1.2	–	–	2.9 J	450	4,600	–
OW-01S	12/13/23	N	2	–	170	–	–	1,600	1.4	–	–	3.2	330	3,200	–
OW-01S	11/28/22	N	2.4	–	250	–	–	1,700	1.2	–	–	3.1 J	380	4,400	–
OW-01S	12/15/21	N	2.5	–	270	–	–	1,700	1.4	–	–	3 J	360	4,000	–
OW-01S	10/07/20	N	–	–	–	–	–	2,100	1.3	–	–	2.9	470	4,500	–
OW-01S	11/28/22	FD	2.4	–	230	–	–	1,700	1.2	–	–	3 J	380	4,800	–
OW-02D	12/10/25	N	2.3	–	72	–	–	2,000	2.7	–	–	7.6 J	490	4,100	–

Appendix B
January 2020 to June 2026 Analytical Results
Second Quarter 2026 Quarterly Progress Report
Pacific Gas and Electric Company, Topock Compressor Station, Needles, California

Monitoring Well ID	Sample Date	Sample Type	Dissolved Vanadium (µg/L)	Dissolved Zinc (µg/L)	Alkalinity (mg/L)	Ammonia (as Nitrogen) (mg/L)	Bromide (mg/L)	Chloride (mg/L)	Fluoride (mg/L)	Nitrate (as Nitrogen) (mg/L)	Nitrite (as Nitrogen) (mg/L)	Nitrate/ Nitrite as N (mg/L)	Sulfate (mg/L)	Total Dissolved Solids (mg/L)	Total Organic Carbon (mg/L)
OW-02D	12/11/24	N	1.8	–	71	–	–	2,000	2.9	–	–	6.8 J	510	4,100	–
OW-02D	12/12/23	N	1.9	–	81	–	–	1,900	2.5	–	–	7.8	500	4,600	–
OW-02D	12/01/22	N	1.9	–	87	–	–	2,000	2.6	–	–	7.4 J	510	4,100	–
OW-02D	12/15/21	N	1.9	–	86	–	–	2,100	3.1	–	–	7.4 J	500	4,100	–
OW-02D	10/08/20	N	–	–	–	–	–	2,200	2.7	–	–	3.1	490	4,400	–
OW-02M	12/10/25	N	3.4	–	98	–	–	2,100	2.5	–	–	7.1 J	500	4,100	–
OW-02M	12/11/24	N	3.8	–	110	–	–	2,000	2.8	–	–	7.2 J	510	4,100	–
OW-02M	12/12/23	N	3.1	–	110	–	–	2,000	2.5	–	–	7.7	500	4,500	–
OW-02M	12/01/22	N	3.3	–	110	–	–	1,900	2.4	–	–	7.6 J	510	4,400	–
OW-02M	12/15/21	N	2.8	–	97	–	–	2,000	2.5	–	–	7.5 J	510	4,100	–
OW-02M	10/08/20	N	–	–	–	–	–	2,200	2.1	–	–	2.8	490	4,400	–
OW-02M	12/01/22	FD	3.1	–	110	–	–	1,900	2.3	–	–	7.3 J	510	4,200	–
OW-02S	12/10/25	N	5	–	69	–	–	790	3.5	–	–	4.6 J	170	1,600	–
OW-02S	12/11/24	N	10	–	75	–	–	860	3.4	–	–	4.7 J	180	1,700	–
OW-02S	12/13/23	N	4.4	–	71	–	–	820	3.3	–	–	5	170	1,700	–
OW-02S	12/01/22	N	4.5	–	72	–	–	860	3	–	–	4.3 J	170	1,800	–
OW-02S	12/15/21	N	3.4	–	58	–	–	1,100	2.7	–	–	3.2 J	180	2,200	–
OW-02S	10/08/20	N	–	–	–	–	–	1,100	3.2	–	–	3.2	180	2,600	–
OW-02S	12/10/25	FD	5.1	–	70	–	–	770	3.5	–	–	5.7 J	180	1,600	–
OW-02S	12/11/24	FD	10	–	74	–	–	860	3.3	–	–	4.6 J	180	1,700	–
OW-02S	12/13/23	FD	4.5	–	74	–	–	830	3.4	–	–	4.8	170	1,700	–
OW-05D	12/10/25	N	3.5	–	68	–	–	2,100	2.8	–	–	6 J	490	4,100	–
OW-05D	12/12/24	N	2.3	–	77	–	–	2,000	3.1	–	–	7.1	520	4,200	–
OW-05D	12/12/23	N	2.3	–	98	–	–	1,900	2.7	–	–	3.6	490	4,500	–
OW-05D	12/01/22	N	2.9	–	82	–	–	1,900	2.6	–	–	6.7 J	510	4,200	–
OW-05D	12/01/21	N	2.4	–	76	–	–	2,000	2.8	–	–	7.8	500	4,000	–
OW-05D	10/08/20	N	2.3	<10	71	<0.2	–	2,100	3	–	–	2.4	470	4,500	–
OW-05M	12/10/25	N	2.3	–	76	–	–	2,000	2.6	–	–	8.8 J	500	4,100	–
OW-05M	12/12/24	N	1.7	–	85	–	–	2,000	2.8	–	–	8	520	4,100	–
OW-05M	12/12/23	N	2.2	–	83	–	–	2,000	2.5	–	–	8.5	500	4,500	–
OW-05M	12/01/22	N	2.4	–	84	–	–	1,900	2.4	–	–	8.4 J	510	4,200	–
OW-05M	12/01/21	N	1.8	–	79	–	–	1,900	3	–	–	9	510	4,000	–
OW-05M	10/08/20	N	2	<10	86	<0.2	–	2,100	2.6	–	–	3.1	490	4,400	–
OW-05S	12/10/25	N	3.3	–	54	–	–	1,200	1.7	–	–	3.5 J	240	2,500	–
OW-05S	12/12/24	N	6.2	–	56	–	–	1,300	1.6	–	–	3.3	270	2,700	–
OW-05S	12/13/23	N	2.7	–	51	–	–	1,300	1.5	–	–	3.4	270	2,700	–
OW-05S	12/01/22	N	2.7	–	54	–	–	1,400	1.4	–	–	3.1 J	310	3,100	–
OW-05S	12/01/21	N	2	–	48	–	–	1,700	1.7	–	–	2.8	360	4,000	–
OW-05S	10/08/20	N	–	–	–	–	–	1,700	1.7	–	–	3.2	350	4,600	–
PGE-07BR	05/27/26	N	–	–	–	–	–	--	–	–	–	–	–	–	--
PGE-07BR	12/17/25	N	–	–	–	–	–	--	–	–	–	–	–	–	--
PGE-07BR	05/21/25	N	–	–	–	–	–	--	–	–	–	–	–	–	--
PGE-07BR	12/05/24	N	–	–	–	–	–	--	–	–	–	–	–	–	--
PGE-07BR	05/23/24	N	–	–	–	–	–	--	–	–	–	–	–	–	--
PGE-07BR	11/30/23	N	–	–	–	–	–	--	–	–	–	–	–	–	--
PGE-07BR	06/01/23	N	–	–	–	–	–	--	–	–	–	–	–	–	--
PGE-07BR	12/01/22	N	–	–	–	–	–	--	–	–	–	–	–	–	--
PGE-07BR	12/03/20	N	–	–	17	–	<5	7,400	–	–	–	–	410	10,000	–
PGE-07BR	06/01/23	FD	–	–	–	–	–	--	–	–	–	–	–	–	--
PGE-08	04/30/26	N	–	–	–	–	–	--	–	–	–	–	–	–	--
PGE-08	11/24/25	N	–	–	–	–	–	--	–	–	–	–	–	–	--

Appendix B
January 2020 to June 2026 Analytical Results
Second Quarter 2026 Quarterly Progress Report
Pacific Gas and Electric Company, Topock Compressor Station, Needles, California

Monitoring Well ID	Sample Date	Sample Type	Dissolved Vanadium (µg/L)	Dissolved Zinc (µg/L)	Alkalinity (mg/L)	Ammonia (as Nitrogen) (mg/L)	Bromide (mg/L)	Chloride (mg/L)	Fluoride (mg/L)	Nitrate (as Nitrogen) (mg/L)	Nitrite (as Nitrogen) (mg/L)	Nitrate/ Nitrite as N (mg/L)	Sulfate (mg/L)	Total Dissolved Solids (mg/L)	Total Organic Carbon (mg/L)
PGE-08	05/19/25	N	–	–	–	–	–	--	–	–	–	–	–	–	--
PGE-08	11/18/24	N	–	–	–	–	–	--	–	–	–	–	–	–	--
PGE-08	05/20/24	N	–	–	–	–	–	--	–	–	–	–	–	–	--
PGE-08	12/14/23	N	–	–	–	–	–	--	–	–	–	–	–	–	--
PGE-08	06/02/23	N	–	–	–	–	–	--	–	–	–	–	–	–	--
PGE-08	12/02/22	N	–	–	–	–	–	--	–	–	–	–	–	–	--
PGE-08	06/10/22	N	–	–	–	–	–	--	–	–	–	–	–	–	--
PGE-08	12/08/21	N	–	–	–	–	–	--	–	–	–	–	–	–	--
PGE-08	12/09/20	N	–	–	52	–	<5	6,000	–	–	–	<0.05	2,000	14,000	–
PM-03	11/19/24	N	–	–	89	–	–	370	2.3	3.2	–	3.4	63	790	–
PM-03	12/12/22	N	–	–	89	<0.23	–	310	2	3.2	–	–	63	780	–
PM-03	12/14/20	N	–	–	85	–	<1	320	–	–	–	3.2	62	760	–
PM-03	11/19/24	FD	–	–	84	–	–	420	2.2	3.2	–	3.3	69	910	–
PM-04	11/19/24	N	–	–	70	–	–	750	1.3	2	–	2.2	200	1,700	–
PM-04	12/12/22	N	–	–	74	<0.23	–	820	1.2	1.9	–	–	260	1,800	–
PM-04	12/14/20	N	–	–	64	–	<1	650	–	–	–	2.2	180	1,500	–
PT5D	06/11/26	N	–	–	–	–	–	--	–	–	–	–	–	–	--
PT5D	05/14/26	N	–	–	–	–	–	--	–	<0.5	–	–	1,000	–	<1
PT5D	04/13/26	N	–	–	–	–	–	--	–	–	–	–	–	–	--
PT5D	03/09/26	N	–	–	–	–	–	--	–	–	–	–	–	–	--
PT5D	02/09/26	N	–	–	–	–	–	--	–	<0.5	–	–	490	–	<1
PT5D	01/12/26	N	–	–	–	–	–	--	–	–	–	–	–	–	--
PT5D	12/09/25	N	–	–	–	–	–	--	–	–	–	–	–	–	--
PT5D	11/10/25	N	–	–	–	–	–	--	–	<0.5	–	–	530	–	<1
PT5D	10/21/25	N	–	–	–	–	–	--	–	–	–	–	–	–	--
PT5D	09/10/25	N	–	–	–	–	–	--	–	–	–	–	–	–	--
PT5D	08/11/25	N	–	–	–	–	–	--	–	0.51	–	–	700	–	<1
PT5D	07/15/25	N	–	–	–	–	–	--	–	–	–	–	–	–	--
PT5D	06/10/25	N	–	–	–	–	–	--	–	–	–	–	–	–	--
PT5D	05/07/25	N	–	–	–	–	–	--	–	<0.5	–	–	550	–	<1
PT5D	04/09/25	N	–	–	–	–	–	--	–	<0.5	–	–	550	–	1.2
PT5D	03/10/25	N	–	–	–	–	–	--	–	<0.5	–	–	550	–	1.9
PT5D	02/10/25	N	–	–	–	–	–	--	–	<0.5	–	–	470	–	4.7
PT5D	01/13/25	N	–	–	–	–	–	--	–	<0.5	–	–	610	–	5.3
PT5D	12/09/24	N	–	–	–	–	–	--	–	<0.5	–	–	640	–	0.668 J
PT5D	11/14/24	N	–	–	–	–	–	--	–	<0.5	–	–	510	–	3.1
PT5D	10/09/24	N	–	–	–	–	–	--	–	<0.5	–	–	480	–	2.7
PT5D	09/12/24	N	–	–	–	–	–	--	–	<0.5	–	–	500	–	3
PT5D	08/07/24	N	–	–	–	–	–	--	–	<0.5	–	–	920	–	2.5
PT5D	07/17/24	N	–	–	–	–	–	--	–	<0.5	–	–	870	–	2.8
PT5D	06/11/24	N	–	–	–	–	–	--	–	<0.5	–	–	720	–	<1
PT5D	05/07/24	N	–	–	–	–	–	--	–	<0.5	–	–	670	–	<1
PT5D	04/10/24	N	–	–	–	–	–	--	–	<0.5	–	–	680	–	3.3
PT5D	03/11/24	N	–	–	–	–	–	--	–	<0.5	–	–	660	–	<1
PT5D	02/19/24	N	–	–	–	–	–	--	–	0.52	–	–	940	–	2.1
PT5D	01/09/24	N	–	–	–	–	–	--	–	0.58	–	–	890	–	2.8
PT5D	12/12/23	N	–	–	–	–	–	--	–	<0.5	–	–	710	–	3.1
PT5D	11/08/23	N	–	–	–	–	–	--	–	0.61	–	–	780	–	<1
PT5D	10/11/23	N	–	–	–	–	–	--	–	1.1	–	–	960	–	0.39
PT5D	09/11/23	N	–	–	–	–	–	--	–	0.6	–	–	840	–	0.37
PT5D	08/09/23	N	–	–	–	–	–	--	–	1.2	–	–	940	–	<1

Appendix B
January 2020 to June 2026 Analytical Results
Second Quarter 2026 Quarterly Progress Report
Pacific Gas and Electric Company, Topock Compressor Station, Needles, California

Monitoring Well ID	Sample Date	Sample Type	Dissolved Vanadium (µg/L)	Dissolved Zinc (µg/L)	Alkalinity (mg/L)	Ammonia (as Nitrogen) (mg/L)	Bromide (mg/L)	Chloride (mg/L)	Fluoride (mg/L)	Nitrate (as Nitrogen) (mg/L)	Nitrite (as Nitrogen) (mg/L)	Nitrate/ Nitrite as N (mg/L)	Sulfate (mg/L)	Total Dissolved Solids (mg/L)	Total Organic Carbon (mg/L)
PT5D	07/17/23	N	–	–	–	–	–	--	–	1.1	–	–	1,000	–	1.1 J
PT5D	06/13/23	N	–	–	–	–	–	--	–	0.56	–	–	1,000	–	1.8
PT5D	05/08/23	N	–	–	–	–	–	--	–	0.91	–	–	–	–	<1
PT5D	02/16/23	N	–	–	–	–	–	--	–	1.1	–	–	–	–	<1
PT5D	11/16/22	N	–	–	–	–	–	--	–	1 J	–	–	–	–	<1
PT5D	08/15/22	N	–	–	–	–	–	--	–	<0.5	–	–	–	–	<1
PT5D	05/05/22	N	–	–	–	–	–	--	–	<0.5	–	–	–	–	<20
PT5D	03/04/22	N	–	–	–	–	–	--	–	<0.5	–	–	–	–	<1
PT5D	12/16/21	N	–	–	–	–	–	--	–	–	–	<0.1	–	–	<1
PT5D	02/09/26	FD	–	–	–	–	–	--	–	<0.5	–	–	480	–	<1
PT5D	08/11/25	FD	–	–	–	–	–	--	–	0.68	–	–	740	–	<1
PT5D	06/11/24	FD	–	–	–	–	–	--	–	<0.5	–	–	730	–	<1
PT5D	05/07/24	FD	–	–	–	–	–	--	–	<0.5	–	–	650	–	<1
PT5D	01/09/24	FD	–	–	–	–	–	--	–	0.59	–	–	880	–	2.7
PT5M	05/14/26	N	–	–	–	–	–	--	–	<0.25	–	–	–	–	<1
PT5M	02/09/26	N	–	–	–	–	–	--	–	<0.25	–	–	–	–	<1
PT5M	11/10/25	N	–	–	–	–	–	--	–	<0.25	–	–	–	–	<1
PT5M	08/11/25	N	–	–	–	–	–	--	–	<0.25	–	–	–	–	1.3
PT5M	05/22/25	N	–	–	–	–	–	--	–	<0.25	–	–	–	–	1.2
PT5M	02/18/25	N	–	–	–	–	–	--	–	<0.25	–	–	–	–	1.3
PT5M	11/14/24	N	–	–	–	–	–	--	–	<0.25	–	–	–	–	2.4
PT5M	08/13/24	N	–	–	–	–	–	--	–	<0.25	–	–	–	–	3.2
PT5M	04/10/24	N	–	–	–	–	–	--	–	<0.25	–	–	–	–	3
PT5M	02/19/24	N	–	–	–	–	–	--	–	<0.25	–	–	–	–	<1
PT5M	11/15/23	N	–	–	–	–	–	--	–	0.73	–	–	–	–	11
PT5M	08/15/23	N	–	–	–	–	–	--	–	<0.25	–	–	–	–	1.2 J
PT5M	05/24/23	N	–	–	–	–	–	--	–	<0.1	–	–	–	–	<1
PT5M	02/16/23	N	–	–	–	–	–	--	–	<0.25	–	–	–	–	<1
PT5M	11/16/22	N	–	–	–	–	–	--	–	<0.5	–	–	–	–	<1
PT5M	08/15/22	N	–	–	–	–	–	--	–	<0.5	–	–	–	–	<1
PT5M	05/05/22	N	–	–	–	–	–	--	–	<0.5	–	–	–	–	<1
PT5M	03/04/22	N	–	–	–	–	–	--	–	<0.5	–	–	–	–	<1
PT5M	12/16/21	N	–	–	–	–	–	--	–	–	–	<0.1	–	–	<1
PT5S	05/14/26	N	–	–	–	–	–	--	–	<0.25	–	–	–	–	4
PT5S	02/09/26	N	–	–	–	–	–	--	–	<0.25	–	–	–	–	5.6
PT5S	11/10/25	N	–	–	–	–	–	--	–	<0.25	–	–	–	–	4.8
PT5S	08/11/25	N	–	–	–	–	–	--	–	<0.25	–	–	–	–	4.4
PT5S	05/22/25	N	–	–	–	–	–	--	–	<0.25	–	–	–	–	5
PT5S	02/18/25	N	–	–	–	–	–	--	–	<0.25	–	–	–	–	7
PT5S	10/09/24	N	–	–	–	–	–	--	–	<0.25	–	–	–	–	9
PT5S	08/13/24	N	–	–	–	–	–	--	–	<0.25	–	–	130	–	7.7
PT5S	04/10/24	N	–	–	–	–	–	--	–	<0.25	–	–	–	–	3.8
PT5S	02/19/24	N	–	–	–	–	–	--	–	<0.25	–	–	–	–	7.8
PT5S	11/15/23	N	–	–	–	–	–	--	–	<0.25	–	–	–	–	4.9
PT5S	08/15/23	N	–	–	–	–	–	--	–	<0.1	–	–	–	–	3.3
PT5S	05/24/23	N	–	–	–	–	–	--	–	<0.25	–	–	–	–	1.2
PT5S	02/16/23	N	–	–	–	–	–	--	–	<0.05	–	–	–	–	1.9
PT5S	11/16/22	N	–	–	–	–	–	--	–	<0.25	–	–	–	–	2.5
PT5S	08/15/22	N	–	–	–	–	–	--	–	<0.25	–	–	–	–	1.9
PT5S	05/05/22	N	–	–	–	–	–	--	–	<0.25	–	–	–	–	1.1
PT5S	03/04/22	N	–	–	–	–	–	--	–	<0.25	–	–	–	–	1.9

Appendix B
January 2020 to June 2026 Analytical Results
Second Quarter 2026 Quarterly Progress Report
Pacific Gas and Electric Company, Topock Compressor Station, Needles, California

Monitoring Well ID	Sample Date	Sample Type	Dissolved Vanadium (µg/L)	Dissolved Zinc (µg/L)	Alkalinity (mg/L)	Ammonia (as Nitrogen) (mg/L)	Bromide (mg/L)	Chloride (mg/L)	Fluoride (mg/L)	Nitrate (as Nitrogen) (mg/L)	Nitrite (as Nitrogen) (mg/L)	Nitrate/ Nitrite as N (mg/L)	Sulfate (mg/L)	Total Dissolved Solids (mg/L)	Total Organic Carbon (mg/L)
PT5S	12/16/21	N	–	–	–	–	–	--	–	–	–	<0.1	–	–	3
PT6D	06/11/26	N	–	–	–	–	–	--	–	–	–	–	–	–	--
PT6D	05/11/26	N	–	–	–	–	–	--	–	<0.5	–	–	360	–	<1
PT6D	04/13/26	N	–	–	–	–	–	--	–	–	–	–	–	–	--
PT6D	03/09/26	N	–	–	–	–	–	--	–	–	–	–	–	–	--
PT6D	02/09/26	N	–	–	–	–	–	--	–	<0.5	–	–	350	–	<1
PT6D	01/12/26	N	–	–	–	–	–	--	–	–	–	–	–	–	--
PT6D	12/09/25	N	–	–	–	–	–	--	–	–	–	–	–	–	--
PT6D	11/13/25	N	–	–	–	–	–	--	–	<0.5	–	–	380	–	<1
PT6D	10/21/25	N	–	–	–	–	–	--	–	–	–	–	–	–	--
PT6D	09/10/25	N	–	–	–	–	–	--	–	–	–	–	–	–	--
PT6D	08/11/25	N	–	–	–	–	–	--	–	<0.5	–	–	370	–	<1
PT6D	07/14/25	N	–	–	–	–	–	--	–	–	–	–	–	–	--
PT6D	06/09/25	N	–	–	–	–	–	--	–	–	–	–	–	–	--
PT6D	05/07/25	N	–	–	–	–	–	--	–	<0.5	–	–	450	–	<1
PT6D	04/09/25	N	–	–	–	–	–	--	–	<0.5	–	–	410	–	<1
PT6D	03/10/25	N	–	–	–	–	–	--	–	<0.5	–	–	410	–	1.2
PT6D	02/10/25	N	–	–	–	–	–	--	–	<0.5	–	–	410	–	<1
PT6D	01/13/25	N	–	–	–	–	–	--	–	<0.5	–	–	390	–	4.3
PT6D	12/09/24	N	–	–	–	–	–	--	–	<0.5	–	–	370	–	0.599 J
PT6D	11/14/24	N	–	–	–	–	–	--	–	<0.5	–	–	410	–	2.3
PT6D	10/09/24	N	–	–	–	–	–	--	–	<0.5	–	–	380	–	2.6
PT6D	09/12/24	N	–	–	–	–	–	--	–	<0.5	–	–	390	–	3
PT6D	08/07/24	N	–	–	–	–	–	--	–	<0.5	–	–	400	–	3.1
PT6D	07/17/24	N	–	–	–	–	–	--	–	<0.5	–	–	390	–	<1
PT6D	06/11/24	N	–	–	–	–	–	--	–	<0.5	–	–	390	–	0.423 J
PT6D	05/07/24	N	–	–	–	–	–	--	–	<0.5	–	–	150	–	<1
PT6D	04/09/24	N	–	–	–	–	–	--	–	<0.5	–	–	380	–	<1
PT6D	03/11/24	N	–	–	–	–	–	--	–	<0.5	–	–	430	–	1.6
PT6D	02/08/24	N	–	–	–	–	–	--	–	<0.5	–	–	380	–	3
PT6D	01/09/24	N	–	–	–	–	–	--	–	0.66	–	–	490	–	1.9
PT6D	12/14/23	N	–	–	–	–	–	--	–	2.4	–	–	550	–	1.6
PT6D	11/10/23	N	–	–	–	–	–	--	–	0.53	–	–	610	–	<1
PT6D	10/09/23	N	–	–	–	–	–	--	–	0.74	–	–	770	–	0.36
PT6D	09/11/23	N	–	–	–	–	–	--	–	0.82	–	–	820	–	0.43
PT6D	08/07/23	N	–	–	–	–	–	--	–	1.1	–	–	900	–	<1
PT6D	07/18/23	N	–	–	–	–	–	--	–	0.87	–	–	790	–	1.1
PT6D	06/16/23	N	–	–	–	–	–	--	–	0.92	–	–	960	–	<1
PT6D	05/11/26	FD	–	–	–	–	–	--	–	<0.5	–	–	350	–	<1
PT6D	12/09/25	FD	–	–	–	–	–	--	–	–	–	–	–	–	--
PT6D	05/07/25	FD	–	–	–	–	–	--	–	<0.5	–	–	440	–	<1
PT6D	04/09/25	FD	–	–	–	–	–	--	–	<0.5	–	–	410	–	1
PT6D	02/10/25	FD	–	–	–	–	–	--	–	<0.5	–	–	420	–	2.5
PT6D	10/09/24	FD	–	–	–	–	–	--	–	<0.5	–	–	380	–	<1
PT6D	08/07/24	FD	–	–	–	–	–	--	–	<0.5	–	–	400	–	2.7
PT6D	03/11/24	FD	–	–	–	–	–	--	–	<0.5	–	–	430	–	1.7
PT8D	05/27/26	N	–	–	–	–	–	--	–	–	–	–	–	–	--
PT8D	12/17/25	N	–	–	–	–	–	--	–	–	–	–	–	–	--
PT8D	05/21/25	N	–	–	–	–	–	--	–	–	–	–	–	–	--
PT8D	12/05/24	N	–	–	–	–	–	--	–	–	–	–	–	–	--
PT8D	05/23/24	N	–	–	–	–	–	--	–	–	–	–	–	–	--

Appendix B
January 2020 to June 2026 Analytical Results
Second Quarter 2026 Quarterly Progress Report
Pacific Gas and Electric Company, Topock Compressor Station, Needles, California

Monitoring Well ID	Sample Date	Sample Type	Dissolved Vanadium (µg/L)	Dissolved Zinc (µg/L)	Alkalinity (mg/L)	Ammonia (as Nitrogen) (mg/L)	Bromide (mg/L)	Chloride (mg/L)	Fluoride (mg/L)	Nitrate (as Nitrogen) (mg/L)	Nitrite (as Nitrogen) (mg/L)	Nitrate/ Nitrite as N (mg/L)	Sulfate (mg/L)	Total Dissolved Solids (mg/L)	Total Organic Carbon (mg/L)
PT8D	11/30/23	N	--	--	--	--	--	--	--	--	--	--	--	--	--
PT8D	06/01/23	N	--	--	--	--	--	--	--	--	--	--	--	--	--
PT8D	12/01/22	N	--	--	--	--	--	--	--	--	--	--	--	--	--
PT8D	06/23/22	N	--	--	--	--	--	--	--	--	--	--	--	--	--
PT8D	12/10/21	N	--	--	--	--	--	--	--	--	--	--	--	--	--
PT8D	05/04/21	N	--	--	--	--	--	7,200	--	--	--	0.76	780	12,000 J	--
PT8D	10/06/20	N	--	--	--	--	--	--	--	--	--	--	--	--	--
PT9D	04/30/26	N	--	--	--	--	--	--	--	--	--	--	--	--	--
PT9D	12/17/25	N	--	--	--	--	--	--	--	16	--	--	--	--	--
PT9D	05/21/25	N	--	--	--	--	--	--	--	--	--	--	--	--	--
PT9D	12/05/24	N	--	--	--	--	--	--	--	13	--	--	--	--	--
PT9D	05/23/24	N	--	--	--	--	--	--	--	--	--	--	--	--	--
PT9D	11/30/23	N	--	--	--	--	--	--	--	9.5	--	--	--	--	--
PT9D	06/01/23	N	--	--	--	--	--	--	--	--	--	--	--	--	--
PT9D	12/01/22	N	--	--	--	--	--	--	--	8	--	--	--	--	--
PT9D	06/23/22	N	--	--	--	--	--	--	--	--	--	--	--	--	--
PT9D	12/10/21	N	--	--	--	--	--	--	--	--	--	6.4	--	--	--
PT9D	05/05/21	N	--	--	--	--	--	6,700	--	--	--	3.5	960	13,000	--
PT9D	10/06/20	N	--	--	--	--	--	--	--	--	--	--	--	--	--
PT9M	05/27/26	N	--	--	--	--	--	--	--	--	--	--	--	--	--
PT9M	12/17/25	N	--	--	--	--	--	--	--	6.5	--	--	--	--	--
PT9M	05/21/25	N	--	--	--	--	--	--	--	--	--	--	--	--	--
PT9M	12/05/24	N	--	--	--	--	--	--	--	6.4	--	--	--	--	--
PT9M	05/23/24	N	--	--	--	--	--	--	--	--	--	--	--	--	--
PT9M	11/30/23	N	--	--	--	--	--	--	--	4.3	--	--	--	--	--
PT9M	06/01/23	N	--	--	--	--	--	--	--	--	--	--	--	--	--
PT9M	12/01/22	N	--	--	--	--	--	--	--	7.4	--	--	--	--	--
PT9M	06/23/22	N	--	--	--	--	--	--	--	--	--	--	--	--	--
PT9M	12/10/21	N	--	--	--	--	--	--	--	--	--	7.2	--	--	--
PT9M	05/05/21	N	--	--	--	--	--	3,600	--	--	--	2.4	690	8,700	--
PT9M	10/06/20	N	--	--	--	--	--	--	--	--	--	--	--	--	--
PT9M	12/01/22	FD	--	--	--	--	--	--	--	7.6	--	--	--	--	--
PT9S	05/27/26	N	--	--	--	--	--	--	--	--	--	--	--	--	--
PT9S	12/17/25	N	--	--	--	--	--	--	--	<0.25	--	--	--	--	--
PT9S	05/21/25	N	--	--	--	--	--	--	--	--	--	--	--	--	--
PT9S	12/05/24	N	--	--	--	--	--	--	--	<0.5	--	--	--	--	--
PT9S	05/23/24	N	--	--	--	--	--	--	--	--	--	--	--	--	--
PT9S	11/30/23	N	--	--	--	--	--	--	--	1.2	--	--	--	--	--
PT9S	06/01/23	N	--	--	--	--	--	--	--	--	--	--	--	--	--
PT9S	12/01/22	N	--	--	--	--	--	--	--	2.8	--	--	--	--	--
PT9S	06/23/22	N	--	--	--	--	--	--	--	--	--	--	--	--	--
PT9S	12/10/21	N	--	--	--	--	--	--	--	--	--	5	--	--	--
PT9S	05/05/21	N	--	--	--	--	--	860	--	--	--	2.6	270	1,900	--
PT9S	10/06/20	N	--	--	--	--	--	--	--	--	--	--	--	--	--
PT9S	06/01/23	FD	--	--	--	--	--	--	--	--	--	--	--	--	--
PTI-1D	06/08/26	N	--	--	--	--	--	--	--	--	--	--	--	--	--
PTI-1D	05/20/26	N	--	--	--	--	--	--	--	--	--	--	--	--	--
PTI-1D	04/14/26	N	--	--	--	--	--	--	--	--	--	--	--	--	--
PTI-1D	03/18/26	N	--	--	--	--	--	--	--	--	--	--	--	--	--
PTI-1D	02/18/26	N	--	--	--	--	--	--	--	--	--	--	--	--	--
PTI-1D	01/22/26	N	--	--	--	--	--	--	--	--	--	--	--	--	--

Appendix B
January 2020 to June 2026 Analytical Results
Second Quarter 2026 Quarterly Progress Report
Pacific Gas and Electric Company, Topock Compressor Station, Needles, California

Monitoring Well ID	Sample Date	Sample Type	Dissolved Vanadium (µg/L)	Dissolved Zinc (µg/L)	Alkalinity (mg/L)	Ammonia (as Nitrogen) (mg/L)	Bromide (mg/L)	Chloride (mg/L)	Fluoride (mg/L)	Nitrate (as Nitrogen) (mg/L)	Nitrite (as Nitrogen) (mg/L)	Nitrate/ Nitrite as N (mg/L)	Sulfate (mg/L)	Total Dissolved Solids (mg/L)	Total Organic Carbon (mg/L)
PTI-1D	12/23/25	N	–	–	–	–	–	--	–	–	–	–	–	–	--
PTI-1D	11/12/25	N	–	–	–	–	–	--	–	–	–	–	–	–	--
PTI-1D	10/28/25	N	–	–	–	–	–	--	–	–	–	–	–	–	--
PTI-1D	09/04/25	N	–	–	–	–	–	--	–	–	–	–	–	–	--
PTI-1D	08/14/25	N	–	–	–	–	–	--	–	–	–	–	–	–	--
PTI-1D	07/24/25	N	–	–	–	–	–	--	–	–	–	–	–	–	--
PTI-1D	06/12/25	N	–	–	–	–	–	--	–	–	–	–	–	–	--
PTI-1D	05/15/25	N	–	–	–	–	–	--	–	–	–	–	–	–	--
PTI-1D	04/29/25	N	–	–	–	–	–	--	–	–	–	–	–	–	--
PTI-1D	03/13/25	N	–	–	–	–	–	--	–	–	–	–	–	–	--
PTI-1D	02/20/25	N	–	–	–	–	–	--	–	–	–	–	–	–	--
PTI-1D	01/16/25	N	–	–	–	–	–	--	–	–	–	–	–	–	--
PTI-1D	12/10/24	N	–	–	–	–	–	--	–	–	–	–	–	–	--
PTI-1D	11/26/24	N	–	–	–	–	–	--	–	–	–	–	–	–	--
PTI-1D	10/24/24	N	–	–	–	–	–	--	–	–	–	–	–	–	--
PTI-1D	09/19/24	N	–	–	–	–	–	--	–	–	–	–	–	–	--
PTI-1D	08/15/24	N	–	–	–	–	–	--	–	–	–	–	–	–	--
PTI-1D	07/15/24	N	–	–	–	–	–	--	–	–	–	–	–	–	--
PTI-1D	06/11/24	N	–	–	–	–	–	--	–	–	–	–	–	–	--
PTI-1D	05/08/24	N	–	–	–	–	–	--	–	–	–	–	–	–	--
PTI-1D	04/17/24	N	–	–	–	–	–	--	–	–	–	–	–	–	--
PTI-1D	03/20/24	N	–	–	–	–	–	--	–	–	–	–	–	–	--
PTI-1D	02/12/24	N	–	–	–	–	–	--	–	–	–	–	–	–	--
PTI-1D	01/08/24	N	–	–	–	–	–	--	–	–	–	–	–	–	--
PTI-1D	12/12/23	N	–	–	–	–	–	--	–	–	–	–	–	–	--
PTI-1D	11/02/23	N	–	–	–	–	–	--	–	–	–	–	–	–	--
R-19	05/21/26	N	–	–	–	–	–	--	–	–	–	–	–	–	--
R-19	02/18/26	N	–	–	–	–	–	--	–	–	–	–	–	–	--
R-19	11/20/25	N	–	–	–	–	–	--	–	0.34	–	–	–	–	–
R-19	08/21/25	N	–	–	–	–	–	--	–	–	–	–	–	–	--
R-19	05/15/25	N	–	–	–	–	–	--	–	–	–	–	–	–	--
R-19	02/20/25	N	–	–	–	–	–	--	–	–	–	–	–	–	--
R-19	11/14/24	N	–	–	–	–	–	--	–	0.43	–	–	–	–	–
R-19	08/15/24	N	–	–	–	–	–	--	–	–	–	–	–	–	--
R-19	05/16/24	N	–	–	–	–	–	--	–	–	–	–	–	–	--
R-19	02/15/24	N	–	–	–	–	–	--	–	–	–	–	–	–	--
R-19	11/16/23	N	–	–	–	–	–	--	–	0.41	–	–	–	–	–
R-19	08/17/23	N	–	–	–	–	–	--	–	–	–	–	–	–	--
R-19	05/17/23	N	–	–	–	–	–	--	–	–	–	–	–	–	--
R-19	02/16/23	N	–	–	–	–	–	--	–	–	–	–	–	–	--
R-19	11/16/22	N	–	–	–	–	–	--	–	0.3	–	–	–	–	–
R-19	08/18/22	N	–	–	–	–	–	--	–	–	–	–	–	–	--
R-19	05/19/22	N	–	–	–	–	–	--	–	–	–	–	–	–	--
R-19	02/17/22	N	–	–	–	–	–	--	–	–	–	–	–	–	--
R-19	11/18/21	N	–	–	–	–	–	--	–	–	–	0.31	–	–	–
R-19	08/19/21	N	–	–	–	–	–	--	–	–	–	0.36	–	–	–
R-19	05/20/21	N	–	–	–	–	–	--	–	–	–	0.42	–	–	–
R-19	02/18/21	N	–	–	–	–	–	--	–	–	–	0.39	–	–	–
R-19	01/28/21	N	–	–	–	–	–	--	–	–	–	0.4	–	–	–
R-19	11/19/20	N	–	–	–	–	–	--	–	–	–	–	–	–	--
R-19	08/20/20	N	–	–	–	–	–	--	–	–	–	0.36	–	–	–

Appendix B
January 2020 to June 2026 Analytical Results
Second Quarter 2026 Quarterly Progress Report
Pacific Gas and Electric Company, Topock Compressor Station, Needles, California

Monitoring Well ID	Sample Date	Sample Type	Dissolved Vanadium (µg/L)	Dissolved Zinc (µg/L)	Alkalinity (mg/L)	Ammonia (as Nitrogen) (mg/L)	Bromide (mg/L)	Chloride (mg/L)	Fluoride (mg/L)	Nitrate (as Nitrogen) (mg/L)	Nitrite (as Nitrogen) (mg/L)	Nitrate/ Nitrite as N (mg/L)	Sulfate (mg/L)	Total Dissolved Solids (mg/L)	Total Organic Carbon (mg/L)
R-19	04/30/20	N	–	–	–	–	–	--	–	–	–	0.38	–	–	–
R-19	02/20/20	N	–	–	–	–	–	--	–	–	–	0.33	–	–	–
R-19	01/30/20	N	–	–	–	–	–	--	–	–	–	0.37	–	–	–
R-19	02/18/26	FD	–	–	–	–	–	--	–	–	–	–	–	–	--
R-19	08/21/25	FD	–	–	–	–	–	--	–	–	–	–	–	–	--
R-19	08/19/21	FD	–	–	–	–	–	--	–	–	–	0.35	–	–	–
R-19	01/28/21	FD	–	–	–	–	–	--	–	–	–	0.39	–	–	–
R-28	05/20/26	N	–	–	–	–	–	--	–	–	–	–	–	–	--
R-28	02/17/26	N	–	–	–	–	–	--	–	–	–	–	–	–	--
R-28	11/19/25	N	–	–	–	–	–	--	–	0.36	–	–	–	–	–
R-28	08/20/25	N	–	–	–	–	–	--	–	–	–	–	–	–	--
R-28	05/14/25	N	–	–	–	–	–	--	–	–	–	–	–	–	--
R-28	02/19/25	N	–	–	–	–	–	--	–	–	–	–	–	–	--
R-28	11/13/24	N	–	–	–	–	–	--	–	0.42	–	–	–	–	–
R-28	08/14/24	N	–	–	–	–	–	--	–	–	–	–	–	–	--
R-28	05/15/24	N	–	–	–	–	–	--	–	–	–	–	–	–	--
R-28	02/14/24	N	–	–	–	–	–	--	–	–	–	–	–	–	--
R-28	11/15/23	N	–	–	–	–	–	--	–	0.4	–	–	–	–	–
R-28	08/16/23	N	–	–	–	–	–	--	–	–	–	–	–	–	--
R-28	05/16/23	N	–	–	–	–	–	--	–	–	–	–	–	–	--
R-28	02/15/23	N	–	–	–	–	–	--	–	–	–	–	–	–	--
R-28	11/15/22	N	–	–	–	–	–	--	–	0.26 J	–	–	–	–	–
R-28	08/17/22	N	–	–	–	–	–	--	–	–	–	–	–	–	--
R-28	05/18/22	N	–	–	–	–	–	--	–	–	–	–	–	–	--
R-28	02/16/22	N	–	–	–	–	–	--	–	–	–	–	–	–	--
R-28	11/17/21	N	–	–	–	–	–	--	–	–	–	0.3	–	–	–
R-28	08/18/21	N	–	–	–	–	–	--	–	–	–	0.35	–	–	–
R-28	05/19/21	N	–	–	–	–	–	--	–	–	–	0.36	–	–	–
R-28	02/17/21	N	–	–	–	–	–	--	–	–	–	0.47	–	–	–
R-28	01/27/21	N	–	–	–	–	–	--	–	–	–	0.27	–	–	–
R-28	11/18/20	N	–	–	140	–	<0.5	88	–	–	–	0.28	210	580	–
R-28	08/19/20	N	–	–	–	–	–	--	–	–	–	0.37	–	–	–
R-28	04/29/20	N	–	–	–	–	–	--	–	–	–	0.41	–	–	–
R-28	02/19/20	N	–	–	–	–	–	--	–	–	–	0.33	–	–	–
R-28	01/29/20	N	–	–	–	–	–	--	–	–	–	0.32	–	–	–
R-28	05/20/26	FD	–	–	–	–	–	--	–	–	–	–	–	–	--
R-28	11/19/25	FD	–	–	–	–	–	--	–	0.35	–	–	–	–	–
R-28	05/14/25	FD	–	–	–	–	–	--	–	–	–	–	–	–	--
R-28	02/19/25	FD	–	–	–	–	–	--	–	–	–	–	–	–	--
R-28	11/13/24	FD	–	–	–	–	–	--	–	0.42	–	–	–	–	–
R-28	05/15/24	FD	–	–	–	–	–	--	–	–	–	–	–	–	--
R-28	11/18/20	FD	–	–	140	–	<0.5	88	–	–	–	0.3 J	210	580	–
R-63	05/20/26	N	–	–	–	–	–	--	–	–	–	–	–	–	--
R-63	02/17/26	N	–	–	–	–	–	--	–	–	–	–	–	–	--
R-63	11/19/25	N	–	–	130	–	<0.5	210	0.38	0.28	–	–	240	880	3
R-63	08/20/25	N	–	–	–	–	–	--	–	–	–	–	–	–	--
R-63	05/14/25	N	–	–	–	–	–	--	–	–	–	–	–	–	--
R-63	02/19/25	N	–	–	–	–	–	--	–	–	–	–	–	–	--
R-63	11/13/24	N	1.8	–	130	0.2	–	110	0.37	0.42	<0.5	0.41	260	620	4.5
R-63	08/14/24	N	1.8	–	140	<0.2 J	–	98	0.38	0.49	<0.5	0.49 J	230	620	4.5
R-63	05/15/24	N	1.7	–	140	<0.2 J	–	100	0.37	0.59	<0.5	0.54	230	620	6.1

Appendix B
January 2020 to June 2026 Analytical Results
Second Quarter 2026 Quarterly Progress Report
Pacific Gas and Electric Company, Topock Compressor Station, Needles, California

Monitoring Well ID	Sample Date	Sample Type	Dissolved Vanadium (µg/L)	Dissolved Zinc (µg/L)	Alkalinity (mg/L)	Ammonia (as Nitrogen) (mg/L)	Bromide (mg/L)	Chloride (mg/L)	Fluoride (mg/L)	Nitrate (as Nitrogen) (mg/L)	Nitrite (as Nitrogen) (mg/L)	Nitrate/ Nitrite as N (mg/L)	Sulfate (mg/L)	Total Dissolved Solids (mg/L)	Total Organic Carbon (mg/L)
R-63	02/14/24	N	–	–	140	<0.2	–	110	0.33	0.51	<0.5	0.57	250	670	2.9
R-63	11/15/23	N	2.5	–	130	<0.2	–	130	0.36	0.38	<0.5	0.42	250	710	2.7
R-63	08/16/23	N	–	–	–	–	–	--	–	–	–	–	–	–	--
R-63	05/16/23	N	–	–	–	–	–	--	–	–	–	–	–	–	--
R-63	02/15/23	N	–	–	–	–	–	--	–	–	–	–	–	–	--
R-63	11/15/22	N	–	–	–	–	–	--	–	0.28	–	–	–	–	–
R-63	08/17/22	N	–	–	–	–	–	--	–	–	–	–	–	–	--
R-63	05/18/22	N	–	–	–	–	–	--	–	–	–	–	–	–	--
R-63	02/16/22	N	–	–	–	–	–	--	–	–	–	–	–	–	--
R-63	11/17/21	N	–	–	–	–	–	--	–	–	–	0.3	–	–	–
R-63	08/18/21	N	–	–	–	–	–	--	–	–	–	0.35	–	–	–
R-63	05/19/21	N	–	–	–	–	–	--	–	–	–	0.37	–	–	–
R-63	02/17/21	N	–	–	–	–	–	--	–	–	–	0.39	–	–	–
R-63	01/27/21	N	–	–	–	–	–	--	–	–	–	0.28	–	–	–
R-63	11/18/20	N	–	–	–	–	–	--	–	–	–	0.28	–	–	–
R-63	08/19/20	N	–	–	–	–	–	--	–	–	–	0.35	–	–	–
R-63	04/29/20	N	–	–	–	–	–	--	–	–	–	0.42	–	–	–
R-63	02/19/20	N	–	–	–	–	–	--	–	–	–	0.28	–	–	–
R-63	01/29/20	N	–	–	–	–	–	--	–	–	–	0.3	–	–	–
R-63	11/15/23	FD	2.7	–	110	<0.2	–	130	0.45	0.38	<0.5	0.41	250	710	2.7
R-63	08/16/23	FD	–	–	–	–	–	--	–	–	–	–	–	–	--
R-63	05/18/22	FD	–	–	–	–	–	--	–	–	–	–	–	–	--
R-63	05/19/21	FD	–	–	–	–	–	--	–	–	–	0.35	–	–	–
RRB	05/21/26	N	–	–	–	–	–	--	–	–	–	–	–	–	--
RRB	02/18/26	N	–	–	–	–	–	--	–	–	–	–	–	–	--
RRB	11/20/25	N	–	–	–	–	–	--	–	0.33	–	–	–	–	–
RRB	08/21/25	N	–	–	–	–	–	--	–	–	–	–	–	–	--
RRB	05/15/25	N	–	–	–	–	–	--	–	–	–	–	–	–	--
RRB	02/20/25	N	–	–	–	–	–	--	–	–	–	–	–	–	--
RRB	11/14/24	N	–	–	–	–	–	--	–	0.43	–	–	–	–	–
RRB	08/15/24	N	–	–	–	–	–	--	–	–	–	–	–	–	--
RRB	05/16/24	N	–	–	–	–	–	--	–	–	–	–	–	–	--
RRB	02/15/24	N	–	–	–	–	–	--	–	–	–	–	–	–	--
RRB	11/16/23	N	–	–	–	–	–	--	–	0.42	–	–	–	–	–
RRB	08/17/23	N	–	–	–	–	–	--	–	–	–	–	–	–	--
RRB	05/17/23	N	–	–	–	–	–	--	–	–	–	–	–	–	--
RRB	02/16/23	N	–	–	–	–	–	--	–	–	–	–	–	–	--
RRB	11/16/22	N	–	–	–	–	–	--	–	0.2	–	–	–	–	–
RRB	08/18/22	N	–	–	–	–	–	--	–	–	–	–	–	–	--
RRB	05/19/22	N	–	–	–	–	–	--	–	–	–	–	–	–	--
RRB	02/17/22	N	–	–	–	–	–	--	–	–	–	–	–	–	--
RRB	11/18/21	N	–	–	–	–	–	--	–	–	–	0.2	–	–	–
RRB	08/19/21	N	–	–	–	–	–	--	–	–	–	0.23	–	–	–
RRB	05/20/21	N	–	–	–	–	–	--	–	–	–	0.32	–	–	–
RRB	02/18/21	N	–	–	–	–	–	--	–	–	–	0.38	–	–	–
RRB	01/28/21	N	–	–	–	–	–	--	–	–	–	0.076	–	–	–
RRB	11/19/20	N	–	–	–	–	–	--	–	–	–	–	–	–	--
RRB	08/20/20	N	–	–	–	–	–	--	–	–	–	0.25	–	–	–
RRB	04/30/20	N	–	–	–	–	–	--	–	–	–	0.31	–	–	–
RRB	02/20/20	N	–	–	–	–	–	--	–	–	–	0.22	–	–	–
RRB	01/30/20	N	–	–	–	–	–	--	–	–	–	1.1	–	–	–

Appendix B
January 2020 to June 2026 Analytical Results
Second Quarter 2026 Quarterly Progress Report
Pacific Gas and Electric Company, Topock Compressor Station, Needles, California

Monitoring Well ID	Sample Date	Sample Type	Dissolved Vanadium (µg/L)	Dissolved Zinc (µg/L)	Alkalinity (mg/L)	Ammonia (as Nitrogen) (mg/L)	Bromide (mg/L)	Chloride (mg/L)	Fluoride (mg/L)	Nitrate (as Nitrogen) (mg/L)	Nitrite (as Nitrogen) (mg/L)	Nitrate/ Nitrite as N (mg/L)	Sulfate (mg/L)	Total Dissolved Solids (mg/L)	Total Organic Carbon (mg/L)
RRB	05/17/23	FD	–	–	–	–	–	--	–	–	–	–	–	–	--
RRB	08/18/22	FD	–	–	–	–	–	--	–	–	–	–	–	–	--
RRB	11/18/21	FD	–	–	–	–	–	--	–	–	–	0.22	–	–	–
SW1	05/20/26	N	–	–	–	–	–	--	–	0.44	–	–	–	–	–
SW1	02/17/26	N	–	–	–	–	–	--	–	–	–	–	–	–	--
SW1	11/19/25	N	–	–	–	–	–	--	–	0.34	–	–	–	–	–
SW1	08/20/25	N	–	–	–	–	–	--	–	–	–	–	–	–	--
SW1	05/14/25	N	–	–	–	–	–	--	–	–	–	–	–	–	--
SW1	02/19/25	N	–	–	–	–	–	--	–	–	–	–	–	–	--
SW1	11/13/24	N	–	–	–	–	–	--	–	0.41	–	–	–	–	–
SW1	08/14/24	N	–	–	–	–	–	--	–	–	–	–	–	–	--
SW1	05/15/24	N	–	–	–	–	–	--	–	–	–	–	–	–	--
SW1	02/14/24	N	–	–	–	–	–	--	–	–	–	–	–	–	--
SW1	11/15/23	N	–	–	–	–	–	--	–	0.41	–	–	–	–	–
SW1	08/16/23	N	–	–	–	–	–	--	–	–	–	–	–	–	--
SW1	05/16/23	N	–	–	–	–	–	--	–	–	–	–	–	–	--
SW1	02/15/23	N	–	–	–	–	–	--	–	–	–	–	–	–	--
SW1	11/15/22	N	–	–	–	–	–	--	–	<0.05	–	–	–	–	–
SW1	08/17/22	N	–	–	–	–	–	--	–	–	–	–	–	–	--
SW1	05/18/22	N	–	–	–	–	–	--	–	–	–	–	–	–	--
SW1	02/16/22	N	–	–	–	–	–	--	–	–	–	–	–	–	--
SW1	11/17/21	N	–	–	–	–	–	--	–	–	–	<0.05	–	–	–
SW1	08/18/21	N	–	–	–	–	–	--	–	–	–	–	–	–	--
SW1	05/19/21	N	–	–	–	–	–	--	–	–	–	–	–	–	--
SW1	02/17/21	N	–	–	–	–	–	--	–	–	–	–	–	–	--
SW1	01/27/21	N	–	–	–	–	–	--	–	–	–	–	–	–	--
SW1	11/18/20	N	–	–	–	–	–	--	–	–	–	–	–	–	--
SW1	08/20/20	N	–	–	–	–	–	--	–	–	–	–	–	–	--
SW1	04/30/20	N	–	–	–	–	–	--	–	–	–	–	–	–	--
SW1	02/19/20	N	–	–	–	–	–	--	–	–	–	–	–	–	--
SW1	01/29/20	N	–	–	–	–	–	--	–	–	–	–	–	–	--
SW1	11/15/22	FD	–	–	–	–	–	--	–	<0.05	–	–	–	–	–
SW2	05/20/26	N	–	–	–	–	–	--	–	0.45	–	–	–	–	–
SW2	02/17/26	N	–	–	–	–	–	--	–	–	–	–	–	–	--
SW2	11/19/25	N	–	–	–	–	–	--	–	0.33	–	–	–	–	–
SW2	08/20/25	N	–	–	–	–	–	--	–	–	–	–	–	–	--
SW2	05/14/25	N	–	–	–	–	–	--	–	–	–	–	–	–	--
SW2	02/19/25	N	–	–	–	–	–	--	–	–	–	–	–	–	--
SW2	11/13/24	N	–	–	–	–	–	--	–	0.41	–	–	–	–	–
SW2	08/14/24	N	–	–	–	–	–	--	–	–	–	–	–	–	--
SW2	05/15/24	N	–	–	–	–	–	--	–	–	–	–	–	–	--
SW2	02/14/24	N	–	–	–	–	–	--	–	–	–	–	–	–	--
SW2	11/15/23	N	–	–	–	–	–	--	–	0.4	–	–	–	–	–
SW2	08/16/23	N	–	–	–	–	–	--	–	–	–	–	–	–	--
SW2	05/16/23	N	–	–	–	–	–	--	–	–	–	–	–	–	--
SW2	02/15/23	N	–	–	–	–	–	--	–	–	–	–	–	–	--
SW2	11/15/22	N	–	–	–	–	–	--	–	<0.05	–	–	–	–	–
SW2	08/17/22	N	–	–	–	–	–	--	–	–	–	–	–	–	--
SW2	05/18/22	N	–	–	–	–	–	--	–	–	–	–	–	–	--
SW2	02/16/22	N	–	–	–	–	–	--	–	–	–	–	–	–	--
SW2	11/17/21	N	–	–	–	–	–	--	–	–	–	<0.05	–	–	–

Appendix B
January 2020 to June 2026 Analytical Results
Second Quarter 2026 Quarterly Progress Report
Pacific Gas and Electric Company, Topock Compressor Station, Needles, California

Monitoring Well ID	Sample Date	Sample Type	Dissolved Vanadium (µg/L)	Dissolved Zinc (µg/L)	Alkalinity (mg/L)	Ammonia (as Nitrogen) (mg/L)	Bromide (mg/L)	Chloride (mg/L)	Fluoride (mg/L)	Nitrate (as Nitrogen) (mg/L)	Nitrite (as Nitrogen) (mg/L)	Nitrate/ Nitrite as N (mg/L)	Sulfate (mg/L)	Total Dissolved Solids (mg/L)	Total Organic Carbon (mg/L)
SW2	08/18/21	N	–	–	–	–	–	--	–	–	–	–	–	–	--
SW2	05/19/21	N	–	–	–	–	–	--	–	–	–	–	–	–	--
SW2	02/17/21	N	–	–	–	–	–	--	–	–	–	–	–	–	--
SW2	01/27/21	N	–	–	–	–	–	--	–	–	–	–	–	–	--
SW2	11/18/20	N	–	–	–	–	–	--	–	–	–	–	–	–	--
SW2	08/20/20	N	–	–	–	–	–	--	–	–	–	–	–	–	--
SW2	04/30/20	N	–	–	–	–	–	--	–	–	–	–	–	–	--
SW2	02/19/20	N	–	–	–	–	–	--	–	–	–	–	–	–	--
SW2	01/29/20	N	–	–	–	–	–	--	–	–	–	–	–	–	--
TCS-1	09/08/22	N	9.8	59	150	<0.23	<5	770	1.5	17	<5	–	380	2,000	<10
TCS-1	09/08/22	N	4.4	190	97	<0.22	<5	2,600	2.5	21	<5	–	1,100	5,900	<1
TCS-1	08/24/22	N	–	–	–	–	–	--	–	–	–	–	–	–	--
TCS-1	04/13/22	N	–	–	–	–	–	--	–	–	–	–	–	–	--
TCS-1	04/07/22	N	–	–	–	–	–	--	–	–	–	–	–	–	--
TCS-1	04/05/22	N	–	–	–	–	–	--	–	–	–	–	–	–	--
TCS-1	04/04/22	N	–	–	–	–	–	--	–	–	–	–	–	–	--
TCS-1	04/03/22	N	–	–	–	–	–	--	–	–	–	–	–	–	--
TCS-2	10/23/22	N	6.8	72	110	<0.43	<5	1,700	1.4	18	<5	–	690	4,300	<1
TCS-2	10/23/22	N	9	25	89	<0.43	<5	780	<1	19	<5	–	340	2,200	<1
TCS-2	10/20/22	N	–	–	–	–	–	--	–	–	–	–	–	–	--
TCS-2	04/23/22	N	–	–	–	–	–	--	–	–	–	–	–	–	--
TCS-2	04/23/22	N	–	–	–	–	–	--	–	–	–	–	–	–	--
TCS-2	04/22/22	N	–	–	–	–	–	--	–	–	–	–	–	–	--
TCS-2	04/21/22	N	–	–	–	–	–	--	–	–	–	–	–	–	--
TCS-2	04/21/22	N	–	–	–	–	–	--	–	–	–	–	–	–	--
TCS-2	04/20/22	N	–	–	–	–	–	--	–	–	–	–	–	–	--
TCS-2	04/19/22	N	–	–	–	–	–	--	–	–	–	–	–	–	--
TCS-2	04/20/22	FD	–	–	–	–	–	--	–	–	–	–	–	–	--
Topock-2	06/11/24	N	18	23.9	89.9	–	–	241	4.51	2.03	–	–	89.1	679	<1
Topock-2	03/14/24	N	18.3	37.7	92.8	–	–	245	4.06	1.69	–	–	70.5	681	3.81
TOPOCK-2	11/30/23	N	21.1	<100	99.6	–	–	215	4.01	2.54	–	–	73.6	613	<1
TOPOCK-2	06/14/23	N	14.1	<100	97.8	–	–	224	4.02	2.22	–	–	64.4	665	<1
TOPOCK-2	03/08/23	N	19.9	25.1	104	–	–	208	3.86	2.66 J	–	–	63.9	583	<1
TOPOCK-2	05/18/22	N	24.6	<200	104	–	–	246	4.45	–	–	–	72.1	630	<1
TOPOCK-2	09/20/21	N	17.9	26.9 J	–	–	–	343	4.22	–	–	–	83.9	765	–
Topock-3	06/11/24	N	18.8	<20	85.3	–	–	335	3.97	1.95	–	–	92	840	<1
Topock-3	03/14/24	N	17.9	<20	84.1	–	–	390	4.07	1.79	–	–	102	921	4.24
TOPOCK-3	11/30/23	N	19.2	<100	89.3	–	–	324	3.93	2.26	–	–	92.5	831	<1
TOPOCK-3	06/14/23	N	19.1	<100	90.9	–	–	319	3.92	2.02	–	–	79.7	836	<1
TOPOCK-3	03/08/23	N	17.1	24.3	89.6	–	–	347	4.13	2.14 J	–	–	85.9	827	<1
TOPOCK-3	05/18/22	N	22.2	<200	91.5	–	–	404	4.61	–	–	–	97.9	814	<1
TOPOCK-3	09/20/21	N	18.1	34.2 J	–	–	–	333	4.21	–	–	–	72	549	–
Topock-3	06/11/24	FD	18.8	<20	84.5	–	–	333	4	1.99	–	–	103	833	<1
TOPOCK-3	11/30/23	FD	20.9	<100	91.9	–	–	350	3.91	2.25	–	–	93.5	821	<1
TW-01	04/30/26	N	–	–	–	–	–	--	–	16	–	–	–	–	–
TW-01	11/21/25	N	–	–	–	–	–	--	–	11	–	–	–	–	–
TW-01	05/21/25	N	–	–	–	–	–	--	–	21	–	–	–	–	–
TW-01	11/22/24	N	–	–	–	–	–	--	–	18	–	–	–	–	–
TW-01	05/23/24	N	–	–	–	–	–	--	–	22	–	–	–	–	–
TW-01	12/01/23	N	–	–	–	–	–	--	–	24	–	–	–	–	–
TW-01	06/02/23	N	–	–	–	–	–	--	–	9.1	–	–	–	–	–

Appendix B
January 2020 to June 2026 Analytical Results
Second Quarter 2026 Quarterly Progress Report
Pacific Gas and Electric Company, Topock Compressor Station, Needles, California

Monitoring Well ID	Sample Date	Sample Type	Dissolved Vanadium (µg/L)	Dissolved Zinc (µg/L)	Alkalinity (mg/L)	Ammonia (as Nitrogen) (mg/L)	Bromide (mg/L)	Chloride (mg/L)	Fluoride (mg/L)	Nitrate (as Nitrogen) (mg/L)	Nitrite (as Nitrogen) (mg/L)	Nitrate/ Nitrite as N (mg/L)	Sulfate (mg/L)	Total Dissolved Solids (mg/L)	Total Organic Carbon (mg/L)
TW-01	12/15/22	N	–	–	–	–	–	--	–	8.6	–	–	–	–	–
TW-01	12/08/21	N	–	–	–	–	–	--	–	–	–	11	–	–	–
TW-01	12/02/21	N	–	–	–	–	–	--	–	–	–	–	–	–	--
TW-01	11/22/21	N	–	–	–	–	–	--	–	–	–	–	–	–	--
TW-01	11/15/21	N	–	–	–	–	–	1,800	–	–	–	11	500	3,800	–
TW-01	11/11/21	N	–	–	–	–	–	--	–	–	–	–	–	–	--
TW-01	11/02/21	N	13	<10	–	<0.2	–	1,800	3.8	–	–	11	510	3,900	<1
TW-01	10/20/21	N	–	–	–	–	–	1,800	–	–	–	11	510	3,900	–
TW-01	10/07/21	N	12	<10	–	<0.2	–	1,800	3.9	–	–	11	520	3,800	<1
TW-01	09/30/21	N	–	–	–	–	–	1,700	–	–	–	15	540	–	–
TW-01	09/23/21	N	–	–	–	–	–	1,700	–	–	–	11	520	4,100	–
TW-01	09/15/21	N	–	–	–	–	–	1,700	–	–	–	12	520	–	–
TW-01	09/09/21	N	14	<10	–	<0.2	–	1,700	3.5	–	–	12	510	4,000	<1
TW-01	09/02/21	N	–	–	–	–	–	--	–	–	–	–	–	–	--
TW-01	09/01/21	N	–	–	–	–	–	1,700	3.5	–	–	12	510	4,000	–
TW-01	08/25/21	N	–	–	–	–	–	1,700	–	–	–	12	510	–	–
TW-01	08/16/21	N	10	<10	–	<0.2	–	1,700	3.4	–	–	12	530	4,000	<5
TW-01	08/03/21	N	–	–	–	–	–	1,600	–	–	–	13	520	–	–
TW-01	07/26/21	N	–	–	–	–	–	1,600	–	–	–	14	510	3,900	–
TW-01	07/20/21	N	–	–	–	–	–	1,600	–	–	–	13	510	–	–
TW-01	07/12/21	N	–	–	–	–	–	1,600	–	–	–	14	520	3,800	–
TW-01	07/08/21	N	–	–	–	–	–	1,600	–	–	–	14	530	–	–
TW-01	06/28/21	N	11	<10	–	<0.2	–	1,500	3.5	–	–	14	530	3,600	<10
TW-01	06/21/21	N	–	–	–	–	–	--	–	–	–	–	–	3,300	–
TW-01	06/20/21	N	–	–	–	–	–	--	–	–	–	–	–	3,600	–
TW-01	06/19/21	N	–	–	–	–	–	--	–	–	–	–	–	3,600	–
TW-01	06/18/21	N	–	–	–	–	–	--	–	–	–	–	–	3,600	–
TW-01	06/17/21	N	–	–	–	–	–	--	–	–	–	–	–	3,600	–
TW-01	06/16/21	N	–	–	–	–	–	--	–	–	–	–	–	3,500	–
TW-01	06/15/21	N	–	–	–	–	–	--	–	–	–	–	–	3,600	–
TW-01	06/10/21	N	9.3	<10	–	<0.2	–	1,600	2.6	–	–	14	550	3,600	<1
TW-01	11/04/20	N	9.4	16 J	–	<0.2	–	--	2.9	–	–	13	520	3,500	<1
TW-01	11/21/25	FD	–	–	–	–	–	--	–	12	–	–	–	–	–
TW-01	11/22/24	FD	–	–	–	–	–	--	–	18	–	–	–	–	–
TW-01	11/02/21	FD	13	<10	–	<0.2	–	1,700	4.1	–	–	11	510	4,000	<1
TW-01	10/20/21	FD	–	–	–	–	–	1,800	–	–	–	11	520	3,900	–
TW-01	10/07/21	FD	12	<10	–	<0.2	–	1,800	4.2	–	–	12	510	4,000	<1
TW-01	09/23/21	FD	–	–	–	–	–	1,700	–	–	–	11	510	3,900	–
TW-01	09/09/21	FD	14	<10	–	<0.2	–	1,700	3.4	–	–	11	500	4,100	<1
TW-01	08/16/21	FD	10	<10	–	<0.2	–	1,700	3.2	–	–	13	530	3,900	<1
TW-01	07/12/21	FD	–	–	–	–	–	1,600	–	–	–	15	520	3,700	–
TW-01	06/10/21	FD	9.3	<10	–	<0.2	–	1,500	2.6	–	–	15	540	3,600	<1
TW-02D	06/11/26	N	–	–	–	–	–	--	–	<0.5	–	–	330	–	<1
TW-02D	05/12/26	N	–	–	–	–	–	--	–	<0.5	–	–	330	–	<1
TW-02D	04/14/26	N	–	–	–	–	–	--	–	<0.5	–	–	310	–	<1
TW-02D	03/10/26	N	–	–	–	–	–	--	–	<0.5	–	–	330	–	<1
TW-02D	02/10/26	N	–	–	–	–	–	--	–	<0.5	–	–	310	–	<1
TW-02D	01/13/26	N	–	–	–	–	–	--	–	<0.5	–	–	310	–	<1
TW-02D	12/09/25	N	–	–	–	–	–	--	–	<0.5	–	–	290	–	<1
TW-02D	11/11/25	N	–	–	–	–	–	--	–	<0.25	–	–	290	–	<1
TW-02D	10/20/25	N	–	–	–	–	–	--	–	<0.05	–	–	310	–	<1

Appendix B
January 2020 to June 2026 Analytical Results
Second Quarter 2026 Quarterly Progress Report
Pacific Gas and Electric Company, Topock Compressor Station, Needles, California

Monitoring Well ID	Sample Date	Sample Type	Dissolved Vanadium (µg/L)	Dissolved Zinc (µg/L)	Alkalinity (mg/L)	Ammonia (as Nitrogen) (mg/L)	Bromide (mg/L)	Chloride (mg/L)	Fluoride (mg/L)	Nitrate (as Nitrogen) (mg/L)	Nitrite (as Nitrogen) (mg/L)	Nitrate/ Nitrite as N (mg/L)	Sulfate (mg/L)	Total Dissolved Solids (mg/L)	Total Organic Carbon (mg/L)
TW-02D	09/09/25	N	–	–	–	–	–	--	–	<0.5	–	–	290	–	<1
TW-02D	08/13/25	N	–	–	–	–	–	--	–	<0.5	–	–	270	–	<1
TW-02D	07/15/25	N	–	–	–	–	–	--	–	<0.5	–	–	290	–	<1
TW-02D	06/10/25	N	–	–	–	–	–	--	–	<0.5	–	–	280	–	<1
TW-02D	05/06/25	N	–	–	–	–	–	--	–	<0.5	–	–	290	–	1.4
TW-02D	04/08/25	N	–	–	–	–	–	--	–	<0.5	–	–	300	–	1.5
TW-02D	03/11/25	N	–	–	–	–	–	--	–	<0.5	–	–	300	–	2.1
TW-02D	02/11/25	N	–	–	–	–	–	--	–	<0.5	–	–	310	–	5.2
TW-02D	01/14/25	N	–	–	–	–	–	--	–	<0.5	–	–	210	–	<1
TW-02D	12/10/24	N	–	–	–	–	–	--	–	<0.5	–	–	330	–	<1
TW-02D	11/12/24	N	–	–	–	–	–	--	–	<0.5	–	–	360	–	1.6
TW-02D	10/08/24	N	–	–	–	–	–	--	–	<0.5	–	–	360	–	2.9
TW-02D	09/10/24	N	–	–	–	–	–	--	–	<0.5	–	–	360	–	2.4
TW-02D	08/06/24	N	–	–	–	–	–	--	–	<0.5	–	–	360	–	<1
TW-02D	07/16/24	N	–	–	–	–	–	--	–	<0.5	–	–	350	–	<1
TW-02D	06/11/24	N	–	–	–	–	–	--	–	<0.5	–	–	370	–	0.353 J
TW-02D	05/07/24	N	–	–	–	–	–	--	–	<0.5	–	–	360	–	<1
TW-02D	04/09/24	N	–	–	–	–	–	--	–	<0.5	–	–	350	–	1.1 J
TW-02D	03/12/24	N	–	–	–	–	–	--	–	<0.5	–	–	340	–	1.6
TW-02D	02/06/24	N	–	–	–	–	–	--	–	<0.5	–	–	330	–	1.4
TW-02D	01/09/24	N	–	–	–	–	–	--	–	<0.5	–	–	350	–	1.3
TW-02D	12/12/23	N	–	–	–	–	–	--	–	<0.5	–	–	320	–	<1
TW-02D	11/07/23	N	–	–	–	–	–	--	–	<0.5	–	–	330	–	<1
TW-02D	10/10/23	N	–	–	–	–	–	--	–	<0.5	–	–	270	–	0.45
TW-02D	09/14/23	N	–	–	–	–	–	--	–	<0.5	–	–	280	–	0.53
TW-02D	08/08/23	N	–	–	–	–	–	--	–	<0.5	–	–	320	–	0.69 J
TW-02D	07/20/23	N	–	–	–	–	–	--	–	<0.5	–	–	370	–	1.3
TW-02D	06/13/23	N	–	–	–	–	–	--	–	<0.5	–	–	430	–	4.4
TW-02D	05/09/23	N	–	–	–	–	–	--	–	<0.5	–	–	460	–	<1
TW-02D	04/04/23	N	–	–	–	–	–	--	–	<0.5	–	–	500	–	<1
TW-02D	03/07/23	N	–	–	–	–	–	--	–	<0.5	–	–	500	–	<1
TW-02D	02/08/23	N	–	–	–	<0.2	–	--	–	<0.5	<5	–	530	–	<1
TW-02D	01/12/23	N	–	–	–	–	–	--	–	<0.5	–	–	570	–	1.1
TW-02D	12/07/22	N	–	–	–	–	–	--	–	<0.5	–	–	640	–	<1
TW-02D	11/09/22	N	–	–	–	<0.43 J	–	--	–	R	<5	–	630	–	<1
TW-02D	10/12/22	N	–	–	–	–	–	--	–	<0.5	–	–	690	–	<1
TW-02D	09/14/22	N	–	–	–	–	–	--	–	0.97	–	–	740	–	<1
TW-02D	08/09/22	N	–	–	–	<0.2	–	--	–	1.5	<5	–	650	–	<1
TW-02D	07/13/22	N	–	–	–	–	–	--	–	0.89	–	–	720	–	<1
TW-02D	06/15/22	N	–	–	–	<0.2	–	--	–	1.5	<5	–	850	–	<1
TW-02D	05/19/22	N	–	–	–	–	–	--	–	0.36	–	–	400	–	<1
TW-02D	04/14/22	N	–	–	–	–	–	--	–	1.8 J	–	–	950	–	<1
TW-02D	03/09/22	N	–	–	–	<0.2	–	--	–	1.1	–	–	940	–	<50
TW-02D	09/08/21	N	–	–	200	–	<2.5	1,900	–	–	–	1.1	460	4,100	–
TW-02D	08/04/21	N	–	–	160	–	–	2,100	–	–	–	2.4	480	4,500	–
TW-02D	07/08/21	N	–	–	150	–	–	2,100	–	–	–	2.4	470	4,400	–
TW-02D	02/19/20	N	–	–	260	–	<2.5	1,400	–	–	–	–	390	3,400	–
TW-02D	02/11/25	FD	–	–	–	–	–	--	–	<0.5	–	–	310	–	4.6
TW-02D	07/16/24	FD	–	–	–	–	–	--	–	<0.5	–	–	350	–	<1
TW-02D	04/09/24	FD	–	–	–	–	–	--	–	<0.5	–	–	350	–	3.4 J
TW-02D	08/08/23	FD	–	–	–	–	–	--	–	<0.5	–	–	320	–	0.65 J

Appendix B
January 2020 to June 2026 Analytical Results
Second Quarter 2026 Quarterly Progress Report
Pacific Gas and Electric Company, Topock Compressor Station, Needles, California

Monitoring Well ID	Sample Date	Sample Type	Dissolved Vanadium (µg/L)	Dissolved Zinc (µg/L)	Alkalinity (mg/L)	Ammonia (as Nitrogen) (mg/L)	Bromide (mg/L)	Chloride (mg/L)	Fluoride (mg/L)	Nitrate (as Nitrogen) (mg/L)	Nitrite (as Nitrogen) (mg/L)	Nitrate/ Nitrite as N (mg/L)	Sulfate (mg/L)	Total Dissolved Solids (mg/L)	Total Organic Carbon (mg/L)
TW-02D	11/09/22	FD	–	–	–	<0.43 J	–	--	–	0.29 J	<2.5	–	630	–	<1
TW-02D	06/15/22	FD	–	–	–	<0.2	–	--	–	1.4	<5	–	920	–	<1
TW-02D	09/08/21	FD	–	–	190	–	<2.5	1,900	–	–	–	–	460	4,200	–
TW-02S	06/11/26	N	–	–	–	–	–	--	–	<0.5	–	–	330	–	<1
TW-02S	05/12/26	N	–	–	–	–	–	--	–	<0.5	–	–	340	–	<1
TW-02S	04/14/26	N	–	–	–	–	–	--	–	<0.5	–	–	300	–	<1
TW-02S	03/10/26	N	–	–	–	–	–	--	–	<0.5	–	–	340	–	<1
TW-02S	02/10/26	N	–	–	–	–	–	--	–	<0.5	–	–	320	–	<1
TW-02S	01/13/26	N	–	–	–	–	–	--	–	<0.5	–	–	310	–	<1
TW-02S	12/09/25	N	–	–	–	–	–	--	–	<0.5	–	–	310	–	<1
TW-02S	11/11/25	N	–	–	–	–	–	--	–	<0.25	–	–	320	–	<1
TW-02S	10/20/25	N	–	–	–	–	–	--	–	<0.25	–	–	340	–	<1
TW-02S	09/09/25	N	–	–	–	–	–	--	–	<0.5	–	–	330	–	<1
TW-02S	08/13/25	N	–	–	–	–	–	--	–	<0.5	–	–	310	–	<1
TW-02S	07/15/25	N	–	–	–	–	–	--	–	<0.5	–	–	330	–	<1
TW-02S	06/10/25	N	–	–	–	–	–	--	–	<0.5	–	–	300	–	<1
TW-02S	05/06/25	N	–	–	–	–	–	--	–	<0.5	–	–	290	–	<1
TW-02S	04/08/25	N	–	–	–	–	–	--	–	<0.5	–	–	300	–	1.3
TW-02S	03/11/25	N	–	–	–	–	–	--	–	<0.5	–	–	300	–	<1
TW-02S	02/11/25	N	–	–	–	–	–	--	–	<0.5	–	–	290	–	4.3
TW-02S	01/14/25	N	–	–	–	–	–	--	–	<0.5	–	–	310	–	4.7
TW-02S	12/10/24	N	–	–	–	–	–	--	–	<0.5	–	–	320	–	<1
TW-02S	11/12/24	N	–	–	–	–	–	--	–	<0.5	–	–	350	–	1.8
TW-02S	10/08/24	N	–	–	–	–	–	--	–	<0.5	–	–	340	–	2.6
TW-02S	09/10/24	N	–	–	–	–	–	--	–	<0.5	–	–	350	–	2.8
TW-02S	08/06/24	N	–	–	–	–	–	--	–	<0.5	–	–	340	–	<1
TW-02S	07/16/24	N	–	–	–	–	–	--	–	<0.5	–	–	340	–	<1
TW-02S	06/11/24	N	–	–	–	–	–	--	–	<0.5	–	–	360	–	<1
TW-02S	05/07/24	N	–	–	–	–	–	--	–	<0.5	–	–	350	–	<1
TW-02S	04/09/24	N	–	–	–	–	–	--	–	<0.5	–	–	330	–	3.1 J
TW-02S	03/12/24	N	–	–	–	–	–	--	–	<0.5	–	–	320	–	1.8
TW-02S	02/06/24	N	–	–	–	–	–	--	–	<0.5	–	–	300	–	1.7
TW-02S	01/09/24	N	–	–	–	–	–	--	–	<0.5	–	–	290	–	1.5
TW-02S	12/12/23	N	–	–	–	–	–	--	–	<0.5	–	–	270	–	<1
TW-02S	11/07/23	N	–	–	–	–	–	--	–	0.62	–	–	280	–	<1
TW-02S	10/10/23	N	–	–	–	–	–	--	–	<0.5	–	–	270	–	0.44
TW-02S	09/14/23	N	–	–	–	–	–	--	–	0.6	–	–	310	–	0.4
TW-02S	08/08/23	N	–	–	–	–	–	--	–	<0.5	–	–	340	–	0.52 J
TW-02S	07/20/23	N	–	–	–	–	–	--	–	<0.5	–	–	320	–	1.3
TW-02S	06/13/23	N	–	–	–	–	–	--	–	<0.5	–	–	410	–	3
TW-02S	05/09/23	N	–	–	–	–	–	--	–	<0.5	–	–	440	–	<1
TW-02S	04/04/23	N	–	–	–	–	–	--	–	<0.5	–	–	470	–	<1
TW-02S	03/07/23	N	–	–	–	–	–	--	–	0.53	–	–	450	–	<1
TW-02S	02/08/23	N	–	–	–	<0.2	–	--	–	0.66	<5	–	430	–	<1
TW-02S	01/12/23	N	–	–	–	–	–	--	–	1.2	–	–	410	–	1.3
TW-02S	12/07/22	N	–	–	–	–	–	--	–	1.1	–	–	400	–	<1
TW-02S	11/09/22	N	–	–	–	<0.43 J	–	--	–	1.3 J	<5	–	370	–	<20
TW-02S	10/12/22	N	–	–	–	–	–	--	–	1.7	–	–	300	–	<1
TW-02S	09/14/22	N	–	–	–	–	–	--	–	2.6	–	–	230	–	<1
TW-02S	08/09/22	N	–	–	–	<0.2	–	--	–	3	<5	–	170	–	<1
TW-02S	07/13/22	N	–	–	–	–	–	--	–	2.8	–	–	180	–	<1

Appendix B
January 2020 to June 2026 Analytical Results
Second Quarter 2026 Quarterly Progress Report
Pacific Gas and Electric Company, Topock Compressor Station, Needles, California

Monitoring Well ID	Sample Date	Sample Type	Dissolved Vanadium (µg/L)	Dissolved Zinc (µg/L)	Alkalinity (mg/L)	Ammonia (as Nitrogen) (mg/L)	Bromide (mg/L)	Chloride (mg/L)	Fluoride (mg/L)	Nitrate (as Nitrogen) (mg/L)	Nitrite (as Nitrogen) (mg/L)	Nitrate/ Nitrite as N (mg/L)	Sulfate (mg/L)	Total Dissolved Solids (mg/L)	Total Organic Carbon (mg/L)
TW-02S	06/15/22	N	–	–	–	<0.2	–	--	–	3.3	<10	–	190	–	<1
TW-02S	05/19/22	N	–	–	–	–	–	--	–	3.4	–	–	190	–	<1
TW-02S	04/14/22	N	–	–	–	–	–	--	–	3.6 J	–	–	190	–	<1
TW-02S	03/09/22	N	–	–	–	<0.2	–	--	–	4	–	–	180	–	<1
TW-02S	06/11/26	FD	–	–	–	–	–	--	–	<0.5	–	–	330	–	<1
TW-02S	05/12/26	FD	–	–	–	–	–	--	–	<0.5	–	–	340	–	<1
TW-02S	05/06/25	FD	–	–	–	–	–	--	–	<0.5	–	–	290	–	<1
TW-02S	12/10/24	FD	–	–	–	–	–	--	–	<0.5	–	–	320	–	<1
TW-02S	02/06/24	FD	–	–	–	–	–	--	–	<0.5	–	–	290	–	1.7
TW-02S	05/09/23	FD	–	–	–	–	–	--	–	<0.5	–	–	440	–	<1
TW-02S	02/08/23	FD	–	–	–	<0.2	–	--	–	0.72	<5	–	440	–	<1
TW-03D	06/11/26	N	–	–	–	–	–	--	–	<0.5	–	–	340	–	<1
TW-03D	05/12/26	N	–	–	–	–	–	--	–	<0.5	–	–	340	–	<1
TW-03D	04/14/26	N	–	–	–	–	–	--	–	<0.5	–	–	320	–	<1
TW-03D	03/10/26	N	–	–	–	–	–	--	–	<0.5	–	–	340	–	<1
TW-03D	02/10/26	N	–	–	–	–	–	--	–	<0.5	–	–	320	–	<1
TW-03D	01/13/26	N	–	–	–	–	–	--	–	<0.5	–	–	320	–	<1
TW-03D	12/09/25	N	–	–	–	–	–	--	–	<0.5	–	–	350	–	<1
TW-03D	11/11/25	N	–	–	–	–	–	--	–	<0.25	–	–	320	–	<1
TW-03D	10/20/25	N	–	–	–	–	–	--	–	<0.05	–	–	320	–	<1
TW-03D	09/09/25	N	–	–	–	–	–	--	–	<0.5	–	–	310	–	<1
TW-03D	08/13/25	N	–	–	–	–	–	--	–	<0.5	–	–	300	–	<1
TW-03D	07/15/25	N	–	–	–	–	–	--	–	<0.5	–	–	290	–	<1
TW-03D	06/10/25	N	–	–	–	–	–	--	–	<0.5	–	–	280	–	<1
TW-03D	05/06/25	N	–	–	–	–	–	--	–	<0.5	–	–	300	–	<1
TW-03D	04/08/25	N	–	–	–	–	–	--	–	<0.5	–	–	310	–	1.5
TW-03D	03/11/25	N	–	–	–	–	–	--	–	<0.5	–	–	320	–	1.1
TW-03D	02/11/25	N	–	–	–	–	–	--	–	<0.5	–	–	330	–	4.3
TW-03D	01/14/25	N	–	–	–	–	–	--	–	<0.5	–	–	340	–	1.7 J
TW-03D	12/10/24	N	–	–	–	–	–	--	–	<0.5	–	–	390	–	<1
TW-03D	11/12/24	N	–	–	–	–	–	--	–	<0.5	–	–	380	–	2
TW-03D	10/08/24	N	–	–	–	–	–	--	–	<0.5	–	–	360	–	2.8
TW-03D	09/10/24	N	–	–	–	–	–	--	–	<0.5	–	–	340	–	2.4
TW-03D	08/06/24	N	–	–	–	–	–	--	–	<0.5	–	–	400	–	2.7
TW-03D	07/16/24	N	–	–	–	–	–	--	–	<0.5	–	–	360	–	<1
TW-03D	06/11/24	N	–	–	–	–	–	--	–	0.83	–	–	380	–	<1
TW-03D	05/07/24	N	–	–	–	–	–	--	–	<0.5	–	–	330	–	<1
TW-03D	04/09/24	N	–	–	–	–	–	--	–	<0.5	–	–	360	–	3.3 J
TW-03D	03/12/24	N	–	–	–	–	–	--	–	<0.5	–	–	350	–	1.2
TW-03D	02/06/24	N	–	–	–	–	–	--	–	0.55	–	–	330	–	2.2
TW-03D	01/09/24	N	–	–	–	–	–	--	–	<0.5	–	–	350	–	1.2
TW-03D	12/12/23	N	–	–	–	–	–	--	–	<0.5	–	–	330	–	<1
TW-03D	11/07/23	N	–	–	–	–	–	--	–	0.52	–	–	270	–	<1
TW-03D	10/10/23	N	–	–	–	–	–	--	–	<0.5	–	–	260	–	0.5
TW-03D	09/14/23	N	–	–	–	–	–	--	–	0.56	–	–	280	–	0.41
TW-03D	08/08/23	N	–	–	–	–	–	--	–	<0.5	–	–	300	–	0.5 J
TW-03D	07/20/23	N	–	–	–	–	–	--	–	<0.5	–	–	360	–	1.2
TW-03D	06/13/23	N	–	–	–	–	–	--	–	<0.5	–	–	450	–	4.7
TW-03D	05/09/23	N	–	–	–	–	–	--	–	<0.5	–	–	480	–	<1
TW-03D	04/04/23	N	–	–	–	–	–	--	–	<0.5	–	–	530	–	1
TW-03D	03/07/23	N	–	–	–	–	–	--	–	<0.5	–	–	520	–	1.2

Appendix B
January 2020 to June 2026 Analytical Results
Second Quarter 2026 Quarterly Progress Report
Pacific Gas and Electric Company, Topock Compressor Station, Needles, California

Monitoring Well ID	Sample Date	Sample Type	Dissolved Vanadium (µg/L)	Dissolved Zinc (µg/L)	Alkalinity (mg/L)	Ammonia (as Nitrogen) (mg/L)	Bromide (mg/L)	Chloride (mg/L)	Fluoride (mg/L)	Nitrate (as Nitrogen) (mg/L)	Nitrite (as Nitrogen) (mg/L)	Nitrate/ Nitrite as N (mg/L)	Sulfate (mg/L)	Total Dissolved Solids (mg/L)	Total Organic Carbon (mg/L)
TW-03D	02/08/23	N	–	–	–	<0.2	–	--	–	<0.5	<10	–	550	–	<1
TW-03D	01/12/23	N	–	–	–	–	–	--	–	<0.5	–	–	590	–	1.1
TW-03D	12/07/22	N	–	–	–	–	–	--	–	<0.5	–	–	630	–	1.2
TW-03D	11/09/22	N	–	–	–	<0.43 J	–	--	–	R	<5	–	700	–	<1
TW-03D	10/12/22	N	–	–	–	–	–	--	–	0.55	–	–	710	–	<1
TW-03D	09/14/22	N	–	–	–	–	–	--	–	1	–	–	790	–	<1
TW-03D	08/09/22	N	–	–	–	<0.2	–	--	–	1.6	<5	–	660	–	<1
TW-03D	07/13/22	N	–	–	–	–	–	--	–	0.95	–	–	750	–	<1
TW-03D	06/15/22	N	–	–	–	<0.2	–	--	–	1.4	R	–	870	–	<1
TW-03D	05/19/22	N	–	–	–	–	–	--	–	1.5	–	–	850	–	<1
TW-03D	04/14/22	N	–	–	–	–	–	--	–	1.7 J	–	–	880	–	<1
TW-03D	03/09/22	N	–	–	–	<0.2	–	--	–	1.5	–	–	920	–	<1
TW-03D	12/16/21	N	–	–	–	<0.23	–	--	–	–	<5	2.4	500	–	<1
TW-03D	11/02/21	N	–	–	150	–	–	2,100	–	–	–	2.6	480	4,500	–
TW-03D	10/07/21	N	–	–	150	–	–	2,100	–	–	–	2.4 J	480	4,400	–
TW-03D	06/02/21	N	–	–	160	–	–	2,000	–	–	–	2.7	480	4,300	–
TW-03D	05/05/21	N	–	–	160	–	–	2,100	–	–	–	2.6	470	4,400	–
TW-03D	04/07/21	N	–	–	150	–	–	2,100	–	–	–	2.8	490	4,400	–
TW-03D	03/03/21	N	–	–	140	–	–	2,100	–	–	–	2.6	480	4,400	–
TW-03D	02/03/21	N	–	–	150	–	–	2,100	–	–	–	3	500	4,400	–
TW-03D	01/06/21	N	–	–	150	–	–	2,100	–	–	–	2.8	470	4,400	–
TW-03D	12/03/20	N	–	–	160	–	–	2,000	–	–	–	–	480	4,500	–
TW-03D	11/03/20	N	–	–	150	–	–	2,000	–	–	–	2.5	470	4,300	–
TW-03D	10/07/20	N	–	–	150	–	–	2,100	–	–	–	2.8	480	4,400	–
TW-03D	09/01/20	N	–	–	150	–	–	2,000	–	–	–	2.9	470	4,500	–
TW-03D	08/04/20	N	–	–	150	–	–	2,100	–	–	–	2.5	490	4,600	–
TW-03D	07/23/20	N	–	–	150	–	–	2,100	–	–	–	2.3	490	4,500	–
TW-03D	05/05/20	N	–	–	160	–	–	2,300	–	–	–	3.4	500	4,700	–
TW-03D	04/07/20	N	–	–	170	–	–	2,100	–	–	–	2.9	500	4,700	–
TW-03D	03/04/20	N	–	–	160	–	–	2,100	–	–	–	2.9	500	4,600	–
TW-03D	02/05/20	N	–	–	150	–	–	2,200	–	–	–	2.5	510	4,500	–
TW-03D	01/08/20	N	–	–	160	–	–	2,100	–	–	–	2.6	510	4,500	–
TW-03D	03/10/26	FD	–	–	–	–	–	--	–	<0.5	–	–	340	–	<1
TW-03D	01/14/25	FD	–	–	–	–	–	--	–	<0.5	–	–	340	–	<1
TW-03D	08/06/24	FD	–	–	–	–	–	--	–	<0.5	–	–	400	–	<1
TW-03D	06/15/22	FD	–	–	–	<0.2	–	--	–	1.4	R	–	870	–	<1
TW-04	06/17/26	N	–	–	–	–	–	--	–	–	–	–	–	–	--
TW-04	02/11/26	N	–	–	–	–	–	--	–	–	–	–	–	–	--
TW-04	12/12/25	N	–	–	–	–	–	--	–	–	–	–	–	–	--
TW-04	08/28/25	N	–	–	–	–	–	--	–	–	–	–	–	–	--
TW-04	05/14/25	N	–	–	–	–	–	--	–	–	–	–	–	–	--
TW-04	02/19/25	N	–	–	–	–	–	--	–	–	–	–	–	–	--
TW-04	10/29/24	N	–	–	–	–	–	--	–	–	–	–	–	–	--
TW-04	08/19/24	N	–	–	–	–	–	--	–	–	–	–	–	–	--
TW-04	05/09/24	N	–	–	–	–	–	--	–	–	–	–	–	–	--
TW-04	02/14/24	N	–	–	–	–	–	--	–	–	–	–	–	–	--
TW-04	11/30/23	N	–	–	–	–	–	--	–	–	–	–	–	–	--
TW-04	08/21/23	N	–	–	–	–	–	--	–	–	–	–	–	–	--
TW-04	05/18/23	N	–	–	–	–	–	--	–	–	–	–	–	–	--
TW-04	02/23/23	N	–	–	–	–	–	--	–	–	–	–	–	–	--
TW-04	11/14/22	N	–	–	–	–	–	--	–	–	–	–	–	–	--

Appendix B
January 2020 to June 2026 Analytical Results
Second Quarter 2026 Quarterly Progress Report
Pacific Gas and Electric Company, Topock Compressor Station, Needles, California

Monitoring Well ID	Sample Date	Sample Type	Dissolved Vanadium (µg/L)	Dissolved Zinc (µg/L)	Alkalinity (mg/L)	Ammonia (as Nitrogen) (mg/L)	Bromide (mg/L)	Chloride (mg/L)	Fluoride (mg/L)	Nitrate (as Nitrogen) (mg/L)	Nitrite (as Nitrogen) (mg/L)	Nitrate/ Nitrite as N (mg/L)	Sulfate (mg/L)	Total Dissolved Solids (mg/L)	Total Organic Carbon (mg/L)
TW-04	08/22/22	N	–	–	–	–	–	--	–	–	–	–	–	–	--
TW-04	06/07/22	N	–	–	–	–	–	--	–	–	–	–	–	–	--
TW-04	03/03/22	N	–	–	–	–	–	--	–	–	–	–	–	–	--
TW-04	12/06/21	N	–	–	–	–	–	--	–	–	–	–	–	–	--
TW-04	06/07/21	N	–	–	–	–	–	--	–	–	–	–	–	–	--
TW-04	11/30/20	N	–	–	68	–	<5	6,700	–	–	–	–	1,100	14,000	–
TW-04	06/25/20	N	–	–	–	–	–	--	–	–	–	–	–	–	--
TW-04	12/12/25	FD	–	–	–	–	–	--	–	–	–	–	–	–	--
TW-04	10/29/24	FD	–	–	–	–	–	--	–	–	–	–	–	–	--
TW-04	05/09/24	FD	–	–	–	–	–	--	–	–	–	–	–	–	--
TW-05	05/26/26	N	–	–	–	–	–	--	–	–	–	–	–	–	--
TW-05	12/11/25	N	–	–	–	–	–	--	–	–	–	–	–	–	--
TW-05	05/21/25	N	–	–	–	–	–	--	–	–	–	–	–	–	--
TW-05	12/02/24	N	–	–	–	–	–	--	–	–	–	–	–	–	--
TW-05	05/14/24	N	–	–	–	–	–	--	–	–	–	–	–	–	--
TW-05	11/28/23	N	–	–	–	–	–	--	–	–	–	–	–	–	--
TW-05	05/26/23	N	–	–	–	–	–	--	–	–	–	–	–	–	--
TW-05	11/28/22	N	–	–	–	–	–	--	–	–	–	–	–	–	--
TW-05	06/17/22	N	–	–	–	–	–	--	–	–	–	–	–	–	--
TW-05	12/13/21	N	–	–	–	–	–	--	–	–	–	–	–	–	--
TW-05	05/28/21	N	–	–	–	–	–	--	–	–	–	–	–	–	--
TW-05	12/07/20	N	–	–	38	–	<5	5,200	–	–	–	–	600	11,000	–
TW-05	06/25/20	N	–	–	–	–	–	--	–	–	–	–	–	–	--
TW-05	05/26/26	FD	–	–	–	–	–	--	–	–	–	–	–	–	--
TW-05	05/21/25	FD	–	–	–	–	–	--	–	–	–	–	–	–	--
TWB-01	05/28/26	N	–	–	–	–	–	--	–	–	–	–	–	–	--
TWB-01	02/26/26	N	–	–	–	–	–	--	–	–	–	–	–	–	--
TWB-01	12/16/25	N	–	–	35	–	<5	6,100	3.4	<0.5	–	–	760	11,000	–
TWB-01	08/26/25	N	–	–	–	–	–	--	–	–	–	–	–	–	--
TWB-01	05/27/25	N	–	–	–	–	–	--	–	–	–	–	–	–	--
TWB-01	02/25/25	N	–	–	–	–	–	--	–	–	–	–	–	–	--
TWB-01	10/29/24	N	–	–	–	–	–	--	–	–	–	–	–	–	--
TWB-01	08/19/24	N	–	–	–	–	–	--	–	–	–	–	–	–	--
TWB-01	05/22/24	N	–	–	–	–	–	--	–	–	–	–	–	–	--
TWB-01	02/22/24	N	–	–	–	–	–	--	–	–	–	–	–	–	--
TWB-01	11/29/23	N	–	–	–	–	–	--	–	–	–	–	–	6,900	–
TWB-01	09/29/22	N	1.4	130	80	<0.22	<5	3,100	3.3	5.4	<5	–	610	6,600	<1
TWB-01	09/27/22	N	–	–	–	–	–	--	–	–	–	–	–	–	--
TWB-01	04/27/22	N	–	–	–	–	–	--	–	–	–	–	–	–	--
TWB-01	03/21/22	N	–	–	–	–	–	--	–	–	–	–	–	–	--
TWB-01	03/21/22	N	–	–	–	–	–	--	–	–	–	–	–	–	--
TWB-01	03/20/22	N	–	–	–	–	–	--	–	–	–	–	–	–	--
TWB-01	03/20/22	N	–	–	–	–	–	--	–	–	–	–	–	–	--
TWB-01	03/18/22	N	–	–	–	–	–	--	–	–	–	–	–	–	--
TWB-01	02/26/26	FD	–	–	–	–	–	--	–	–	–	–	–	–	--
TWB-01	12/16/25	FD	–	–	36	–	<5	6,000	3.4	<0.5	–	–	750	10,000	–
TWB-01	08/26/25	FD	–	–	–	–	–	--	–	–	–	–	–	–	--
TWB-01	02/25/25	FD	–	–	–	–	–	--	–	–	–	–	–	–	--
TWB-01	10/29/24	FD	–	–	–	–	–	--	–	–	–	–	–	–	--
TWB-01	02/22/24	FD	–	–	–	–	–	--	–	–	–	–	–	–	--
TWB-01	03/20/22	FD	–	–	–	–	–	--	–	–	–	–	–	–	--

Appendix B
January 2020 to June 2026 Analytical Results
Second Quarter 2026 Quarterly Progress Report
Pacific Gas and Electric Company, Topock Compressor Station, Needles, California

Monitoring Well ID	Sample Date	Sample Type	Dissolved Vanadium (µg/L)	Dissolved Zinc (µg/L)	Alkalinity (mg/L)	Ammonia (as Nitrogen) (mg/L)	Bromide (mg/L)	Chloride (mg/L)	Fluoride (mg/L)	Nitrate (as Nitrogen) (mg/L)	Nitrite (as Nitrogen) (mg/L)	Nitrate/ Nitrite as N (mg/L)	Sulfate (mg/L)	Total Dissolved Solids (mg/L)	Total Organic Carbon (mg/L)
TWB-03	10/05/22	N	2.7	53	78	0.23	<5	3,000	2	11	<5	--	590	6,800	<1
TWB-03	09/29/22	N	--	--	--	--	--	--	--	--	--	--	--	--	--
TWB-03	05/08/22	N	--	--	--	--	--	--	--	--	--	--	--	--	--
TWB-03	05/07/22	N	--	--	--	--	--	--	--	--	--	--	--	--	--
TWB-03	05/06/22	N	--	--	--	--	--	--	--	--	--	--	--	--	--
TWB-03	05/06/22	N	--	--	--	--	--	--	--	--	--	--	--	--	--

Appendix B
January 2020 to June 2026 Analytical Results
Second Quarter 2026 Quarterly Progress Report
Pacific Gas and Electric Company, Topock Compressor Station, Needles, California

Notes:
1. For a subset of data in Second Quarter 2024 (April to June 2024), the laboratory reported TOC results to the method detection limit rather than the reporting limit. Therefore, TOC results that were below the reporting limit, but above the method detection limit, were qualified with a J-flag.
2. Data collected from monitoring well MW-09 between December 2022 and May 2024 may be impacted by residuals from 2022 storm damage.

Abbreviations:
-- = not applicable or not available
< = not detected at reporting limit, as shown
FD = field duplicate
J = estimated concentration
mg/L= milligram per liter
N=primary sample
R = The data has been rejected
µg/L = microgram per liter

Arcadis U.S., Inc.
255 California Street, Suite 1100
San Francisco
California 94111
Phone: 415 374 2744
Fax: 415 374 2745
www.arcadis.com

Arcadis. Improving quality of life.