Pacific Gas and Electric Company®

Yvonne J. Meeks
Site Remediation - Portfolio Manager
Environmental Affairs

6588 Ontario Road
San Luis Obispo, CA 93405
*Mailing Address*
4325 South Higuera Street
San Luis Obispo, CA 93401

805.546.5243
Internal: 664.5243
Fax: 805.546.5232
E-Mail: YJM1@pge.com

July 14, 2006

Christopher Guerre
Project Manager
California Department of Toxic Substances Control
Permitting and Corrective Action Branch
5796 Corporate Avenue
Cypress, California 90630

Robert Perdue
Executive Officer
California Regional Water Quality Control Board
Colorado River Basin Region
73-720 Fred Waring Drive, Suite 100
Palm Desert, CA 92260

Subject: Interim Measures Compliance Monitoring Program
Semiannual Groundwater Monitoring Report, June 2006
PG&E Topock Compressor Station, Needles, California

Dear Mr. Guerre and Mr. Perdue:

Enclosed is the *Semiannual Groundwater Monitoring Report, June 2006* for the Interim Measure Compliance Monitoring Program at the PG&E Topock Compressor Station. This monitoring report presents the results of the first and second quarter 2006 CMP groundwater monitoring events, and has been prepared in conformance with RWQCB Order No. R7-2004-0103, as well as DTSC's July 15 letter approving the Compliance Monitoring Plan.

In its July 15 letter, DTSC provided recommended target values and action levels for selected monitoring parameters, to be used until a more robust baseline data set is established. An addendum to the Compliance Monitoring Plan was submitted to DTSC and the RWQCB on December 13, 2005 that contained an update to the action levels using analytical data through September 2005. The proposed CMP addendum action levels have not been approved and therefore were not used in this quarterly report. The action levels provided by DTSC in its July 15 letter will continue to be used until revised action levels are approved.

The reporting of exceedances of interim action levels under WDR R7-2004-0103 for the first quarter sampling is contained within this letter. Because of the interim nature of the action levels and the fact that the exceedances appear to be primarily the result of normal statistical variation in groundwater quality rather than impacts related to effluent effects, contingency plans (for immediate reporting and verification sampling) have not been implemented for the current exceedances. RWQCB staff has confirmed that the action levels are under review, and that procedures for the timing and mechanisms of future exceedance reporting

should be discussed along with the proposed action levels prior to the release of the next quarterly monitoring report (October 13, 2006). It is worth noting that some of the samples exceeding recommended interim action levels as discussed herein would not have exceeded the addendum action levels.

During the first and second quarters of 2006, March and June samples from the well OW-2S exceeded the Cr(T) action level of 28 µg/L (39.4 and 44.5 µg/L, respectively) , and March and June samples from the same well exceeded the Cr(VI) action level of 33 µg/L (36.5 and 35.3 µg/L, respectively). No other samples exceeded the action levels for Cr(T) or Cr(VI). A review of the water quality parameters indicative of treated groundwater injection (Cr(VI), TDS, sulfate, nitrate/nitrite and fluoride) confirm that injected water has not yet reached OW-2S, and these fluctuations in Cr(T) and Cr(VI) concentrations are not related to injected water (which has lower chromium concentrations), but are related to the natural variability within the shallower portions of the aquifer.

No samples exceeded the TDS action level of 10,300 mg/L. Concentrations of fluoride in wells OW-1D and OW-2S exceeded action levels for the quarterly sampling, but were similar in concentration to fourth quarter 2005, third quarter 2005 and pre-injection levels for these wells. This is another indication that the natural variation observed in wells OW-1D and OW-2S is outside of the initial range of values used to calculate the action levels. Concentrations of nitrate/nitrite as nitrogen exceeded action levels for most of the wells including CW-1D, OW-1S, OW-1D, OW-2S, OW-2M, OW-2D, OW-5S and OW-5D. The elevation of nitrate levels for wells across the entire area (both inside and outside the area influenced to date by the injection) indicates that the natural variation of nitrate in these wells is also outside the initial range of values used to calculate the action levels for nitrate. Concentrations of sulfate in well CW-3D exceeded action levels for the second quarterly sampling. Sulfate in this well is considered to reflect the natural variability of background water quality.

Please contact me at (760) 326-5582 if you have any questions on the performance monitoring program.

Sincerely,



Curt Russell
Pacific Gas and Electric Company
Senior Environmental Consultant – Onsite

cc. Jose Cortez, RWQCB
Liann Chavez, RWQCB
Kate Burger/ DTSC

Enclosure

# Compliance Monitoring Program Semiannual Groundwater Monitoring Report, June 2006

## Interim Measure No. 3
## PG&E Topock Compressor Station
## Needles, California

Prepared for

## California Department of Toxic Substances Control and the California Regional Water Quality Control Board Colorado River Basin Region

On behalf of

## Pacific Gas and Electric Company

July 14, 2006

CH2MHILL
155 Grand Avenue, Suite 1000
Oakland, CA 94612

# Compliance Monitoring Program
# Semiannual Groundwater Monitoring Report
# June 2006

## PG&E Topock Compressor Station
## Needles, California

Prepared for

**California Department of Toxic Substances Control and the California Regional Water Quality Control Board Colorado River Basin Region**

On Behalf of

**Pacific Gas and Electric Company**

July 14, 2006

This report was prepared under the supervision of a
California Certified Engineering Geologist

Paul Bertucci, C.E.G. No. 1977
Project Hydrogeologist



# Contents


**1.0 Acronyms and Abbreviations ..... v**

**2.0 Introduction ..... 1-1**

**3.0 First Half 2006 Semiannual Monitoring Activities ..... 2-1**

**4.0 First Half 2006 Semiannual Monitoring Results ..... 3-1**

3.1 Analytical Results ..... 3-1

3.1.1 Hexavalent and Total Chromium ..... 3-1

3.1.2 Other Metals ..... 3-2

3.1.3 Other Inorganic Analytes ..... 3-2

3.2 Analytical Data Quality Review ..... 3-3

3.2.1 Matrix Interference ..... 3-3

3.2.2 Matrix Spike Samples ..... 3-3

3.2.3 Quantitation and Sensitivity ..... 3-4

3.2.4 Holding Time Data Qualification ..... 3-4

3.2.5 Field Duplicates ..... 3-4

3.2.6 Equipment Blanks ..... 3-4

3.2.7 Laboratory Duplicates ..... 3-4

3.2.8 Additional Data Quality QC ..... 3-4

3.2.9 Conclusion ..... 3-4

3.3 Water Level Measurements ..... 3-5

3.4 Field Parameter Data ..... 3-5

3.5 WDR Monitoring Requirements ..... 3-5

**5.0 Status of Monitoring Activities ..... 4-1**

4.1 Quarterly Monitoring ..... 4-1

4.2 Semiannual Monitoring 2006 ..... 4-1

**6.0 References ..... 5-1**

**7.0 Certification ..... 6-1**


**Tables**


1 Well Construction and Sampling Summary for Groundwater Samples, First and Second Quarter 2006

2 Chromium Results for Groundwater Samples, First and Second Quarter 2006

3 Metals Results for Groundwater Samples, First and Second Quarter 2006

4 Other Organics and Inorganics for Groundwater Samples, First and Second Quarter 2006

5 Manual Water Level Measurements and Elevations, March 2006 through June 2006

6 Field Parameter Measurements for Groundwater Samples, First and Second Quarter 2006

**Tables (continued)**

7 Board Order No. R7-2004-0103 WDR Monitoring Information for Groundwater Samples, First and Second Quarter 2006

**Figures**

1 Site Location and Layout
2 Monitoring Locations for CMP, First Semiannual Report 2006
3 OW-01 Hydrographs
4 OW-02 Hydrographs
5 OW-05 Hydrographs
6 CW-01 Hydrographs
7 CW-02 Hydrographs
8 CW-03 Hydrographs
9 CW-04 Hydrographs
10 Groundwater Elevations for Shallow-Depth Wells, December 15, 2005 to January 15, 2006
11 Groundwater Elevations for Shallow-Depth Wells, January 15 to February 15, 2006
12 Groundwater Elevations for Shallow-Depth Wells, February 15 to March 15, 2006
13 Groundwater Elevation Contours for Mid-depth Wells, December 15, 2005 to January 15, 2006
14 Groundwater Elevation Contours for Mid-depth Wells, January 15 to February 15, 2006
15 Groundwater Elevation Contours for Mid-depth Wells, February 15 to March 15, 2006
16 Groundwater Elevation Contours for Deep Wells, December 15, 2005 to January 15, 2006
17 Groundwater Elevation Contours for Deep Wells, January 15 to February 15, 2006
18 Groundwater Elevation Contours for Deep Wells, February 15 to March 15, 2006
19 Average Groundwater Elevations for Shallow-Depth Wells, March 15 to April 15, 2006
20 Groundwater Elevations for Shallow-Depth Wells, April 15 to May 15, 2006
21 Groundwater Elevations for Shallow-Depth Wells, May 15 to June 15, 2006
22 Groundwater Elevation Contours for Mid-Depth Wells, March 15 to April 15, 2006
23 Groundwater Elevation Contours for Mid-Depth Wells, April 15 to May 15, 2006
24 Groundwater Elevation Contours for Mid-Depth Wells, May 15 to June 15, 2006
25 Groundwater Elevation Contours for Deep Wells, March 15 to April 15, 2006
26 Groundwater Elevation Contours for Deep Wells, April 15 to May 15, 2006
27 Groundwater Elevation Contours for Deep Wells, May 15 to June 15, 2006

**Appendix**

A Field Data Sheets and Chains of Custody, First Quarter 2006

# Acronyms and Abbreviations

| | |
|---|---|
| CMP | Compliance Monitoring Program |
| Cr(T) | total dissolved chromium |
| Cr(VI) | hexavalent chromium |
| DTSC | California Department of Toxic Substances Control |
| IM | Interim Measure |
| µg/L | micrograms per liter |
| mg/L | milligrams per liter |
| PG&E | Pacific Gas and Electric Company |
| TDS | total dissolved solids |
| Water Board | California Regional Water Quality Control Board Colorado River Basin Region |
| WDR | Waste Discharge Requirements |

SECTION 1.0

# Introduction

Pacific Gas and Electric Company (PG&E) is implementing an Interim Measure (IM) to address chromium concentrations in groundwater at the Topock Compressor Station near Needles, California. The IM consists of groundwater extraction in the Colorado River floodplain and management of extracted groundwater. The groundwater extraction, treatment, and injection systems are collectively referred to as Interim Measure No. 3 (IM No. 3). Currently, the IM No. 3 facilities include a groundwater extraction system, conveyance piping, a groundwater treatment plant, and an injection well field for the discharge of the treated groundwater. Figure 1 shows the location of the IM No. 3 extraction, conveyance, treatment, and injection facilities.

On October 13, 2004, the California Regional Water Quality Control Board Colorado River Basin Region (Water Board) adopted Waste Discharge Requirements (WDR) Order No. R7-2004-0103, which authorized PG&E to inject treated groundwater into wells located in the East Mesa area of the Topock site. The WDR specifies effluent limitations, prohibitions, specifications, and provisions for subsurface injection. Monitoring and Reporting Program No. R7-2004-0103 specifies the requirements for the Compliance Monitoring Program (CMP) to monitor the aquifer in the injection well area to ensure that the injection of treated groundwater is not causing an adverse effect on the aquifer water quality. The *Groundwater Compliance Monitoring Plan for Interim Measures No. 3 Injection Area* was submitted to the Water Board and the California Department of Toxic Substances Control (DTSC) on June 17, 2005 (herein referred to as the Compliance Monitoring Plan). The Compliance Monitoring Plan provides the objectives, proposed monitoring program, data evaluation methods, and reporting requirements for the CMP (CH2M HILL 2005a).

This semiannual report presents the results of the first and second quarter 2006 CMP groundwater monitoring events. The injection system consists of two injection wells, IW-2 and IW-3. Operation of the treatment system was conditionally approved on July 15, 2005 (DTSC 2005), and injection began on July 31, 2005 into IW-2. Beginning with the first quarter of 2006 (starting January 22, 2006), injection testing of treated water was performed with the total injection rate divided equally between IW-2 and IW-3. While IW-3 was only used for testing during the first quarter 2006, it is anticipated that both IW-2 and IW-3 will be used in the future. Figure 2 shows the locations of the injection wells and the groundwater monitoring wells (observation wells and compliance monitoring wells) in the CMP. Table 1 summarizes information on well construction and sampling methods for all wells in the CMP.

Under the CMP, as of June 2006, samples were collected from groundwater wells (Figure 2) according to the following schedule:

- Nine observation wells located near the IM No. 3 injection well field were sampled quarterly (March and June 2006 events).

- Eight compliance monitoring wells located around the IM No. 3 injection well field were sampled semiannually (June 2006 event).

For both quarterly and semiannual sampling events, laboratory analyses include total dissolved chromium [Cr(T)], hexavalent chromium [Cr(VI)], metals, specific conductance, pH, total dissolved solids (TDS), turbidity, silica, and major inorganic cations and anions. Groundwater elevation data and field water quality data—including specific conductance, temperature, pH, oxidation-reduction potential, dissolved oxygen, turbidity and salinity—are also measured during each monitoring event (CH2M HILL 2005a).

SECTION 2.0

# First Half 2006 Semiannual Monitoring Activities

This section provides a summary of the monitoring and sampling activities completed during the first half of 2006. First quarter 2006 monitoring consisted of one quarterly sampling event. The March quarterly event was conducted on March 14 and 15, 2006 and consisted of:

- Nine observation monitoring wells (OW series) were sampled for laboratory analysis.
- Groundwater elevations and field water quality data were collected prior to sampling.
- One duplicate sample was collected at well OW-2S to assess field sampling and analytical quality control.

The June semiannual event was conducted on June 6 and 7, 2006 and consisted of:

- Nine observation monitoring wells (OW series) and eight compliance monitoring wells (CW series) were sampled for laboratory analysis.
- Groundwater elevations and field water quality data were collected prior to sampling.
- One duplicate sample was collected at well OW-2S to assess field sampling and analytical quality control.

Groundwater elevation data were collected from pressure transducers at each of the 17 CMP wells monthly during the reporting period.

The results of the first quarter 2006 monitoring activities have previously been presented in the document *Compliance Monitoring Program Groundwater Monitoring Report, First Quarter 2006* (CH2M HILL, 2006b). These results are also presented in this semiannual report.

The sampling methods, procedures, field documentation of the CMP sampling, water level measurements, and field water quality monitoring were performed in accordance with the *Sampling, Analysis, and Field Procedures Manual* (CH2M HILL 2005b).

CMP groundwater samples were analyzed by Truesdail Laboratories, Inc., a State of California-certified analytical laboratory in Tustin, California, and EMAX Laboratories, Inc., a State of California-certified analytical laboratory in Torrance, California. Analytical methods, sample volumes and containers, sample preservation, and quality control sample requirements are in accordance with the *Sampling, Analysis, and Field Procedures Manual* (CH2M HILL 2005b). Data validation and management were conducted in accordance with the *Quality Assurance Project Plan* provided as Appendix D of the *Sampling, Analysis, and Field Procedures Manual*.

SECTION 3.0

# First Half 2006 Semiannual Monitoring Results

This section summarizes the results of the CMP groundwater sampling completed during the first half of 2006. Figure 2 shows the locations of the CMP groundwater wells.

The data presented include results for Cr(VI), Cr(T), metals, TDS, turbidity, and major inorganic cations and anions. Laboratory data quality review, water level measurements, and water quality field parameter data are also presented in this section. The complete laboratory reports and analytical documentation are maintained in the project file and are available upon request. In addition, sample location, sample identification number, sampler name, sample date, sample time, laboratory performing analysis, analysis method, analysis date, and laboratory technician are also documented in the same project file.

## 3.1 Analytical Results

Analytical results for Cr(VI) and Cr(T), other metals, and other inorganic parameters are presented in Tables 2, 3 and 4, respectively, and are discussed below. Based on sampling events performed in early 2005 during design and construction of the injection well field, baseline water quality values were developed for the injection area. These values were summarized in the *Technical Memorandum: Baseline Groundwater Quality for the IM No.3 Injection Area, Topock Compressor Station* (CH2M HILL 2005c). DTSC provided recommended target values and action levels for selected monitoring parameters, to be used until a more robust baseline data set is established (DTSC 2005). Action levels were revised in the addendum to the Compliance Monitoring Plan, which was submitted to DTSC and the Water Board on December 13, 2005 (CH2M HILL 2005d). DTSC's recommended target values and preliminary action levels listed on Tables 2, 3, and 4 will continue to be used pending approval of that addendum to the Compliance Monitoring Plan.

Action levels within the injection area were developed as a tool to assist in determining if and when injection activities had an impact on water quality. Action levels are based on the assumption that any observed change in water quality that exceeds an action level should be the result of injection and not a reflection of background water quality. At this early stage of injection, the data set available to assess the natural variability of ambient water quality conditions is limited, and the actions levels are not considered to be meaningful. Thus, it is necessary to distinguish between analytical results influenced by injection and analytical results that reflect the variability of background water quality conditions. In this monitoring report, an attempt has been made to identify which individual exceedances constitute a true exceedance of an action level and which reflect variability in background conditions that are not the result of injection.

### 3.1.1 Hexavalent and Total Chromium

Table 2 presents the Cr(VI) and Cr(T) results for groundwater in the shallow depth, mid-depth, and deep wells for the first half of 2006 CMP sampling events. For

shallow-depth wells, the maximum detected Cr(VI) concentration was 36.5 micrograms per liter (µg/L) in well OW-2S on March 15, 2006. For the mid-depth wells, the maximum detected Cr(VI) concentration was 21.4 µg/L in well CW-4M on June 6, 2006. For the deep wells, the maximum detected Cr(VI) concentration was 3.3 µg/L in well CW-2D on June 7, 2006. During the first half of 2006, two samples exceeded the preliminary action level of 33 µg/L for Cr(VI). The March 15 and June 6, 2006 samples from well OW-2S had a concentration of 36.5 and 35.3 µg/L, respectively. For these exceedances, the results were not considered reflective of the injection of treated groundwater, as the average concentration of Cr(VI) from the IM No. 3 treatment plant is less than 1 µg/L (CH2M HILL 2005e). Cr(VI) has been found consistently at OW-2S above the preliminary action levels. In addition, other parameters that would indicate arrival of the injected water at OW-2S (such as a change in sulfate or TDS concentrations) are not observed in samples from this well. The results are thus considered reflective of the variance in background water quality.

For shallow-depth wells, the maximum detected Cr(T) concentration was 44.5 µg/L in well OW-2S on June 6, 2006. For the mid-depth wells, the maximum detected Cr(T) concentration was 19.9 µg/L in well CW-4M on June 6, 2006. For the deep wells, the maximum detected Cr(T) concentration was 3.4 µg/L in well CW-3D on June 7, 2006. During the first half of 2006, two samples exceeded the action level of 28 µg/L for Cr(T). The March 15 and June 6, 2006 samples from well OW-2S had a concentration of 39.4 and 44.5 µg/L, respectively. Consistent with the Cr(VI) levels found in OW-2S samples, these exceedances of Cr(T) are considered reflective of the variance in background water quality.

### 3.1.2 Other Metals

Table 3 presents the other metals and cation results for the CMP groundwater wells sampled during first half of 2006 sampling events. Metals detected in the first half of 2006 sampling included beryllium, boron, calcium, molybdenum, potassium, magnesium, selenium, sodium, thallium, and vanadium. The concentrations for these metals detected in the observation and compliance wells are all below the preliminary action levels assigned by DTSC.

### 3.1.3 Other Inorganic Analytes

Table 4 presents the results for other inorganic analytes detected in CMP groundwater wells. For the compliance and observation wells, action levels were established in the July 15, 2005 letter from DTSC (DTSC 2005). With the exception of nitrate/nitrite as nitrogen, fluoride, and sulfate, the detected concentrations are below those established as action levels.

Concentrations of fluoride in observation well OW-2S exceeded the DSTC preliminary action level of 3.6 mg/L on March 15 and June 6, 2006 sample dates (4.38 milligrams per liter [mg/L] and 4.16 mg/L, respectively). Concentrations of fluoride in observation well OW-1D exceeded the DSTC preliminary action level on March 14, 2006 (3.79 mg/L) but decreased to below the action level on June 6, 2006 (2.31 mg/L). Values for fluoride in these wells are considered to reflect the natural variability of background water quality. Both of these wells display concentrations of fluoride elevated above the fluoride concentrations in the treated groundwater, and are therefore not considered to be related to the injection of treated water. Fluoride levels in the treated groundwater had average values of 1.92 mg/L in January 2006 and 2.02 mg/L in March 2006 .

Concentrations of nitrate/nitrite as nitrogen exceeded the DTSC preliminary action level of 3.2 mg/L in eight of 17 wells sampled for one or both of the sampling events in the first half of 2006. The maximum concentrations observed in these eight wells were 3.36 mg/L in CW-01D, 3.45 mg/L in OW-01S, 3.44 mg/L in OW-01D, 4.57 mg/L in OW-02S, 3.24 mg/L in OW-02M, 3.44 mg/L in OW-02D, 3.69 mg/L in OW-05S, and 3.23 mg/L in OW-05D. Nitrate levels in these wells are considered to reflect the natural variability of background water quality.

In previous sampling events, nitrate levels had risen dramatically to levels exceeding 7 mg/L and had been noted as being anomalous and potentially the result of matrix interference effects in the laboratory analysis (CH2M HILL, 2006a). March 2006 nitrate/nitrite as nitrogen concentrations decreased from the anomalously high values observed in the fourth quarter of 2005 and were confirmed by similar levels of nitrate/nitrite as nitrogen concentrations found in the June 2006 sampling event.

Concentrations of sulfate exceeded the DTSC preliminary action level of 570 mg/L for a single well during the sampling events in the first half of 2006. The concentration of sulfate was 615 mg/L in CW-03D on June 7, 2006. Sulfate in this well is considered to reflect the natural variability of background water quality.

## 3.2 Analytical Data Quality Review

The laboratory analytical data generated from the first half of 2006 monitoring events were independently reviewed by project chemists to assess data quality and identify deviations from analytical requirements. A detailed discussion of data quality for CMP sampling data is presented in the data validation reports, which are kept in the project file and are available upon request.

### 3.2.1 Matrix Interference

For the March 2006 sampling event, matrix interference was encountered in groundwater samples from just one of the wells (OW-02D), which affected the detection sensitivity for Cr(VI) when using Method SW 7199. That sample was reported as non-detect, with an elevated reporting limit of 1 µg/L.

For the June 2006 sampling event, matrix interference was encountered in groundwater samples from 12 of the wells (CW-1D, CW-2D, CW-3D, CW-3M, CW-4D, OW-1D, OW-1M, OW-2D, OW-2M, OW-2S, OW-5D, and OW-5M), which affected the detection sensitivity for Cr(VI) when using Method SW 7199. Four samples were reported as non-detect, and Cr(VI) was detected in 14 samples at concentrations above the elevated reporting limit. Results from 18 samples had raised reporting limits due to serial dilutions that were required to overcome the matrix interference and provide acceptable matrix spike recoveries.

### 3.2.2 Matrix Spike Samples

For the March 2006 sampling event, matrix spike acceptance criteria were met, with the following exceptions:

1. Matrix spike was recovered at levels lower than the lower control limit in CW-01D-006. A ‘J’ flag was applied.

2. No matrix spikes were recovered at levels above the upper control limit.

For the June 2006 sampling event, all matrix spike acceptance criteria were met.

### 3.2.3 Quantitation and Sensitivity

For the March 2006 and June 2006 sampling events, all method and analyte combinations met the project reporting limit objectives.

### 3.2.4 Holding Time Data Qualification

For the March 2006 sampling event, all method holding time requirements were met, except in samples OW-05D-007 and OW-05M-007, which were analyzed for turbidity outside holding time. An 'R' flag and a 'J' flag were applied, respectively.

For the June 2006 sampling event, all method-recommended holding time requirements were met with the following exceptions: two turbidity samples, OW-05D-007 and OW-05M-007, were analyzed outside holding time. One detected result was qualified as estimated and flagged "J." One non-detected result was rejected and flagged "R."

### 3.2.5 Field Duplicates

For the March 2006 and June 2006 sampling events, all field duplicate acceptance criteria were met.

### 3.2.6 Equipment Blanks

For the March 2006 and June 2006 sampling events, equipment blank acceptance criteria for all methods were met.

### 3.2.7 Laboratory Duplicates

For the March 2006 and June 2006 sampling events, laboratory duplicate acceptance criteria for all methods were met.

### 3.2.8 Additional Data Quality QC

For the March 2006 sampling event, no other issues were noted.

For the June 2006 sampling event, two TSD sample results were qualified as estimated and flagged "J" due to lab quality control that exceeded the control limits.

### 3.2.9 Conclusion

The completeness objectives were met for all method and analyte combinations. No significant analytical deficiencies were identified in the first half of 2006 data. With one exception (turbidity in OW-05D-007), the analyses and data quality met the Quality Assurance Project Plan and laboratory method quality control acceptance criteria. Overall, the analytical data are considered acceptable for the purpose of the CMP.

## 3.3 Water Level Measurements

Table 5 presents the manual water level measurements and groundwater elevations for the first half of 2006 monitoring events.

As a requirement of the conditional approval by DTSC (DTSC 2005), transducer water level measurements were used to produce hydrographs for each well cluster. Figures 3 through 9 present hydrographs that illustrate groundwater elevation trends and vertical hydraulic gradients observed over the reporting period at the observation and compliance monitoring wells.

Average water level contour maps for shallow-depth, mid-depth, and deep wells are also provided as Figures 10 through 27. Water levels near the injection well IW-2 are sensitive to the rate of injection, as can be seen from a cursory inspection of the hydrographs. Water levels used to produce the monthly average groundwater elevation contour plots were taken from a select number of days in which the levels remained reasonably constant. These dates are noted on each figure.

## 3.4 Field Parameter Data

A field parameter meter and flow-through cell were used to measure water quality parameters during well purging and groundwater sampling. The measured field parameters included specific conductance, temperature, pH, oxidation-reduction potential, dissolved oxygen, turbidity, and salinity. Table 6 summarizes the field water quality data measured during the first half of 2006 monitoring events. Field data sheets and chain-of-custody documentation for each event are presented in Appendix A.

## 3.5 WDR Monitoring Requirements

Table 7 identifies the laboratory that performed each analysis and lists the following information as required by the WDR:

- Sample location
- Sample identification number
- Sampler name
- Sample date
- Sample time
- Laboratory performing analysis
- Analysis method
- Analysis date
- Laboratory technician

SECTION 4.0

# Status of Monitoring Activities

## 4.1 Quarterly Monitoring

A quarterly monitoring event will take place during the third quarter of 2006. This event will implement the sampling and analysis scope that was presented in the June 17, 2005 Compliance Monitoring Plan. The groundwater monitoring report for the second quarter CMP monitoring event will be submitted by October 15, 2006.

## 4.2 Semiannual Monitoring 2006

The next semiannual monitoring event will occur during December 2006. This CMP monitoring event, which will include the OW and CW wells, will implement the sampling and analysis scope presented in the June 17, 2005 Compliance Monitoring Plan.

**SECTION 5.0**

# References


California Department of Toxic Substances Control (DTSC). 2005. Letter to PG&E. "Conditional Approval for the Start Up and Operation of the Interim Measures No. 3 Treatment System and Injection Wells, Pacific Gas & Electric Company, Topock Compressor Station." July 15.

CH2M HILL. 2005a. *Groundwater Compliance Monitoring Plan for Interim Measure No. 3 Injection Area, Topock Compressor Station, Needles, California*. June 17.

_____. 2005b. *Sampling, Analysis, and Field Procedures Manual, Revision 1, PG&E Topock Compressor Station, Needles, California.* March 31.

_____. 2005c. *Technical Memorandum: Baseline Groundwater Quality for the IM No.3 Injection Area, Topock Compressor Station*. June 10.

_____. 2005d. *Addendum to the Compliance Monitoring Plan for the IM No.3 Injection Area, Topock Compressor Station*. December 13.

_____. 2005e. *November 2005 Monthly Report, Interim Measures No. 3 Groundwater Treatment System, Waster Discharge Requirements Order No. R7-2004-0103, Topock Compressor Station*. December 15.

_____. 2006a. *Compliance Monitoring Program Groundwater Monitoring Report, Fourth Quarter 2005, Waster Discharge Requirements Order No. R7-2004-0103, Topock Compressor Station*. January 13.

_____. 2006b. *Compliance Monitoring Program Groundwater Monitoring Report, First Quarter 2006, Waster Discharge Requirements Order No. R7-2004-0103, Topock Compressor Station*. April 14.

**SECTION 6.0**

# Certification

PG&E submitted a signature delegation letter to the Water Board on August 12, 2005. The letter delegated PG&E signature authority to Mr. Curt Russell and Ms. Yvonne Meeks for correspondence regarding Board Order R7-2004-0103.

Certification Statement:

I declare under the penalty of law that I have personally examined and am familiar with the information submitted in this document, and that based on my inquiry of those individuals immediately responsible for obtaining the information, I believe that the information is true, accurate, and complete. I am aware that there are significant penalties for submitting false information, including the possibility of a fine and imprisonment for knowing violations.



Signature: _____

Name: Curt Russell

Company: Pacific Gas and Electric Company

Title: Senior Environmental Consultant - Onsite

Date: July 14, 2006

# Tables

TABLE 1

Well Construction and Sampling Summary for Groundwater Samples, First and Second Quarter 2006

*PG&E Topock Compliance Monitoring Program*

| | | | | | | | | | | | |
|---|---|---|---|---|---|---|---|---|---|---|---|
| **Remarks** | | | | | | | | | | | |
| CW-01M | East Mesa | 566.07 | 140 - 190 | 2 (PVC) | 191.0 | 109.0 | Dedi Redi-Flo AR | 2 | 42 | 165 | Active |
| CW-01D | East Mesa | 566.46 | 250 - 300 | 2 (PVC) | 322.0 | 96.8 | Dedi Redi-Flo AR | 3 | 110 | 180 | Active |
| CW-02M | East Mesa | 549.45 | 155 - 205 | 2 (PVC) | 202.0 | 92.6 | Dedi Redi-Flo AR | 2 | 55 | 195 | Active |
| CW-02D | East Mesa | 549.43 | 285 - 335 | 2 (PVC) | 355.0 | 92.4 | Dedi Redi-Flo AR | 3 | 140 | 159 | Active |
| CW-03M | East Mesa | 534.10 | 172 - 222 | 2 (PVC) | 224.0 | 77.0 | Dedi Redi-Flo AR | 2 | 75 | 180 | Active |
| CW-03D | East Mesa | 534.14 | 270 - 320 | 2 (PVC) | 342.0 | 77.1 | Dedi Redi-Flo AR | 3 | 140 | 143 | Active |
| CW-04M | East Mesa | 518.55 | 119 - 169 | 2 (PVC) | 171.0 | 61.2 | Dedi Redi-Flo AR | 2 | 60 | 160 | Active |
| CW-04D | East Mesa | 518.55 | 233 - 283 | 2 (PVC) | 305.0 | 61.3 | Dedi Redi-Flo AR | 3 | 120 | 134 | Active |
| **IM Observation Wells** | | | | | | | | | | | |
| OW-01S | East Mesa | 550.15 | 83.5 - 113.5 | 2 (PVC) | 114.0 | 92.8 | Temp Redi-Flo AR | | 10 | 100 | Active |
| OW-01M | East Mesa | 550.36 | 165 - 185 | 2 (PVC) | 189.0 | 92.9 | Temp Redi-Flo AR | 2 | 54 | 109.6 | Active |
| OW-01D | East Mesa | 550.36 | 257 - 277 | 2 (PVC) | 281.0 | 92.3 | Temp Redi-Flo AR | 3 | 100 | 111.4 | Active |
| OW-02S | East Mesa | 548.75 | 71 - 101 | 2 (PVC) | 121.0 | 91.6 | Temp Redi-Flo AR | 2 | 15 | 100 | Active |
| OW-02M | East Mesa | 548.52 | 190 - 210 | 2 (PVC) | 211.0 | 90.6 | Temp Redi-Flo AR | 3 | 60 | 111.4 | Active |
| OW-02D | East Mesa | 549.01 | 310 - 330 | 2 (PVC) | 342.0 | 90.4 | Temp Redi-Flo AR | 3 | 120 | 110.3 | Active |
| OW-05S | East Mesa | 551.75 | 70 - 110 | 2 (PVC) | 113.0 | 94.5 | Temp Redi-Flo AR | 1 | 9 | 100 | Active |
| OW-05M | East Mesa | 551.75 | 210 - 250 | 2 (PVC) | 254.0 | 94.1 | Temp Redi-Flo AR | 3 | 80 | 112.5 | Active |
| OW-05D | East Mesa | 552.35 | 300 - 320 | 2 (PVC) | 352.0 | 94.6 | Temp Redi-Flo AR | 3 | 135 | 113.2 | Active |

Notes:

Depth to water shown is the most recently measured depth to water.
Well depth, screen interval and water level depths rounded-off to whole-foot values.

BGS = below ground surface
AMSL = above mean sea level
BTOC = below top of polyvinyl chloride (PVC) casing
Redi-Flo AR = adjustable-rate electric submersible pump

All CMP wells are purged and sampled using well-volume method.

TABLE 2
Chromium Results for Groundwater Samples, First and Second Quarter 2006
*PG&E Topock Compliance Monitoring Program*

| | | | | |
|---|---|---|---|---|
| | | **Action Level [1]** | **33** | **28** |
| | | **Method** | **SW7199** | **SW6020A** |
| **Location ID** | **Sample Date** | | **Hexavalent Chromium** | **Chromium** |
| CW-01M | 5/2/2006 | | 15.1 | 17.1 |
| CW-01D | 6/6/2006 | | 1.20 | 2.20 |
| CW-02M | 5/2/2006 | | 15.5 | 15.7 |
| CW-02D | 6/7/2006 | | 3.30 | 3.10 |
| CW-03M | 6/7/2006 | | 11.3 | 9.70 |
| CW-03D | 6/7/2006 | | 3.10 | 3.40 |
| CW-04M | 6/6/2006 | | 21.4 | 19.9 |
| CW-04D | 6/6/2006 | | 2.60 | 2.40 |
| OW-01S | 3/15/2006 | | 18.8 | 16.9 |
| OW-01S | 6/6/2006 | | 18.6 | 16.5 |
| OW-01M | 3/14/2006 | | 1.60 | ND (1.0) |
| OW-01M | 6/6/2006 | | 1.40 | 2.00 |
| OW-01D | 3/14/2006 | | 1.30 | 1.10 |
| OW-01D | 6/6/2006 | | ND (1.0) | ND (1.0) |
| OW-02S | 3/15/2006 | (FD) | 36.4 | 39.2 |
| OW-02S | 3/15/2006 | | 36.5 | 39.4 |
| OW-02S | 6/6/2006 | | 35.3 | 40.9 |
| OW-02S | 6/6/2006 | (FD) | 34.9 | 44.5 |
| OW-02M | 3/14/2006 | | 7.70 | 6.50 |
| OW-02M | 6/7/2006 | | 1.20 | 1.20 |
| OW-02D | 3/14/2006 | | ND (1.0) | ND (1.0) |
| OW-02D | 6/7/2006 | | ND (1.0) | ND (1.0) |
| OW-05S | 3/15/2006 | | 25.3 | 26.7 |
| OW-05S | 6/7/2006 | | 25.4 | 24.4 |
| OW-05M | 3/15/2006 | | 12.8 | 10.1 |
| OW-05M | 6/7/2006 | | 9.80 | 8.60 |
| OW-05D | 3/15/2006 | | 1.10 | 1.40 |
| OW-05D | 6/7/2006 | | ND (1.0) | ND (1.0) |

TABLE 2
Chromium Results for Groundwater Samples, First and Second Quarter 2006
*PG&E Topock Compliance Monitoring Program*

**NOTES:**
FD = field duplicate
ND = parameter not detected at the listed reporting limit
J = concentration or reporting limits estimated by laboratory or validation
Chromium results reported in micrograms per liter (µg/L)
Specific Conductance reported in microSiemens per centimeter (umhos/cm)
pH = pHunits

1 When selecting a course of action under the contigency plan, the action levels specified in this table should be used cautiously until a more robust baseline data set is established.

TABLE 3
Metals Results for Groundwater Samples, First and Second Quarter 2006
*PG&E Topock Compliance Monitoring Program*

| Location ID | Sample Date | Aluminium | Antimony | Arsenic | Barium | Beryllium | Cadmium | Cobalt | Copper | Lead | Manganese | Mercury | Molybdenum | Nickel | Selenium | Silver | Thallium | Vanadium | Zinc | Boron | Calcium | Iron [2] | Iron | Potassium | Magnesium | Sodium |
|---|---|---|---|---|---|---|---|---|---|---|---|---|---|---|---|---|---|---|---|---|---|---|---|---|---|---|
| **Action Level [1]** | | 52 | ND (5) [a] | 4.8 [a] | 120 | ND (3) [a] | ND (3) [a] | ND (3) [a] | 11 | 3 | 580 | ND (0.2) [a] | 89 | 20 | 17 [a] | 20 [a] | ND (15) [a] | 120 [a] | 80 | 1.8 | NE | NE | 0.41 | 35 [a] | 29 [a] | 3000 [a] |
| **Method** | | Filtered SW6000/7000 series in µg/L | | | | | | | | | | | | | | | | | | SW6010B in mg/L | | | | | | |
| CW-01M | 5/2/2006 | ND (50) | ND (2.0) | 2.22 | 69.6 | ND (1.0) | ND (1.0) | ND (1.0) | 1.21 | ND (1.0) | ND (1.0) | ND (200) | 23.9 | 1.73 | ND (1.0) | ND (1.0) | ND (1.0) | 4.19 | ND (10) | 1.08 J | 106 | --- | ND (0.1) | 9.59 | 8.94 | 1310 |
| CW-01D | 6/6/2006 | ND (52) | ND (3.0) | ND (5.0) | ND (300) | 2.40 | ND (2.0) | ND (5.0) | ND (10) | ND (2.0) | ND (500) | ND (0.2) | 20.8 | ND (20) | ND (5.0) | ND (5.0) | ND (1.0) | 13.9 | ND (20) | 1.33 | 172 | --- | ND (0.3) | 19.8 | 12.4 | 1390 |
| CW-02M | 5/2/2006 | ND (50) | ND (2.0) | 2.79 | 58.6 | ND (1.0) | ND (1.0) | ND (1.0) | ND (1.0) | ND (1.0) | 1.19 | ND (200) | 24.7 | ND (1.0) | ND (1.0) | ND (1.0) | ND (1.0) | 5.13 | ND (10) | 1.11 J | 113 | --- | ND (0.1) | 10.5 | 8.72 | 1450 |
| CW-02D | 6/7/2006 | ND (52) | ND (3.0) | ND (5.0) | ND (300) | 2.40 | ND (2.0) | ND (5.0) | ND (10) | ND (2.0) | ND (500) | ND (0.2) | 33.9 | ND (20) | ND (5.0) | ND (5.0) | ND (1.0) | 17.5 | ND (20) | 1.53 | 280 | --- | ND (0.3) | 34.4 | 12.4 | 2310 |
| CW-03M | 6/7/2006 | ND (52) | ND (3.0) | ND (5.0) | ND (300) | 1.90 | ND (2.0) | ND (5.0) | ND (10) | ND (2.0) | ND (500) | ND (0.2) | 15.4 | ND (20) | ND (5.0) | ND (5.0) | ND (1.0) | 12.4 | ND (20) | 1.01 | 209 | --- | ND (0.3) | 24.5 | 15.4 | 1400 |
| CW-03D | 6/7/2006 | ND (52) | ND (3.0) | ND (5.0) | ND (300) | 2.40 | ND (2.0) | ND (5.0) | ND (10) | ND (2.0) | ND (500) | ND (0.2) | 30.0 | ND (20) | ND (5.0) | ND (5.0) | 1.20 | 17.9 | ND (20) | 1.52 | 367 | --- | ND (0.3) | 35.5 | 22.1 | 2600 |
| CW-04M | 6/6/2006 | ND (52) | ND (3.0) | ND (5.0) | ND (300) | 1.60 | ND (2.0) | ND (5.0) | ND (10) | ND (2.0) | ND (500) | ND (0.2) | 7.30 | ND (20) | ND (5.0) | ND (5.0) | ND (1.0) | 11.1 | ND (20) | 0.755 | 171 | --- | ND (0.3) | 17.7 | 9.51 | 1200 |
| CW-04D | 6/6/2006 | ND (52) | ND (3.0) | ND (5.0) | ND (300) | 2.00 | ND (2.0) | ND (5.0) | ND (10) | ND (2.0) | ND (500) | ND (0.2) | 21.8 | ND (20) | 5.30 | ND (5.0) | ND (1.0) | 14.0 | ND (20) | 1.40 | 284 | --- | ND (0.3) | 24.0 | 17.2 | 2840 |
| OW-01S | 3/15/2006 | ND (52) | ND (3.0) | ND (5.0) | ND (300) | ND (1.0) | ND (2.0) | ND (5.0) | ND (10) | ND (2.0) | ND (500) | ND (0.2) | 5.50 | ND (20) | ND (5.0) | ND (5.0) | ND (1.0) | 6.40 | ND (20) | 0.311 | 79.5 | --- | ND (0.3) | 10.7 | 15.3 | 181 |
| OW-01S | 6/6/2006 | ND (52) | ND (3.0) | ND (5.0) | ND (300) | ND (1.0) | ND (2.0) | ND (5.0) | ND (10) | ND (2.0) | ND (500) | ND (0.2) | 6.60 | ND (20) | ND (5.0) | ND (5.0) | ND (1.0) | 6.20 | ND (20) | 0.278 | 123 | --- | ND (0.3) | 11.8 | 16.6 | 389 |
| OW-01M | 3/14/2006 | ND (52) | ND (3.0) | ND (5.0) | ND (300) | 1.20 | ND (2.0) | ND (5.0) | ND (10) | ND (2.0) | ND (500) | ND (0.2) | 8.10 | ND (20) | ND (5.0) | ND (5.0) | ND (1.0) | 19.3 | ND (20) | 1.26 | 156 | --- | ND (0.3) | 18.2 | 10.9 | 765 |
| OW-01M | 6/6/2006 | ND (52) | ND (3.0) | ND (5.0) | ND (300) | 2.50 | ND (2.0) | ND (5.0) | ND (10) | ND (2.0) | ND (500) | ND (0.2) | 7.50 | ND (20) | ND (5.0) | ND (5.0) | ND (1.0) | 12.1 | ND (20) | 1.41 | 163 | --- | ND (0.3) | 22.1 | 13.9 | 1310 |
| OW-01D | 3/14/2006 | ND (52) | ND (3.0) | ND (5.0) | ND (300) | 1.10 | ND (2.0) | ND (5.0) | ND (10) | ND (2.0) | ND (500) | ND (0.2) | 16.0 | ND (20) | ND (5.0) | ND (5.0) | ND (1.0) | 27.7 | ND (20) | 1.27 | 108 | --- | ND (0.3) | 18.4 | 7.57 | 796 |
| OW-01D | 6/6/2006 | ND (52) | ND (3.0) | ND (5.0) | ND (300) | 2.80 | ND (2.0) | ND (5.0) | ND (10) | ND (2.0) | ND (500) | ND (0.2) | 8.80 | ND (20) | ND (5.0) | ND (5.0) | ND (1.0) | 13.8 | ND (20) | 1.27 | 114 | --- | ND (0.3) | 17.6 | 7.82 | 1260 |
| OW-02S | 3/15/2006 (FD) | ND (52) | ND (3.0) | ND (5.0) | ND (300) | ND (1.0) | ND (2.0) | ND (5.0) | ND (10) | ND (2.0) | ND (500) | ND (0.2) | 28.6 | ND (20) | ND (5.0) | ND (5.0) | ND (1.0) | 6.90 | ND (20) | 0.769 | 37.0 | --- | ND (0.3) | 8.73 | 5.06 | 194 |
| OW-02S | 3/15/2006 | ND (52) | ND (3.0) | ND (5.0) | ND (300) | ND (1.0) | ND (2.0) | ND (5.0) | ND (10) | ND (2.0) | ND (500) | ND (0.2) | 31.3 | ND (20) | ND (5.0) | ND (5.0) | ND (1.0) | 6.70 | ND (20) | 0.813 | 43.2 | --- | ND (0.3) | 9.32 | 5.54 | 226 |
| OW-02S | 6/6/2006 | ND (52) | ND (3.0) | ND (5.0) | ND (300) | 1.60 | ND (2.0) | ND (5.0) | ND (10) | ND (2.0) | ND (500) | ND (0.2) | 31.9 | ND (20) | 5.80 | ND (5.0) | ND (1.0) | 7.90 | ND (20) | 0.678 | 57.7 | --- | ND (0.3) | 8.77 | 5.16 | 422 |
| OW-02S | 6/6/2006 (FD) | ND (52) | ND (3.0) | ND (5.0) | ND (300) | 1.80 | ND (2.0) | ND (5.0) | ND (10) | ND (2.0) | ND (500) | ND (0.2) | 27.2 | ND (20) | 6.20 | ND (5.0) | ND (1.0) | 7.50 | ND (20) | 0.677 | 56.6 | --- | ND (0.3) | 8.72 | 5.21 | 416 |
| OW-02M | 3/14/2006 | ND (52) | ND (3.0) | ND (5.0) | ND (300) | 1.10 | ND (2.0) | ND (5.0) | ND (10) | ND (2.0) | ND (500) | ND (0.2) | 8.10 | ND (20) | ND (5.0) | ND (5.0) | ND (1.0) | 15.8 | ND (20) | 1.30 | 181 | --- | ND (0.3) | 23.3 | 14.6 | 818 |
| OW-02M | 6/7/2006 | ND (52) | ND (3.0) | ND (5.0) | ND (300) | 2.30 | ND (2.0) | ND (5.0) | ND (10) | ND (2.0) | ND (500) | ND (0.2) | 8.80 | ND (20) | ND (5.0) | ND (5.0) | ND (1.0) | 11.0 | ND (20) | 1.20 | 190 | --- | ND (0.3) | 22.6 | 15.2 | 1180 |
| OW-02D | 3/14/2006 | ND (52) | ND (3.0) | ND (5.0) | ND (300) | 1.30 | ND (2.0) | ND (5.0) | ND (10) | ND (2.0) | ND (500) | ND (0.2) | 8.20 | ND (20) | ND (5.0) | ND (5.0) | ND (1.0) | 12.6 | ND (20) | 1.28 | 194 | --- | ND (0.3) | 23.7 | 16.8 | 863 |
| OW-02D | 6/7/2006 | ND (52) | ND (3.0) | ND (5.0) | ND (300) | 2.30 | ND (2.0) | ND (5.0) | ND (10) | ND (2.0) | ND (500) | ND (0.2) | 8.20 | ND (20) | ND (5.0) | ND (5.0) | ND (1.0) | 11.8 | ND (20) | 1.29 | 230 | --- | ND (0.3) | 26.4 | 20.2 | 1310 |
| OW-05S | 3/15/2006 | ND (52) | ND (3.0) | ND (5.0) | ND (300) | ND (1.0) | ND (2.0) | ND (5.0) | ND (10) | ND (2.0) | ND (500) | ND (0.2) | 14.2 | ND (20) | ND (5.0) | ND (5.0) | ND (1.0) | ND (5.0) | ND (20) | 0.447 | 52.8 | --- | ND (0.3) | 8.68 | 8.53 | 150 |
| OW-05S | 6/7/2006 | ND (52) | ND (3.0) | ND (5.0) | ND (300) | ND (1.0) | ND (2.0) | ND (5.0) | ND (10) | ND (2.0) | ND (500) | ND (0.2) | 15.3 | ND (20) | ND (5.0) | ND (5.0) | ND (1.0) | 5.90 | ND (20) | 0.384 | 63.5 | --- | ND (0.3) | 9.12 | 8.68 | 271 |
| OW-05M | 3/15/2006 | ND (52) | ND (3.0) | ND (5.0) | ND (300) | ND (1.0) | ND (2.0) | ND (5.0) | ND (10) | ND (2.0) | ND (500) | ND (0.2) | 20.1 | ND (20) | ND (5.0) | ND (5.0) | ND (1.0) | 13.9 | ND (20) | 1.38 | 200 | --- | ND (0.3) | 24.3 | 11.5 | 1170 |
| OW-05M | 6/7/2006 | ND (52) | ND (3.0) | ND (5.0) | ND (300) | 2.30 | ND (2.0) | ND (5.0) | ND (10) | ND (2.0) | ND (500) | ND (0.2) | 19.5 | ND (20) | ND (5.0) | ND (5.0) | ND (1.0) | 12.4 | ND (20) | 1.22 | 203 | --- | ND (0.3) | 23.1 | 11.4 | 2210 |
| OW-05D | 3/15/2006 | ND (52) | ND (3.0) | ND (5.0) | ND (300) | 1.40 | ND (2.0) | ND (5.0) | ND (10) | ND (2.0) | ND (500) | ND (0.2) | 20.7 | ND (20) | ND (5.0) | ND (5.0) | ND (1.0) | 13.7 | ND (20) | 1.40 | 93.9 | --- | ND (0.3) | 18.1 | 4.80 | 861 |
| OW-05D | 6/7/2006 | ND (520) | ND (3.0) | ND (5.0) | ND (300) | 2.50 | ND (2.0) | ND (5.0) | ND (10) | ND (2.0) | ND (500) | ND (0.2) | 11.8 | ND (20) | ND (5.0) | ND (5.0) | ND (1.0) | 13.0 | ND (20) | 1.25 | 124 | --- | ND (0.3) | 18.4 | 5.09 | 1100 |

TABLE 3
Metals Results for Groundwater Samples, First and Second Quarter 2006
*PG&E Topock Compliance Monitoring Program*

**NOTES:**

**1** When selecting a course of action under the contigency plan, the action levels specified in this table should be used cautiously untill a more robust baseline data set is established.

**2** Unfiltered Iron

**a** Reference concentration

NE = not established
FD = field duplicate
ND = parameter not detected at the listed reporting limit
J = concentration or reporting limits estimated by laboratory or validation
(---) = not sampled
mg/L = milligrams per liter
µg/L = micrograms per liter

California MCL - Primary california MCL from California Safe Drinking Water standards, CAPHs, update 2002

TABLE 4
Other Inorganic Results for Groundwater Samples, First and Second Quarter 2006
*PG&E Topock Compliance Monitoring Program*

| | Action Level [1] | NE | 8.62 | 10800 | NE | 5100 [a] | 3.6 | 570 | 3.2 | NE | NE | NE | 0.5 |
|---|---|---|---|---|---|---|---|---|---|---|---|---|---|
| | Method | E120.1 | E150.1 | E160.1 | E180.1 | E300.0 | E300.0 | E300.0 | E353.3 | E310.1 | E310.1 | E310.1 | E350.2 |
| Location ID | Sample Date | Specific Conductance | pH | Total Dissolved Solids | Turbidity | Chloride | Fluoride | Sulfate | Nitrate/Nitrite as Nitrogen | Alkalinity, bicarb as CaCo3 | Alkalinity as carbonate | Alkalinity, total as CaCo3 | Ammonia as Nitrogen |
| CW-01M | 5/2/2006 | --- | --- | 3670 J | 2.33 | 1760 | 2.72 | 355 | --- | 49.0 | ND (5.0) | 49.0 | ND (0.5) |
| CW-01D | 6/6/2006 | 7360 | 7.62 | 4790 | ND (1.0) | 2500 | 3.27 | 501 | 3.36 | 36.8 | ND (5.0) | 36.8 | ND (0.5) |
| CW-02M | 5/2/2006 | --- | --- | 3630 J | ND (1.0) | 1900 | 2.82 | 372 | --- | 51.7 | ND (5.0) | 51.7 | ND (0.5) |
| CW-02D | 6/7/2006 | 12100 | 7.82 | 7700 | ND (1.0) | 4230 | 3.26 | 554 | 0.385 | 29.1 | ND (5.0) | 29.1 | ND (0.5) |
| CW-03M | 6/7/2006 | 8170 | 7.74 | 5130 | ND (1.0) | 2740 | 2.28 | 444 | 0.594 | 45.7 | ND (5.0) | 45.7 | ND (0.5) |
| CW-03D | 6/7/2006 | 12000 | 7.78 | 8710 | ND (1.0) | 4800 | 2.23 | 615 | 0.251 | 33.5 | ND (5.0) | 33.5 | ND (0.5) |
| CW-04M | 6/6/2006 | 5410 | 7.85 | 3450 | ND (1.0) | 1780 | 1.63 | 262 | 1.72 | 53.9 | ND (5.0) | 53.9 | ND (0.5) |
| CW-04D | 6/6/2006 | 10200 | 7.86 | 7010 | ND (1.0) | 3710 | 2.80 | 504 | 0.417 | 39.2 | ND (5.0) | 39.2 | ND (0.5) |
| OW-01S | 3/15/2006 | 2220 | 7.79 | 1490 | 29.9 | 571 | 2.17 | 130 | 3.28 | 74.5 | ND (5.0) | 74.5 | ND (0.5) |
| OW-01S | 6/6/2006 | 1640 | 7.26 | 1370 | 1.95 | 644 | 2.20 | 143 | 3.45 | 66.2 | ND (5.0) | 66.2 | ND (0.5) |
| OW-01M | 3/14/2006 | 6710 | 7.78 | 4390 | ND (1.0) | 1910 | 1.73 | 498 | 3.18 | 69.5 | ND (5.0) | 69.5 | ND (0.5) |
| OW-01M | 6/6/2006 | 5500 | 7.80 | 4200 | 1.42 | 2160 | 1.49 | 538 | 2.73 | 56.4 | ND (5.0) | 56.4 | ND (0.5) |
| OW-01D | 3/14/2006 | 6750 | 8.15 | 4350 | 2.19 | 1890 | 3.79 | 491 | 3.44 | 57.1 | ND (5.0) | 57.1 | ND (0.5) |
| OW-01D | 6/6/2006 | 5980 | 7.95 | 4180 | 15.4 | 2030 | 2.31 | 545 | 3.32 | 58.8 | ND (5.0) | 58.8 | ND (0.5) |
| OW-02S | 3/15/2006 (FD) | 1760 | 7.92 | 1070 | 1.22 | 403 | 4.17 | 134 | 3.48 | 102 | ND (5.0) | 102 | ND (0.5) |
| OW-02S | 3/15/2006 | 1750 | 7.87 | 1090 | ND (1.0) | 385 | 4.38 | 131 | 3.31 | 107 | ND (5.0) | 107 | ND (0.5) |
| OW-02S | 6/6/2006 | 1820 | 7.95 | 1010 | 4.01 | 429 | 4.16 | 137 | 4.41 | 101 | ND (5.0) | 101 | ND (0.5) |
| OW-02S | 6/6/2006 (FD) | 1660 | 7.95 | 1020 | 3.27 | 421 | 4.01 | 135 | 4.57 | 103 | ND (5.0) | 103 | ND (0.5) |
| OW-02M | 3/14/2006 | 6920 | 7.80 | 4560 | 1.29 | 1990 | 1.83 | 519 | 3.24 | 67.0 | ND (5.0) | 67.0 | ND (0.5) |
| OW-02M | 6/7/2006 | 6330 | 7.42 | 4230 | ND (1.0) | 2060 | 1.62 | 532 | 2.37 | 59.8 | ND (5.0) | 59.8 | ND (0.5) |
| OW-02D | 3/14/2006 | 6700 | 7.86 | 4420 | ND (1.0) | 1930 | 1.71 | 506 | 3.28 | 76.9 | ND (5.0) | 76.9 | ND (0.5) |
| OW-02D | 6/7/2006 | 5130 | 7.78 | 4300 | ND (1.0) | 2050 | 1.62 | 516 | 3.44 | 74.8 | ND (5.0) | 74.8 | ND (0.5) |
| OW-05S | 3/15/2006 | 1660 | 8.14 | 1010 | 1.13 | 371 | 2.25 | 112 | 3.43 | 89.3 | ND (5.0) | 89.3 | ND (0.5) |
| OW-05S | 6/7/2006 | 1520 | 7.80 | 995 | 6.08 | 423 | 2.18 | 121 | 3.89 | 85.0 | ND (5.0) | 85.0 | ND (0.5) |
| OW-05M | 3/15/2006 | 8600 | 7.78 | 5600 | 1.30 J | 2600 | 1.35 | 455 | 1.15 | 39.7 | ND (5.0) | 39.7 | ND (0.5) |
| OW-05M | 6/7/2006 | 7190 | 7.78 | 5100 | ND (1.0) | 2770 | 2.97 | 497 | 1.40 | 41.8 | ND (5.0) | 41.8 | ND (0.5) |
| OW-05D | 3/15/2006 | 6930 | 7.81 | 4440 | 1.00 R | 1970 | 1.49 | 510 | 3.23 | 49.6 | ND (5.0) | 49.6 | ND (0.5) |
| OW-05D | 6/7/2006 | 7560 | 8.00 | 4220 | ND (1.0) | 2120 | 3.03 | 539 | 2.72 | 59.3 | ND (5.0) | 59.3 | ND (0.5) |

TABLE 4
Other Inorganic Results for Groundwater Samples, First and Second Quarter 2006
*PG&E Topock Compliance Monitoring Program*

**NOTES:**

(---) = not sampled
NE = not established
ND = parameter not detected at the listed reporting limit
J = concentration or reporting limits estimated by laboratory or validation
R = rejected

All results reported in milligrams per liter (mg/L) except the following:
Specific Conductance = microSiemens per centimeter (umhos/cm)
pH = PHUnits
Turbidity = Nephelometric Turbidity Unit (NTU)

**1** When selecting a course of action under the contigency plan, the action levels specified in this table should be used cautiously untill a more robust baseline data set is established.
**a** Reference concentration

Table 5
Manual Water Level Measurements and Elevations, March 2006 through June 2006
*PG&E Topock Compliance Monitoring Program*

| Location ID | Well Depth (feet BTOC) | Measuring Point Elevation (feet AMSL) | Monitoring Date & Time | | Water Level Measurement (feet BTOC) | Salinity (percent) | Groundwater/Water Elevation Adjusted for Salinity (feet AMSL) |
|---|---|---|---|---|---|---|---|
| CW-01M | 191 | 566.07 | 02-May-06 | 11:33 AM | 109.02 | 0.36 | 456.92 |
| CW-01D | 322 | 566.46 | 06-Jun-06 | 8:45 AM | 96.82 | 0.80 | 470.01 |
| CW-02M | 202 | 549.45 | 02-May-06 | 12:16 PM | 92.62 | 0.41 | 456.70 |
| CW-02D | 355 | 549.43 | 07-Jun-06 | 9:12 AM | 92.40 | 0.82 | 457.51 |
| CW-03M | 224 | 534.10 | 07-Jun-06 | 6:30 AM | 77.00 | 0.49 | 457.03 |
| CW-03D | 342 | 534.14 | 06-Jun-06 | 5:40 AM | 77.14 | 1.01 | 457.89 |
| CW-04M | 171 | 518.55 | 06-Jun-06 | 7:44 AM | 61.22 | 0.39 | 457.20 |
| CW-04D | 305 | 518.55 | 06-Jun-06 | 6:34 AM | 61.32 | 0.91 | 457.84 |
| OW-01S | 114 | 550.15 | 15-Mar-06 | 1:04 PM | 94.10 | 0.15 | 456.01 |
| | | | 06-Jun-06 | 9:12 AM | 92.97 | 0.16 | 457.11 |
| OW-01M | 189 | 550.36 | 13-Mar-06 | 12:18 PM | 93.90 | 0.40 | 456.36 |
| | | | 06-Jun-06 | 7:45 AM | 92.86 | 0.47 | 457.43 |
| OW-01D | 281 | 550.36 | 14-Mar-06 | 8:50 AM | 93.55 | 0.48 | 456.72 |
| | | | 06-Jun-06 | 6:06 AM | 92.32 | 0.50 | 457.98 |
| OW-02S | 121 | 548.75 | 15-Mar-06 | 12:02 PM | 92.79 | 0.12 | 455.87 |
| | | | 06-Jun-06 | 10:18 AM | 91.62 | 0.13 | 457.04 |
| OW-02M | 211 | 548.52 | 14-Mar-06 | 1:15 PM | 92.38 | 0.42 | 456.14 |
| | | | 07-Jun-06 | 5:08 AM | 90.61 | 0.50 | 457.86 |
| OW-02D | 342 | 549.01 | 14-Mar-06 | 2:33 PM | 92.50 | 0.52 | 456.47 |
| | | | 07-Jun-06 | 6:32 AM | 90.45 | 0.53 | 458.50 |
| OW-05S | 113 | 551.75 | 15-Mar-06 | 8:32 AM | 95.80 | 0.11 | 455.89 |
| | | | 07-Jun-06 | 8:10 AM | 94.57 | 0.13 | 457.12 |
| OW-05M | 254 | 551.75 | 15-Mar-06 | 8:28 AM | 96.00 | 0.57 | 455.77 |
| | | | 07-Jun-06 | 8:58 AM | 94.13 | 0.64 | 457.63 |
| OW-05D | 352 | 552.35 | 15-Mar-06 | 8:23 AM | 96.50 | 0.51 | 455.62 |
| | | | 07-Jun-06 | 10:22 AM | 94.56 | 0.59 | 457.66 |

NOTES:

AMSL above mean sea level
BTOC below top of polyvinyl chloride (PVC) casing
(---) data not collected or available.

Well depths rounded off to whole foot.

Table 6

Field Parameter Measurements for Groundwater Samples, First and Second Quarter 2006

*PG&E Topock Comprliance Monitoring Program*

| Location ID | Sampling Date | Specific Conductance (µS/cm) | Temperature (°C) | pH (pH units) | ORP (mV) | Dissolved Oxygen (mg/L) | Turbidity NTU | Salinity % |
|---|---|---|---|---|---|---|---|---|
| CW-01M | 5/2/2006 | 6260 | 30.2 | 7.67 | -15 | 2.5 | 3.6 | 0.3 |
| CW-01D | 6/6/2006 | 8300 | 31.42 | 8.2 | 27 | 6.28 | 2.3 | 0.46 |
| CW-02M | 5/2/2006 | 6360 | 31.4 | 7.62 | 1 | 2.24 | 1.96 | 0.3 |
| CW-02D | 6/7/2006 | 15700 | 31.5 | 8.32 | -26 | 3.82 | 2.7 | 0.92 |
| CW-03M | 6/7/2006 | 8450 | 31 | 8.02 | -72 | 1.94 | 3.33 | 0.47 |
| CW-03D | 6/7/2006 | 14100 | 30.96 | 7.8 | -136 | 1.58 | 1.35 | 0.82 |
| CW-04M | 6/6/2006 | 5920 | 30.52 | 7.97 | 39 | 2.98 | 1.19 | 0.32 |
| CW-04D | 6/6/2006 | 18600 | 32.15 | 7.71 | 47 | 2.38 | 0.92 | 1.1 |
| OW-01S | 3/15/2006 | 2390 | 28.54 | 7.89 | 202 | 5.5 | 10 | 0.12 |
| | 6/6/2006 | 2120 | 30.75 | 6.49 | 99 | 4.07 | 6.1 | 0.1 |
| OW-01M | 3/13/2006 | 7610 | 29.18 | 8.25 | 15 | 5.4 | 2.68 | 0.42 |
| | 6/6/2006 | 5840 | 36.62 | 6.51 | 97 | 4.65 | 0.53 | 0.31 |
| OW-01D | 3/14/2006 | 7620 | 30.29 | 8.46 | 24 | 4.69 | 7.27 | 0.42 |
| | 6/6/2006 | 6170 | 32.11 | 6.61 | 84 | 5.22 | 153 | 0.33 |
| OW-02S | 3/15/2006 | 1870 | 28.39 | 7.97 | 83 | 7.19 | 6 | 0.09 |
| | 6/6/2006 | 1580 | 29.95 | 6.61 | 70 | 6.36 | 8.76 | 0.07 |
| OW-02M | 3/14/2006 | 7630 | 27.85 | 8.2 | 3 | 5.47 | 3.81 | 0.42 |
| | 6/7/2006 | 7330 | 30.78 | 6.61 | 140 | 6.4 | 1.88 | 0.4 |
| OW-02D | 3/14/2006 | 7550 | 27.44 | 8.31 | -1 | 5.55 | 14 | 0.41 |
| | 6/7/2006 | 7200 | 33.6 | 6.79 | 136 | 5.88 | 0.68 | 0.39 |
| OW-05S | 3/15/2006 | 1840 | 27.56 | 7.96 | 147 | 7.04 | 21.6 | 0.09 |
| | 6/7/2006 | 1560 | 34.7 | 6.85 | 131 | 5.59 | 14 | 0.08 |
| OW-05M | 3/15/2006 | 9080 | 28.17 | 8.07 | -16 | 1.6 | 4.38 | 0.5 |
| | 6/7/2006 | 8760 | 33.14 | 6.85 | 82 | 1.04 | 0.51 | 0.48 |
| OW-05D | 3/15/2006 | 7380 | 27.87 | 8.3 | 167 | 6.08 | 2.5 | 0.4 |
| | 6/7/2006 | 6910 | 37.8 | 7.02 | 100 | 8.66 | 0.29 | 0.37 |

NOTES:

| | |
|---|---|
| µS/cm | microSiemens per centimeter |
| °C | degree centigrade |
| ORP | oxidation reduction potential |
| mV | millivolts |
| mg/L | milligrams per liter |
| NTU | Nephelometric Turbidity Unit |
| % | percentage |
| (---) | data not collected, not available, or rejected |

TABLE 7

Board Order No. R7-2004-0103 WDR Monitoring Information for Groundwater Samples, First and Second Quarter 2006

*PG&E Topock Compliance Monitoring Program*

| Location | Sample ID | Sampler Name | Sample Date | Sample Time | Lab | Analysis Method | Parameter | Analysis Date | Lab Technician |
|---|---|---|---|---|---|---|---|---|---|
| CW-01D | CW-01D-008 | Allan Erickson | 6/6/2006 | 10:35:00 AM | EMXT | EPA 120.1 | SC | 6/14/2006 | Jin Liu |
| | | | | | EMXT | EPA 150.1 | PH | 6/7/2006 | Romy Maragisan |
| | | | | | EMXT | EPA 160.1 | TDS | 6/12/2006 | Jin Liu |
| | | | | | EMXT | EPA 180.1 | TRB | 6/7/2006 | Romy Maragisan |
| | | | | | EMXT | EPA 300.0 | CL | 6/14/2006 | Cherry Dam |
| | | | | | EMXT | EPA 300.0 | FL | 6/10/2006 | Cherry Dam |
| | | | | | EMXT | EPA 300.0 | SO4 | 6/14/2006 | Cherry Dam |
| | | | | | EMXT | EPA 310.1 | ALKB | 6/12/2006 | Jay Kim |
| | | | | | EMXT | EPA 310.1 | ALKC | 6/12/2006 | Jay Kim |
| | | | | | EMXT | EPA 310.1 | ALKT | 6/12/2006 | Jay Kim |
| | | | | | EMXT | EPA 350.2 | NH3N | 6/14/2006 | Mary Jane |
| | | | | | EMXT | EPA 353.3 | NO3NO2N | 6/13/2006 | Kam Ng |
| | | | | | TLI | EPA 6010B | CAD | 6/14/2006 | Victoria Than |
| | | | | | TLI | EPA 6010B | BAD | 6/14/2006 | Victoria Than |
| | | | | | TLI | EPA 6010B | BD | 6/14/2006 | Victoria Than |
| | | | | | TLI | EPA 6010B | CRTD | 6/15/2006 | Victoria Than |
| | | | | | TLI | EPA 6010B | KD | 6/14/2006 | Victoria Than |
| | | | | | TLI | EPA 6010B | MGD | 6/14/2006 | Victoria Than |
| | | | | | TLI | EPA 6010B | MND | 6/14/2006 | Victoria Than |
| | | | | | TLI | EPA 6010B | NAD | 6/14/2006 | Victoria Than |
| | | | | | TLI | EPA 6010B | NID | 6/14/2006 | Victoria Than |
| | | | | | TLI | EPA 6010B | ZND | 6/14/2006 | Victoria Than |
| | | | | | TLI | EPA 6010B | ALD | 6/14/2006 | Victoria Than |
| | | | | | TLI | EPA 6010B | FED | 6/14/2006 | Victoria Than |
| | | | | | TLI | EPA 7470A | HGD | 6/9/2006 | Aksiniya Dimitrova |
| | | | | | TLI | SW 6020A | BED | 6/14/2006 | Victoria Than |
| | | | | | TLI | SW 6020A | VD | 6/14/2006 | Victoria Than |
| | | | | | TLI | SW 6020A | TLD | 6/14/2006 | Victoria Than |
| | | | | | TLI | SW 6020A | SED | 6/14/2006 | Victoria Than |
| | | | | | TLI | SW 6020A | SBD | 6/14/2006 | Victoria Than |
| | | | | | TLI | SW 6020A | PBD | 6/14/2006 | Victoria Than |
| | | | | | TLI | SW 6020A | MOD | 6/14/2006 | Victoria Than |
| | | | | | TLI | SW 6020A | CUD | 6/14/2006 | Victoria Than |
| | | | | | TLI | SW 6020A | CDD | 6/14/2006 | Victoria Than |
| | | | | | TLI | SW 6020A | ASD | 6/14/2006 | Victoria Than |
| | | | | | TLI | SW 6020A | AGD | 6/14/2006 | Victoria Than |
| | | | | | TLI | SW 6020A | COBD | 6/14/2006 | Victoria Than |

TABLE 7

Board Order No. R7-2004-0103 WDR Monitoring Information for Groundwater Samples, First and Second Quarter 2006

*PG&E Topock Compliance Monitoring Program*

| Location | Sample ID | Sampler Name | Sample Date | Sample Time | Lab | Analysis Method | Parameter | Analysis Date | Lab Technician |
|---|---|---|---|---|---|---|---|---|---|
| CW-01D | CW-01D-008 | Allan Erickson | 6/6/2006 | 10:35:00 AM | TLI | SW 7199 | CR6 | 6/6/2006 | Jorge Arriaga |
| CW-01M | CW-01M-CIS | Brad Shearer | 5/2/2006 | 12:51:00 PM | EMXT | EPA 160.1 | TDS | 5/5/2006 | Jin Liu |
| | | | | | EMXT | EPA 160.2 | SS | 5/8/2006 | Jin Liu |
| | | | | | EMXT | EPA 180.1 | TRB | 5/3/2006 | Romy Maragisan |
| | | | | | EMXT | EPA 300.0 | CL | 5/9/2006 | Cherry Dam |
| | | | | | EMXT | EPA 300.0 | FL | 5/10/2006 | Cherry Dam |
| | | | | | EMXT | EPA 300.0 | NO3N | 5/4/2006 | Cherry Dam |
| | | | | | EMXT | EPA 300.0 | SO4 | 5/9/2006 | Cherry Dam |
| | | | | | EMXT | EPA 310.1 | ALKB | 5/8/2006 | Jin Liu |
| | | | | | EMXT | EPA 310.1 | ALKC | 5/8/2006 | Jin Liu |
| | | | | | EMXT | EPA 310.1 | ALKT | 5/8/2006 | Jin Liu |
| | | | | | EMXT | EPA 350.2 | NH3N | 5/9/2006 | Jin Liu |
| | | | | | EMXT | EPA 351.3 | TKN | 5/10/2006 | Jin Liu |
| | | | | | EMXT | EPA 370.1 | SILC | 5/9/2006 | Jin Liu |
| | | | | | EMXT | EPA 415.1 | TOC | 5/9/2006 | Jay Kim |
| | | | | | EMXT | EPA 415.1 | DOC | 5/9/2006 | Jay Kim |
| | | | | | EMXT | EPA 7470A | HGD | 5/9/2006 | Noel Tan |
| | | | | | EMXT | SW 6020A | FED | 5/8/2006 | Jon Elliott |
| | | | | | EMXT | SW 6020A | PBD | 5/8/2006 | Jon Elliott |
| | | | | | EMXT | SW 6020A | NAD | 5/10/2006 | Jon Elliott |
| | | | | | EMXT | SW 6020A | CDD | 5/8/2006 | Jon Elliott |
| | | | | | EMXT | SW 6020A | MOD | 5/8/2006 | Jon Elliott |
| | | | | | EMXT | SW 6020A | NID | 5/8/2006 | Jon Elliott |
| | | | | | EMXT | SW 6020A | MND | 5/8/2006 | Jon Elliott |
| | | | | | EMXT | SW 6020A | MGD | 5/8/2006 | Jon Elliott |
| | | | | | EMXT | SW 6020A | KD | 5/8/2006 | Jon Elliott |
| | | | | | EMXT | SW 6020A | SED | 5/8/2006 | Jon Elliott |
| | | | | | EMXT | SW 6020A | CUD | 5/8/2006 | Jon Elliott |
| | | | | | EMXT | SW 6020A | COBD | 5/8/2006 | Jon Elliott |
| | | | | | EMXT | SW 6020A | ZND | 5/8/2006 | Jon Elliott |
| | | | | | EMXT | SW 6020A | SBD | 5/8/2006 | Jon Elliott |
| | | | | | EMXT | SW 6020A | VD | 5/8/2006 | Jon Elliott |
| | | | | | EMXT | SW 6020A | CAD | 5/8/2006 | Jon Elliott |
| | | | | | EMXT | SW 6020A | BED | 5/8/2006 | Jon Elliott |
| | | | | | EMXT | SW 6020A | BD | 5/10/2006 | Jon Elliott |
| | | | | | EMXT | SW 6020A | ASD | 5/8/2006 | Jon Elliott |
| | | | | | EMXT | SW 6020A | ALD | 5/8/2006 | Jon Elliott |

TABLE 7

Board Order No. R7-2004-0103 WDR Monitoring Information for Groundwater Samples, First and Second Quarter 2006

*PG&E Topock Compliance Monitoring Program*

| Location | Sample ID | Sampler Name | Sample Date | Sample Time | Lab | Analysis Method | Parameter | Analysis Date | Lab Technician |
|---|---|---|---|---|---|---|---|---|---|
| CW-01M | CW-01M-CIS | Brad Shearer | 5/2/2006 | 12:51:00 PM | EMXT | SW 6020A | AGD | 5/8/2006 | Jon Elliott |
| | | | | | EMXT | SW 6020A | CRTD | 5/8/2006 | Jon Elliott |
| | | | | | EMXT | SW 6020A | TLD | 5/8/2006 | Jon Elliott |
| | | | | | EMXT | SW 6020A | BAD | 5/8/2006 | Jon Elliott |
| | | | | | TLI | SW 7199 | CR6 | 5/3/2006 | Vanna Kho |
| CW-02D | CW-02D-008 | Allan Erickson | 6/7/2006 | 11:05:00 AM | EMXT | EPA 120.1 | SC | 6/14/2006 | Jin Liu |
| | | | | | EMXT | EPA 150.1 | PH | 6/8/2006 | Romy Maragisan |
| | | | | | EMXT | EPA 160.1 | TDS | 6/13/2006 | Jin Liu |
| | | | | | EMXT | EPA 180.1 | TRB | 6/8/2006 | Romy Maragisan |
| | | | | | EMXT | EPA 300.0 | CL | 6/14/2006 | Cherry Dam |
| | | | | | EMXT | EPA 300.0 | FL | 6/10/2006 | Cherry Dam |
| | | | | | EMXT | EPA 300.0 | SO4 | 6/14/2006 | Cherry Dam |
| | | | | | EMXT | EPA 310.1 | ALKB | 6/12/2006 | Jay Kim |
| | | | | | EMXT | EPA 310.1 | ALKC | 6/12/2006 | Jay Kim |
| | | | | | EMXT | EPA 310.1 | ALKT | 6/12/2006 | Jay Kim |
| | | | | | EMXT | EPA 350.2 | NH3N | 6/14/2006 | Mary Jane |
| | | | | | EMXT | EPA 353.3 | NO3NO2N | 6/14/2006 | Kam Ng |
| | | | | | TLI | EPA 6010B | NID | 6/14/2006 | Victoria Than |
| | | | | | TLI | EPA 6010B | ALD | 6/14/2006 | Victoria Than |
| | | | | | TLI | EPA 6010B | ZND | 6/14/2006 | Victoria Than |
| | | | | | TLI | EPA 6010B | NAD | 6/14/2006 | Victoria Than |
| | | | | | TLI | EPA 6010B | MND | 6/14/2006 | Victoria Than |
| | | | | | TLI | EPA 6010B | MGD | 6/14/2006 | Victoria Than |
| | | | | | TLI | EPA 6010B | FED | 6/14/2006 | Victoria Than |
| | | | | | TLI | EPA 6010B | CRTD | 6/15/2006 | Victoria Than |
| | | | | | TLI | EPA 6010B | CAD | 6/14/2006 | Victoria Than |
| | | | | | TLI | EPA 6010B | BD | 6/14/2006 | Victoria Than |
| | | | | | TLI | EPA 6010B | BAD | 6/14/2006 | Victoria Than |
| | | | | | TLI | EPA 6010B | KD | 6/14/2006 | Victoria Than |
| | | | | | TLI | EPA 7470A | HGD | 6/9/2006 | Aksiniya Dimitrova |
| | | | | | TLI | SW 6020A | ASD | 6/14/2006 | Victoria Than |
| | | | | | TLI | SW 6020A | SED | 6/14/2006 | Victoria Than |
| | | | | | TLI | SW 6020A | VD | 6/14/2006 | Victoria Than |
| | | | | | TLI | SW 6020A | PBD | 6/14/2006 | Victoria Than |
| | | | | | TLI | SW 6020A | MOD | 6/14/2006 | Victoria Than |
| | | | | | TLI | SW 6020A | CUD | 6/14/2006 | Victoria Than |
| | | | | | TLI | SW 6020A | COBD | 6/14/2006 | Victoria Than |

TABLE 7

Board Order No. R7-2004-0103 WDR Monitoring Information for Groundwater Samples, First and Second Quarter 2006

*PG&E Topock Compliance Monitoring Program*

| Location | Sample ID | Sampler Name | Sample Date | Sample Time | Lab | Analysis Method | Parameter | Analysis Date | Lab Technician |
|---|---|---|---|---|---|---|---|---|---|
| CW-02D | CW-02D-008 | Allan Erickson | 6/7/2006 | 11:05:00 AM | TLI | SW 6020A | BED | 6/14/2006 | Victoria Than |
| | | | | | TLI | SW 6020A | AGD | 6/14/2006 | Victoria Than |
| | | | | | TLI | SW 6020A | TLD | 6/14/2006 | Victoria Than |
| | | | | | TLI | SW 6020A | CDD | 6/14/2006 | Victoria Than |
| | | | | | TLI | SW 6020A | SBD | 6/14/2006 | Victoria Than |
| | | | | | TLI | SW 7199 | CR6 | 6/8/2006 | Jorge Arriaga |
| CW-02M | CW-02M-CIS | Brad Shearer | 5/2/2006 | 2:40:00 PM | EMXT | EPA 160.1 | TDS | 5/5/2006 | Jin Liu |
| | | | | | EMXT | EPA 160.2 | SS | 5/8/2006 | Jin Liu |
| | | | | | EMXT | EPA 180.1 | TRB | 5/3/2006 | Romy Maragisan |
| | | | | | EMXT | EPA 300.0 | FL | 5/10/2006 | Cherry Dam |
| | | | | | EMXT | EPA 300.0 | NO3N | 5/4/2006 | Cherry Dam |
| | | | | | EMXT | EPA 300.0 | SO4 | 5/9/2006 | Cherry Dam |
| | | | | | EMXT | EPA 300.0 | CL | 5/9/2006 | Cherry Dam |
| | | | | | EMXT | EPA 310.1 | ALKC | 5/8/2006 | Jin Liu |
| | | | | | EMXT | EPA 310.1 | ALKT | 5/8/2006 | Jin Liu |
| | | | | | EMXT | EPA 310.1 | ALKB | 5/8/2006 | Jin Liu |
| | | | | | EMXT | EPA 350.2 | NH3N | 5/9/2006 | Jin Liu |
| | | | | | EMXT | EPA 351.3 | TKN | 5/10/2006 | Jin Liu |
| | | | | | EMXT | EPA 370.1 | SILC | 5/9/2006 | Jin Liu |
| | | | | | EMXT | EPA 415.1 | DOC | 5/9/2006 | Jay Kim |
| | | | | | EMXT | EPA 415.1 | TOC | 5/9/2006 | Jay Kim |
| | | | | | EMXT | EPA 7470A | HGD | 5/9/2006 | Noel Tan |
| | | | | | EMXT | SW 6020A | SED | 5/8/2006 | Jon Elliott |
| | | | | | EMXT | SW 6020A | SBD | 5/8/2006 | Jon Elliott |
| | | | | | EMXT | SW 6020A | TLD | 5/8/2006 | Jon Elliott |
| | | | | | EMXT | SW 6020A | VD | 5/8/2006 | Jon Elliott |
| | | | | | EMXT | SW 6020A | ALD | 5/8/2006 | Jon Elliott |
| | | | | | EMXT | SW 6020A | NID | 5/8/2006 | Jon Elliott |
| | | | | | EMXT | SW 6020A | PBD | 5/8/2006 | Jon Elliott |
| | | | | | EMXT | SW 6020A | CRTD | 5/8/2006 | Jon Elliott |
| | | | | | EMXT | SW 6020A | NAD | 5/10/2006 | Jon Elliott |
| | | | | | EMXT | SW 6020A | MOD | 5/8/2006 | Jon Elliott |
| | | | | | EMXT | SW 6020A | MND | 5/8/2006 | Jon Elliott |
| | | | | | EMXT | SW 6020A | MGD | 5/8/2006 | Jon Elliott |
| | | | | | EMXT | SW 6020A | KD | 5/8/2006 | Jon Elliott |
| | | | | | EMXT | SW 6020A | AGD | 5/8/2006 | Jon Elliott |
| | | | | | EMXT | SW 6020A | CUD | 5/8/2006 | Jon Elliott |

TABLE 7

Board Order No. R7-2004-0103 WDR Monitoring Information for Groundwater Samples, First and Second Quarter 2006

*PG&E Topock Compliance Monitoring Program*

| Location | Sample ID | Sampler Name | Sample Date | Sample Time | Lab | Analysis Method | Parameter | Analysis Date | Lab Technician |
|---|---|---|---|---|---|---|---|---|---|
| CW-02M | CW-02M-CIS | Brad Shearer | 5/2/2006 | 2:40:00 PM | EMXT | SW 6020A | ZND | 5/8/2006 | Jon Elliott |
| | | | | | EMXT | SW 6020A | COBD | 5/8/2006 | Jon Elliott |
| | | | | | EMXT | SW 6020A | CDD | 5/8/2006 | Jon Elliott |
| | | | | | EMXT | SW 6020A | CAD | 5/8/2006 | Jon Elliott |
| | | | | | EMXT | SW 6020A | BED | 5/8/2006 | Jon Elliott |
| | | | | | EMXT | SW 6020A | BD | 5/10/2006 | Jon Elliott |
| | | | | | EMXT | SW 6020A | BAD | 5/8/2006 | Jon Elliott |
| | | | | | EMXT | SW 6020A | ASD | 5/8/2006 | Jon Elliott |
| | | | | | EMXT | SW 6020A | FED | 5/8/2006 | Jon Elliott |
| | | | | | TLI | SW 7199 | CR6 | 5/3/2006 | Vanna Kho |
| CW-03D | CW-03D-008 | Allan Erickson | 6/7/2006 | 7:20:00 AM | EMXT | EPA 120.1 | SC | 6/14/2006 | Jin Liu |
| | | | | | EMXT | EPA 150.1 | PH | 6/8/2006 | Romy Maragisan |
| | | | | | EMXT | EPA 160.1 | TDS | 6/13/2006 | Jin Liu |
| | | | | | EMXT | EPA 180.1 | TRB | 6/8/2006 | Romy Maragisan |
| | | | | | EMXT | EPA 300.0 | CL | 6/14/2006 | Cherry Dam |
| | | | | | EMXT | EPA 300.0 | FL | 6/10/2006 | Cherry Dam |
| | | | | | EMXT | EPA 300.0 | SO4 | 6/14/2006 | Cherry Dam |
| | | | | | EMXT | EPA 310.1 | ALKB | 6/12/2006 | Jay Kim |
| | | | | | EMXT | EPA 310.1 | ALKC | 6/12/2006 | Jay Kim |
| | | | | | EMXT | EPA 310.1 | ALKT | 6/12/2006 | Jay Kim |
| | | | | | EMXT | EPA 350.2 | NH3N | 6/14/2006 | Mary Jane |
| | | | | | EMXT | EPA 353.3 | NO3NO2N | 6/14/2006 | Kam Ng |
| | | | | | TLI | EPA 6010B | CRTD | 6/15/2006 | Victoria Than |
| | | | | | TLI | EPA 6010B | ZND | 6/14/2006 | Victoria Than |
| | | | | | TLI | EPA 6010B | NID | 6/14/2006 | Victoria Than |
| | | | | | TLI | EPA 6010B | NAD | 6/14/2006 | Victoria Than |
| | | | | | TLI | EPA 6010B | MND | 6/14/2006 | Victoria Than |
| | | | | | TLI | EPA 6010B | MGD | 6/14/2006 | Victoria Than |
| | | | | | TLI | EPA 6010B | CAD | 6/14/2006 | Victoria Than |
| | | | | | TLI | EPA 6010B | BD | 6/14/2006 | Victoria Than |
| | | | | | TLI | EPA 6010B | BAD | 6/14/2006 | Victoria Than |
| | | | | | TLI | EPA 6010B | ALD | 6/14/2006 | Victoria Than |
| | | | | | TLI | EPA 6010B | FED | 6/14/2006 | Victoria Than |
| | | | | | TLI | EPA 6010B | KD | 6/14/2006 | Victoria Than |
| | | | | | TLI | EPA 7470A | HGD | 6/9/2006 | Aksiniya Dimitrova |
| | | | | | TLI | SW 6020A | AGD | 6/14/2006 | Victoria Than |
| | | | | | TLI | SW 6020A | TLD | 6/14/2006 | Victoria Than |

TABLE 7

Board Order No. R7-2004-0103 WDR Monitoring Information for Groundwater Samples, First and Second Quarter 2006

*PG&E Topock Compliance Monitoring Program*

| Location | Sample ID | Sampler Name | Sample Date | Sample Time | Lab | Analysis Method | Parameter | Analysis Date | Lab Technician |
|---|---|---|---|---|---|---|---|---|---|
| CW-03D | CW-03D-008 | Allan Erickson | 6/7/2006 | 7:20:00 AM | TLI | SW 6020A | SED | 6/14/2006 | Victoria Than |
| | | | | | TLI | SW 6020A | SBD | 6/14/2006 | Victoria Than |
| | | | | | TLI | SW 6020A | PBD | 6/14/2006 | Victoria Than |
| | | | | | TLI | SW 6020A | CUD | 6/14/2006 | Victoria Than |
| | | | | | TLI | SW 6020A | CDD | 6/14/2006 | Victoria Than |
| | | | | | TLI | SW 6020A | ASD | 6/14/2006 | Victoria Than |
| | | | | | TLI | SW 6020A | MOD | 6/14/2006 | Victoria Than |
| | | | | | TLI | SW 6020A | VD | 6/14/2006 | Victoria Than |
| | | | | | TLI | SW 6020A | BED | 6/14/2006 | Victoria Than |
| | | | | | TLI | SW 6020A | COBD | 6/14/2006 | Victoria Than |
| | | | | | TLI | SW 7199 | CR6 | 6/8/2006 | Jorge Arriaga |
| CW-03M | CW-03M-008 | Allan Erickson | 6/7/2006 | 9:17:00 AM | EMXT | EPA 120.1 | SC | 6/14/2006 | Jin Liu |
| | | | | | EMXT | EPA 150.1 | PH | 6/8/2006 | Romy Maragisan |
| | | | | | EMXT | EPA 160.1 | TDS | 6/13/2006 | Jin Liu |
| | | | | | EMXT | EPA 180.1 | TRB | 6/8/2006 | Romy Maragisan |
| | | | | | EMXT | EPA 300.0 | SO4 | 6/14/2006 | Cherry Dam |
| | | | | | EMXT | EPA 300.0 | CL | 6/14/2006 | Cherry Dam |
| | | | | | EMXT | EPA 300.0 | FL | 6/10/2006 | Cherry Dam |
| | | | | | EMXT | EPA 310.1 | ALKT | 6/12/2006 | Jay Kim |
| | | | | | EMXT | EPA 310.1 | ALKB | 6/12/2006 | Jay Kim |
| | | | | | EMXT | EPA 310.1 | ALKC | 6/12/2006 | Jay Kim |
| | | | | | EMXT | EPA 350.2 | NH3N | 6/14/2006 | Mary Jane |
| | | | | | EMXT | EPA 353.3 | NO3NO2N | 6/14/2006 | Kam Ng |
| | | | | | TLI | EPA 6010B | KD | 6/14/2006 | Victoria Than |
| | | | | | TLI | EPA 6010B | BAD | 6/14/2006 | Victoria Than |
| | | | | | TLI | EPA 6010B | ZND | 6/14/2006 | Victoria Than |
| | | | | | TLI | EPA 6010B | NID | 6/14/2006 | Victoria Than |
| | | | | | TLI | EPA 6010B | NAD | 6/14/2006 | Victoria Than |
| | | | | | TLI | EPA 6010B | MND | 6/14/2006 | Victoria Than |
| | | | | | TLI | EPA 6010B | MGD | 6/14/2006 | Victoria Than |
| | | | | | TLI | EPA 6010B | FED | 6/14/2006 | Victoria Than |
| | | | | | TLI | EPA 6010B | CRTD | 6/15/2006 | Victoria Than |
| | | | | | TLI | EPA 6010B | BD | 6/14/2006 | Victoria Than |
| | | | | | TLI | EPA 6010B | ALD | 6/14/2006 | Victoria Than |
| | | | | | TLI | EPA 6010B | CAD | 6/14/2006 | Victoria Than |
| | | | | | TLI | EPA 7470A | HGD | 6/9/2006 | Aksiniya Dimitrova |
| | | | | | TLI | SW 6020A | MOD | 6/14/2006 | Victoria Than |

TABLE 7

Board Order No. R7-2004-0103 WDR Monitoring Information for Groundwater Samples, First and Second Quarter 2006

*PG&E Topock Compliance Monitoring Program*

| Location | Sample ID | Sampler Name | Sample Date | Sample Time | Lab | Analysis Method | Parameter | Analysis Date | Lab Technician |
|---|---|---|---|---|---|---|---|---|---|
| CW-03M | CW-03M-008 | Allan Erickson | 6/7/2006 | 9:17:00 AM | TLI | SW 6020A | BED | 6/14/2006 | Victoria Than |
| | | | | | TLI | SW 6020A | VD | 6/14/2006 | Victoria Than |
| | | | | | TLI | SW 6020A | TLD | 6/14/2006 | Victoria Than |
| | | | | | TLI | SW 6020A | SED | 6/14/2006 | Victoria Than |
| | | | | | TLI | SW 6020A | SBD | 6/14/2006 | Victoria Than |
| | | | | | TLI | SW 6020A | PBD | 6/14/2006 | Victoria Than |
| | | | | | TLI | SW 6020A | CDD | 6/14/2006 | Victoria Than |
| | | | | | TLI | SW 6020A | COBD | 6/14/2006 | Victoria Than |
| | | | | | TLI | SW 6020A | ASD | 6/14/2006 | Victoria Than |
| | | | | | TLI | SW 6020A | AGD | 6/14/2006 | Victoria Than |
| | | | | | TLI | SW 6020A | CUD | 6/14/2006 | Victoria Than |
| | | | | | TLI | SW 7199 | CR6 | 6/8/2006 | Jorge Arriaga |
| CW-04D | CW-04D-008 | Allan Erickson | 6/6/2006 | 8:40:00 AM | EMXT | EPA 120.1 | SC | 6/14/2006 | Jin Liu |
| | | | | | EMXT | EPA 150.1 | PH | 6/7/2006 | Romy Maragisan |
| | | | | | EMXT | EPA 160.1 | TDS | 6/12/2006 | Jin Liu |
| | | | | | EMXT | EPA 180.1 | TRB | 6/7/2006 | Romy Maragisan |
| | | | | | EMXT | EPA 300.0 | SO4 | 6/14/2006 | Cherry Dam |
| | | | | | EMXT | EPA 300.0 | CL | 6/14/2006 | Cherry Dam |
| | | | | | EMXT | EPA 300.0 | FL | 6/10/2006 | Cherry Dam |
| | | | | | EMXT | EPA 310.1 | ALKT | 6/12/2006 | Jay Kim |
| | | | | | EMXT | EPA 310.1 | ALKB | 6/12/2006 | Jay Kim |
| | | | | | EMXT | EPA 310.1 | ALKC | 6/12/2006 | Jay Kim |
| | | | | | EMXT | EPA 350.2 | NH3N | 6/14/2006 | Mary Jane |
| | | | | | EMXT | EPA 353.3 | NO3NO2N | 6/13/2006 | Kam Ng |
| | | | | | TLI | EPA 6010B | NAD | 6/14/2006 | Victoria Than |
| | | | | | TLI | EPA 6010B | ZND | 6/14/2006 | Victoria Than |
| | | | | | TLI | EPA 6010B | ALD | 6/14/2006 | Victoria Than |
| | | | | | TLI | EPA 6010B | BAD | 6/14/2006 | Victoria Than |
| | | | | | TLI | EPA 6010B | BD | 6/14/2006 | Victoria Than |
| | | | | | TLI | EPA 6010B | CAD | 6/14/2006 | Victoria Than |
| | | | | | TLI | EPA 6010B | CRTD | 6/15/2006 | Victoria Than |
| | | | | | TLI | EPA 6010B | FED | 6/14/2006 | Victoria Than |
| | | | | | TLI | EPA 6010B | KD | 6/14/2006 | Victoria Than |
| | | | | | TLI | EPA 6010B | MND | 6/14/2006 | Victoria Than |
| | | | | | TLI | EPA 6010B | NID | 6/14/2006 | Victoria Than |
| | | | | | TLI | EPA 6010B | MGD | 6/14/2006 | Victoria Than |
| | | | | | TLI | EPA 7470A | HGD | 6/9/2006 | Aksiniya Dimitrova |

TABLE 7

Board Order No. R7-2004-0103 WDR Monitoring Information for Groundwater Samples, First and Second Quarter 2006

*PG&E Topock Compliance Monitoring Program*

| Location | Sample ID | Sampler Name | Sample Date | Sample Time | Lab | Analysis Method | Parameter | Analysis Date | Lab Technician |
|---|---|---|---|---|---|---|---|---|---|
| CW-04D | CW-04D-008 | Allan Erickson | 6/6/2006 | 8:40:00 AM | TLI | SW 6020A | BED | 6/14/2006 | Victoria Than |
| | | | | | TLI | SW 6020A | ASD | 6/14/2006 | Victoria Than |
| | | | | | TLI | SW 6020A | CDD | 6/14/2006 | Victoria Than |
| | | | | | TLI | SW 6020A | COBD | 6/14/2006 | Victoria Than |
| | | | | | TLI | SW 6020A | CUD | 6/14/2006 | Victoria Than |
| | | | | | TLI | SW 6020A | MOD | 6/14/2006 | Victoria Than |
| | | | | | TLI | SW 6020A | PBD | 6/14/2006 | Victoria Than |
| | | | | | TLI | SW 6020A | SBD | 6/14/2006 | Victoria Than |
| | | | | | TLI | SW 6020A | SED | 6/14/2006 | Victoria Than |
| | | | | | TLI | SW 6020A | TLD | 6/14/2006 | Victoria Than |
| | | | | | TLI | SW 6020A | VD | 6/14/2006 | Victoria Than |
| | | | | | TLI | SW 6020A | AGD | 6/14/2006 | Victoria Than |
| | | | | | TLI | SW 7199 | CR6 | 6/6/2006 | Jorge Arriaga |
| CW-04M | CW-04M-008 | Allan Erickson | 6/6/2006 | 9:10:00 AM | EMXT | EPA 120.1 | SC | 6/14/2006 | Jin Liu |
| | | | | | EMXT | EPA 150.1 | PH | 6/7/2006 | Romy Maragisan |
| | | | | | EMXT | EPA 160.1 | TDS | 6/12/2006 | Jin Liu |
| | | | | | EMXT | EPA 180.1 | TRB | 6/7/2006 | Romy Maragisan |
| | | | | | EMXT | EPA 300.0 | CL | 6/14/2006 | Cherry Dam |
| | | | | | EMXT | EPA 300.0 | FL | 6/10/2006 | Cherry Dam |
| | | | | | EMXT | EPA 300.0 | SO4 | 6/14/2006 | Cherry Dam |
| | | | | | EMXT | EPA 310.1 | ALKB | 6/12/2006 | Jay Kim |
| | | | | | EMXT | EPA 310.1 | ALKC | 6/12/2006 | Jay Kim |
| | | | | | EMXT | EPA 310.1 | ALKT | 6/12/2006 | Jay Kim |
| | | | | | EMXT | EPA 350.2 | NH3N | 6/14/2006 | Mary Jane |
| | | | | | EMXT | EPA 353.3 | NO3NO2N | 6/13/2006 | Kam Ng |
| | | | | | TLI | EPA 6010B | MGD | 6/14/2006 | Victoria Than |
| | | | | | TLI | EPA 6010B | ZND | 6/14/2006 | Victoria Than |
| | | | | | TLI | EPA 6010B | BAD | 6/14/2006 | Victoria Than |
| | | | | | TLI | EPA 6010B | BD | 6/14/2006 | Victoria Than |
| | | | | | TLI | EPA 6010B | CAD | 6/14/2006 | Victoria Than |
| | | | | | TLI | EPA 6010B | CRTD | 6/15/2006 | Victoria Than |
| | | | | | TLI | EPA 6010B | KD | 6/14/2006 | Victoria Than |
| | | | | | TLI | EPA 6010B | MND | 6/14/2006 | Victoria Than |
| | | | | | TLI | EPA 6010B | NAD | 6/14/2006 | Victoria Than |
| | | | | | TLI | EPA 6010B | NID | 6/14/2006 | Victoria Than |
| | | | | | TLI | EPA 6010B | ALD | 6/14/2006 | Victoria Than |
| | | | | | TLI | EPA 6010B | FED | 6/14/2006 | Victoria Than |

TABLE 7

Board Order No. R7-2004-0103 WDR Monitoring Information for Groundwater Samples, First and Second Quarter 2006

*PG&E Topock Compliance Monitoring Program*

| Location | Sample ID | Sampler Name | Sample Date | Sample Time | Lab | Analysis Method | Parameter | Analysis Date | Lab Technician |
|---|---|---|---|---|---|---|---|---|---|
| CW-04M | CW-04M-008 | Allan Erickson | 6/6/2006 | 9:10:00 AM | TLI | EPA 7470A | HGD | 6/9/2006 | Aksiniya Dimitrova |
| | | | | | TLI | SW 6020A | AGD | 6/14/2006 | Victoria Than |
| | | | | | TLI | SW 6020A | BED | 6/14/2006 | Victoria Than |
| | | | | | TLI | SW 6020A | CDD | 6/14/2006 | Victoria Than |
| | | | | | TLI | SW 6020A | COBD | 6/14/2006 | Victoria Than |
| | | | | | TLI | SW 6020A | CUD | 6/14/2006 | Victoria Than |
| | | | | | TLI | SW 6020A | MOD | 6/14/2006 | Victoria Than |
| | | | | | TLI | SW 6020A | ASD | 6/14/2006 | Victoria Than |
| | | | | | TLI | SW 6020A | PBD | 6/14/2006 | Victoria Than |
| | | | | | TLI | SW 6020A | VD | 6/14/2006 | Victoria Than |
| | | | | | TLI | SW 6020A | SED | 6/14/2006 | Victoria Than |
| | | | | | TLI | SW 6020A | TLD | 6/14/2006 | Victoria Than |
| | | | | | TLI | SW 6020A | SBD | 6/14/2006 | Victoria Than |
| | | | | | TLI | SW 7199 | CR6 | 6/6/2006 | Jorge Arriaga |
| OW-01D | OW-01D-007 | Allan Erickson | 3/14/2006 | 12:12:00 PM | EMXT | EPA 120.1 | SC | 3/17/2006 | Jin Liu |
| | | | | | EMXT | EPA 150.1 | PH | 3/15/2006 | Jin Liu |
| | | | | | EMXT | EPA 160.1 | TDS | 3/21/2006 | Gigi Ng |
| | | | | | EMXT | EPA 180.1 | TRB | 3/16/2006 | Romy Maragisan |
| | | | | | EMXT | EPA 300.0 | CL | 3/29/2006 | Cherry Dam |
| | | | | | EMXT | EPA 300.0 | SO4 | 3/29/2006 | Cherry Dam |
| | | | | | EMXT | EPA 300.0 | FL | 3/27/2006 | Cherry Dam |
| | | | | | EMXT | EPA 310.1 | ALKT | 3/20/2006 | Jin Liu |
| | | | | | EMXT | EPA 310.1 | ALKC | 3/20/2006 | Jin Liu |
| | | | | | EMXT | EPA 310.1 | ALKB | 3/20/2006 | Jin Liu |
| | | | | | EMXT | EPA 350.2 | NH3N | 3/23/2006 | Jin Liu |
| | | | | | EMXT | EPA 353.3 | NO3NO2N | 3/24/2006 | Gigi Ng |
| | | | | | TLI | EPA 6010B | KD | 3/21/2006 | Riddhi Patel |
| | | | | | TLI | EPA 6010B | FED | 3/22/2006 | Riddhi Patel |
| | | | | | TLI | EPA 6010B | CRTD | 3/15/2006 | Riddhi Patel |
| | | | | | TLI | EPA 6010B | BAD | 3/22/2006 | Riddhi Patel |
| | | | | | TLI | EPA 6010B | BD | 3/22/2006 | Riddhi Patel |
| | | | | | TLI | EPA 6010B | MND | 3/22/2006 | Riddhi Patel |
| | | | | | TLI | EPA 6010B | ZND | 3/22/2006 | Riddhi Patel |
| | | | | | TLI | EPA 6010B | NID | 3/22/2006 | Riddhi Patel |
| | | | | | TLI | EPA 6010B | MGD | 3/21/2006 | Riddhi Patel |
| | | | | | TLI | EPA 6010B | NAD | 3/21/2006 | Riddhi Patel |
| | | | | | TLI | EPA 6010B | CAD | 3/21/2006 | Riddhi Patel |

TABLE 7

Board Order No. R7-2004-0103 WDR Monitoring Information for Groundwater Samples, First and Second Quarter 2006

*PG&E Topock Compliance Monitoring Program*

| Location | Sample ID | Sampler Name | Sample Date | Sample Time | Lab | Analysis Method | Parameter | Analysis Date | Lab Technician |
|---|---|---|---|---|---|---|---|---|---|
| OW-01D | OW-01D-007 | Allan Erickson | 3/14/2006 | 12:12:00 PM | TLI | EPA 6010B | ALD | 3/22/2006 | Riddhi Patel |
| | | | | | TLI | EPA 7470A | HGD | 3/22/2006 | Aksiniya Dimitrova |
| | | | | | TLI | SW 6020A | PBD | 3/22/2006 | Victoria Than |
| | | | | | TLI | SW 6020A | BED | 3/23/2006 | Victoria Than |
| | | | | | TLI | SW 6020A | ASD | 3/22/2006 | Victoria Than |
| | | | | | TLI | SW 6020A | CUD | 3/22/2006 | Victoria Than |
| | | | | | TLI | SW 6020A | CDD | 3/22/2006 | Victoria Than |
| | | | | | TLI | SW 6020A | VD | 3/22/2006 | Victoria Than |
| | | | | | TLI | SW 6020A | TLD | 3/22/2006 | Victoria Than |
| | | | | | TLI | SW 6020A | SED | 3/22/2006 | Victoria Than |
| | | | | | TLI | SW 6020A | AGD | 3/22/2006 | Victoria Than |
| | | | | | TLI | SW 6020A | COBD | 3/22/2006 | Victoria Than |
| | | | | | TLI | SW 6020A | SBD | 3/22/2006 | Victoria Than |
| | | | | | TLI | SW 6020A | MOD | 3/22/2006 | Victoria Than |
| | | | | | TLI | SW 7199 | CR6 | 3/14/2006 | Jorge Arriaga |
| OW-01D | OW-01D-008 | Allan Erickson | 6/6/2006 | 8:29:00 AM | EMXT | EPA 120.1 | SC | 6/14/2006 | Jin Liu |
| | | | | | EMXT | EPA 150.1 | PH | 6/7/2006 | Romy Maragisan |
| | | | | | EMXT | EPA 160.1 | TDS | 6/12/2006 | Jin Liu |
| | | | | | EMXT | EPA 180.1 | TRB | 6/7/2006 | Romy Maragisan |
| | | | | | EMXT | EPA 300.0 | CL | 6/14/2006 | Cherry Dam |
| | | | | | EMXT | EPA 300.0 | FL | 6/10/2006 | Cherry Dam |
| | | | | | EMXT | EPA 300.0 | SO4 | 6/14/2006 | Cherry Dam |
| | | | | | EMXT | EPA 310.1 | ALKT | 6/12/2006 | Jay Kim |
| | | | | | EMXT | EPA 310.1 | ALKB | 6/12/2006 | Jay Kim |
| | | | | | EMXT | EPA 310.1 | ALKC | 6/12/2006 | Jay Kim |
| | | | | | EMXT | EPA 350.2 | NH3N | 6/14/2006 | Mary Jane |
| | | | | | EMXT | EPA 353.3 | NO3NO2N | 6/13/2006 | Kam Ng |
| | | | | | TLI | EPA 6010B | MND | 6/14/2006 | Victoria Than |
| | | | | | TLI | EPA 6010B | ZND | 6/14/2006 | Victoria Than |
| | | | | | TLI | EPA 6010B | NAD | 6/14/2006 | Victoria Than |
| | | | | | TLI | EPA 6010B | MGD | 6/14/2006 | Victoria Than |
| | | | | | TLI | EPA 6010B | KD | 6/14/2006 | Victoria Than |
| | | | | | TLI | EPA 6010B | FED | 6/14/2006 | Victoria Than |
| | | | | | TLI | EPA 6010B | CRTD | 6/15/2006 | Victoria Than |
| | | | | | TLI | EPA 6010B | CAD | 6/14/2006 | Victoria Than |
| | | | | | TLI | EPA 6010B | BD | 6/14/2006 | Victoria Than |
| | | | | | TLI | EPA 6010B | BAD | 6/14/2006 | Victoria Than |

TABLE 7

Board Order No. R7-2004-0103 WDR Monitoring Information for Groundwater Samples, First and Second Quarter 2006

*PG&E Topock Compliance Monitoring Program*

| Location | Sample ID | Sampler Name | Sample Date | Sample Time | Lab | Analysis Method | Parameter | Analysis Date | Lab Technician |
|---|---|---|---|---|---|---|---|---|---|
| OW-01D | OW-01D-008 | Allan Erickson | 6/6/2006 | 8:29:00 AM | TLI | EPA 6010B | ALD | 6/14/2006 | Victoria Than |
| | | | | | TLI | EPA 6010B | NID | 6/14/2006 | Victoria Than |
| | | | | | TLI | EPA 7470A | HGD | 6/9/2006 | Aksiniya Dimitrova |
| | | | | | TLI | SW 6020A | TLD | 6/14/2006 | Victoria Than |
| | | | | | TLI | SW 6020A | VD | 6/14/2006 | Victoria Than |
| | | | | | TLI | SW 6020A | SED | 6/14/2006 | Victoria Than |
| | | | | | TLI | SW 6020A | PBD | 6/14/2006 | Victoria Than |
| | | | | | TLI | SW 6020A | MOD | 6/14/2006 | Victoria Than |
| | | | | | TLI | SW 6020A | CUD | 6/14/2006 | Victoria Than |
| | | | | | TLI | SW 6020A | COBD | 6/14/2006 | Victoria Than |
| | | | | | TLI | SW 6020A | CDD | 6/14/2006 | Victoria Than |
| | | | | | TLI | SW 6020A | AGD | 6/14/2006 | Victoria Than |
| | | | | | TLI | SW 6020A | ASD | 6/14/2006 | Victoria Than |
| | | | | | TLI | SW 6020A | SBD | 6/14/2006 | Victoria Than |
| | | | | | TLI | SW 6020A | BED | 6/14/2006 | Victoria Than |
| | | | | | TLI | SW 7199 | CR6 | 6/7/2006 | Jorge Arriaga |
| OW-01M | OW-01M-007 | Allan Erickson | 3/14/2006 | 12:50:00 PM | EMXT | EPA 120.1 | SC | 3/17/2006 | Jin Liu |
| | | | | | EMXT | EPA 150.1 | PH | 3/15/2006 | Jin Liu |
| | | | | | EMXT | EPA 160.1 | TDS | 3/21/2006 | Gigi Ng |
| | | | | | EMXT | EPA 180.1 | TRB | 3/16/2006 | Romy Maragisan |
| | | | | | EMXT | EPA 300.0 | SO4 | 3/29/2006 | Cherry Dam |
| | | | | | EMXT | EPA 300.0 | FL | 3/27/2006 | Cherry Dam |
| | | | | | EMXT | EPA 300.0 | CL | 3/29/2006 | Cherry Dam |
| | | | | | EMXT | EPA 310.1 | ALKC | 3/20/2006 | Jin Liu |
| | | | | | EMXT | EPA 310.1 | ALKB | 3/20/2006 | Jin Liu |
| | | | | | EMXT | EPA 310.1 | ALKT | 3/20/2006 | Jin Liu |
| | | | | | EMXT | EPA 350.2 | NH3N | 3/23/2006 | Jin Liu |
| | | | | | EMXT | EPA 353.3 | NO3NO2N | 3/24/2006 | Gigi Ng |
| | | | | | TLI | EPA 6010B | FED | 3/22/2006 | Riddhi Patel |
| | | | | | TLI | EPA 6010B | BAD | 3/22/2006 | Riddhi Patel |
| | | | | | TLI | EPA 6010B | CAD | 3/21/2006 | Riddhi Patel |
| | | | | | TLI | EPA 6010B | ALD | 3/22/2006 | Riddhi Patel |
| | | | | | TLI | EPA 6010B | KD | 3/21/2006 | Riddhi Patel |
| | | | | | TLI | EPA 6010B | MND | 3/22/2006 | Riddhi Patel |
| | | | | | TLI | EPA 6010B | NAD | 3/21/2006 | Riddhi Patel |
| | | | | | TLI | EPA 6010B | NID | 3/22/2006 | Riddhi Patel |
| | | | | | TLI | EPA 6010B | CRTD | 3/15/2006 | Riddhi Patel |

TABLE 7

Board Order No. R7-2004-0103 WDR Monitoring Information for Groundwater Samples, First and Second Quarter 2006

*PG&E Topock Compliance Monitoring Program*

| Location | Sample ID | Sampler Name | Sample Date | Sample Time | Lab | Analysis Method | Parameter | Analysis Date | Lab Technician |
|---|---|---|---|---|---|---|---|---|---|
| OW-01M | OW-01M-007 | Allan Erickson | 3/14/2006 | 12:50:00 PM | TLI | EPA 6010B | ZND | 3/22/2006 | Riddhi Patel |
| | | | | | TLI | EPA 6010B | BD | 3/22/2006 | Riddhi Patel |
| | | | | | TLI | EPA 6010B | MGD | 3/21/2006 | Riddhi Patel |
| | | | | | TLI | EPA 7470A | HGD | 3/22/2006 | Aksiniya Dimitrova |
| | | | | | TLI | SW 6020A | PBD | 3/22/2006 | Victoria Than |
| | | | | | TLI | SW 6020A | ASD | 3/22/2006 | Victoria Than |
| | | | | | TLI | SW 6020A | VD | 3/22/2006 | Victoria Than |
| | | | | | TLI | SW 6020A | TLD | 3/22/2006 | Victoria Than |
| | | | | | TLI | SW 6020A | BED | 3/23/2006 | Victoria Than |
| | | | | | TLI | SW 6020A | SBD | 3/22/2006 | Victoria Than |
| | | | | | TLI | SW 6020A | CUD | 3/22/2006 | Victoria Than |
| | | | | | TLI | SW 6020A | COBD | 3/22/2006 | Victoria Than |
| | | | | | TLI | SW 6020A | CDD | 3/22/2006 | Victoria Than |
| | | | | | TLI | SW 6020A | AGD | 3/22/2006 | Victoria Than |
| | | | | | TLI | SW 6020A | MOD | 3/22/2006 | Victoria Than |
| | | | | | TLI | SW 6020A | SED | 3/22/2006 | Victoria Than |
| | | | | | TLI | SW 7199 | CR6 | 3/14/2006 | Jorge Arriaga |
| OW-01M | OW-01M-008 | Allan Erickson | 6/6/2006 | 10:00:00 AM | EMXT | EPA 120.1 | SC | 6/14/2006 | Jin Liu |
| | | | | | EMXT | EPA 150.1 | PH | 6/7/2006 | Romy Maragisan |
| | | | | | EMXT | EPA 160.1 | TDS | 6/12/2006 | Jin Liu |
| | | | | | EMXT | EPA 180.1 | TRB | 6/7/2006 | Romy Maragisan |
| | | | | | EMXT | EPA 300.0 | SO4 | 6/14/2006 | Cherry Dam |
| | | | | | EMXT | EPA 300.0 | FL | 6/10/2006 | Cherry Dam |
| | | | | | EMXT | EPA 300.0 | CL | 6/14/2006 | Cherry Dam |
| | | | | | EMXT | EPA 310.1 | ALKB | 6/12/2006 | Jay Kim |
| | | | | | EMXT | EPA 310.1 | ALKT | 6/12/2006 | Jay Kim |
| | | | | | EMXT | EPA 310.1 | ALKC | 6/12/2006 | Jay Kim |
| | | | | | EMXT | EPA 350.2 | NH3N | 6/14/2006 | Mary Jane |
| | | | | | EMXT | EPA 353.3 | NO3NO2N | 6/13/2006 | Kam Ng |
| | | | | | TLI | EPA 6010B | NID | 6/14/2006 | Victoria Than |
| | | | | | TLI | EPA 6010B | ZND | 6/14/2006 | Victoria Than |
| | | | | | TLI | EPA 6010B | NAD | 6/14/2006 | Victoria Than |
| | | | | | TLI | EPA 6010B | MND | 6/14/2006 | Victoria Than |
| | | | | | TLI | EPA 6010B | MGD | 6/14/2006 | Victoria Than |
| | | | | | TLI | EPA 6010B | KD | 6/14/2006 | Victoria Than |
| | | | | | TLI | EPA 6010B | FED | 6/14/2006 | Victoria Than |
| | | | | | TLI | EPA 6010B | CRTD | 6/16/2006 | Victoria Than |

TABLE 7

Board Order No. R7-2004-0103 WDR Monitoring Information for Groundwater Samples, First and Second Quarter 2006

*PG&E Topock Compliance Monitoring Program*

| Location | Sample ID | Sampler Name | Sample Date | Sample Time | Lab | Analysis Method | Parameter | Analysis Date | Lab Technician |
|---|---|---|---|---|---|---|---|---|---|
| OW-01M | OW-01M-008 | Allan Erickson | 6/6/2006 | 10:00:00 AM | TLI | EPA 6010B | CAD | 6/14/2006 | Victoria Than |
| | | | | | TLI | EPA 6010B | BD | 6/14/2006 | Victoria Than |
| | | | | | TLI | EPA 6010B | BAD | 6/14/2006 | Victoria Than |
| | | | | | TLI | EPA 6010B | ALD | 6/14/2006 | Victoria Than |
| | | | | | TLI | EPA 7470A | HGD | 6/9/2006 | Aksiniya Dimitrova |
| | | | | | TLI | SW 6020A | BED | 6/14/2006 | Victoria Than |
| | | | | | TLI | SW 6020A | CUD | 6/14/2006 | Victoria Than |
| | | | | | TLI | SW 6020A | COBD | 6/14/2006 | Victoria Than |
| | | | | | TLI | SW 6020A | MOD | 6/14/2006 | Victoria Than |
| | | | | | TLI | SW 6020A | TLD | 6/14/2006 | Victoria Than |
| | | | | | TLI | SW 6020A | AGD | 6/14/2006 | Victoria Than |
| | | | | | TLI | SW 6020A | SED | 6/14/2006 | Victoria Than |
| | | | | | TLI | SW 6020A | ASD | 6/14/2006 | Victoria Than |
| | | | | | TLI | SW 6020A | VD | 6/14/2006 | Victoria Than |
| | | | | | TLI | SW 6020A | CDD | 6/14/2006 | Victoria Than |
| | | | | | TLI | SW 6020A | SBD | 6/14/2006 | Victoria Than |
| | | | | | TLI | SW 6020A | PBD | 6/14/2006 | Victoria Than |
| | | | | | TLI | SW 7199 | CR6 | 6/7/2006 | Jorge Arriaga |
| OW-01S | OW-01S-007 | Allan Erickson | 3/15/2006 | 2:06:00 PM | EMXT | EPA 120.1 | SC | 3/23/2006 | Jin Liu |
| | | | | | EMXT | EPA 150.1 | PH | 3/16/2006 | Jin Liu |
| | | | | | EMXT | EPA 160.1 | TDS | 3/21/2006 | Gigi Ng |
| | | | | | EMXT | EPA 180.1 | TRB | 3/17/2006 | Romy Maragisan |
| | | | | | EMXT | EPA 300.0 | CL | 3/28/2006 | Cherry Dam |
| | | | | | EMXT | EPA 300.0 | FL | 3/24/2006 | Cherry Dam |
| | | | | | EMXT | EPA 300.0 | SO4 | 3/28/2006 | Cherry Dam |
| | | | | | EMXT | EPA 310.1 | ALKC | 3/21/2006 | Jin Liu |
| | | | | | EMXT | EPA 310.1 | ALKB | 3/21/2006 | Jin Liu |
| | | | | | EMXT | EPA 310.1 | ALKT | 3/21/2006 | Jin Liu |
| | | | | | EMXT | EPA 350.2 | NH3N | 3/23/2006 | Jin Liu |
| | | | | | EMXT | EPA 353.3 | NO3NO2N | 3/24/2006 | Gigi Ng |
| | | | | | TLI | EPA 6010B | NAD | 3/21/2006 | Riddhi Patel |
| | | | | | TLI | EPA 6010B | ALD | 3/22/2006 | Riddhi Patel |
| | | | | | TLI | EPA 6010B | MND | 3/22/2006 | Riddhi Patel |
| | | | | | TLI | EPA 6010B | MGD | 3/21/2006 | Riddhi Patel |
| | | | | | TLI | EPA 6010B | KD | 3/21/2006 | Riddhi Patel |
| | | | | | TLI | EPA 6010B | FED | 3/22/2006 | Riddhi Patel |
| | | | | | TLI | EPA 6010B | CRTD | 3/20/2006 | Riddhi Patel |

TABLE 7

Board Order No. R7-2004-0103 WDR Monitoring Information for Groundwater Samples, First and Second Quarter 2006

*PG&E Topock Compliance Monitoring Program*

| Location | Sample ID | Sampler Name | Sample Date | Sample Time | Lab | Analysis Method | Parameter | Analysis Date | Lab Technician |
|---|---|---|---|---|---|---|---|---|---|
| OW-01S | OW-01S-007 | Allan Erickson | 3/15/2006 | 2:06:00 PM | TLI | EPA 6010B | CAD | 3/21/2006 | Riddhi Patel |
| | | | | | TLI | EPA 6010B | BAD | 3/22/2006 | Riddhi Patel |
| | | | | | TLI | EPA 6010B | ZND | 3/22/2006 | Riddhi Patel |
| | | | | | TLI | EPA 6010B | NID | 3/22/2006 | Riddhi Patel |
| | | | | | TLI | EPA 6010B | BD | 3/22/2006 | Riddhi Patel |
| | | | | | TLI | EPA 7470A | HGD | 3/22/2006 | Aksiniya Dimitrova |
| | | | | | TLI | SW 6020A | AGD | 3/22/2006 | Victoria Than |
| | | | | | TLI | SW 6020A | ASD | 3/22/2006 | Victoria Than |
| | | | | | TLI | SW 6020A | CUD | 3/22/2006 | Victoria Than |
| | | | | | TLI | SW 6020A | MOD | 3/22/2006 | Victoria Than |
| | | | | | TLI | SW 6020A | PBD | 3/22/2006 | Victoria Than |
| | | | | | TLI | SW 6020A | SBD | 3/22/2006 | Victoria Than |
| | | | | | TLI | SW 6020A | SED | 3/22/2006 | Victoria Than |
| | | | | | TLI | SW 6020A | TLD | 3/22/2006 | Victoria Than |
| | | | | | TLI | SW 6020A | VD | 3/22/2006 | Victoria Than |
| | | | | | TLI | SW 6020A | BED | 3/23/2006 | Victoria Than |
| | | | | | TLI | SW 6020A | COBD | 3/22/2006 | Victoria Than |
| | | | | | TLI | SW 6020A | CDD | 3/22/2006 | Victoria Than |
| | | | | | TLI | SW 7199 | CR6 | 3/16/2006 | Vanno Kho |
| OW-01S | OW-01S-008 | Allan Erickson | 6/6/2006 | 11:00:00 AM | EMXT | EPA 120.1 | SC | 6/14/2006 | Jin Liu |
| | | | | | EMXT | EPA 150.1 | PH | 6/7/2006 | Romy Maragisan |
| | | | | | EMXT | EPA 160.1 | TDS | 6/12/2006 | Jin Liu |
| | | | | | EMXT | EPA 180.1 | TRB | 6/7/2006 | Romy Maragisan |
| | | | | | EMXT | EPA 300.0 | SO4 | 6/14/2006 | Cherry Dam |
| | | | | | EMXT | EPA 300.0 | CL | 6/14/2006 | Cherry Dam |
| | | | | | EMXT | EPA 300.0 | FL | 6/10/2006 | Cherry Dam |
| | | | | | EMXT | EPA 310.1 | ALKB | 6/12/2006 | Jay Kim |
| | | | | | EMXT | EPA 310.1 | ALKC | 6/12/2006 | Jay Kim |
| | | | | | EMXT | EPA 310.1 | ALKT | 6/12/2006 | Jay Kim |
| | | | | | EMXT | EPA 350.2 | NH3N | 6/14/2006 | Mary Jane |
| | | | | | EMXT | EPA 353.3 | NO3NO2N | 6/13/2006 | Kam Ng |
| | | | | | TLI | EPA 6010B | ZND | 6/14/2006 | Victoria Than |
| | | | | | TLI | EPA 6010B | NID | 6/14/2006 | Victoria Than |
| | | | | | TLI | EPA 6010B | NAD | 6/14/2006 | Victoria Than |
| | | | | | TLI | EPA 6010B | MND | 6/14/2006 | Victoria Than |
| | | | | | TLI | EPA 6010B | MGD | 6/14/2006 | Victoria Than |
| | | | | | TLI | EPA 6010B | KD | 6/14/2006 | Victoria Than |

TABLE 7

Board Order No. R7-2004-0103 WDR Monitoring Information for Groundwater Samples, First and Second Quarter 2006

*PG&E Topock Compliance Monitoring Program*

| Location | Sample ID | Sampler Name | Sample Date | Sample Time | Lab | Analysis Method | Parameter | Analysis Date | Lab Technician |
|---|---|---|---|---|---|---|---|---|---|
| OW-01S | OW-01S-008 | Allan Erickson | 6/6/2006 | 11:00:00 AM | TLI | EPA 6010B | FED | 6/14/2006 | Victoria Than |
| | | | | | TLI | EPA 6010B | CRTD | 6/15/2006 | Victoria Than |
| | | | | | TLI | EPA 6010B | CAD | 6/14/2006 | Victoria Than |
| | | | | | TLI | EPA 6010B | BD | 6/14/2006 | Victoria Than |
| | | | | | TLI | EPA 6010B | BAD | 6/14/2006 | Victoria Than |
| | | | | | TLI | EPA 6010B | ALD | 6/14/2006 | Victoria Than |
| | | | | | TLI | EPA 7470A | HGD | 6/9/2006 | Aksiniya Dimitrova |
| | | | | | TLI | SW 6020A | CUD | 6/14/2006 | Victoria Than |
| | | | | | TLI | SW 6020A | VD | 6/14/2006 | Victoria Than |
| | | | | | TLI | SW 6020A | AGD | 6/14/2006 | Victoria Than |
| | | | | | TLI | SW 6020A | ASD | 6/14/2006 | Victoria Than |
| | | | | | TLI | SW 6020A | BED | 6/14/2006 | Victoria Than |
| | | | | | TLI | SW 6020A | CDD | 6/14/2006 | Victoria Than |
| | | | | | TLI | SW 6020A | COBD | 6/14/2006 | Victoria Than |
| | | | | | TLI | SW 6020A | MOD | 6/14/2006 | Victoria Than |
| | | | | | TLI | SW 6020A | SBD | 6/14/2006 | Victoria Than |
| | | | | | TLI | SW 6020A | SED | 6/14/2006 | Victoria Than |
| | | | | | TLI | SW 6020A | TLD | 6/14/2006 | Victoria Than |
| | | | | | TLI | SW 6020A | PBD | 6/14/2006 | Victoria Than |
| | | | | | TLI | SW 7199 | CR6 | 6/7/2006 | Jorge Arriaga |
| OW-02D | OW-02D-007 | Allan Erickson | 3/14/2006 | 3:10:00 PM | EMXT | EPA 120.1 | SC | 3/17/2006 | Jin Liu |
| | | | | | EMXT | EPA 150.1 | PH | 3/15/2006 | Jin Liu |
| | | | | | EMXT | EPA 160.1 | TDS | 3/21/2006 | Gigi Ng |
| | | | | | EMXT | EPA 180.1 | TRB | 3/16/2006 | Romy Maragisan |
| | | | | | EMXT | EPA 300.0 | CL | 3/29/2006 | Cherry Dam |
| | | | | | EMXT | EPA 300.0 | FL | 3/27/2006 | Cherry Dam |
| | | | | | EMXT | EPA 300.0 | SO4 | 3/29/2006 | Cherry Dam |
| | | | | | EMXT | EPA 310.1 | ALKB | 3/20/2006 | Jin Liu |
| | | | | | EMXT | EPA 310.1 | ALKC | 3/20/2006 | Jin Liu |
| | | | | | EMXT | EPA 310.1 | ALKT | 3/20/2006 | Jin Liu |
| | | | | | EMXT | EPA 350.2 | NH3N | 3/23/2006 | Jin Liu |
| | | | | | EMXT | EPA 353.3 | NO3NO2N | 3/24/2006 | Gigi Ng |
| | | | | | TLI | EPA 6010B | BD | 3/22/2006 | Riddhi Patel |
| | | | | | TLI | EPA 6010B | BAD | 3/22/2006 | Riddhi Patel |
| | | | | | TLI | EPA 6010B | ALD | 3/22/2006 | Riddhi Patel |
| | | | | | TLI | EPA 6010B | CAD | 3/21/2006 | Riddhi Patel |
| | | | | | TLI | EPA 6010B | CRTD | 3/15/2006 | Riddhi Patel |

TABLE 7

Board Order No. R7-2004-0103 WDR Monitoring Information for Groundwater Samples, First and Second Quarter 2006

*PG&E Topock Compliance Monitoring Program*

| Location | Sample ID | Sampler Name | Sample Date | Sample Time | Lab | Analysis Method | Parameter | Analysis Date | Lab Technician |
|---|---|---|---|---|---|---|---|---|---|
| OW-02D | OW-02D-007 | Allan Erickson | 3/14/2006 | 3:10:00 PM | TLI | EPA 6010B | FED | 3/22/2006 | Riddhi Patel |
| | | | | | TLI | EPA 6010B | KD | 3/21/2006 | Riddhi Patel |
| | | | | | TLI | EPA 6010B | MGD | 3/21/2006 | Riddhi Patel |
| | | | | | TLI | EPA 6010B | MND | 3/22/2006 | Riddhi Patel |
| | | | | | TLI | EPA 6010B | NAD | 3/21/2006 | Riddhi Patel |
| | | | | | TLI | EPA 6010B | NID | 3/22/2006 | Riddhi Patel |
| | | | | | TLI | EPA 6010B | ZND | 3/22/2006 | Riddhi Patel |
| | | | | | TLI | EPA 7470A | HGD | 3/22/2006 | Aksiniya Dimitrova |
| | | | | | TLI | SW 6020A | AGD | 3/22/2006 | Victoria Than |
| | | | | | TLI | SW 6020A | SED | 3/22/2006 | Victoria Than |
| | | | | | TLI | SW 6020A | ASD | 3/22/2006 | Victoria Than |
| | | | | | TLI | SW 6020A | BED | 3/23/2006 | Victoria Than |
| | | | | | TLI | SW 6020A | CDD | 3/22/2006 | Victoria Than |
| | | | | | TLI | SW 6020A | COBD | 3/22/2006 | Victoria Than |
| | | | | | TLI | SW 6020A | CUD | 3/22/2006 | Victoria Than |
| | | | | | TLI | SW 6020A | MOD | 3/22/2006 | Victoria Than |
| | | | | | TLI | SW 6020A | TLD | 3/22/2006 | Victoria Than |
| | | | | | TLI | SW 6020A | PBD | 3/22/2006 | Victoria Than |
| | | | | | TLI | SW 6020A | SBD | 3/22/2006 | Victoria Than |
| | | | | | TLI | SW 6020A | VD | 3/22/2006 | Victoria Than |
| | | | | | TLI | SW 7199 | CR6 | 3/15/2006 | Jorge Arriaga |
| OW-02D | OW-02D-008 | Allan Erickson | 6/7/2006 | 8:52:00 AM | EMXT | EPA 120.1 | SC | 6/14/2006 | Jin Liu |
| | | | | | EMXT | EPA 150.1 | PH | 6/8/2006 | Romy Maragisan |
| | | | | | EMXT | EPA 160.1 | TDS | 6/13/2006 | Jin Liu |
| | | | | | EMXT | EPA 180.1 | TRB | 6/8/2006 | Romy Maragisan |
| | | | | | EMXT | EPA 300.0 | CL | 6/13/2006 | Cherry Dam |
| | | | | | EMXT | EPA 300.0 | SO4 | 6/13/2006 | Cherry Dam |
| | | | | | EMXT | EPA 300.0 | FL | 6/10/2006 | Cherry Dam |
| | | | | | EMXT | EPA 310.1 | ALKB | 6/12/2006 | Jay Kim |
| | | | | | EMXT | EPA 310.1 | ALKC | 6/12/2006 | Jay Kim |
| | | | | | EMXT | EPA 310.1 | ALKT | 6/12/2006 | Jay Kim |
| | | | | | EMXT | EPA 350.2 | NH3N | 6/14/2006 | Mary Jane |
| | | | | | EMXT | EPA 353.3 | NO3NO2N | 6/13/2006 | Kam Ng |
| | | | | | TLI | EPA 6010B | CAD | 6/14/2006 | Victoria Than |
| | | | | | TLI | EPA 6010B | ALD | 6/14/2006 | Victoria Than |
| | | | | | TLI | EPA 6010B | BD | 6/14/2006 | Victoria Than |
| | | | | | TLI | EPA 6010B | CRTD | 6/16/2006 | Victoria Than |

TABLE 7

Board Order No. R7-2004-0103 WDR Monitoring Information for Groundwater Samples, First and Second Quarter 2006

*PG&E Topock Compliance Monitoring Program*

| Location | Sample ID | Sampler Name | Sample Date | Sample Time | Lab | Analysis Method | Parameter | Analysis Date | Lab Technician |
|---|---|---|---|---|---|---|---|---|---|
| OW-02D | OW-02D-008 | Allan Erickson | 6/7/2006 | 8:52:00 AM | TLI | EPA 6010B | FED | 6/14/2006 | Victoria Than |
| | | | | | TLI | EPA 6010B | KD | 6/14/2006 | Victoria Than |
| | | | | | TLI | EPA 6010B | MGD | 6/14/2006 | Victoria Than |
| | | | | | TLI | EPA 6010B | MND | 6/14/2006 | Victoria Than |
| | | | | | TLI | EPA 6010B | NAD | 6/14/2006 | Victoria Than |
| | | | | | TLI | EPA 6010B | NID | 6/14/2006 | Victoria Than |
| | | | | | TLI | EPA 6010B | ZND | 6/14/2006 | Victoria Than |
| | | | | | TLI | EPA 6010B | BAD | 6/14/2006 | Victoria Than |
| | | | | | TLI | EPA 7470A | HGD | 6/9/2006 | Aksiniya Dimitrova |
| | | | | | TLI | SW 6020A | PBD | 6/14/2006 | Victoria Than |
| | | | | | TLI | SW 6020A | MOD | 6/14/2006 | Victoria Than |
| | | | | | TLI | SW 6020A | CUD | 6/14/2006 | Victoria Than |
| | | | | | TLI | SW 6020A | COBD | 6/14/2006 | Victoria Than |
| | | | | | TLI | SW 6020A | CDD | 6/14/2006 | Victoria Than |
| | | | | | TLI | SW 6020A | BED | 6/14/2006 | Victoria Than |
| | | | | | TLI | SW 6020A | ASD | 6/14/2006 | Victoria Than |
| | | | | | TLI | SW 6020A | AGD | 6/14/2006 | Victoria Than |
| | | | | | TLI | SW 6020A | SED | 6/14/2006 | Victoria Than |
| | | | | | TLI | SW 6020A | TLD | 6/14/2006 | Victoria Than |
| | | | | | TLI | SW 6020A | VD | 6/14/2006 | Victoria Than |
| | | | | | TLI | SW 6020A | SBD | 6/14/2006 | Victoria Than |
| | | | | | TLI | SW 7199 | CR6 | 6/7/2006 | Ali Kharrazi |
| OW-02M | OW-02M-007 | Allan Erickson | 3/14/2006 | 1:52:00 PM | EMXT | EPA 120.1 | SC | 3/17/2006 | Jin Liu |
| | | | | | EMXT | EPA 150.1 | PH | 3/15/2006 | Jin Liu |
| | | | | | EMXT | EPA 160.1 | TDS | 3/21/2006 | Gigi Ng |
| | | | | | EMXT | EPA 180.1 | TRB | 3/16/2006 | Romy Maragisan |
| | | | | | EMXT | EPA 300.0 | SO4 | 3/29/2006 | Cherry Dam |
| | | | | | EMXT | EPA 300.0 | FL | 3/27/2006 | Cherry Dam |
| | | | | | EMXT | EPA 300.0 | CL | 3/29/2006 | Cherry Dam |
| | | | | | EMXT | EPA 310.1 | ALKB | 3/20/2006 | Jin Liu |
| | | | | | EMXT | EPA 310.1 | ALKC | 3/20/2006 | Jin Liu |
| | | | | | EMXT | EPA 310.1 | ALKT | 3/20/2006 | Jin Liu |
| | | | | | EMXT | EPA 350.2 | NH3N | 3/23/2006 | Jin Liu |
| | | | | | EMXT | EPA 353.3 | NO3NO2N | 3/24/2006 | Gigi Ng |
| | | | | | TLI | EPA 6010B | BAD | 3/22/2006 | Riddhi Patel |
| | | | | | TLI | EPA 6010B | ZND | 3/22/2006 | Riddhi Patel |
| | | | | | TLI | EPA 6010B | NID | 3/22/2006 | Riddhi Patel |

TABLE 7

Board Order No. R7-2004-0103 WDR Monitoring Information for Groundwater Samples, First and Second Quarter 2006

*PG&E Topock Compliance Monitoring Program*

| Location | Sample ID | Sampler Name | Sample Date | Sample Time | Lab | Analysis Method | Parameter | Analysis Date | Lab Technician |
|---|---|---|---|---|---|---|---|---|---|
| OW-02M | OW-02M-007 | Allan Erickson | 3/14/2006 | 1:52:00 PM | TLI | EPA 6010B | NAD | 3/21/2006 | Riddhi Patel |
| | | | | | TLI | EPA 6010B | MND | 3/22/2006 | Riddhi Patel |
| | | | | | TLI | EPA 6010B | MGD | 3/21/2006 | Riddhi Patel |
| | | | | | TLI | EPA 6010B | KD | 3/21/2006 | Riddhi Patel |
| | | | | | TLI | EPA 6010B | FED | 3/22/2006 | Riddhi Patel |
| | | | | | TLI | EPA 6010B | CRTD | 3/15/2006 | Riddhi Patel |
| | | | | | TLI | EPA 6010B | CAD | 3/21/2006 | Riddhi Patel |
| | | | | | TLI | EPA 6010B | ALD | 3/22/2006 | Riddhi Patel |
| | | | | | TLI | EPA 6010B | BD | 3/22/2006 | Riddhi Patel |
| | | | | | TLI | EPA 7470A | HGD | 3/22/2006 | Aksiniya Dimitrova |
| | | | | | TLI | SW 6020A | VD | 3/22/2006 | Victoria Than |
| | | | | | TLI | SW 6020A | TLD | 3/22/2006 | Victoria Than |
| | | | | | TLI | SW 6020A | SED | 3/22/2006 | Victoria Than |
| | | | | | TLI | SW 6020A | SBD | 3/22/2006 | Victoria Than |
| | | | | | TLI | SW 6020A | PBD | 3/22/2006 | Victoria Than |
| | | | | | TLI | SW 6020A | MOD | 3/22/2006 | Victoria Than |
| | | | | | TLI | SW 6020A | CUD | 3/22/2006 | Victoria Than |
| | | | | | TLI | SW 6020A | COBD | 3/22/2006 | Victoria Than |
| | | | | | TLI | SW 6020A | CDD | 3/22/2006 | Victoria Than |
| | | | | | TLI | SW 6020A | BED | 3/23/2006 | Victoria Than |
| | | | | | TLI | SW 6020A | ASD | 3/22/2006 | Victoria Than |
| | | | | | TLI | SW 6020A | AGD | 3/22/2006 | Victoria Than |
| | | | | | TLI | SW 7199 | CR6 | 3/14/2006 | Jorge Arriaga |
| OW-02M | OW-02M-008 | Allan Erickson | 6/7/2006 | 7:06:00 AM | EMXT | EPA 120.1 | SC | 6/14/2006 | Jin Liu |
| | | | | | EMXT | EPA 150.1 | PH | 6/8/2006 | Romy Maragisan |
| | | | | | EMXT | EPA 160.1 | TDS | 6/13/2006 | Jin Liu |
| | | | | | EMXT | EPA 180.1 | TRB | 6/8/2006 | Romy Maragisan |
| | | | | | EMXT | EPA 300.0 | SO4 | 6/14/2006 | Cherry Dam |
| | | | | | EMXT | EPA 300.0 | FL | 6/10/2006 | Cherry Dam |
| | | | | | EMXT | EPA 300.0 | CL | 6/14/2006 | Cherry Dam |
| | | | | | EMXT | EPA 310.1 | ALKB | 6/12/2006 | Jay Kim |
| | | | | | EMXT | EPA 310.1 | ALKC | 6/12/2006 | Jay Kim |
| | | | | | EMXT | EPA 310.1 | ALKT | 6/12/2006 | Jay Kim |
| | | | | | EMXT | EPA 350.2 | NH3N | 6/14/2006 | Mary Jane |
| | | | | | EMXT | EPA 353.3 | NO3NO2N | 6/13/2006 | Kam Ng |
| | | | | | TLI | EPA 6010B | KD | 6/14/2006 | Victoria Than |
| | | | | | TLI | EPA 6010B | MGD | 6/14/2006 | Victoria Than |

TABLE 7

Board Order No. R7-2004-0103 WDR Monitoring Information for Groundwater Samples, First and Second Quarter 2006

*PG&E Topock Compliance Monitoring Program*

| Location | Sample ID | Sampler Name | Sample Date | Sample Time | Lab | Analysis Method | Parameter | Analysis Date | Lab Technician |
|---|---|---|---|---|---|---|---|---|---|
| OW-02M | OW-02M-008 | Allan Erickson | 6/7/2006 | 7:06:00 AM | TLI | EPA 6010B | BD | 6/14/2006 | Victoria Than |
| | | | | | TLI | EPA 6010B | CAD | 6/14/2006 | Victoria Than |
| | | | | | TLI | EPA 6010B | FED | 6/14/2006 | Victoria Than |
| | | | | | TLI | EPA 6010B | BAD | 6/14/2006 | Victoria Than |
| | | | | | TLI | EPA 6010B | NAD | 6/14/2006 | Victoria Than |
| | | | | | TLI | EPA 6010B | NID | 6/14/2006 | Victoria Than |
| | | | | | TLI | EPA 6010B | ZND | 6/14/2006 | Victoria Than |
| | | | | | TLI | EPA 6010B | ALD | 6/14/2006 | Victoria Than |
| | | | | | TLI | EPA 6010B | CRTD | 6/16/2006 | Victoria Than |
| | | | | | TLI | EPA 6010B | MND | 6/14/2006 | Victoria Than |
| | | | | | TLI | EPA 7470A | HGD | 6/9/2006 | Aksiniya Dimitrova |
| | | | | | TLI | SW 6020A | SBD | 6/14/2006 | Victoria Than |
| | | | | | TLI | SW 6020A | VD | 6/14/2006 | Victoria Than |
| | | | | | TLI | SW 6020A | SED | 6/14/2006 | Victoria Than |
| | | | | | TLI | SW 6020A | AGD | 6/14/2006 | Victoria Than |
| | | | | | TLI | SW 6020A | ASD | 6/14/2006 | Victoria Than |
| | | | | | TLI | SW 6020A | BED | 6/14/2006 | Victoria Than |
| | | | | | TLI | SW 6020A | COBD | 6/14/2006 | Victoria Than |
| | | | | | TLI | SW 6020A | CUD | 6/14/2006 | Victoria Than |
| | | | | | TLI | SW 6020A | MOD | 6/14/2006 | Victoria Than |
| | | | | | TLI | SW 6020A | TLD | 6/14/2006 | Victoria Than |
| | | | | | TLI | SW 6020A | PBD | 6/14/2006 | Victoria Than |
| | | | | | TLI | SW 6020A | CDD | 6/14/2006 | Victoria Than |
| | | | | | TLI | SW 7199 | CR6 | 6/7/2006 | Ali Kharrazi |
| OW-02S | OW-02S-007 | Allan Erickson | 3/15/2006 | 12:40:00 PM | EMXT | EPA 120.1 | SC | 3/23/2006 | Jin Liu |
| | | | | | EMXT | EPA 150.1 | PH | 3/16/2006 | Jin Liu |
| | | | | | EMXT | EPA 160.1 | TDS | 3/21/2006 | Gigi Ng |
| | | | | | EMXT | EPA 180.1 | TRB | 3/17/2006 | Romy Maragisan |
| | | | | | EMXT | EPA 300.0 | FL | 3/24/2006 | Cherry Dam |
| | | | | | EMXT | EPA 300.0 | SO4 | 3/28/2006 | Cherry Dam |
| | | | | | EMXT | EPA 300.0 | CL | 3/28/2006 | Cherry Dam |
| | | | | | EMXT | EPA 310.1 | ALKB | 3/20/2006 | Jin Liu |
| | | | | | EMXT | EPA 310.1 | ALKC | 3/20/2006 | Jin Liu |
| | | | | | EMXT | EPA 310.1 | ALKT | 3/20/2006 | Jin Liu |
| | | | | | EMXT | EPA 350.2 | NH3N | 3/23/2006 | Jin Liu |
| | | | | | EMXT | EPA 353.3 | NO3NO2N | 3/24/2006 | Gigi Ng |
| | | | | | TLI | EPA 6010B | BD | 3/22/2006 | Riddhi Patel |

TABLE 7

Board Order No. R7-2004-0103 WDR Monitoring Information for Groundwater Samples, First and Second Quarter 2006

*PG&E Topock Compliance Monitoring Program*

| Location | Sample ID | Sampler Name | Sample Date | Sample Time | Lab | Analysis Method | Parameter | Analysis Date | Lab Technician |
|---|---|---|---|---|---|---|---|---|---|
| OW-02S | OW-02S-007 | Allan Erickson | 3/15/2006 | 12:40:00 PM | TLI | EPA 6010B | KD | 3/21/2006 | Riddhi Patel |
| | | | | | TLI | EPA 6010B | ALD | 3/22/2006 | Riddhi Patel |
| | | | | | TLI | EPA 6010B | BAD | 3/22/2006 | Riddhi Patel |
| | | | | | TLI | EPA 6010B | CAD | 3/21/2006 | Riddhi Patel |
| | | | | | TLI | EPA 6010B | FED | 3/22/2006 | Riddhi Patel |
| | | | | | TLI | EPA 6010B | CRTD | 3/20/2006 | Riddhi Patel |
| | | | | | TLI | EPA 6010B | MGD | 3/21/2006 | Riddhi Patel |
| | | | | | TLI | EPA 6010B | MND | 3/22/2006 | Riddhi Patel |
| | | | | | TLI | EPA 6010B | NAD | 3/21/2006 | Riddhi Patel |
| | | | | | TLI | EPA 6010B | NID | 3/22/2006 | Riddhi Patel |
| | | | | | TLI | EPA 6010B | ZND | 3/22/2006 | Riddhi Patel |
| | | | | | TLI | EPA 7470A | HGD | 3/22/2006 | Aksiniya Dimitrova |
| | | | | | TLI | SW 6020A | SED | 3/22/2006 | Victoria Than |
| | | | | | TLI | SW 6020A | TLD | 3/22/2006 | Victoria Than |
| | | | | | TLI | SW 6020A | SBD | 3/22/2006 | Victoria Than |
| | | | | | TLI | SW 6020A | PBD | 3/22/2006 | Victoria Than |
| | | | | | TLI | SW 6020A | MOD | 3/22/2006 | Victoria Than |
| | | | | | TLI | SW 6020A | CUD | 3/22/2006 | Victoria Than |
| | | | | | TLI | SW 6020A | CDD | 3/22/2006 | Victoria Than |
| | | | | | TLI | SW 6020A | BED | 3/23/2006 | Victoria Than |
| | | | | | TLI | SW 6020A | ASD | 3/22/2006 | Victoria Than |
| | | | | | TLI | SW 6020A | VD | 3/22/2006 | Victoria Than |
| | | | | | TLI | SW 6020A | AGD | 3/22/2006 | Victoria Than |
| | | | | | TLI | SW 6020A | COBD | 3/22/2006 | Victoria Than |
| | | | | | TLI | SW 7199 | CR6 | 3/16/2006 | Vanno Kho |
| OW-02S | OW-02S-008 | Allan Erickson | 6/6/2006 | 12:00:00 PM | EMXT | EPA 120.1 | SC | 6/14/2006 | Jin Liu |
| | | | | | EMXT | EPA 150.1 | PH | 6/7/2006 | Romy Maragisan |
| | | | | | EMXT | EPA 160.1 | TDS | 6/12/2006 | Jin Liu |
| | | | | | EMXT | EPA 180.1 | TRB | 6/7/2006 | Romy Maragisan |
| | | | | | EMXT | EPA 300.0 | SO4 | 6/14/2006 | Cherry Dam |
| | | | | | EMXT | EPA 300.0 | CL | 6/14/2006 | Cherry Dam |
| | | | | | EMXT | EPA 300.0 | FL | 6/10/2006 | Cherry Dam |
| | | | | | EMXT | EPA 310.1 | ALKT | 6/12/2006 | Jay Kim |
| | | | | | EMXT | EPA 310.1 | ALKB | 6/12/2006 | Jay Kim |
| | | | | | EMXT | EPA 310.1 | ALKC | 6/12/2006 | Jay Kim |
| | | | | | EMXT | EPA 350.2 | NH3N | 6/14/2006 | Mary Jane |
| | | | | | EMXT | EPA 353.3 | NO3NO2N | 6/13/2006 | Kam Ng |

TABLE 7

Board Order No. R7-2004-0103 WDR Monitoring Information for Groundwater Samples, First and Second Quarter 2006

*PG&E Topock Compliance Monitoring Program*

| Location | Sample ID | Sampler Name | Sample Date | Sample Time | Lab | Analysis Method | Parameter | Analysis Date | Lab Technician |
|---|---|---|---|---|---|---|---|---|---|
| OW-02S | OW-02S-008 | Allan Erickson | 6/6/2006 | 12:00:00 PM | TLI | EPA 6010B | MND | 6/14/2006 | Victoria Than |
| | | | | | TLI | EPA 6010B | MGD | 6/14/2006 | Victoria Than |
| | | | | | TLI | EPA 6010B | ZND | 6/28/2006 | Victoria Than |
| | | | | | TLI | EPA 6010B | NAD | 6/14/2006 | Victoria Than |
| | | | | | TLI | EPA 6010B | ALD | 6/14/2006 | Victoria Than |
| | | | | | TLI | EPA 6010B | KD | 6/14/2006 | Victoria Than |
| | | | | | TLI | EPA 6010B | NID | 6/14/2006 | Victoria Than |
| | | | | | TLI | EPA 6010B | BD | 6/14/2006 | Victoria Than |
| | | | | | TLI | EPA 6010B | CAD | 6/14/2006 | Victoria Than |
| | | | | | TLI | EPA 6010B | FED | 6/14/2006 | Victoria Than |
| | | | | | TLI | EPA 6010B | CRTD | 6/15/2006 | Victoria Than |
| | | | | | TLI | EPA 6010B | BAD | 6/14/2006 | Victoria Than |
| | | | | | TLI | EPA 7470A | HGD | 6/9/2006 | Aksiniya Dimitrova |
| | | | | | TLI | SW 6020A | BED | 6/14/2006 | Victoria Than |
| | | | | | TLI | SW 6020A | SED | 6/29/2006 | Victoria Than |
| | | | | | TLI | SW 6020A | TLD | 6/14/2006 | Victoria Than |
| | | | | | TLI | SW 6020A | VD | 6/14/2006 | Victoria Than |
| | | | | | TLI | SW 6020A | AGD | 6/14/2006 | Victoria Than |
| | | | | | TLI | SW 6020A | ASD | 6/14/2006 | Victoria Than |
| | | | | | TLI | SW 6020A | CDD | 6/14/2006 | Victoria Than |
| | | | | | TLI | SW 6020A | CUD | 6/14/2006 | Victoria Than |
| | | | | | TLI | SW 6020A | MOD | 6/14/2006 | Victoria Than |
| | | | | | TLI | SW 6020A | PBD | 6/14/2006 | Victoria Than |
| | | | | | TLI | SW 6020A | SBD | 6/14/2006 | Victoria Than |
| | | | | | TLI | SW 6020A | COBD | 6/14/2006 | Victoria Than |
| | | | | | TLI | SW 7199 | CR6 | 6/7/2006 | Jorge Arriaga |
| OW-05D | OW-05D-007 | Allan Erickson | 3/15/2006 | 9:32:00 AM | EMXT | EPA 120.1 | SC | 3/23/2006 | Jin Liu |
| | | | | | EMXT | EPA 150.1 | PH | 3/17/2006 | Jin Liu |
| | | | | | EMXT | EPA 160.1 | TDS | 3/21/2006 | Gigi Ng |
| | | | | | EMXT | EPA 180.1 | TRB | 3/24/2006 | Romy Maragisan |
| | | | | | EMXT | EPA 300.0 | SO4 | 3/28/2006 | Cherry Dam |
| | | | | | EMXT | EPA 300.0 | FL | 3/24/2006 | Cherry Dam |
| | | | | | EMXT | EPA 300.0 | CL | 3/28/2006 | Cherry Dam |
| | | | | | EMXT | EPA 310.1 | ALKB | 3/20/2006 | Jin Liu |
| | | | | | EMXT | EPA 310.1 | ALKT | 3/20/2006 | Jin Liu |
| | | | | | EMXT | EPA 310.1 | ALKC | 3/20/2006 | Jin Liu |
| | | | | | EMXT | EPA 350.2 | NH3N | 3/23/2006 | Jin Liu |

TABLE 7

Board Order No. R7-2004-0103 WDR Monitoring Information for Groundwater Samples, First and Second Quarter 2006

*PG&E Topock Compliance Monitoring Program*

| Location | Sample ID | Sampler Name | Sample Date | Sample Time | Lab | Analysis Method | Parameter | Analysis Date | Lab Technician |
|---|---|---|---|---|---|---|---|---|---|
| OW-05D | OW-05D-007 | Allan Erickson | 3/15/2006 | 9:32:00 AM | EMXT | EPA 353.3 | NO3NO2N | 3/24/2006 | Gigi Ng |
| | | | | | TLI | EPA 6010B | MGD | 3/21/2006 | Riddhi Patel |
| | | | | | TLI | EPA 6010B | ZND | 3/22/2006 | Riddhi Patel |
| | | | | | TLI | EPA 6010B | NID | 3/22/2006 | Riddhi Patel |
| | | | | | TLI | EPA 6010B | MND | 3/22/2006 | Riddhi Patel |
| | | | | | TLI | EPA 6010B | KD | 3/21/2006 | Riddhi Patel |
| | | | | | TLI | EPA 6010B | FED | 3/22/2006 | Riddhi Patel |
| | | | | | TLI | EPA 6010B | CRTD | 3/20/2006 | Riddhi Patel |
| | | | | | TLI | EPA 6010B | CAD | 3/21/2006 | Riddhi Patel |
| | | | | | TLI | EPA 6010B | BD | 3/22/2006 | Riddhi Patel |
| | | | | | TLI | EPA 6010B | BAD | 3/22/2006 | Riddhi Patel |
| | | | | | TLI | EPA 6010B | ALD | 3/22/2006 | Riddhi Patel |
| | | | | | TLI | EPA 6010B | NAD | 3/21/2006 | Riddhi Patel |
| | | | | | TLI | EPA 7470A | HGD | 3/22/2006 | Aksiniya Dimitrova |
| | | | | | TLI | SW 6020A | BED | 3/23/2006 | Victoria Than |
| | | | | | TLI | SW 6020A | PBD | 3/22/2006 | Victoria Than |
| | | | | | TLI | SW 6020A | AGD | 3/22/2006 | Victoria Than |
| | | | | | TLI | SW 6020A | ASD | 3/22/2006 | Victoria Than |
| | | | | | TLI | SW 6020A | CDD | 3/22/2006 | Victoria Than |
| | | | | | TLI | SW 6020A | CUD | 3/22/2006 | Victoria Than |
| | | | | | TLI | SW 6020A | COBD | 3/22/2006 | Victoria Than |
| | | | | | TLI | SW 6020A | MOD | 3/22/2006 | Victoria Than |
| | | | | | TLI | SW 6020A | SBD | 3/22/2006 | Victoria Than |
| | | | | | TLI | SW 6020A | SED | 3/22/2006 | Victoria Than |
| | | | | | TLI | SW 6020A | TLD | 3/22/2006 | Victoria Than |
| | | | | | TLI | SW 6020A | VD | 3/22/2006 | Victoria Than |
| | | | | | TLI | SW 7199 | CR6 | 3/16/2006 | Vanno Kho |
| OW-05D | OW-05D-008 | Allan Erickson | 6/7/2006 | 12:45:00 PM | EMXT | EPA 120.1 | SC | 6/14/2006 | Jin Liu |
| | | | | | EMXT | EPA 150.1 | PH | 6/8/2006 | Romy Maragisan |
| | | | | | EMXT | EPA 160.1 | TDS | 6/13/2006 | Jin Liu |
| | | | | | EMXT | EPA 180.1 | TRB | 6/8/2006 | Romy Maragisan |
| | | | | | EMXT | EPA 300.0 | CL | 6/14/2006 | Cherry Dam |
| | | | | | EMXT | EPA 300.0 | SO4 | 6/14/2006 | Cherry Dam |
| | | | | | EMXT | EPA 300.0 | FL | 6/10/2006 | Cherry Dam |
| | | | | | EMXT | EPA 310.1 | ALKB | 6/12/2006 | Jay Kim |
| | | | | | EMXT | EPA 310.1 | ALKC | 6/12/2006 | Jay Kim |
| | | | | | EMXT | EPA 310.1 | ALKT | 6/12/2006 | Jay Kim |

TABLE 7

Board Order No. R7-2004-0103 WDR Monitoring Information for Groundwater Samples, First and Second Quarter 2006

*PG&E Topock Compliance Monitoring Program*

| Location | Sample ID | Sampler Name | Sample Date | Sample Time | Lab | Analysis Method | Parameter | Analysis Date | Lab Technician |
|---|---|---|---|---|---|---|---|---|---|
| OW-05D | OW-05D-008 | Allan Erickson | 6/7/2006 | 12:45:00 PM | EMXT | EPA 350.2 | NH3N | 6/14/2006 | Mary Jane |
| | | | | | EMXT | EPA 353.3 | NO3NO2N | 6/13/2006 | Kam Ng |
| | | | | | TLI | EPA 6010B | MND | 6/14/2006 | Victoria Than |
| | | | | | TLI | EPA 6010B | ZND | 6/14/2006 | Victoria Than |
| | | | | | TLI | EPA 6010B | NAD | 6/14/2006 | Victoria Than |
| | | | | | TLI | EPA 6010B | MGD | 6/14/2006 | Victoria Than |
| | | | | | TLI | EPA 6010B | KD | 6/14/2006 | Victoria Than |
| | | | | | TLI | EPA 6010B | FED | 6/14/2006 | Victoria Than |
| | | | | | TLI | EPA 6010B | CRTD | 6/16/2006 | Victoria Than |
| | | | | | TLI | EPA 6010B | CAD | 6/14/2006 | Victoria Than |
| | | | | | TLI | EPA 6010B | BD | 6/14/2006 | Victoria Than |
| | | | | | TLI | EPA 6010B | BAD | 6/14/2006 | Victoria Than |
| | | | | | TLI | EPA 6010B | ALD | 6/14/2006 | Victoria Than |
| | | | | | TLI | EPA 6010B | NID | 6/14/2006 | Victoria Than |
| | | | | | TLI | EPA 7470A | HGD | 6/9/2006 | Aksiniya Dimitrova |
| | | | | | TLI | SW 6020A | ASD | 6/14/2006 | Victoria Than |
| | | | | | TLI | SW 6020A | MOD | 6/14/2006 | Victoria Than |
| | | | | | TLI | SW 6020A | VD | 6/14/2006 | Victoria Than |
| | | | | | TLI | SW 6020A | TLD | 6/14/2006 | Victoria Than |
| | | | | | TLI | SW 6020A | SED | 6/14/2006 | Victoria Than |
| | | | | | TLI | SW 6020A | SBD | 6/14/2006 | Victoria Than |
| | | | | | TLI | SW 6020A | PBD | 6/14/2006 | Victoria Than |
| | | | | | TLI | SW 6020A | CUD | 6/14/2006 | Victoria Than |
| | | | | | TLI | SW 6020A | COBD | 6/14/2006 | Victoria Than |
| | | | | | TLI | SW 6020A | BED | 6/14/2006 | Victoria Than |
| | | | | | TLI | SW 6020A | AGD | 6/14/2006 | Victoria Than |
| | | | | | TLI | SW 6020A | CDD | 6/14/2006 | Victoria Than |
| | | | | | TLI | SW 7199 | CR6 | 6/7/2006 | Ali Kharrazi |
| OW-05M | OW-05M-007 | Allan Erickson | 3/15/2006 | 10:15:00 AM | EMXT | EPA 120.1 | SC | 3/23/2006 | Jin Liu |
| | | | | | EMXT | EPA 150.1 | PH | 3/17/2006 | Jin Liu |
| | | | | | EMXT | EPA 160.1 | TDS | 3/21/2006 | Gigi Ng |
| | | | | | EMXT | EPA 180.1 | TRB | 3/24/2006 | Romy Maragisan |
| | | | | | EMXT | EPA 300.0 | CL | 3/28/2006 | Cherry Dam |
| | | | | | EMXT | EPA 300.0 | FL | 3/24/2006 | Cherry Dam |
| | | | | | EMXT | EPA 300.0 | SO4 | 3/28/2006 | Cherry Dam |
| | | | | | EMXT | EPA 310.1 | ALKB | 3/20/2006 | Jin Liu |
| | | | | | EMXT | EPA 310.1 | ALKC | 3/20/2006 | Jin Liu |

TABLE 7

Board Order No. R7-2004-0103 WDR Monitoring Information for Groundwater Samples, First and Second Quarter 2006

*PG&E Topock Compliance Monitoring Program*

| Location | Sample ID | Sampler Name | Sample Date | Sample Time | Lab | Analysis Method | Parameter | Analysis Date | Lab Technician |
|---|---|---|---|---|---|---|---|---|---|
| OW-05M | OW-05M-007 | Allan Erickson | 3/15/2006 | 10:15:00 AM | EMXT | EPA 310.1 | ALKT | 3/20/2006 | Jin Liu |
| | | | | | EMXT | EPA 350.2 | NH3N | 3/23/2006 | Jin Liu |
| | | | | | EMXT | EPA 353.3 | NO3NO2N | 3/24/2006 | Gigi Ng |
| | | | | | TLI | EPA 6010B | BAD | 3/22/2006 | Riddhi Patel |
| | | | | | TLI | EPA 6010B | NID | 3/22/2006 | Riddhi Patel |
| | | | | | TLI | EPA 6010B | NAD | 3/21/2006 | Riddhi Patel |
| | | | | | TLI | EPA 6010B | MND | 3/22/2006 | Riddhi Patel |
| | | | | | TLI | EPA 6010B | MGD | 3/21/2006 | Riddhi Patel |
| | | | | | TLI | EPA 6010B | KD | 3/21/2006 | Riddhi Patel |
| | | | | | TLI | EPA 6010B | FED | 3/22/2006 | Riddhi Patel |
| | | | | | TLI | EPA 6010B | CRTD | 3/20/2006 | Riddhi Patel |
| | | | | | TLI | EPA 6010B | BD | 3/22/2006 | Riddhi Patel |
| | | | | | TLI | EPA 6010B | ZND | 3/22/2006 | Riddhi Patel |
| | | | | | TLI | EPA 6010B | ALD | 3/22/2006 | Riddhi Patel |
| | | | | | TLI | EPA 6010B | CAD | 3/21/2006 | Riddhi Patel |
| | | | | | TLI | EPA 7470A | HGD | 3/22/2006 | Aksiniya Dimitrova |
| | | | | | TLI | SW 6020A | ASD | 3/22/2006 | Victoria Than |
| | | | | | TLI | SW 6020A | BED | 3/23/2006 | Victoria Than |
| | | | | | TLI | SW 6020A | CDD | 3/22/2006 | Victoria Than |
| | | | | | TLI | SW 6020A | COBD | 3/22/2006 | Victoria Than |
| | | | | | TLI | SW 6020A | CUD | 3/22/2006 | Victoria Than |
| | | | | | TLI | SW 6020A | MOD | 3/22/2006 | Victoria Than |
| | | | | | TLI | SW 6020A | VD | 3/22/2006 | Victoria Than |
| | | | | | TLI | SW 6020A | TLD | 3/22/2006 | Victoria Than |
| | | | | | TLI | SW 6020A | AGD | 3/22/2006 | Victoria Than |
| | | | | | TLI | SW 6020A | SED | 3/22/2006 | Victoria Than |
| | | | | | TLI | SW 6020A | SBD | 3/22/2006 | Victoria Than |
| | | | | | TLI | SW 6020A | PBD | 3/22/2006 | Victoria Than |
| | | | | | TLI | SW 7199 | CR6 | 3/16/2006 | Vanno Kho |
| OW-05M | OW-05M-008 | Allan Erickson | 6/7/2006 | 10:50:00 AM | EMXT | EPA 120.1 | SC | 6/14/2006 | Jin Liu |
| | | | | | EMXT | EPA 150.1 | PH | 6/8/2006 | Romy Maragisan |
| | | | | | EMXT | EPA 160.1 | TDS | 6/13/2006 | Jin Liu |
| | | | | | EMXT | EPA 180.1 | TRB | 6/8/2006 | Romy Maragisan |
| | | | | | EMXT | EPA 300.0 | SO4 | 6/14/2006 | Cherry Dam |
| | | | | | EMXT | EPA 300.0 | FL | 6/10/2006 | Cherry Dam |
| | | | | | EMXT | EPA 300.0 | CL | 6/14/2006 | Cherry Dam |
| | | | | | EMXT | EPA 310.1 | ALKT | 6/12/2006 | Jay Kim |

TABLE 7

Board Order No. R7-2004-0103 WDR Monitoring Information for Groundwater Samples, First and Second Quarter 2006

*PG&E Topock Compliance Monitoring Program*

| Location | Sample ID | Sampler Name | Sample Date | Sample Time | Lab | Analysis Method | Parameter | Analysis Date | Lab Technician |
|---|---|---|---|---|---|---|---|---|---|
| OW-05M | OW-05M-008 | Allan Erickson | 6/7/2006 | 10:50:00 AM | EMXT | EPA 310.1 | ALKC | 6/12/2006 | Jay Kim |
| | | | | | EMXT | EPA 310.1 | ALKB | 6/12/2006 | Jay Kim |
| | | | | | EMXT | EPA 350.2 | NH3N | 6/14/2006 | Mary Jane |
| | | | | | EMXT | EPA 353.3 | NO3NO2N | 6/13/2006 | Kam Ng |
| | | | | | TLI | EPA 6010B | KD | 6/14/2006 | Victoria Than |
| | | | | | TLI | EPA 6010B | ZND | 6/14/2006 | Victoria Than |
| | | | | | TLI | EPA 6010B | ALD | 6/14/2006 | Victoria Than |
| | | | | | TLI | EPA 6010B | BAD | 6/14/2006 | Victoria Than |
| | | | | | TLI | EPA 6010B | BD | 6/14/2006 | Victoria Than |
| | | | | | TLI | EPA 6010B | CAD | 6/14/2006 | Victoria Than |
| | | | | | TLI | EPA 6010B | CRTD | 6/16/2006 | Victoria Than |
| | | | | | TLI | EPA 6010B | FED | 6/14/2006 | Victoria Than |
| | | | | | TLI | EPA 6010B | MGD | 6/14/2006 | Victoria Than |
| | | | | | TLI | EPA 6010B | MND | 6/14/2006 | Victoria Than |
| | | | | | TLI | EPA 6010B | NID | 6/14/2006 | Victoria Than |
| | | | | | TLI | EPA 6010B | NAD | 6/28/2006 | Victoria Than |
| | | | | | TLI | EPA 7470A | HGD | 6/9/2006 | Aksiniya Dimitrova |
| | | | | | TLI | SW 6020A | SBD | 6/14/2006 | Victoria Than |
| | | | | | TLI | SW 6020A | PBD | 6/14/2006 | Victoria Than |
| | | | | | TLI | SW 6020A | MOD | 6/14/2006 | Victoria Than |
| | | | | | TLI | SW 6020A | CUD | 6/14/2006 | Victoria Than |
| | | | | | TLI | SW 6020A | COBD | 6/14/2006 | Victoria Than |
| | | | | | TLI | SW 6020A | CDD | 6/14/2006 | Victoria Than |
| | | | | | TLI | SW 6020A | BED | 6/14/2006 | Victoria Than |
| | | | | | TLI | SW 6020A | ASD | 6/14/2006 | Victoria Than |
| | | | | | TLI | SW 6020A | SED | 6/14/2006 | Victoria Than |
| | | | | | TLI | SW 6020A | AGD | 6/14/2006 | Victoria Than |
| | | | | | TLI | SW 6020A | TLD | 6/14/2006 | Victoria Than |
| | | | | | TLI | SW 6020A | VD | 6/14/2006 | Victoria Than |
| | | | | | TLI | SW 7199 | CR6 | 6/7/2006 | Ali Kharrazi |
| OW-05S | OW-05S-007 | Allan Erickson | 3/15/2006 | 10:48:00 AM | EMXT | EPA 120.1 | SC | 3/23/2006 | Jin Liu |
| | | | | | EMXT | EPA 150.1 | PH | 3/16/2006 | Jin Liu |
| | | | | | EMXT | EPA 160.1 | TDS | 3/21/2006 | Gigi Ng |
| | | | | | EMXT | EPA 180.1 | TRB | 3/17/2006 | Romy Maragisan |
| | | | | | EMXT | EPA 300.0 | SO4 | 3/28/2006 | Cherry Dam |
| | | | | | EMXT | EPA 300.0 | FL | 3/24/2006 | Cherry Dam |
| | | | | | EMXT | EPA 300.0 | CL | 3/28/2006 | Cherry Dam |

TABLE 7

Board Order No. R7-2004-0103 WDR Monitoring Information for Groundwater Samples, First and Second Quarter 2006

*PG&E Topock Compliance Monitoring Program*

| Location | Sample ID | Sampler Name | Sample Date | Sample Time | Lab | Analysis Method | Parameter | Analysis Date | Lab Technician |
|---|---|---|---|---|---|---|---|---|---|
| OW-05S | OW-05S-007 | Allan Erickson | 3/15/2006 | 10:48:00 AM | EMXT | EPA 310.1 | ALKB | 3/20/2006 | Jin Liu |
| | | | | | EMXT | EPA 310.1 | ALKC | 3/20/2006 | Jin Liu |
| | | | | | EMXT | EPA 310.1 | ALKT | 3/20/2006 | Jin Liu |
| | | | | | EMXT | EPA 350.2 | NH3N | 3/23/2006 | Jin Liu |
| | | | | | EMXT | EPA 353.3 | NO3NO2N | 3/24/2006 | Gigi Ng |
| | | | | | TLI | EPA 6010B | NAD | 3/21/2006 | Riddhi Patel |
| | | | | | TLI | EPA 6010B | ALD | 3/22/2006 | Riddhi Patel |
| | | | | | TLI | EPA 6010B | BAD | 3/22/2006 | Riddhi Patel |
| | | | | | TLI | EPA 6010B | BD | 3/22/2006 | Riddhi Patel |
| | | | | | TLI | EPA 6010B | CAD | 3/21/2006 | Riddhi Patel |
| | | | | | TLI | EPA 6010B | CRTD | 3/20/2006 | Riddhi Patel |
| | | | | | TLI | EPA 6010B | FED | 3/22/2006 | Riddhi Patel |
| | | | | | TLI | EPA 6010B | KD | 3/21/2006 | Riddhi Patel |
| | | | | | TLI | EPA 6010B | MND | 3/22/2006 | Riddhi Patel |
| | | | | | TLI | EPA 6010B | ZND | 3/22/2006 | Riddhi Patel |
| | | | | | TLI | EPA 6010B | MGD | 3/21/2006 | Riddhi Patel |
| | | | | | TLI | EPA 6010B | NID | 3/22/2006 | Riddhi Patel |
| | | | | | TLI | EPA 7470A | HGD | 3/22/2006 | Aksiniya Dimitrova |
| | | | | | TLI | SW 6020A | COBD | 3/22/2006 | Victoria Than |
| | | | | | TLI | SW 6020A | PBD | 3/22/2006 | Victoria Than |
| | | | | | TLI | SW 6020A | SBD | 3/22/2006 | Victoria Than |
| | | | | | TLI | SW 6020A | SED | 3/22/2006 | Victoria Than |
| | | | | | TLI | SW 6020A | TLD | 3/22/2006 | Victoria Than |
| | | | | | TLI | SW 6020A | VD | 3/22/2006 | Victoria Than |
| | | | | | TLI | SW 6020A | CUD | 3/22/2006 | Victoria Than |
| | | | | | TLI | SW 6020A | CDD | 3/22/2006 | Victoria Than |
| | | | | | TLI | SW 6020A | BED | 3/23/2006 | Victoria Than |
| | | | | | TLI | SW 6020A | ASD | 3/22/2006 | Victoria Than |
| | | | | | TLI | SW 6020A | AGD | 3/22/2006 | Victoria Than |
| | | | | | TLI | SW 6020A | MOD | 3/22/2006 | Victoria Than |
| | | | | | TLI | SW 7199 | CR6 | 3/16/2006 | Vanno Kho |
| OW-05S | OW-05S-008 | Allan Erickson | 6/7/2006 | 9:45:00 AM | EMXT | EPA 120.1 | SC | 6/14/2006 | Jin Liu |
| | | | | | EMXT | EPA 150.1 | PH | 6/8/2006 | Romy Maragisan |
| | | | | | EMXT | EPA 160.1 | TDS | 6/13/2006 | Jin Liu |
| | | | | | EMXT | EPA 180.1 | TRB | 6/8/2006 | Romy Maragisan |
| | | | | | EMXT | EPA 300.0 | FL | 6/10/2006 | Cherry Dam |
| | | | | | EMXT | EPA 300.0 | SO4 | 6/14/2006 | Cherry Dam |

TABLE 7

Board Order No. R7-2004-0103 WDR Monitoring Information for Groundwater Samples, First and Second Quarter 2006

*PG&E Topock Compliance Monitoring Program*

| Location | Sample ID | Sampler Name | Sample Date | Sample Time | Lab | Analysis Method | Parameter | Analysis Date | Lab Technician |
|---|---|---|---|---|---|---|---|---|---|
| OW-05S | OW-05S-008 | Allan Erickson | 6/7/2006 | 9:45:00 AM | EMXT | EPA 300.0 | CL | 6/14/2006 | Cherry Dam |
| | | | | | EMXT | EPA 310.1 | ALKB | 6/12/2006 | Jay Kim |
| | | | | | EMXT | EPA 310.1 | ALKC | 6/12/2006 | Jay Kim |
| | | | | | EMXT | EPA 310.1 | ALKT | 6/12/2006 | Jay Kim |
| | | | | | EMXT | EPA 350.2 | NH3N | 6/14/2006 | Mary Jane |
| | | | | | EMXT | EPA 353.3 | NO3NO2N | 6/13/2006 | Kam Ng |
| | | | | | TLI | EPA 6010B | MGD | 6/14/2006 | Victoria Than |
| | | | | | TLI | EPA 6010B | ZND | 6/14/2006 | Victoria Than |
| | | | | | TLI | EPA 6010B | NID | 6/14/2006 | Victoria Than |
| | | | | | TLI | EPA 6010B | MND | 6/14/2006 | Victoria Than |
| | | | | | TLI | EPA 6010B | KD | 6/14/2006 | Victoria Than |
| | | | | | TLI | EPA 6010B | CRTD | 6/16/2006 | Victoria Than |
| | | | | | TLI | EPA 6010B | CAD | 6/14/2006 | Victoria Than |
| | | | | | TLI | EPA 6010B | BD | 6/14/2006 | Victoria Than |
| | | | | | TLI | EPA 6010B | BAD | 6/14/2006 | Victoria Than |
| | | | | | TLI | EPA 6010B | ALD | 6/14/2006 | Victoria Than |
| | | | | | TLI | EPA 6010B | FED | 6/14/2006 | Victoria Than |
| | | | | | TLI | EPA 6010B | NAD | 6/14/2006 | Victoria Than |
| | | | | | TLI | EPA 7470A | HGD | 6/9/2006 | Aksiniya Dimitrova |
| | | | | | TLI | SW 6020A | ASD | 6/14/2006 | Victoria Than |
| | | | | | TLI | SW 6020A | VD | 6/14/2006 | Victoria Than |
| | | | | | TLI | SW 6020A | TLD | 6/14/2006 | Victoria Than |
| | | | | | TLI | SW 6020A | SED | 6/14/2006 | Victoria Than |
| | | | | | TLI | SW 6020A | SBD | 6/14/2006 | Victoria Than |
| | | | | | TLI | SW 6020A | PBD | 6/14/2006 | Victoria Than |
| | | | | | TLI | SW 6020A | MOD | 6/14/2006 | Victoria Than |
| | | | | | TLI | SW 6020A | CUD | 6/14/2006 | Victoria Than |
| | | | | | TLI | SW 6020A | COBD | 6/14/2006 | Victoria Than |
| | | | | | TLI | SW 6020A | BED | 6/14/2006 | Victoria Than |
| | | | | | TLI | SW 6020A | AGD | 6/14/2006 | Victoria Than |
| | | | | | TLI | SW 6020A | CDD | 6/14/2006 | Victoria Than |
| | | | | | TLI | SW 7199 | CR6 | 6/7/2006 | Ali Kharrazi |

**NOTES:**

TLI = Truesdail Laboratories, Inc.
EMXT = Emax Laboratories, Inc.

| | | | |
|---|---|---|---|
| SC = | specific conductance | MOD = | molybdenum, dissolved |
| PH = | pH | NID = | nickel, dissolved |
| TDS = | total dissolved solids | PBD = | lead, dissolved |
| TRB = | turbidity | HGD = | mercury, dissolved |
| CRTD = | chromium, dissolved | SED = | selenium, dissolved |
| CR6 = | hexavalent chromium | TLD = | thallium, dissolved |
| CL = | chloride | COBD = | cobalt, dissolved |
| FL = | fluoride | CDD = | cadmium, dissolved |
| ALD = | aluminum, dissolved | BED = | beryllium, dissolved |
| BD = | boron, dissolved | AGD = | silver, dissolved |
| FED = | iron, dissolved | VD = | vanadium, dissolved |
| MND = | manganese, dissolved | NO3NO2N = | nitrate/nitrite (as N) |
| ZND = | zinc, dissolved | NH3N = | ammonia (as N) |
| SBD = | antimony, dissolved | SO4 = | sulfate |
| ASD = | arsenic, dissolved | SBD = | antimony, dissolved |
| BAD = | barium, dissolved | ALKB = | alkalinity, bicarb.as CACO3 |
| CUD = | copper, dissolved | ALKC = | alkalinity, as carbonate |
| MGD = | magnesium, dissolved | ALKT = | alkalinity, total as CACO3 |
| NAD = | sodium, dissolved | | |
| KD = | potassium, dissolved | | |
| CAD = | calcium, dissolved | | |

# Figures




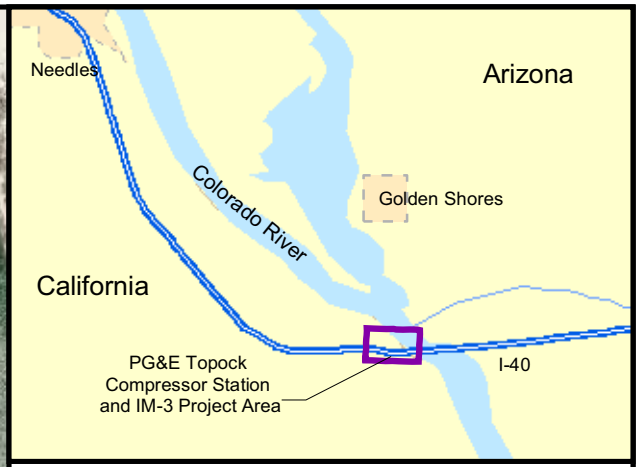


N

0 550 1,100 Feet

1 inch equals 550 feet

**LEGEND**

- PG&E Property Line
- Existing IM Extraction Well
- Existing IM Injection Well
- Treatment Facility Pipeline

**Notes:** Location map shows Interim Measures No.3 (IM-3) facilities as of of January 2006. Aerial photography taken May 2005.

# FIGURE 1
# SITE LOCATION AND LAYOUT

IM-3 COMPLIANCE MONITORING PROGRAM
PG&E TOPOCK COMPRESSOR STATION
NEEDLES, CALIFORNIA

CH2MHILL

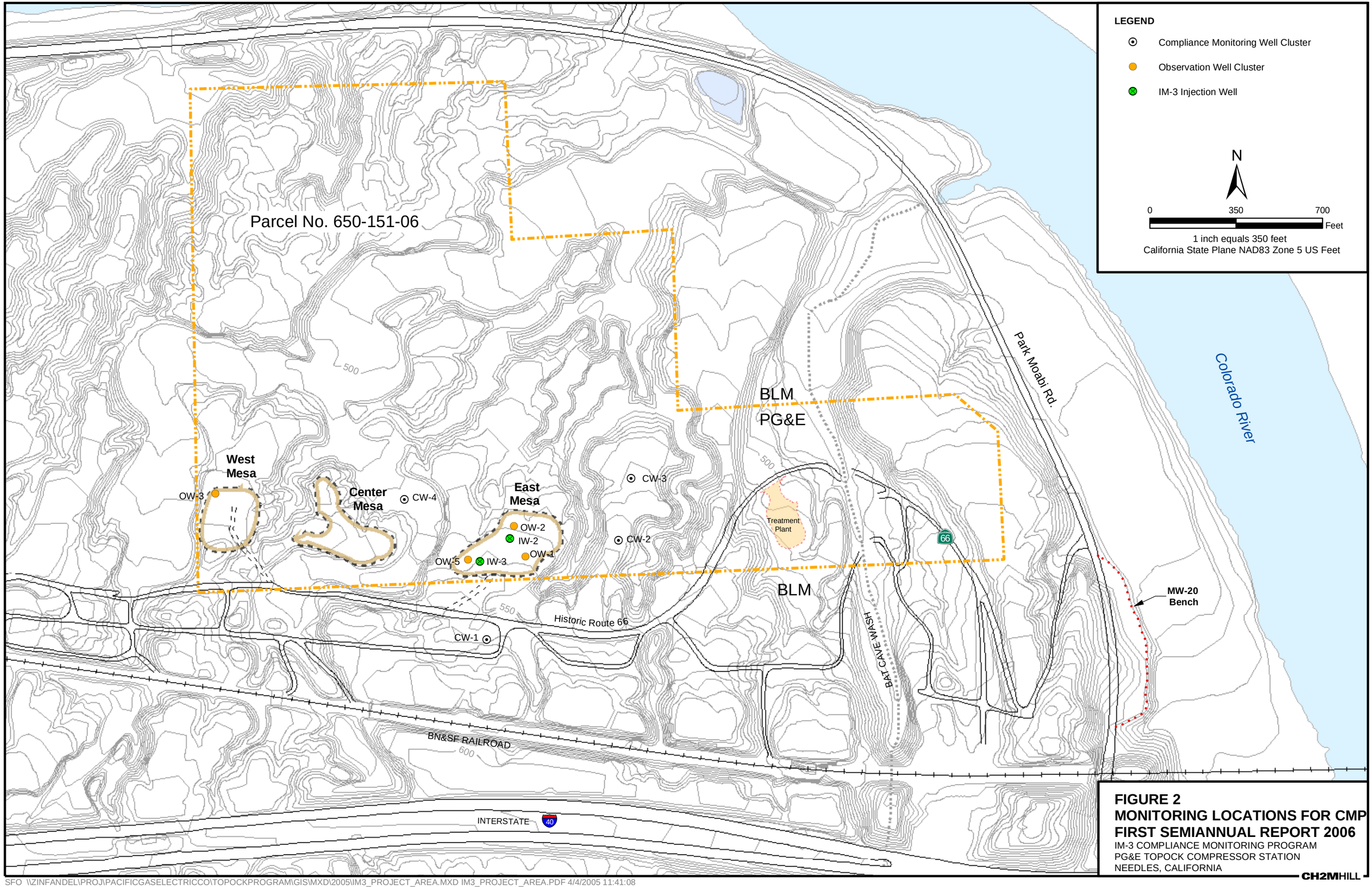


**FIGURE 2**
**MONITORING LOCATIONS FOR CMP**
**FIRST SEMIANNUAL REPORT 2006**
IM-3 COMPLIANCE MONITORING PROGRAM
PG&E TOPOCK COMPRESSOR STATION
NEEDLES, CALIFORNIA

CH2MHILL

SFO \\ZINFANDEL\PROJ\PACIFICGASELECTRICCO\TOPOCKPROGRAM\GIS\MXD\2005\IM3_PROJECT_AREA.MXD IM3_PROJECT_AREA.PDF 4/4/2005 11:41:08

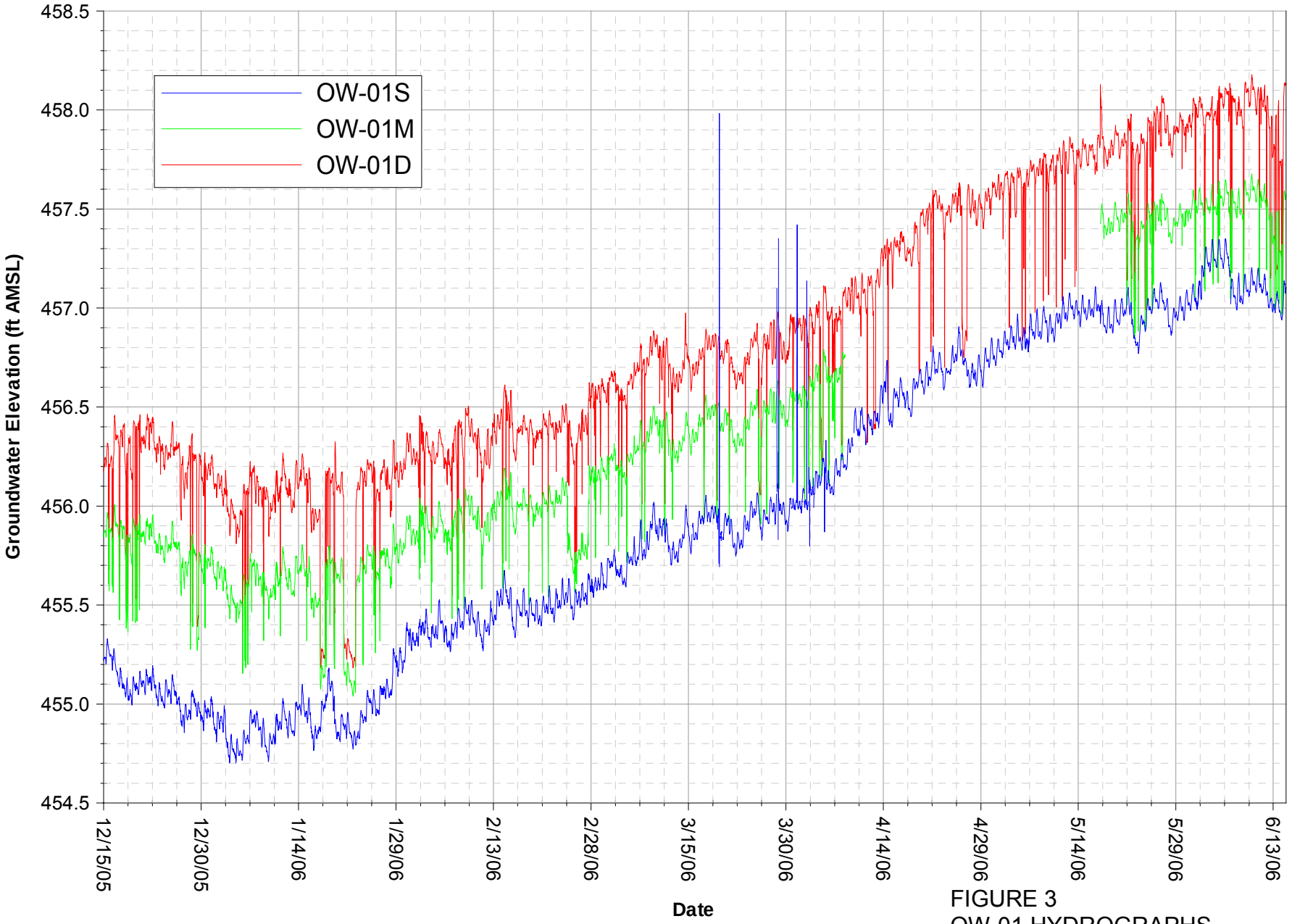


FIGURE 3
OW-01 HYDROGRAPHS
IM-3 COMPLIANCE MONITORING PROGRAM
PG & E TOPOCK COMPRESSOR STATION
NEEDLES, CALIFORNIA

Note: Data subject to review.
OW-1M data missing from 4/1/06 through 5/15/06.

CH2MHILL

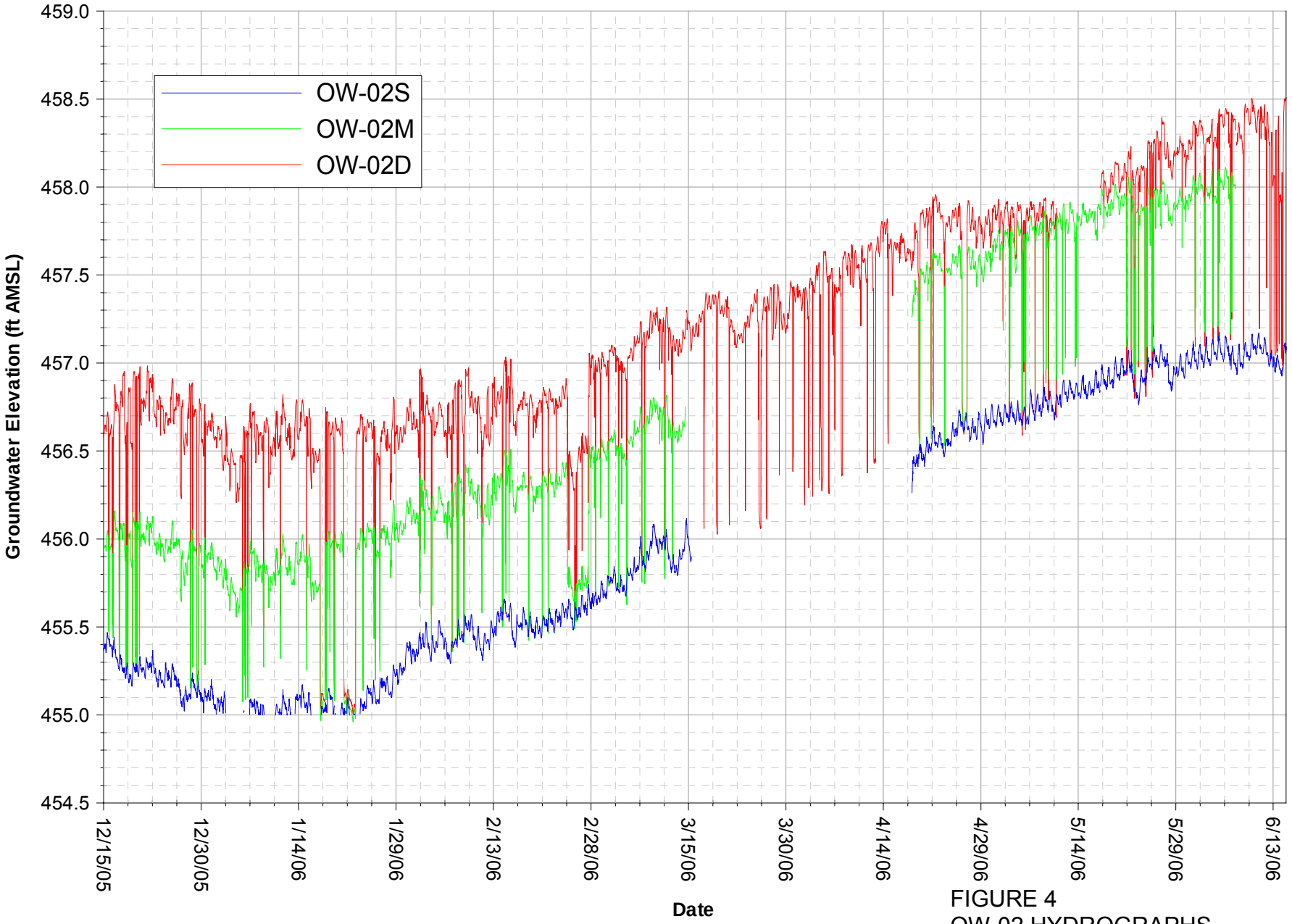


FIGURE 4
OW-02 HYDROGRAPHS
IM-3 COMPLIANCE MONITORING PROGRAM
PG & E TOPOCK COMPRESSOR STATION
NEEDLES, CALIFORNIA

Note: Data subject to review.
OW-02M and OW-02S data unavailable from 3/15/06 through 4/15/06.

CH2MHILL

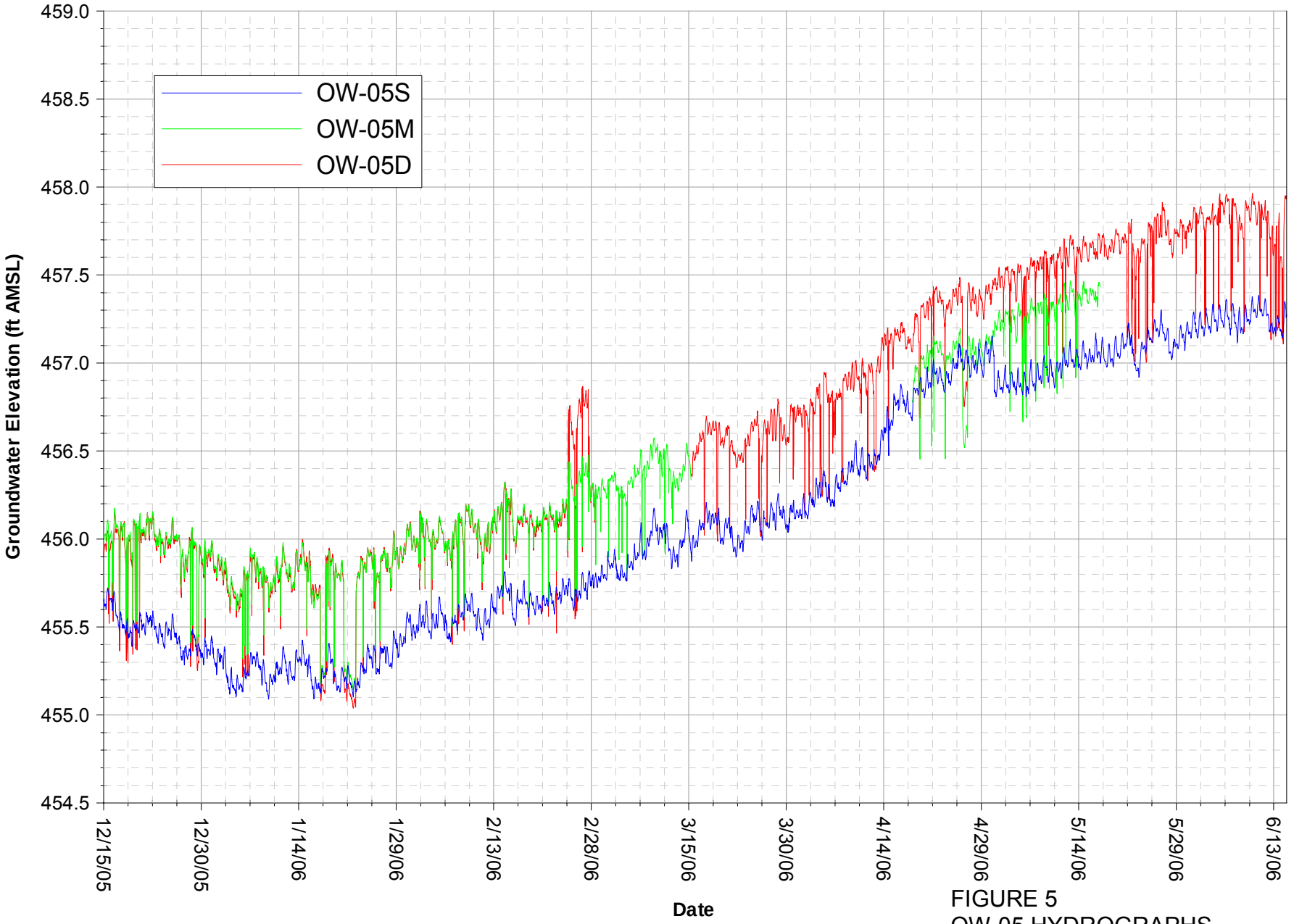


FIGURE 5
OW-05 HYDROGRAPHS
IM-3 COMPLIANCE MONITORING PROGRAM
PG & E TOPOCK COMPRESSOR STATION
NEEDLES, CALIFORNIA

Note: Data subject to review.
OW-05M data unavailable from 3/15/06 through 4/15/06,
and from 5/15/06 through 6/15/06.

CH2MHILL

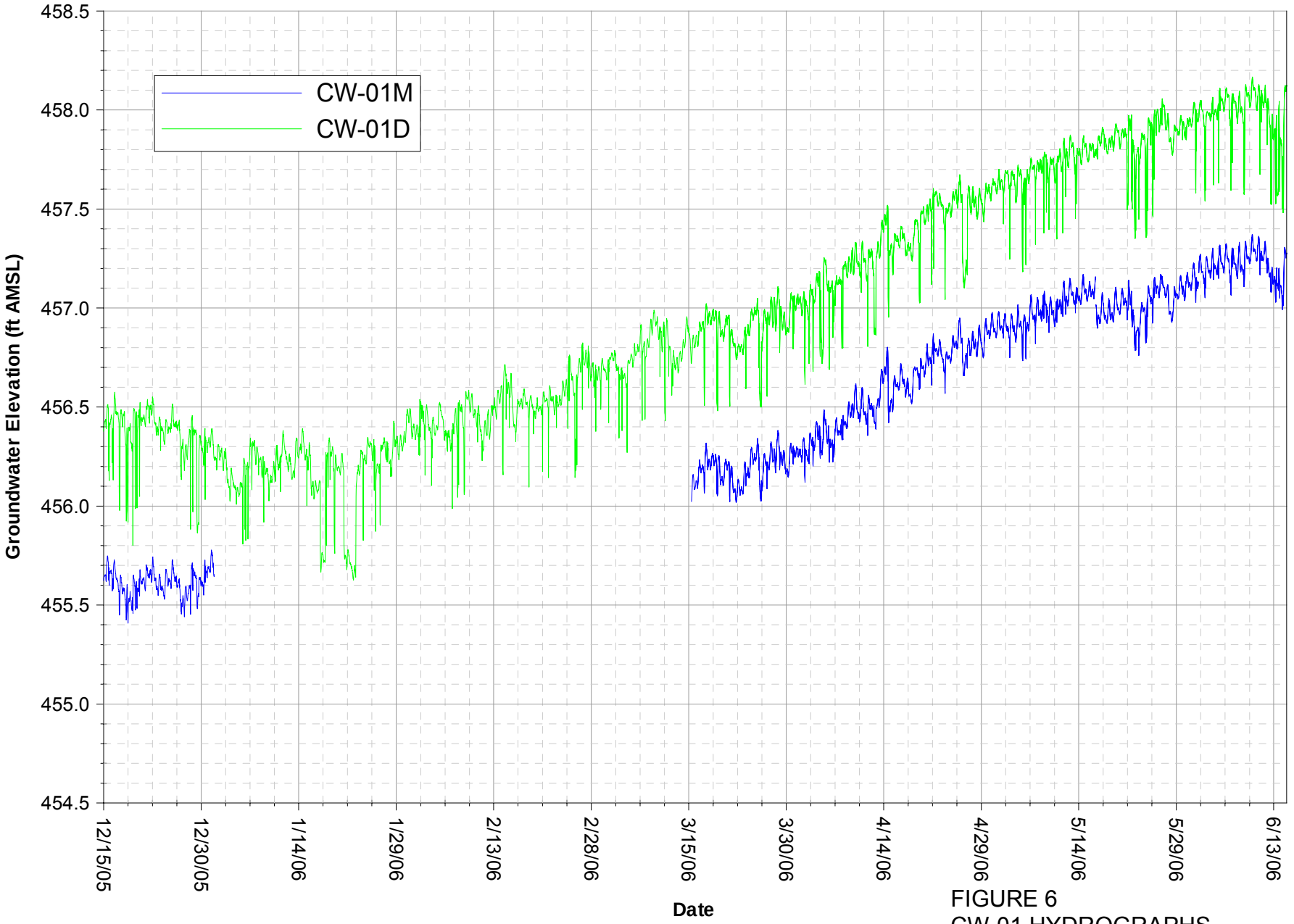


Note: Data subject to review.
CW-01M data unavailable from 1/1/06 through 3/15/06.

FIGURE 6
CW-01 HYDROGRAPHS
IM-3 COMPLIANCE MONITORING PROGRAM
PG & E TOPOCK COMPRESSOR STATION
NEEDLES, CALIFORNIA

CH2MHILL

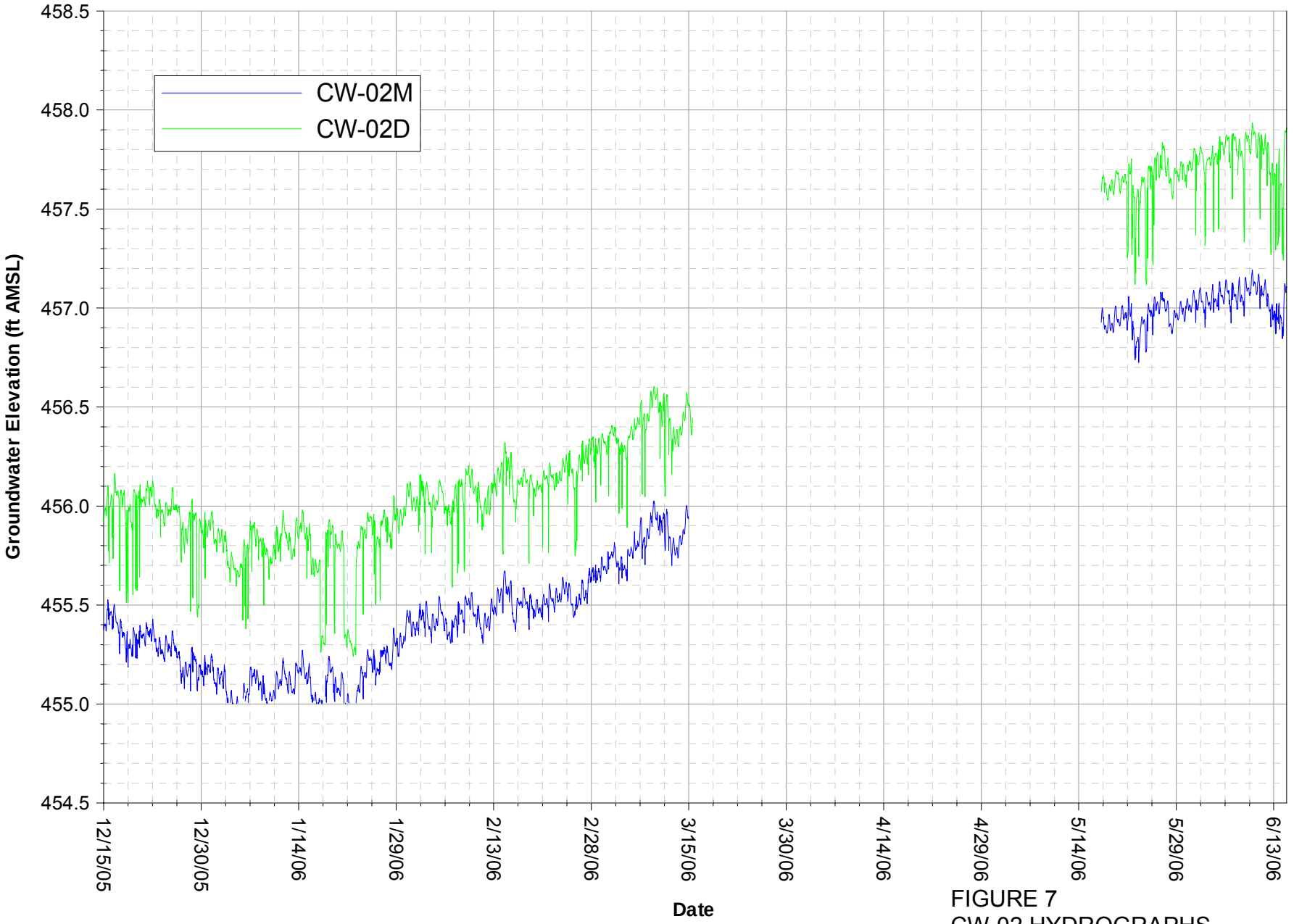


FIGURE 7
CW-02 HYDROGRAPHS
IM-3 COMPLIANCE MONITORING PROGRAM
PG & E TOPOCK COMPRESSOR STATION
NEEDLES, CALIFORNIA

Note: Data subject to review.
CW-02 tranducer data unavailable from 3/15/06 to 5/15/06 due to transducer failures.

CH2MHILL

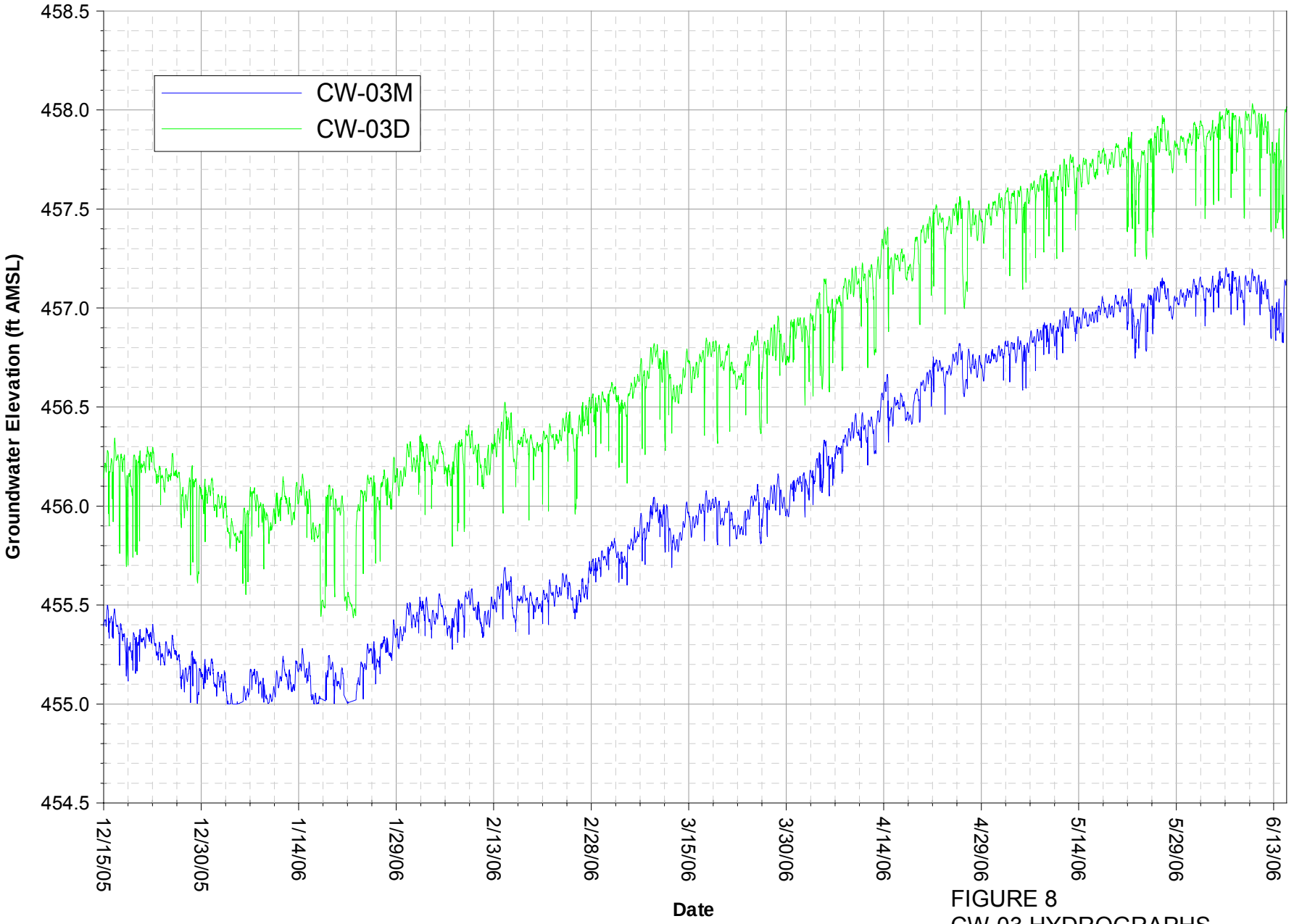


Note: Data subject to review.

FIGURE 8
CW-03 HYDROGRAPHS
IM-3 COMPLIANCE MONITORING PROGRAM
PG & E TOPOCK COMPRESSOR STATION
NEEDLES, CALIFORNIA

CH2MHILL

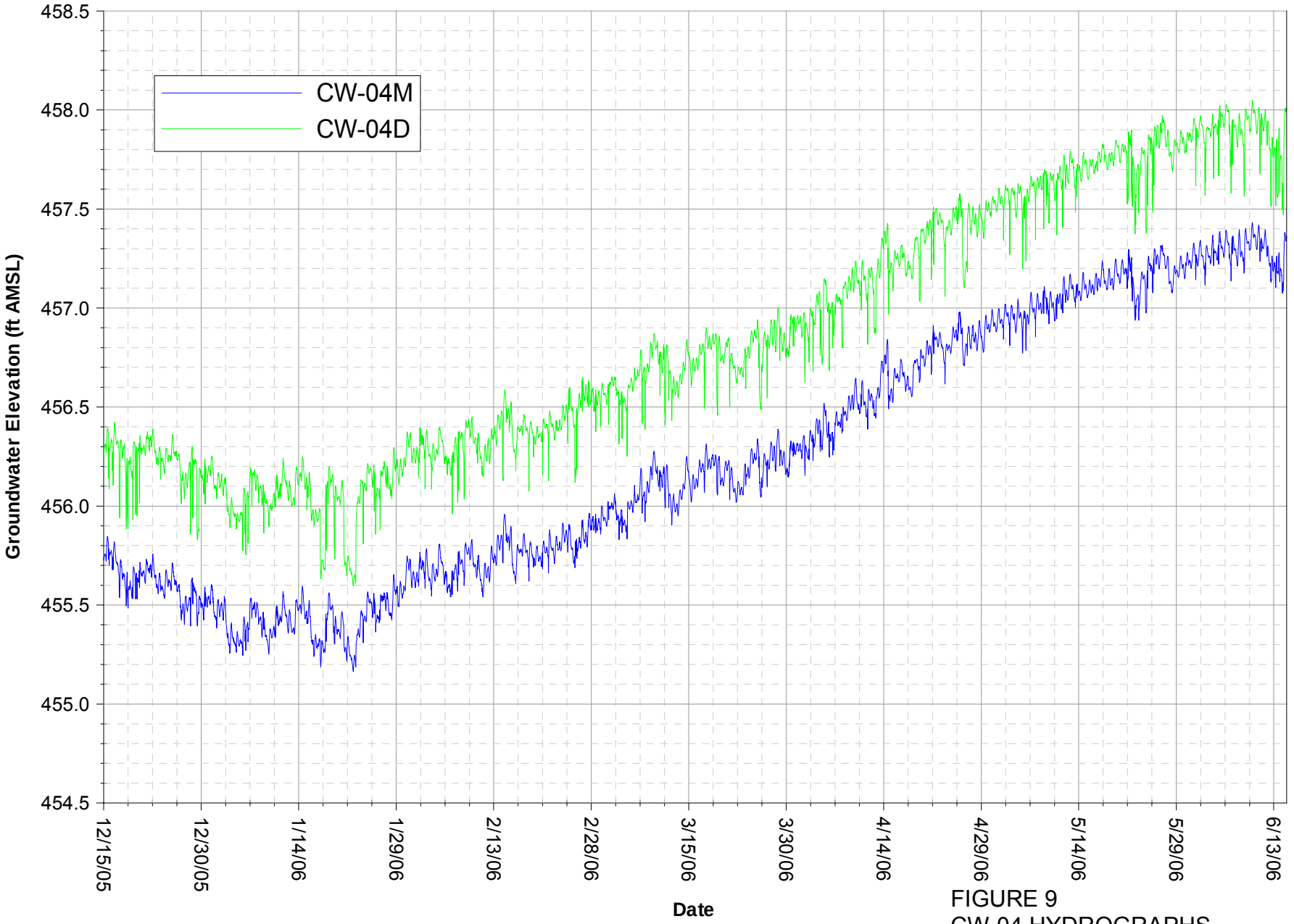


Note: Data subject to review.

FIGURE 9
CW-04 HYDROGRAPHS
IM-3 COMPLIANCE MONITORING PROGRAM
PG & E TOPOCK COMPRESSOR STATION
NEEDLES, CALIFORNIA

CH2MHILL

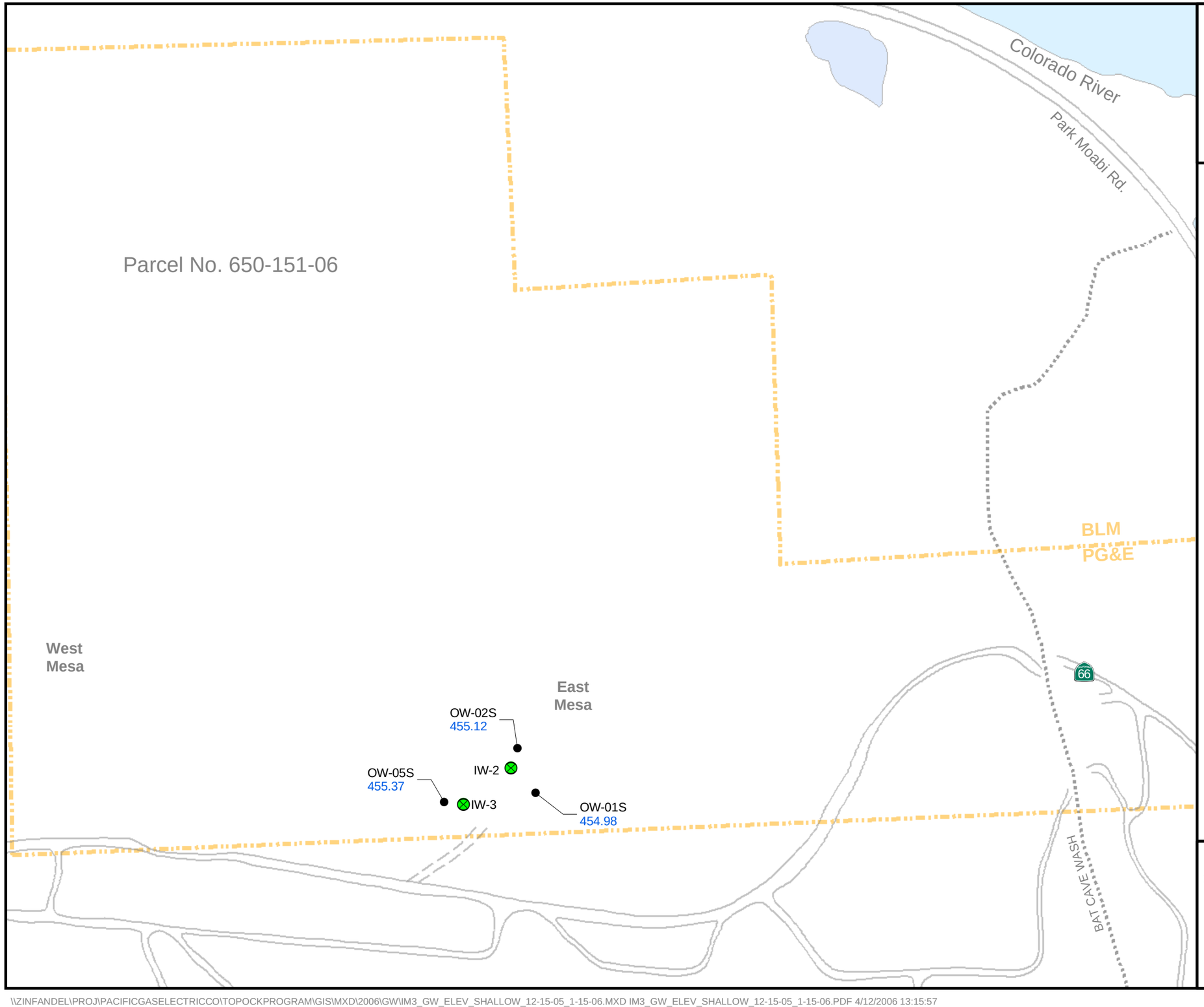


N

0 250 500 Feet

1 inch equals 250 feet

California State Plane NAD83 Zone 5 US Feet

**LEGEND**

- Groundwater Monitoring, Compliance, and Observation Well
- IM-3 Injection Well

**Groundwater Elevations for Shallow Wells in IM-3 Injection Area**

- **MW-41M** 454.75 — Salinity and temperature adjusted groundwater head elevation in feet above mean sea level (MSL)

**Note:** Data posted on monthly average heads.

# FIGURE 10
# GROUNDWATER ELEVATIONS FOR SHALLOW-DEPTH WELLS DECEMBER 15, 2005 TO JANUARY 15 , 2006

IM-3 COMPLIANCE MONITORING PROGRAM
PG&E TOPOCK COMPRESSOR STATION
NEEDLES, CALIFORNIA

CH2MHILL

\\ZINFANDEL\PROJ\PACIFICGASELECTRICCO\TOPOCKPROGRAM\GIS\MXD\2006\GW\IM3_GW_ELEV_SHALLOW_12-15-05_1-15-06.MXD IM3_GW_ELEV_SHALLOW_12-15-05_1-15-06.PDF 4/12/2006 13:15:57

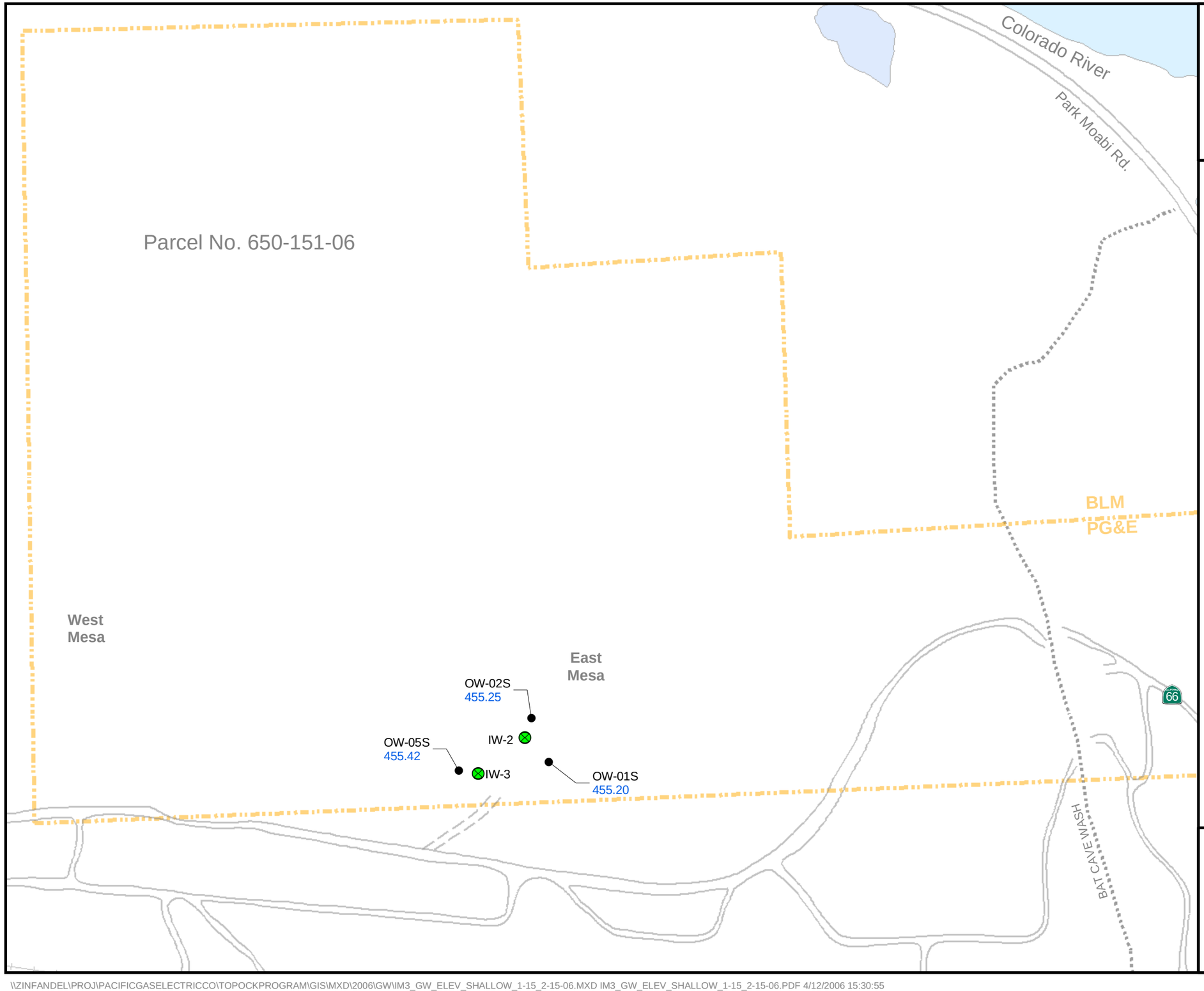


N

0 250 500 Feet

1 inch equals 250 feet

California State Plane NAD83 Zone 5 US Feet

**LEGEND**

- Groundwater Monitoring, Compliance, and Observation Well
- IM-3 Injection Well

**Groundwater Elevations for Shallow Wells in IM-3 Injection Area**

- **MW-41M** 454.75 — Salinity and temperature adjusted groundwater head elevation in feet above mean sea level (MSL)

**Note:** Data posted on monthly average heads.

# FIGURE 11
# GROUNDWATER ELEVATIONS FOR SHALLOW-DEPTH WELLS JANUARY 15 TO FEBRUARY 15, 2006

IM-3 COMPLIANCE MONITORING PROGRAM
PG&E TOPOCK COMPRESSOR STATION
NEEDLES, CALIFORNIA

CH2MHILL

\\ZINFANDEL\PROJ\PACIFICGASELECTRICCO\TOPOCKPROGRAM\GIS\MXD\2006\GW\IM3_GW_ELEV_SHALLOW_1-15_2-15-06.MXD IM3_GW_ELEV_SHALLOW_1-15_2-15-06.PDF 4/12/2006 15:30:55

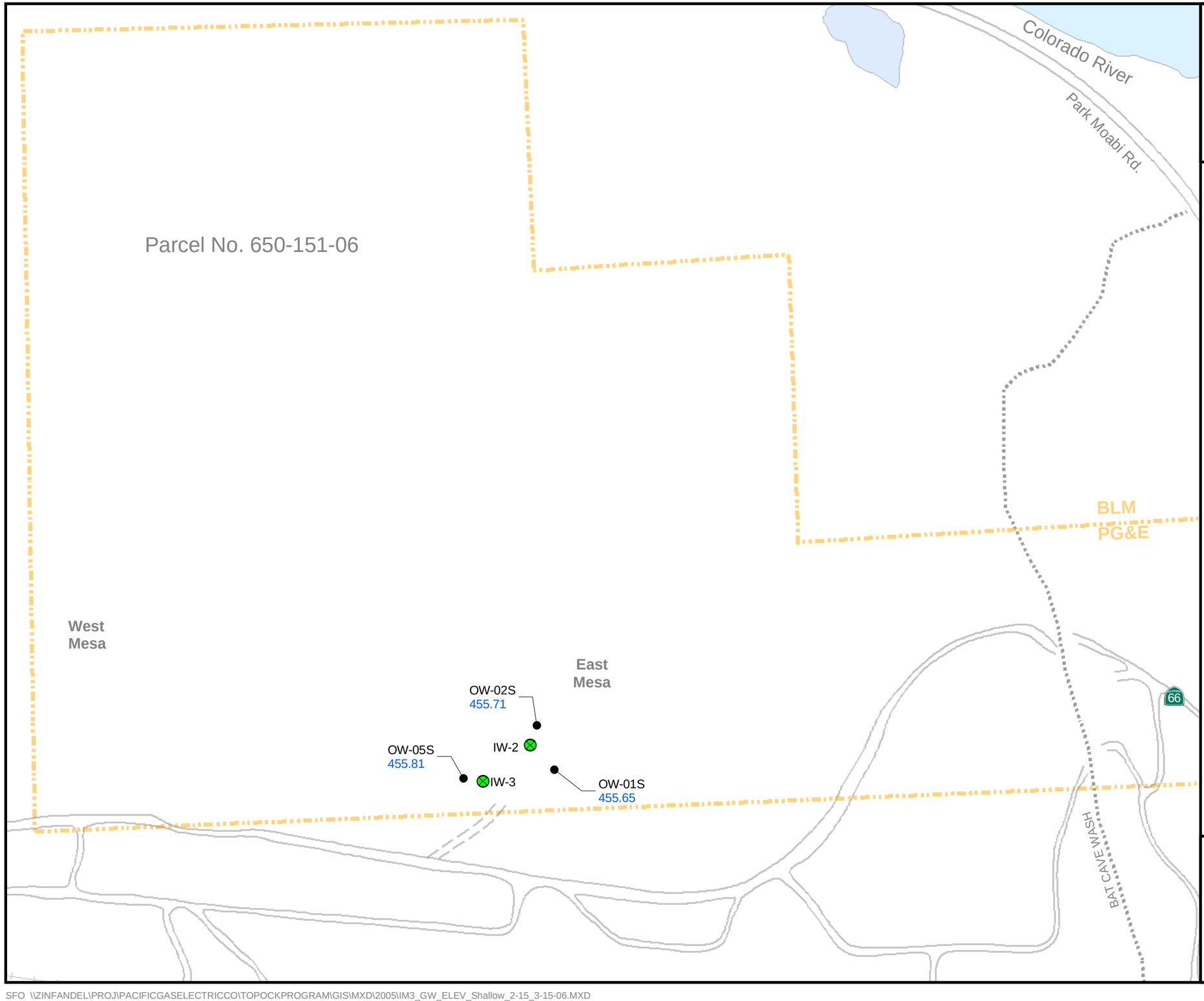


N

0 250 500 Feet

1 inch equals 250 feet

California State Plane NAD83 Zone 5 US Feet

**LEGEND**

- Groundwater Monitoring, Compliance, and Observation Well
- IM-3 Injection Well

**Groundwater Elevations for Shallow Wells in IM-3 Injection Area**

- **MW-41M** 454.75 — Salinity and temperature adjusted groundwater head elevation in feet above mean sea level (MSL)

**Notes:** Data posted on monthly average heads.

# FIGURE 12
# GROUNDWATER ELEVATIONS FOR SHALLOW-DEPTH WELLS FEBRUARY 15 TO MARCH 15, 2006

IM-3 COMPLIANCE MONITORING PROGRAM
PG&E TOPOCK COMPRESSOR STATION
NEEDLES, CALIFORNIA

CH2MHILL

SFO \\ZINFANDEL\PROJ\PACIFICGASELECTRICCO\TOPOCKPROGRAM\GIS\MXD\2005\IM3_GW_ELEV_Shallow_2-15_3-15-06.MXD

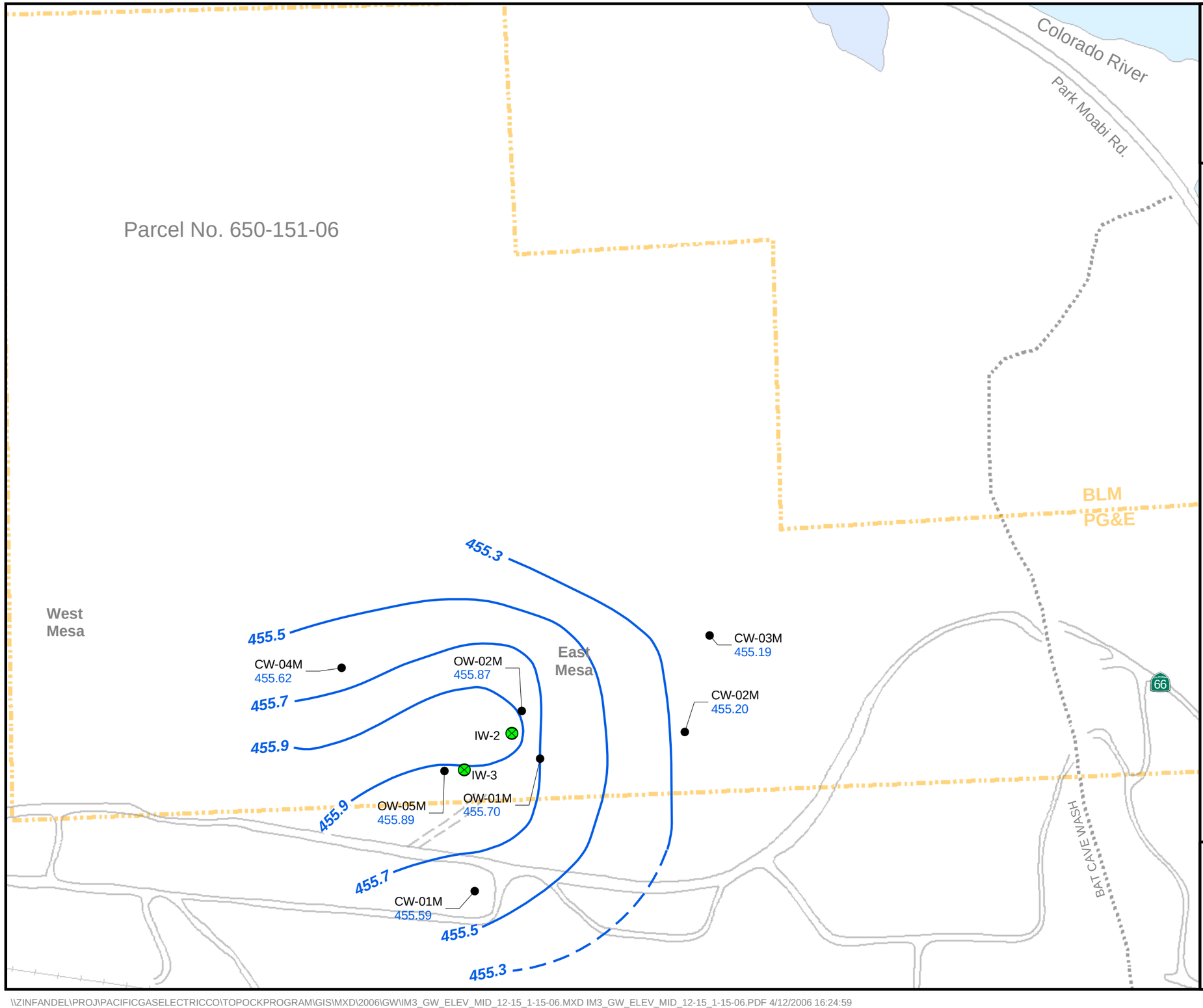


N

0 250 500 Feet

1 inch equals 250 feet

California State Plane NAD83 Zone 5 US Feet

**LEGEND**

- Groundwater Monitoring, Compliance, and Observation Well
- IM-3 Injection Well

**Groundwater Elevations for Mid-depth Wells in IM-3 Injection Area**

- **MW-41M** 454.75 — Salinity and temperature adjusted groundwater head elevation in feet above mean sea level (MSL)
- Groundwater elevation contour in feet above MSL (0.2 foot interval), dashed where inferred

**Note:** Data posted on monthly average heads.

**FIGURE 13**
**GROUNDWATER ELEVATION CONTOURS FOR MID-DEPTH WELLS DECEMBER 15 2005 TO JANUARY 15, 2006**

IM-3 COMPLIANCE MONITORING PROGRAM
PG&E TOPOCK COMPRESSOR STATION
NEEDLES, CALIFORNIA

CH2MHILL

\\ZINFANDEL\PROJ\PACIFICGASELECTRICCO\TOPOCKPROGRAM\GIS\MXD\2006\GW\IM3_GW_ELEV_MID_12-15_1-15-06.MXD IM3_GW_ELEV_MID_12-15_1-15-06.PDF 4/12/2006 16:24:59

Parcel No. 650-151-06

Colorado River

Park Moabi Rd.

BLM

PG&E

West Mesa

East Mesa

455.2

455.4

455.6

455.8

456.0

456.0

455.8

455.6

455.4

455.2

CW-04M
455.66

OW-02M
455.99

IW-2

OW-01M
455.75

IW-3

OW-05M
455.88

CW-03M
455.31

CW-02M
455.29

CW-01M
NA

66

BAT CAVE WASH

N

0 250 500 Feet

1 inch equals 250 feet

California State Plane NAD83 Zone 5 US Feet

**LEGEND**

- Groundwater Monitoring, Compliance, and Observation Well
- IM-3 Injection Well

**Groundwater Elevations for Mid-depth Wells in IM-3 Injection Area**

- **MW-41M** 454.75 — Salinity and temperature adjusted groundwater head elevation in feet above mean sea level (MSL)
- Groundwater elevation contour in feet above MSL (0.2 foot interval), dashed where inferred

**Notes:** Gradients on this figure show transient conditions in the aquifer at the time of measurement and may not reflect the expected average annual groundwater flow directions.

Data posted and contoured on monthly average heads.

# FIGURE 14
# GROUNDWATER ELEVATION CONTOURS FOR MID-DEPTH WELLS JANUARY 15 TO FEBRUARY 15, 2006

IM-3 COMPLIANCE MONITORING PROGRAM
PG&E TOPOCK COMPRESSOR STATION
NEEDLES, CALIFORNIA

CH2MHILL

\\ZINFANDEL\PROJ\PACIFICGASELECTRICCO\TOPOCKPROGRAM\GIS\MXD\2006\GW\IM3_GW_ELEV_MID_1-15_TO_2-15-06.MXD IM3_GW_ELEV_MID_1-15_TO_2-15-06.PDF 4/12/2006 16:27:06

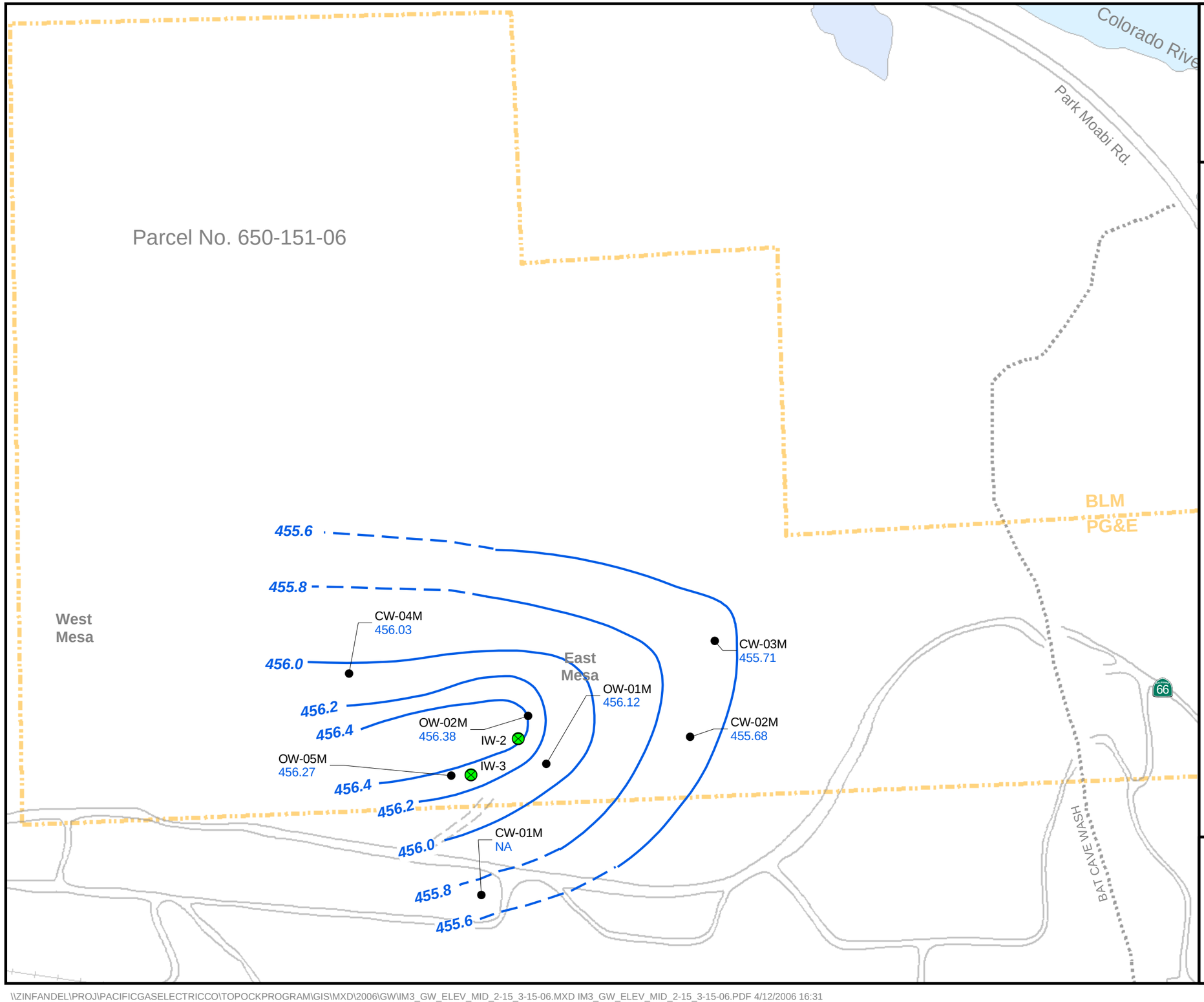


N

0 250 500 Feet

1 inch equals 250 feet

California State Plane NAD83 Zone 5 US Feet

**LEGEND**

- Groundwater Monitoring, Compliance, and Observation Well
- IM-3 Injection Well

**Groundwater Elevations for Mid-depth Wells in IM-3 Injection Area**

- **MW-41M** 454.75 — Salinity and temperature adjusted groundwater head elevation in feet above mean sea level (MSL)
- Groundwater elevation contour in feet above MSL (0.2 foot interval), dashed where inferred

**Notes:** Gradients on this figure show transient conditions in the aquifer at the time of measurement and may not reflect the expected average annual groundwater flow directions.

Data posted and contoured on monthly average heads.

# FIGURE 15
# GROUNDWATER ELEVATION CONTOURS FOR MID-DEPTH WELLS FEBRUARY 15 TO MARCH 15, 2006

IM-3 COMPLIANCE MONITORING PROGRAM
PG&E TOPOCK COMPRESSOR STATION
NEEDLES, CALIFORNIA

CH2MHILL

\\ZINFANDEL\PROJ\PACIFICGASELECTRICCO\TOPOCKPROGRAM\GIS\MXD\2006\GW\IM3_GW_ELEV_MID_2-15_3-15-06.MXD IM3_GW_ELEV_MID_2-15_3-15-06.PDF 4/12/2006 16:31

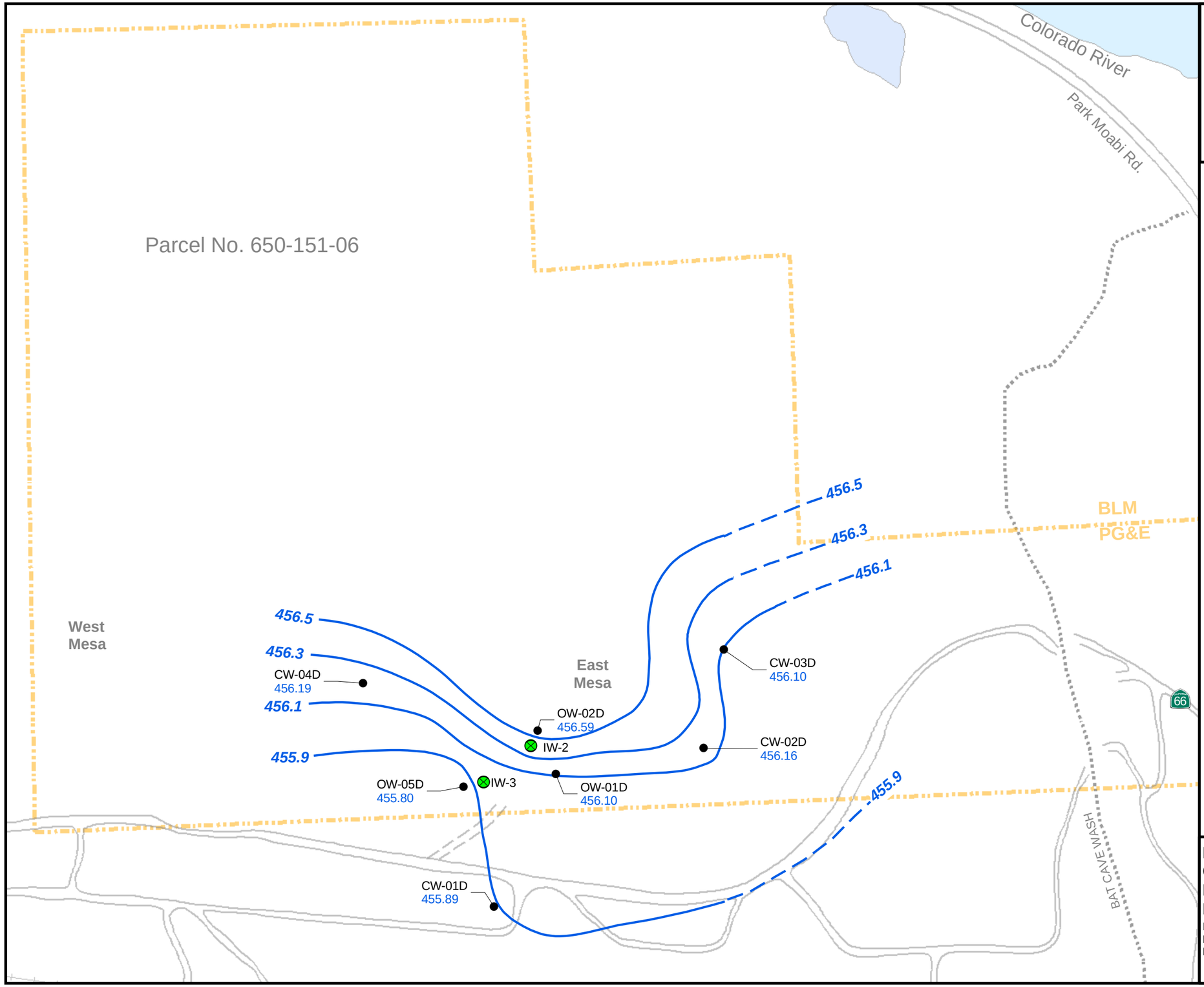


N

0 250 500 Feet

1 inch equals 250 feet

California State Plane NAD83 Zone 5 US Feet

**LEGEND**

- Groundwater Monitoring, Compliance, and Observation Well
- IM-3 Injection Well

**Groundwater Elevations for Deep Wells in IM-3 Injection Area**

- **MW-41M** 454.75 — Salinity and temperature adjusted groundwater head elevation in feet above mean sea level (MSL)
- Groundwater elevation contour in feet above MSL (0.2 foot interval), dashed where inferred

**Notes:** Gradients on this figure show transient conditions in the aquifer at the time of measurement and may not reflect the expected average annual groundwater flow directions.

Data posted and contoured on monthly average heads.

# FIGURE 16
# GROUNDWATER ELEVATION CONTOURS FOR DEEP WELLS DECEMBER 15, 2005 TO JANUARY 15, 2006

IM-3 COMPLIANCE MONITORING PROGRAM
PG&E TOPOCK COMPRESSOR STATION
NEEDLES, CALIFORNIA

CH2MHILL

\\ZINFANDEL\PROJ\PACIFICGASELECTRICCO\TOPOCKPROGRAM\GIS\MXD\2006\GW\IM3_GW_ELEV_DEEP_12-15_TO_1-15-06.MXD IM3_GW_ELEV_DEEP_12-15_TO_1-15-06.PDF 4/12/2006 16:32:57

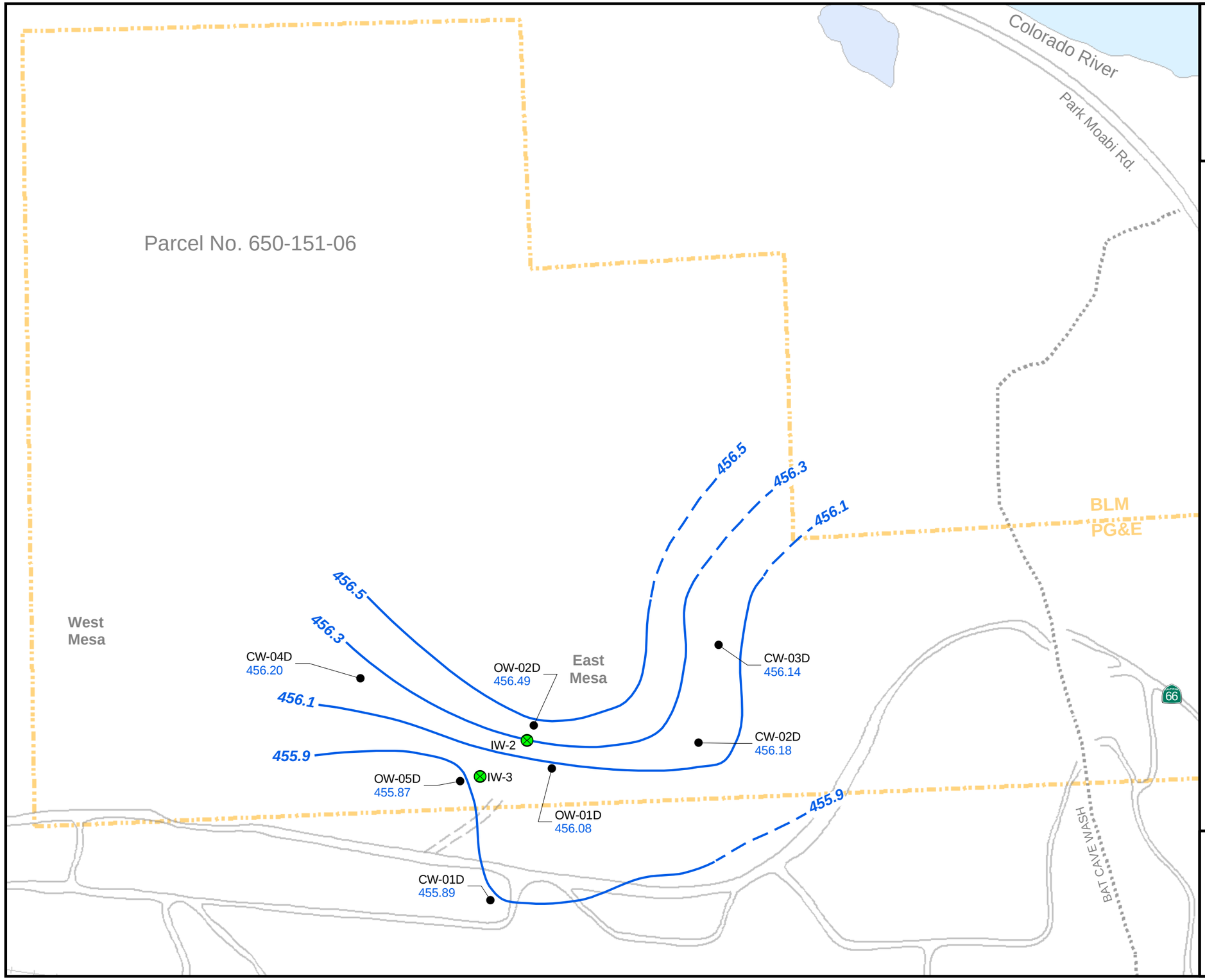


N

0 250 500 Feet

1 inch equals 250 feet

California State Plane NAD83 Zone 5 US Feet

**LEGEND**

- Groundwater Monitoring, Compliance, and Observation Well
- IM-3 Injection Well

**Groundwater Elevations for Deep Wells in IM-3 Injection Area**

- **MW-41M** 454.75 — Salinity and temperature adjusted groundwater head elevation in feet above mean sea level (MSL)
- Groundwater elevation contour in feet above MSL (0.2 foot interval), dashed where inferred

**Notes:** Gradients on this figure show transient conditions in the aquifer at the time of measurement and may not reflect the expected average annual groundwater flow directions.

Data posted and contoured on monthly average heads.

# FIGURE 17
# GROUNDWATER ELEVATION CONTOURS FOR DEEP WELLS JANUARY 15 TO FEBRUARY 15, 2006

IM-3 COMPLIANCE MONITORING PROGRAM
PG&E TOPOCK COMPRESSOR STATION
NEEDLES, CALIFORNIA

CH2MHILL

\\ZINFANDEL\PROJ\PACIFICGASELECTRICCO\TOPOCKPROGRAM\GIS\MXD\2006\GW\IM3_GW_ELEV_DEEP_1-15_TO_2-15-06.MXD IM3_GW_ELEV_DEEP_1-15_TO_2-15-06.PDF 4/12/2006 16:34:51

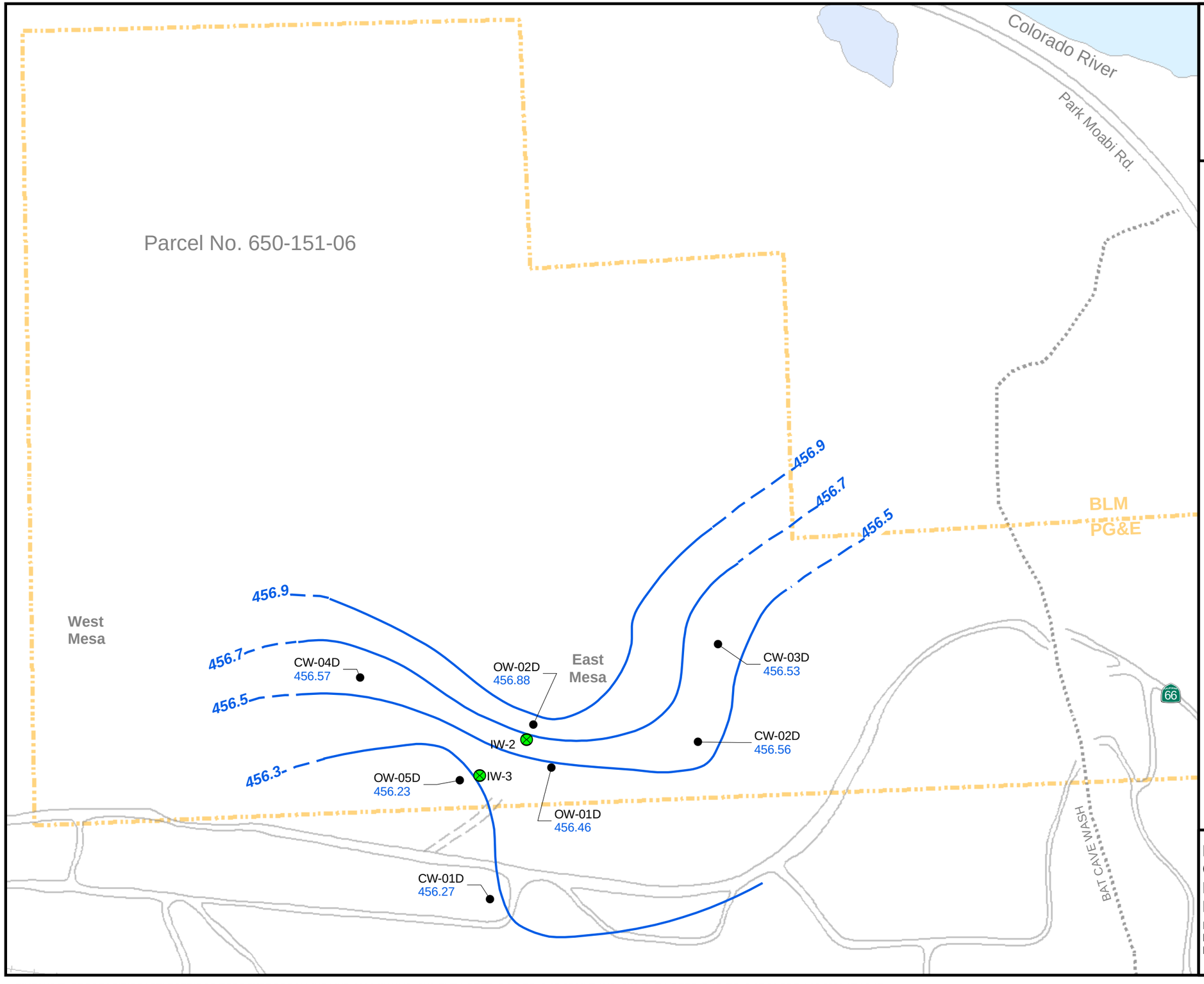


N

0 250 500 Feet

1 inch equals 250 feet

California State Plane NAD83 Zone 5 US Feet

**LEGEND**

- Groundwater Monitoring, Compliance, and Observation Well
- IM-3 Injection Well

**Groundwater Elevations for Deep Wells in IM-3 Injection Area**

- **MW-41M** 454.75 — Salinity and temperature adjusted groundwater head elevation in feet above mean sea level (MSL)
- Groundwater elevation contour in feet above MSL (0.2 foot interval), dashed where inferred

**Notes:** Gradients on this figure show transient conditions in the aquifer at the time of measurement and may not reflect the expected average annual groundwater flow directions.

Data posted and contoured on monthly average heads.

# FIGURE 18
# GROUNDWATER ELEVATION CONTOURS FOR DEEP WELLS FEBRUARY 15 TO MARCH 15, 2006

IM-3 COMPLIANCE MONITORING PROGRAM
PG&E TOPOCK COMPRESSOR STATION
NEEDLES, CALIFORNIA

CH2MHILL

\\ZINFANDEL\PROJ\PACIFICGASELECTRICCO\TOPOCKPROGRAM\GIS\MXD\2006\GW\IM3_GW_ELEV_DEEP_2-15_TO_3-15-06.MXD IM3_GW_ELEV_DEEP_2-15_TO_3-15-06.PDF 4/12/2006 17:18:47

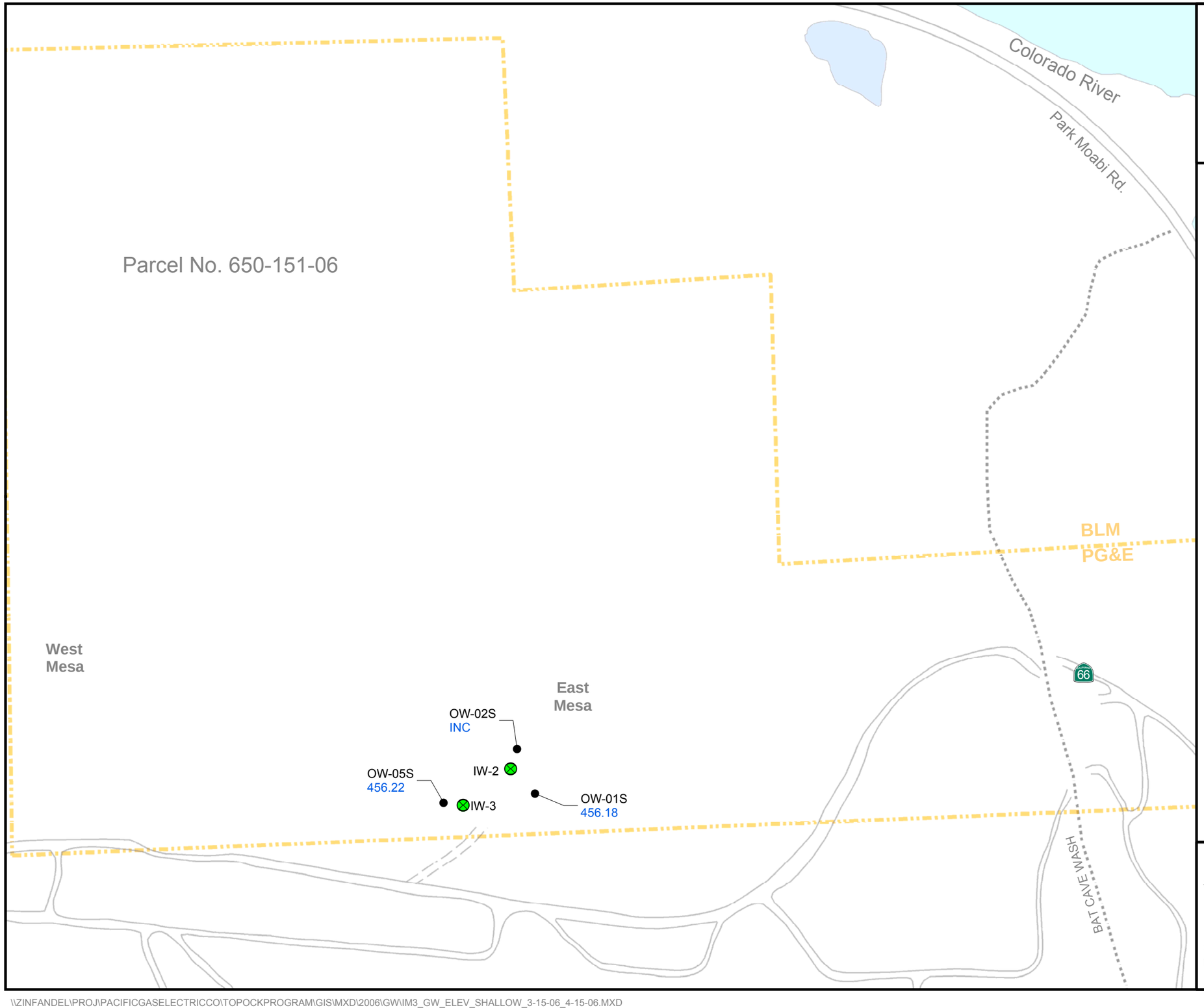


N

0 250 500 Feet

1 inch equals 250 feet

California State Plane NAD83 Zone 5 US Feet

**LEGEND**

- Groundwater Monitoring, Compliance, and Observation Well
- IM-3 Injection Well

**Groundwater Elevations for Shallow Wells in IM-3 Injection Area**

- **MW-41M** 454.75 — Salinity and temperature adjusted groundwater head elevation in feet above mean sea level (MSL)

**Note:** Average monthly groundwater elevations are calculated with pressure transducer data measured at 30 minuet intervals.
INC = Data incomplete or unvailable over reporting period.

# FIGURE 19
# AVERAGE GROUNDWATER ELEVATIONS FOR SHALLOW-DEPTH WELLS MARCH 15 THROUGH APRIL 15, 2006

IM-3 COMPLIANCE MONITORING PROGRAM
PG&E TOPOCK COMPRESSOR STATION
NEEDLES, CALIFORNIA

CH2MHILL

\\ZINFANDEL\PROJ\PACIFICGASELECTRICCO\TOPOCKPROGRAM\GIS\MXD\2006\GW\IM3_GW_ELEV_SHALLOW_3-15-06_4-15-06.MXD

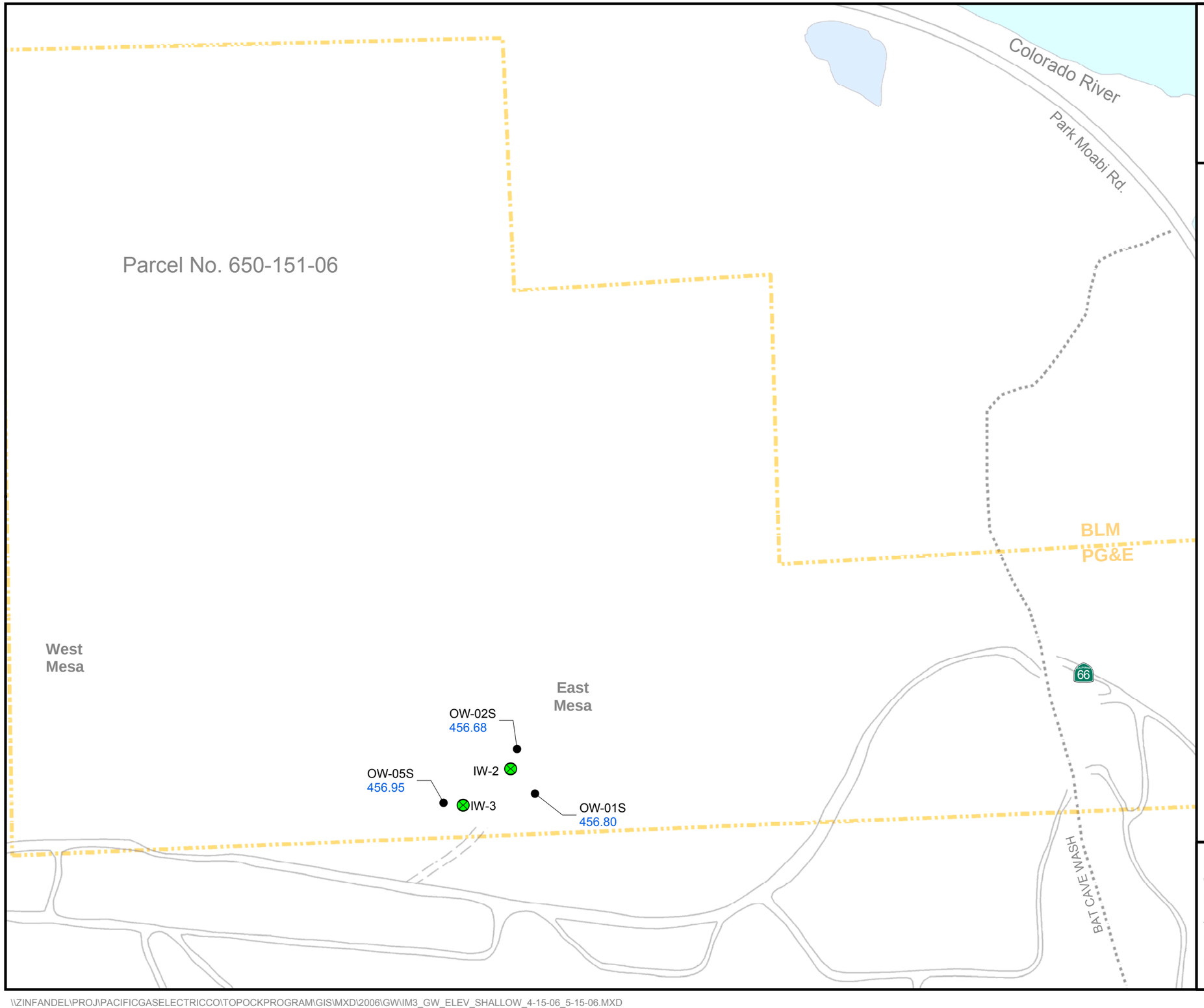


N

0 250 500 Feet

1 inch equals 250 feet

California State Plane NAD83 Zone 5 US Feet

**LEGEND**

- Groundwater Monitoring, Compliance, and Observation Well
- IM-3 Injection Well

**Groundwater Elevations for Shallow Wells in IM-3 Injection Area**

- **MW-41M** 454.75 — Salinity and temperature adjusted groundwater head elevation in feet above mean sea level (MSL)

**Note:** Average monthly groundwater elevations are calculated with pressure transducer data measured at 30 minuet intervals.

# FIGURE 20
# GROUNDWATER ELEVATIONS FOR SHALLOW-DEPTH WELLS APRIL 15 THROUGH MAY 15, 2006

IM-3 COMPLIANCE MONITORING PROGRAM
PG&E TOPOCK COMPRESSOR STATION
NEEDLES, CALIFORNIA

CH2MHILL

\\ZINFANDEL\PROJ\PACIFICGASELECTRICCO\TOPOCKPROGRAM\GIS\MXD\2006\GW\IM3_GW_ELEV_SHALLOW_4-15-06_5-15-06.MXD

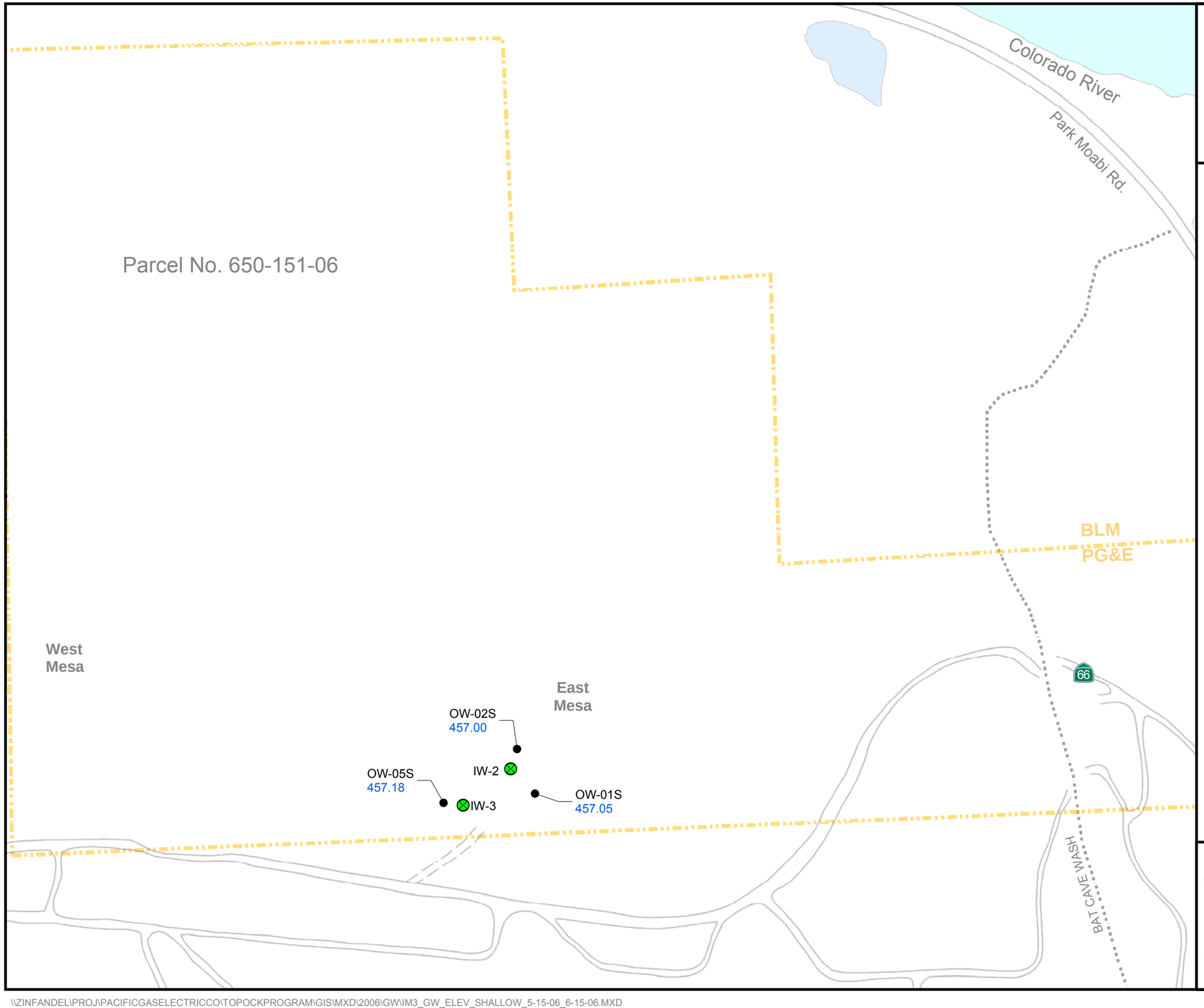


N

0 250 500 Feet

1 inch equals 250 feet

California State Plane NAD83 Zone 5 US Feet

**LEGEND**

- Groundwater Monitoring, Compliance, and Observation Well
- IM-3 Injection Well

**Groundwater Elevations for Shallow Wells in IM-3 Injection Area**

- **MW-41M** 454.75 — Salinity and temperature adjusted groundwater head elevation in feet above mean sea level (MSL)

**Note:** Average monthly groundwater elevations are calculated with pressure transducer data measured at 30 minuet intervals.

# FIGURE 21
# GROUNDWATER ELEVATIONS FOR SHALLOW-DEPTH WELLS MAY 15 THROUGH JUNE 15, 2006

IM-3 COMPLIANCE MONITORING PROGRAM
PG&E TOPOCK COMPRESSOR STATION
NEEDLES, CALIFORNIA

CH2MHILL

\\ZINFANDEL\PROJ\PACIFICGASELECTRICCO\TOPOCKPROGRAM\GIS\MXD\2006\GW\IM3_GW_ELEV_SHALLOW_5-15-06_6-15-06.MXD

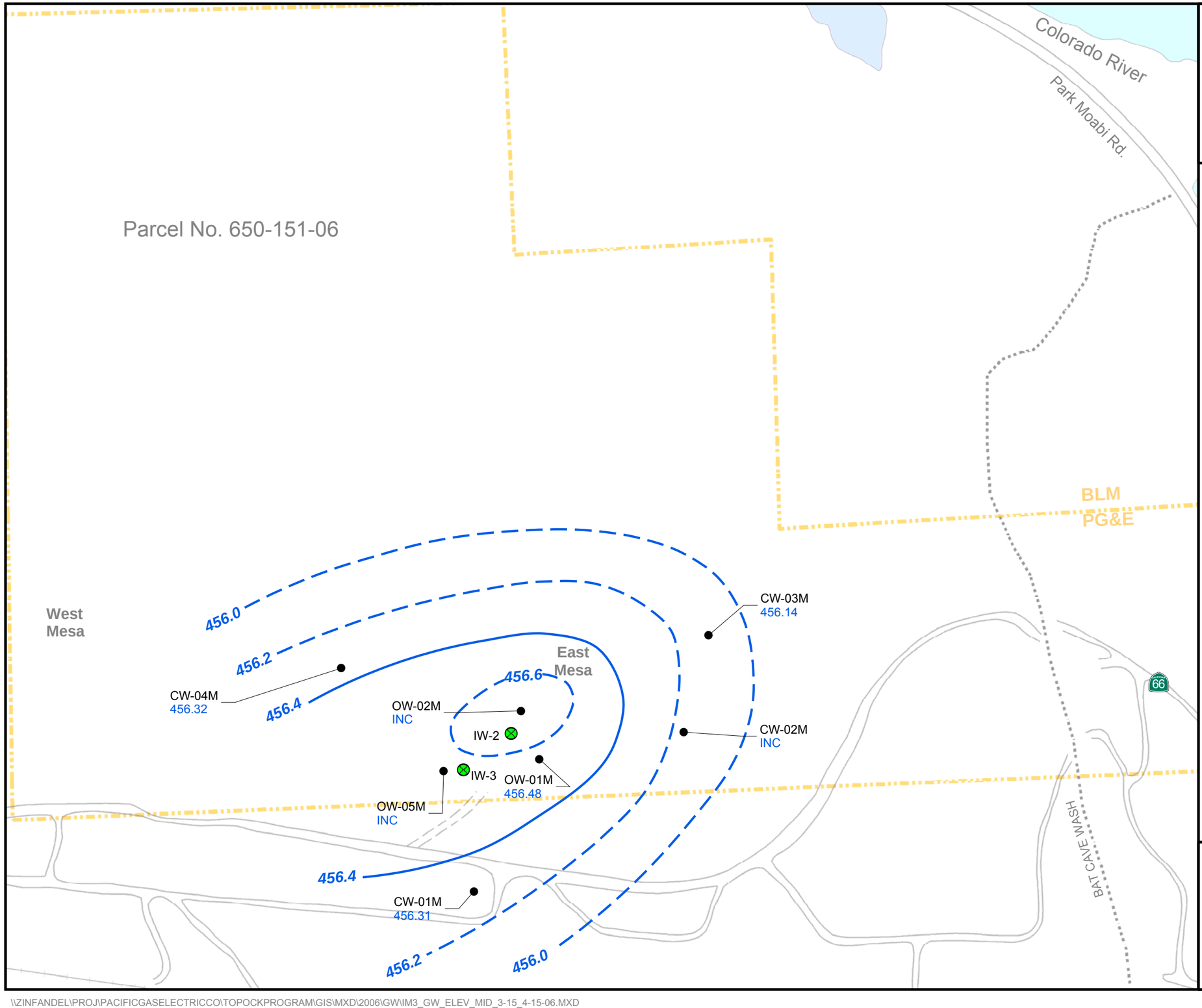


N

0 250 500 Feet

1 inch equals 250 feet

California State Plane NAD83 Zone 5 US Feet

**LEGEND**

- Groundwater Monitoring, Compliance, and Observation Well
- IM-3 Injection Well

**Groundwater Elevations for Mid-depth Wells in IM-3 Injection Area**

- **MW-41M** 454.75 — Salinity and temperature adjusted groundwater head elevation in feet above mean sea level (MSL)
- Groundwater elevation contour in feet above MSL (0.2 foot interval), dashed where inferred

**Note:** Average monthly groundwater elevations are calculated with pressure transducer data measured at 30 minuet intervals.
INC = Data incomplete or unvailable over reporting period.

**FIGURE 22**
**GROUNDWATER ELEVATION CONTOURS FOR MID-DEPTH WELLS MARCH 15 THROUGH APRIL 15, 2006**

IM-3 COMPLIANCE MONITORING PROGRAM
PG&E TOPOCK COMPRESSOR STATION
NEEDLES, CALIFORNIA

CH2MHILL

\\ZINFANDEL\PROJ\PACIFICGASELECTRICCO\TOPOCKPROGRAM\GIS\MXD\2006\GW\IM3_GW_ELEV_MID_3-15_4-15-06.MXD

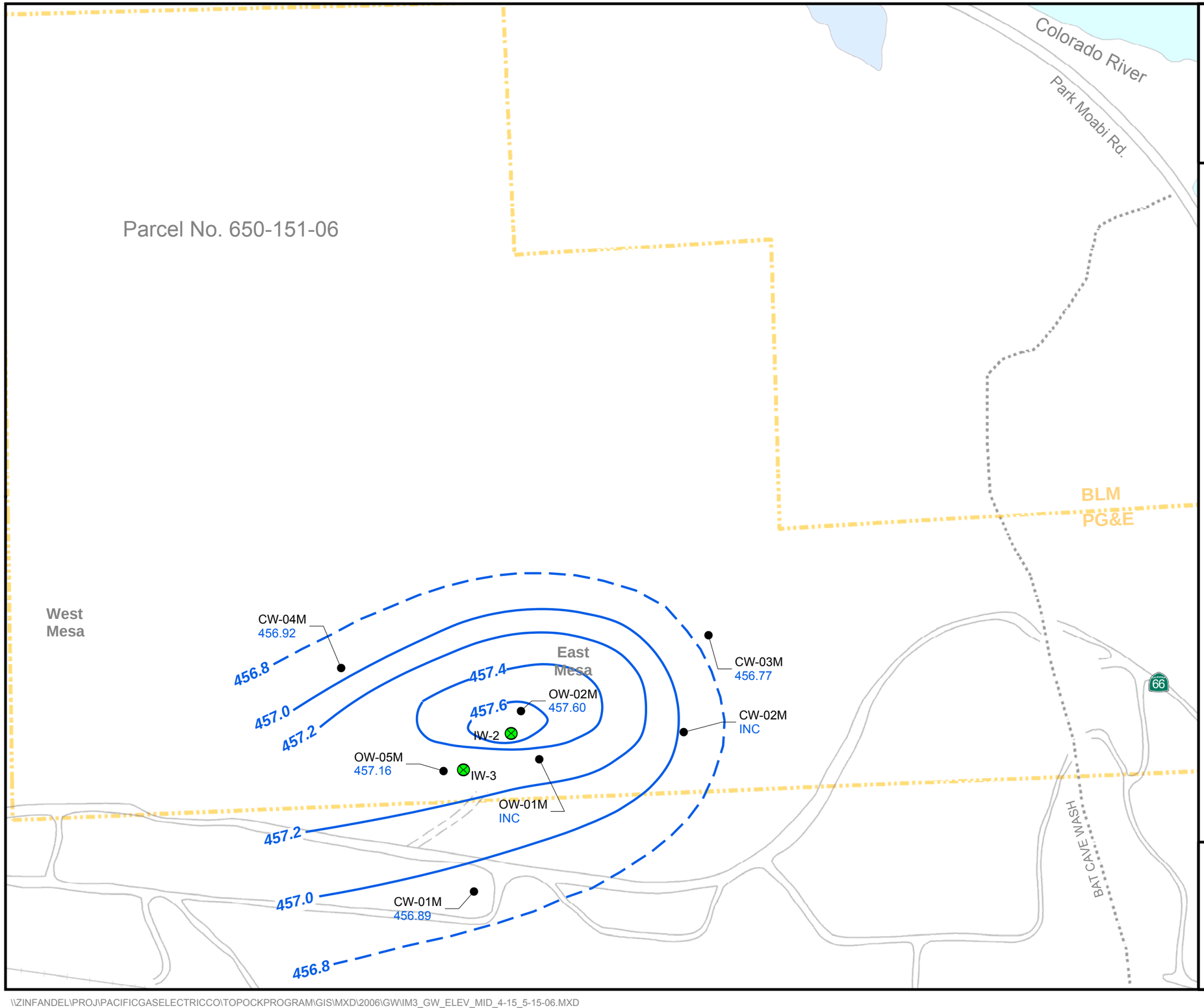


N

0 250 500 Feet

1 inch equals 250 feet

California State Plane NAD83 Zone 5 US Feet

**LEGEND**

- Groundwater Monitoring, Compliance, and Observation Well
- IM-3 Injection Well

**Groundwater Elevations for Mid-depth Wells in IM-3 Injection Area**

- **MW-41M** 454.75 — Salinity and temperature adjusted groundwater head elevation in feet above mean sea level (MSL)
- Groundwater elevation contour in feet above MSL (0.2 foot interval), dashed where inferred

**Note:** Average monthly groundwater elevations are calculated with pressure transducer data measured at 30 minuet intervals.

INC = Data incomplete or unavailable over reporting period.

# FIGURE 23
# GROUNDWATER ELEVATION CONTOURS FOR MID-DEPTH WELLS APRIL 15 THROUGH MAY 15, 2006

IM-3 COMPLIANCE MONITORING PROGRAM
PG&E TOPOCK COMPRESSOR STATION
NEEDLES, CALIFORNIA

CH2MHILL

\\ZINFANDEL\PROJ\PACIFICGASELECTRICCO\TOPOCKPROGRAM\GIS\MXD\2006\GW\IM3_GW_ELEV_MID_4-15_5-15-06.MXD

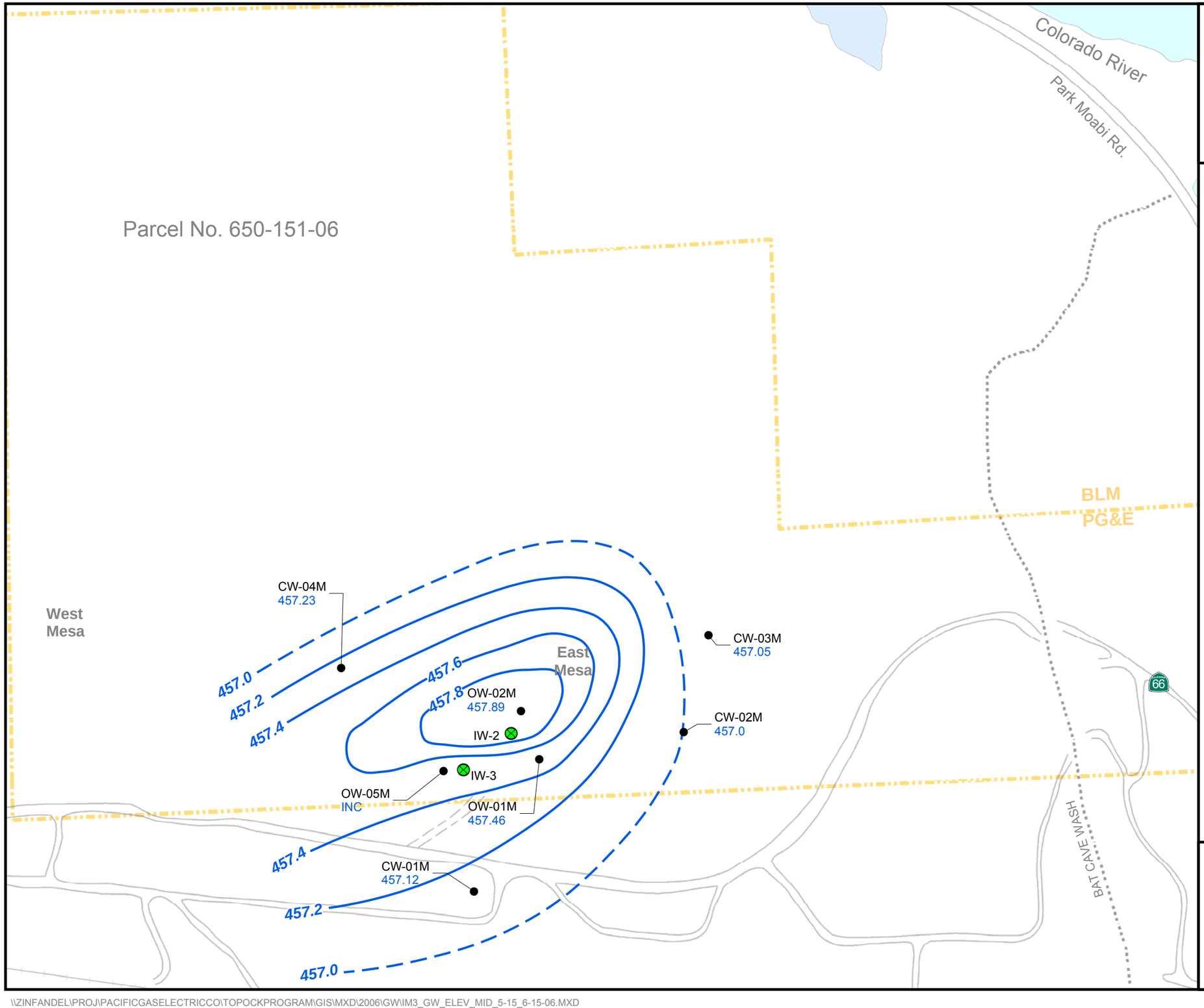


N

0 250 500 Feet

1 inch equals 250 feet

California State Plane NAD83 Zone 5 US Feet

**LEGEND**

- Groundwater Monitoring, Compliance, and Observation Well
- IM-3 Injection Well

**Groundwater Elevations for Mid-depth Wells in IM-3 Injection Area**

- **MW-41M** 454.75 — Salinity and temperature adjusted groundwater head elevation in feet above mean sea level (MSL)
- Groundwater elevation contour in feet above MSL (0.2 foot interval), dashed where inferred

**Note:** Average monthly groundwater elevations are calculated with pressure transducer data measured at 30 minuet intervals.
INC = Data incomplete or unavailable over reporting period.

# FIGURE 24
# GROUNDWATER ELEVATION CONTOURS FOR MID-DEPTH WELLS MAY 15 TO JUNE 15, 2006

IM-3 COMPLIANCE MONITORING PROGRAM
PG&E TOPOCK COMPRESSOR STATION
NEEDLES, CALIFORNIA

CH2MHILL

\\ZINFANDEL\PROJ\PACIFICGASELECTRICCO\TOPOCKPROGRAM\GIS\MXD\2006\GW\IM3_GW_ELEV_MID_5-15_6-15-06.MXD

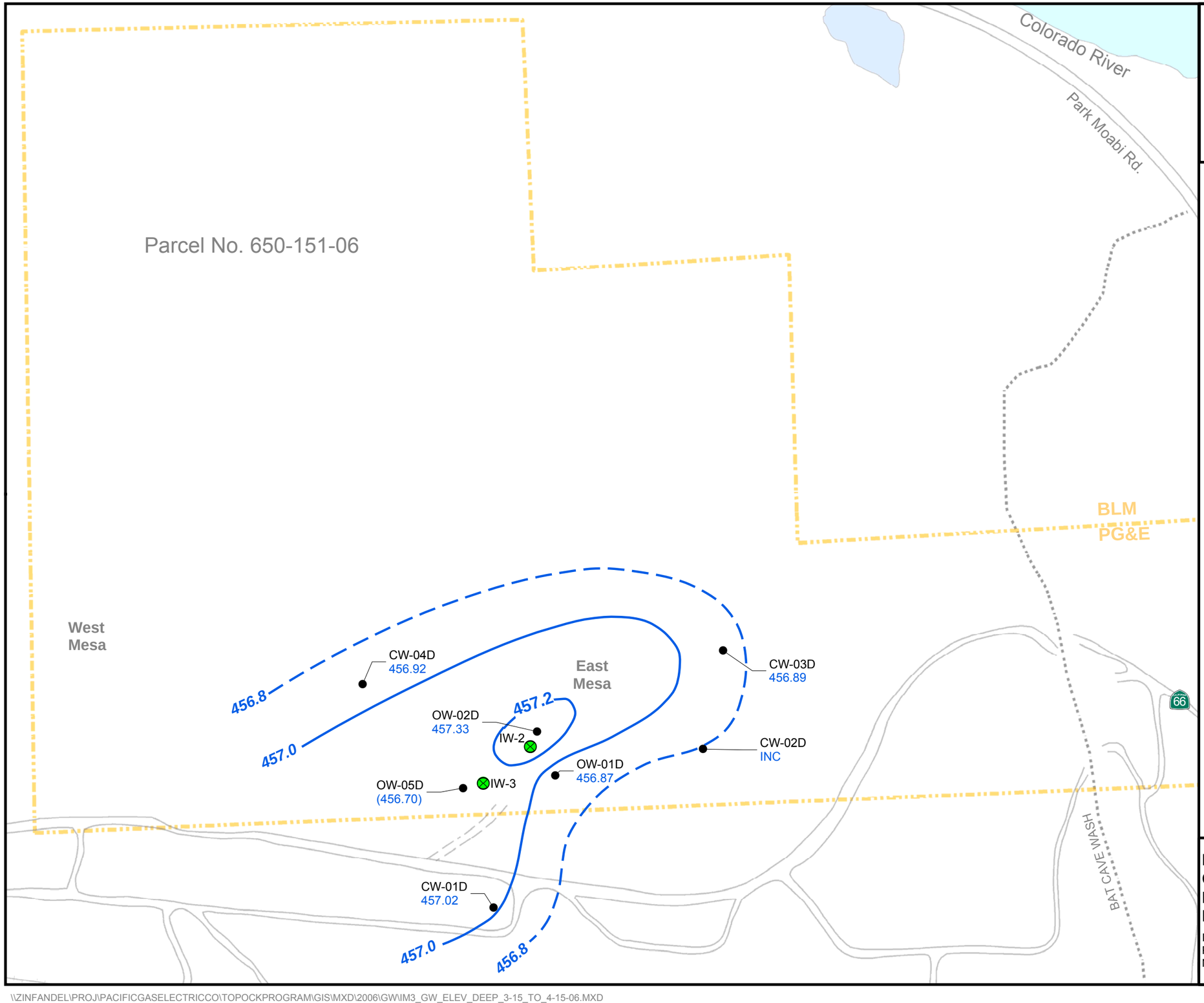


N

0 250 500 Feet

1 inch equals 250 feet

California State Plane NAD83 Zone 5 US Feet

**LEGEND**

- Groundwater Monitoring, Compliance, and Observation Well
- IM-3 Injection Well

**Groundwater Elevations for Deep Wells in IM-3 Injection Area**

- **MW-41M** 454.75 — Salinity and temperature adjusted groundwater head elevation in feet above mean sea level (MSL)
- Groundwater elevation contour in feet above MSL (0.2 foot interval), dashed where inferred

**Notes:**
Gradients on this figure show transient conditions in the aquifer at the time of measurement and may not reflect the expected average annual groundwater flow directions.

OW-05D excluded from contouring.

Data posted and contoured from monthly average heads measured with tranducers at 30 minuet intervals.

# FIGURE 25
# GROUNDWATER ELEVATION CONTOURS FOR DEEP WELLS MARCH 15 THROUGH APRIL15, 2006

IM-3 COMPLIANCE MONITORING PROGRAM
PG&E TOPOCK COMPRESSOR STATION
NEEDLES, CALIFORNIA

CH2MHILL

\\ZINFANDEL\PROJ\PACIFICGASELECTRICCO\TOPOCKPROGRAM\GIS\MXD\2006\GW\IM3_GW_ELEV_DEEP_3-15_TO_4-15-06.MXD

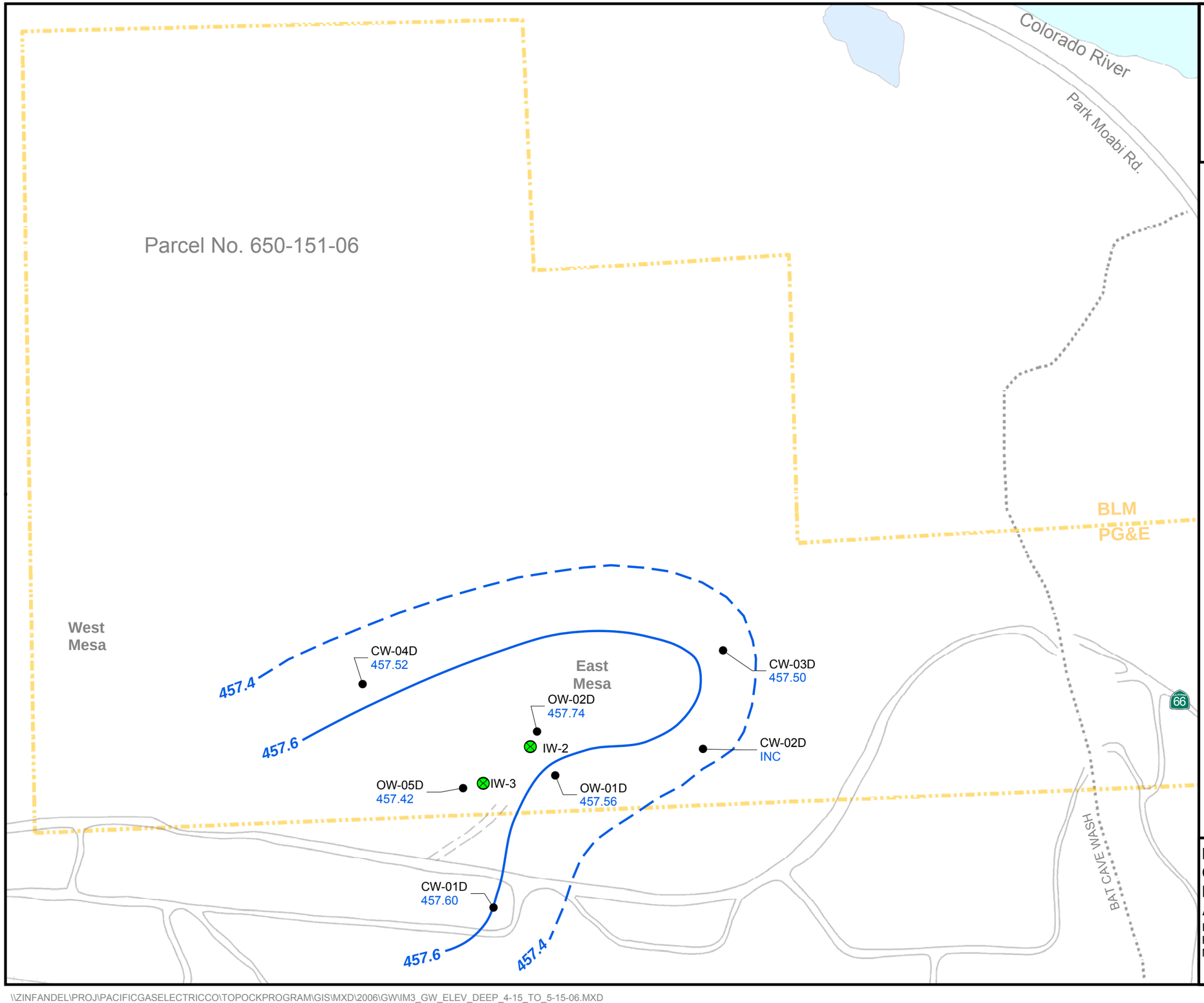


N

0 250 500 Feet

1 inch equals 250 feet

California State Plane NAD83 Zone 5 US Feet

**LEGEND**

- Groundwater Monitoring, Compliance, and Observation Well
- IM-3 Injection Well

**Groundwater Elevations for Deep Wells in IM-3 Injection Area**

- **MW-41M** 454.75 — Salinity and temperature adjusted groundwater head elevation in feet above mean sea level (MSL)
- Groundwater elevation contour in feet above MSL (0.2 foot interval), dashed where inferred

**Notes:** Gradients on this figure show transient conditions in the aquifer at the time of measurement and may not reflect the expected average annual groundwater flow directions.

Data posted and contoured from monthly average heads measured with tranducers at 30 minuet intervals.

# FIGURE 26
# GROUNDWATER ELEVATION CONTOURS FOR DEEP WELLS APRIL 15 TO MAY 15, 2006

IM-3 COMPLIANCE MONITORING PROGRAM
PG&E TOPOCK COMPRESSOR STATION
NEEDLES, CALIFORNIA

CH2MHILL

\\ZINFANDEL\PROJ\PACIFICGASELECTRICCO\TOPOCKPROGRAM\GIS\MXD\2006\GW\IM3_GW_ELEV_DEEP_4-15_TO_5-15-06.MXD

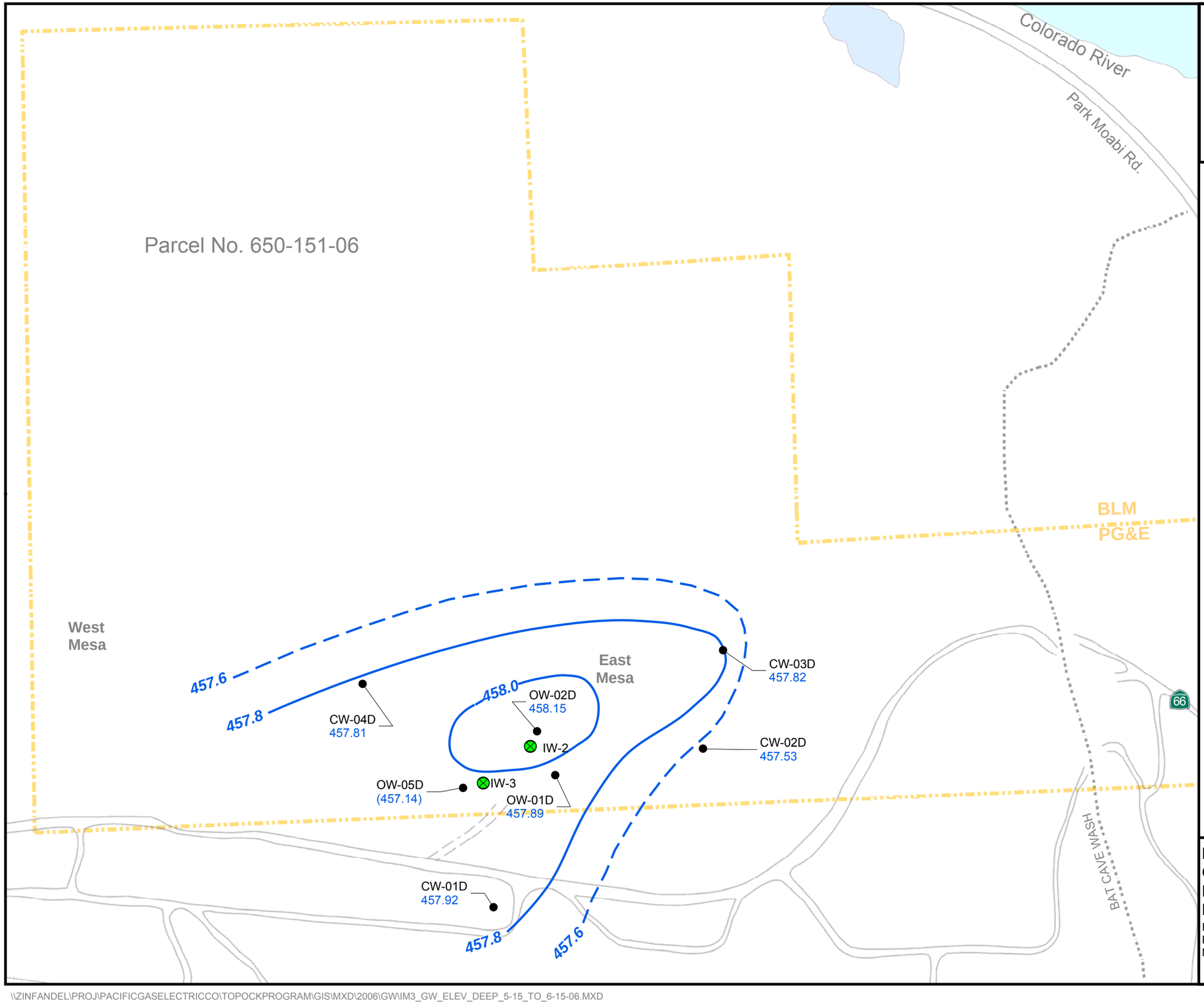


N

0 250 500 Feet

1 inch equals 250 feet

California State Plane NAD83 Zone 5 US Feet

**LEGEND**

- Groundwater Monitoring, Compliance, and Observation Well
- IM-3 Injection Well

**Groundwater Elevations for Deep Wells in IM-3 Injection Area**

- **MW-41M** 454.75 — Salinity and temperature adjusted groundwater head elevation in feet above mean sea level (MSL)
- Groundwater elevation contour in feet above MSL (0.2 foot interval), dashed where inferred

**Notes:** Gradients on this figure show transient conditions in the aquifer at the time of measurement and may not reflect the expected average annual groundwater flow directions.

OW-05D excluded from contouring.

Data posted and contoured from monthly average heads measured with tranducers at 30 minuet intervals.

# FIGURE 27
# GROUNDWATER ELEVATION CONTOURS FOR DEEP WELLS MAY 15 THROUGH JUNE 15, 2006

IM-3 COMPLIANCE MONITORING PROGRAM
PG&E TOPOCK COMPRESSOR STATION
NEEDLES, CALIFORNIA

CH2MHILL

\\ZINFANDEL\PROJ\PACIFICGASELECTRICCO\TOPOCKPROGRAM\GIS\MXD\2006\GW\IM3_GW_ELEV_DEEP_5-15_TO_6-15-06.MXD

# Appendix A
# Field Data Sheets and Chains of Custody
# First Half 2006 Semiannual Monitoring Events

**Project Name** PGE Topock CMP
Job Number 332959.CM.FW.01
Field Team 1
Field Conditions Hot & Breezy (81.°)

**Sampling Event** 2006-CMP-007
**Date** 3/15/06
Page 5 of 5

**Well/Sample Number** OW-01S-007
**QC Sample ID** NA
QC Sample Time
Purge Start Time 1330
Purge Method ____ Ded. Pump ____
Flow Cell (Y) N
Min. Purge Volume (gal)/(L) 10 gal Purge Rate (gpm)/(mLpm) 1.5 gpm

| Water Level | Time | Vol. Purged gallons / liters | pH | Conductivity mS/cm | Turbidity NTU | Diss. Oxygen mg/L | Temp. oC | Salinity % | TDS g/L | Eh/ORP mv | Comments (See description below |
|---|---|---|---|---|---|---|---|---|---|---|---|
| | 1335 | 2.5 | 7.80 | 2.37 | 99 | 6.03 | 28.38 | .12 | 1.5 | 202 | |
| | 1340 | 5 | 7.87 | 2.39 | 43.2 | 5.39 | 28.62 | .12 | 1.5 | 201 | |
| | 1345 | 7.5 | 7.87 | 2.40 | 26.7 | 5.43 | 28.58 | .12 | 1.5 | 201 | |
| | 1345 | 10.0 | 7.86 | 2.40 | 18.6 | 5.41 | 28.58 | .12 | 1.5 | 199 | |
| | 1360 | 12.5 | 7.86 | 2.39 | 11.1 | 5.42 | 28.51 | .12 | 1.5 | 201 | |
| | 1355 | 15 | 7.89 | 2.39 | 10.2 | 5.49 | 28.52 | .12 | 1.5 | 201 | |
| | 1400 | 17.5 | 7.84 | 2.39 | 10.0 | 5.50 | 28.54 | .12 | 1.5 | 202 | |
| | | | | | | | | | | | |
| | | | | | | | | | | | |
| **Parameter Stabilization Criteria** | | | +/- 0.1 pH units | +/- 3% | +/- 10% NTU units when >10 NTUs | +/- 0.3 mg/L | NA | NA | NA | +/- 10 mV | |
| Did Parameters Stablize prior to sampling? | | | | | | | NA | | | | |
| Previous Field measurement (12/5/2005) | | | 7.82 | 2430 | 6.74 | 6.54 | 28.5 | 0.1 | | 44 | |
| Are measurements consistent with previous? | | | | | | | NA | | | | |

Sample Time 1406 Sample Location: pump tubing X well port ____ spigot ____ bailer ____ other ____
Comments: BECAUSE of the insulation of the pump. WATER levels are not possible during purge.

Initial Depth to Water (ft BTOC): 94.10
WD (Well Depth - from table) ft btc (114)
SWH (Standing Water Height) = WD-Initial Depth 19.9
D (Volume as per diameter) 2"= 0.17, 4"= 0.66, 1"=0.04 (2 in)
One Casing Volume = D*SWH 3.38 x 3
Three Casing Volumes = 10.14

Measure Point: (Well TOC) Steel Casing
WATER LEVEL METER SERIAL NUMBER: C-10/0/3

| Initial DTW / Before Removal | | If Transducer: Approx. 5 min After Reinstallation | | |
|---|---|---|---|---|
| Time | Initial DTW | Time | Final DTW | Time of Removal 1310 / Time of Reinstallation 1433 |
| 1304 | 94.10 | 1438 | 94.08 | |

Comments:

**Color:** clear, grey, yellow, brown, black, cloudy, green
**Odor:** none, sulphur, organic, other
**Solids:** Trace, Small Qu, Med Qu, Large Qu, Particulate, Silt, Sand

42.35@1315

Topock Sampling Log

**Project Name** PGE Topock CMP
Job Number 332959.CM.FW.01
Field Team 1
Field Conditions WARM & CLEAR

**Sampling Event** 2006-CMP-007
**Date** 3/13/06
Page 2 of 3

**Well/Sample Number** OW-01M-007
**QC Sample ID** NA — **QC Sample Time** —
Purge Start Time 1225
**Purge Method** Rediflo2 **Ded. Pump** No
Flow Cell Y / N
Min. Purge Volume (gal)/(L) 50gal **Purge Rate** (gpm)/(mLpm) 3gpm

| Water Level | Time | Vol. Purged gallons / liters | pH | Conductivity mS/cm | Turbidity NTU | Diss. Oxygen mg/L | Temp. oC | Salinity % | TDS g/L | Eh/ORP mv | Comments (See description below |
|---|---|---|---|---|---|---|---|---|---|---|---|
| | 1230 | 15 | 8.28 | 7.61 | 118 | 5.38 | 29.13 | .42 | 4.80 | 9 | WATER IS CLEAR W/NO ODOR |
| | 1235 | 30 | 8.27 | 7.62 | 49 | 5.39 | 29.20 | .42 | 4.80 | 11 | |
| | 1240 | 45 | 8.26 | 7.62 | 7.27 | 5.41 | 29.19 | .42 | 4.80 | 12 | |
| | 1242 | 50 | 8.26 | 7.60 | 6.81 | 5.40 | 29.31 | .41 | 4.79 | 13 | |
| | 1247 | 65 | 8.25 | 7.61 | 2.68 | 5.40 | 29.18 | .42 | 4.79 | 15 | |
| | | | | | | | | | | | |
| | | | | | | | | | | | |
| | | | | | | | | | | | |
| | | | | | | | | | | | |

| Parameter Stabilization Criteria | | +/- 0.1 pH units | +/- 3% | +/- 10% NTU units when >10 NTUs | +/- 0.3 mg/L | NA | NA | NA | +/- 10 mV | |
|---|---|---|---|---|---|---|---|---|---|---|
| Did Parameters Stablize prior to sampling? | | Y | Y | Y | Y | NA | — | — | Y | |
| Previous Field measurement | (12/5/2005) | 7.93 | 7.80 | 2.12 | 7.76 | 29.3 | 0.4 | | 30 | |
| Are measurements consistent with previous? | | Y | Y | Y | N | NA | — | — | N | |

Sample Time 1250 Sample Location: pump tubing X well port ____ spigot ____ bailer ____ other ____

Comments: Could not get DTW because of clamps on the pump tubing

Initial Depth to Water (ft BTOC): 93.70
WD (Well Depth - from table) ft btc (189)
SWH (Standing Water Height) = WD-Initial Depth 95.1
D (Volume as per diameter) 2"= 0.17, 4"= 0.66, 1"=0.04 (2 in)
One Casing Volume = D*SWH 16.17
Three Casing Volumes = 48.50

Measure Point: Well TOC / Steel Casing
WATER LEVEL METER SERIAL NUMBER: PGE-2005-6

| Initial DTW / Before Removal | | If Transducer | | |
|---|---|---|---|---|
| | | Approx. 5 min After Reinstallation | | Time of Removal 1222 |
| Time | Initial DTW | Time | Final DTW | Time of Reinstallation 1315 |
| 1218 | 93.90 | 1335 | 94.62 | |

Comments:

**Color:** clear, grey, yellow, brown, black, cloudy, green
**Odor:** none, sulphur, organic, other
**Solids:** Trace, Small Qu, Med Qu, Large Qu, Particulate, Silt, Sand

**Project Name** PGE Topock CMP
Job Number 332959.CM.FW.01
Field Team 1 Field Conditions Hot & Clear

**Sampling Event** 2006-CMP-007
**Date** 3/14/06
Page 1 of 3

**Well/Sample Number** OW-01D-007 **QC Sample ID** NA QC Sample Time —
Purge Start Time 1125 Purge Method Redi-flo2 Ded. Pump No
Flow Cell: Y / N Min. Purge Volume (gal)/(L) 96 gal Purge Rate (gpm)/(mLpm)

| Water Level | Time | Vol. Purged gallons / liters | pH | Conductivity mS/cm | Turbidity NTU | Diss. Oxygen mg/L | Temp. oC | Salinity % | TDS g/L | Eh/ORP mv | Comments (See description below |
|---|---|---|---|---|---|---|---|---|---|---|---|
| | 1130 | 15 | 8.36 | 7.41 | 3.45 | 1.35 | 29.28 | .41 | 4.72 | 85 | WATER is clear w/No |
| | 1135 | 30 | 8.30 | 7.58 | 110 | 3.42 | 29.66 | .41 | 4.78 | 75 | odor. |
| | 1140 | 45 | 8.38 | 7.60 | 418 | 4.10 | 29.78 | .42 | 4.81 | 65 | |
| | 1145 | 60 | 8.41 | 7.63 | 683 | 4.37 | 29.99 | .42 | 4.81 | 50 | |
| | 1150 | 75 | 8.43 | 7.64 | 112 | 4.55 | 30.13 | .42 | 4.81 | 41 | |
| | 1158 | 95 | 8.45 | 7.63 | 18.7 | 4.64 | 29.80 | .42 | 4.80 | 30 | |
| | 1203 | 110 | 8.46 | 7.63 | 9.41 | 4.66 | 30.15 | .42 | 4.81 | 26 | |
| | 1208 | 125 | 8.46 | 7.62 | 7.27 | 4.69 | 30.29 | .42 | 4.80 | 24 | |
| | | | | | | | | | | | |
| **Parameter Stabilization Criteria** | | | +/- 0.1 pH units | +/- 3% | +/- 10% NTU units when >10 NTUs | +/- 0.3 mg/L | NA | NA | NA | +/- 10 mV | |
| Did Parameters Stablize prior to sampling? | | | Y | Y | N Y | Y | NA | — | — | N Y | |
| Previous Field measurement (12/5/2005) | | | 8.08 | 7350 | 3.89 | 5.08 | 30.2 | 0.4 | | -7 | |
| Are measurements consistent with previous? | | | Y | Y | N | Y | NA | — | — | N | |

Sample Time ~~1205~~ 1208 Sample Location: pump tubing X well port ____ spigot ____ bailer ____ other ____
Comments: WATER level meter is not passing hose clamps on the pump hose Unable to get DTW's during purge.

Initial Depth to Water (ft BTOC): 93.55
Measure Point: (Well TOC) Steel Casing WATER LEVEL METER SERIAL NUMBER: PGE 2005-8
WD (Well Depth - from table) ft btc (281)
SWH (Standing Water Height) = WD-Initial Depth 187.45
D (Volume as per diameter) 2"= 0.17, 4"= 0.66, 1"=0.04 (2 in)
One Casing Volume = D*SWH 31.86
Three Casing Volumes = 95.60

| Initial DTW / Before Removal | | If Transducer: Approx. 5 min After Reinstallation | | |
|---|---|---|---|---|
| Time | Initial DTW | Time | Final DTW | Time of Removal 0853 |
| 0850 | 93.55 | 1303 | 94.00 | Time of Reinstallation 1258 |
| Comments: | | | | |

**Color:** clear, grey, yellow, brown, black, cloudy, green **Odor:** none, sulphur, organic, other **Solids:** Trace, Small Qu, Med Qu, Large Qu, Particulate, Silt, Sand

**Project Name** PGE Topock CMP
Job Number 332959.CM.FW.01
Field Team 1 Field Conditions Hot & Clear

**Sampling Event** 2006-CMP-007
Date 3/15/05
Page 4 of 5

**Well/Sample Number** OW-02S-007 **QC Sample ID** MW-90-007 QC Sample Time 1300
Purge Start Time 1215 Purge Method Redi-Flo2 Ded. Pump N
Flow Cell (Y) / N Min. Purge Volume (gal)/(L) 15gal Purge Rate (gpm)/(mLpm) 1gpm

| Water Level | Time | Vol. Purged gallons / liters | pH | Conductivity mS/cm | Turbidity NTU | Diss. Oxygen mg/L | Temp. oC | Salinity % | TDS g/L | Eh/ORP mv | Comments (See description below |
|---|---|---|---|---|---|---|---|---|---|---|---|
| | 1218 | 3 | 8.02 | 1.87 | 24.4 | 7.46 | 28.51 | .09 | 1.2 | 161 | Clear w/No odor |
| | 1221 | 6 | 8.00 | 1.87 | 20.9 | 7.36 | 28.50 | .09 | 1.2 | 140 | |
| | 1224 | 9 | 8.03 | 1.88 | 8.99 | 7.20 | 28.50 | .09 | 1.2 | 114 | |
| | 1227 | 12 | 8.03 | 1.88 | 6.12 | 7.19 | 28.46 | .09 | 1.2 | 98 | |
| | 1230 | 15 | 8.01 | 1.89 | 5.33 | 7.22 | 28.38 | .09 | 1.2 | 92 | |
| | 1233 | 18 | 7.97 | 1.87 | 5.42 | 7.20 | 28.38 | .09 | 1.2 | 89 | |
| | 1236 | 21 | 7.97 | 1.87 | 6.00 | 7.19 | 28.39 | .09 | 1.2 | 83 | |
| | | | | | | | | | | | |
| | | | | | | | | | | | |

| Parameter Stabilization Criteria | +/- 0.1 pH units | +/- 3% | +/- 10% NTU units when >10 NTUs | +/- 0.3 mg/L | NA | NA | NA | +/- 10 mV |
|---|---|---|---|---|---|---|---|---|
| Did Parameters Stablize prior to sampling? | Y | Y | Y | Y | NA | — | — | Y |
| Previous Field measurement (12/6/2005) | 7.79 | 1780 | 5.66 | 5.23 | 27.07 | 0.1 | | 22 |
| Are measurements consistent with previous? | Y | Y | Y | N | NA | — | — | N |

Sample Time 1240 Sample Location: pump tubing ✓ well port _____ spigot _____ bailer _____ other _____

Comments: DTW not possible w/this pump set-up. (not during purge)

Initial Depth to Water (ft BTOC): 92.79
WD (Well Depth - from table) ft btc (121)
SWH (Standing Water Height) = WD-Initial Depth 28.21
D (Volume as per diameter) 2"= 0.17, 4"= 0.66, 1"=0.04 (2 in)
One Casing Volume = D*SWH 4.79x3
Three Casing Volumes = 14.38

Measure Point: Well TOC / Steel Casing WATER LEVEL METER SERIAL NUMBER: C-10013

| Initial DTW / Before Removal | | If Transducer: Approx. 5 min After Reinstallation | | |
|---|---|---|---|---|
| Time | Initial DTW | Time | Final DTW | Time of Removal 1208 / Time of Reinstallation 1245 |
| 1202 | 92.79 | 1304 | 92.80 | |

Comments:

**Color:** clear, grey, yellow, brown, black, cloudy, green **Odor:** none, sulphur, organic, other **Solids:** Trace, Small Qu, Med Qu, Large Qu, Particulate, Silt, Sand

**Project Name** PGE Topock CMP
Job Number 332959.CM.FW.01
Field Team 1 Field Conditions WARM & OVERCAST

**Sampling Event** 2006-CMP-007
**Date** 3/24/06
Page 3 of 4

**Well/Sample Number** OW-02M-007 **QC Sample ID** NA QC Sample Time —
Purge Start Time 1320 Purge Method Redi-flo2 Ded. Pump No
Flow Cell (Y) / N Min. Purge Volume (gal)/(L) 60 gal Purge Rate (gpm)/(mLpm) 2 gpm

| Water Level | Time | Vol. Purged gallons / liters | pH | Conductivity mS/cm | Turbidity NTU | Diss. Oxygen mg/L | Temp. oC | Salinity % | TDS g/L | Eh/ORP mv | Comments (See description below) |
|---|---|---|---|---|---|---|---|---|---|---|---|
| — | 1325 | 10 | 8.28 | 7.48 | 31.3 | 6.84 | 28.81 | .40 | 4.67 | — | WATER is CLEAR |
| — | 1330 | 20 | 7.88 | 7.45 | 27.8 | 2.68 | 29.28 | .41 | 4.71 | 5 | w/No ODOR |
| — | 1335 | 30 | 8.18 | 7.63 | 10.9 | 5.29 | 28.45 | .42 | 4.80 | -6 | |
| — | 1340 | 40 | 8.20 | 7.65 | 3.6 | 5.44 | 27.92 | .42 | 4.81 | 1 | |
| — | 1345 | 50 | 8.20 | 7.62 | 2.3 | 5.46 | 27.96 | .42 | 4.80 | 3 | |
| — | 1350 | 60 | 8.20 | 7.63 | 3.81 | 5.47 | 27.85 | .42 | 4.80 | 3 | |
| | | | | | | | | | | | |
| | | | | | | | | | | | |
| | | | | | | | | | | | |

| Parameter Stabilization Criteria | +/- 0.1 pH units | +/- 3% | +/- 10% NTU units when >10 NTUs | +/- 0.3 mg/L | NA | NA | NA | +/- 10 mV |
|---|---|---|---|---|---|---|---|---|
| Did Parameters Stablize prior to sampling? | Y | Y | Y | Y | NA | — | — | Y |
| Previous Field measurement (12/6/2005) | 7.89 | 7.80 | 1.01 | 5.65 | 30.7 | 0.39 | | 40 |
| Are measurements consistent with previous? | N | Y | Y | Y | NA | — | — | N |

Sample Time 1352 Sample Location: pump tubing ✓ well port ____ spigot ____ bailer ____ other ____
Comments: DTW during purge is not possible with the this set-up.

Initial Depth to Water (ft BTOC): 92.38
WD (Well Depth - from table) ft btc (211)
SWH (Standing Water Height) = WD-Initial Depth 118.62
D (Volume as per diameter) 2"= 0.17, 4"= 0.66, 1"=0.04 (2 in) .17
One Casing Volume = D*SWH 20.17
Three Casing Volumes = 60.50

Measure Point: Well TOC Steel Casing WATER LEVEL METER SERIAL NUMBER: PGE2005-0

| Initial DTW / Before Removal | | Approx. 5 min After Reinstallation | | If Transducer | |
|---|---|---|---|---|---|
| Time | Initial DTW | Time | Final DTW | Time of Removal | 1317 |
| 1315 | 92.38 | 1435 | 92.36 | Time of Reinstallation | 1428 |
| Comments: | | | | | |

**Color:** clear, grey, yellow, brown, black, cloudy, green **Odor:** none, sulphur, organic, other **Solids:** Trace, Small Qu, Med Qu, Large Qu, Particulate, Silt, Sand

**Project Name** PGE Topock CMP
Job Number 332959.CM.FW.01
Field Team 1
Field Conditions WARM & Overcast.

**Sampling Event** 2006-CMP-007
**Date** 3/14/06
Page 4 of 4

**Well/Sample Number** OW-02D-007
**QC Sample ID** NA
QC Sample Time —
Purge Start Time 1437
Purge Method Rediflo2 Ded. Pump No
Flow Cell: (Y) / N
Min. Purge Volume (gal)/(L) 127 gal Purge Rate (gpm)/(mLpm) 3 gpm

| Water Level | Time | Vol. Purged gallons / liters | pH | Conductivity mS/cm | Turbidity NTU | Diss. Oxygen mg/L | Temp. oC | Salinity % | TDS g/L | Eh/ORP mv | Comments (See description below |
|---|---|---|---|---|---|---|---|---|---|---|---|
| - | 1442 | 20 | 7.92 | 7.75 | 3.3 | 3.21 | 27.95 | .42 | 4.88 | -11 | WATER IS |
| - | 1447 | 40 | 8.21 | 7.54 | 25.3 | 5.19 | 27.51 | .41 | 4.78 | -10 | CLEAR W/NO |
| - | 1452 | 60 | 8.29 | 7.58 | 15.2 | 5.53 | 27.19 | .41 | 4.77 | -6 | ODOR |
| - | 1457 | 80 | 8.30 | 7.55 | 15.1 | 5.54 | 27.38 | .41 | 4.76 | -5 | |
| - | 1502 | 100 | 8.31 | 7.57 | 13.8 | 5.57 | 27.33 | .41 | 4.77 | -3 | |
| - | 1507 | 127 | 8.31 | 7.55 | 14.0 | 5.55 | 27.44 | .41 | 4.76 | -1 | |
| | | | | | | | | | | | |
| | | | | | | | | | | | |
| | | | | | | | | | | | |

| Parameter Stabilization Criteria | +/- 0.1 pH units | +/- 3% | +/- 10% NTU units when >10 NTUs | +/- 0.3 mg/L | NA | NA | NA | +/- 10 mV | |
|---|---|---|---|---|---|---|---|---|---|
| Did Parameters Stablize prior to sampling? | ✓ | ✓ | ✓ | ✓ | NA | — | — | ✓ | |
| Previous Field measurement (12/5/2005) | 7.84 | 8270 | 0.09 | 7.11 | 28.5 | 0.5 | | 26 | |
| Are measurements consistent with previous? | ✓ | ✓ | ✓ | ✓ | NA | — | — | ✓ N | |

Sample Time 1510 Sample Location: pump tubing ____ well port ____ spigot ____ bailer ____ other ____
Comments: UNABLE to get DTWs during purge due to pump tubing. Took EB CMP-007-D-20060314 @ 1517

Initial Depth to Water (ft BTOC): ~~92.38~~ 92.50
Measure Point: Well TOC Steel Casing
WATER LEVEL METER SERIAL NUMBER: PGE-2005-
WD (Well Depth - from table) ft btc (342)
SWH (Standing Water Height) = WD-Initial Depth ~~249.62~~ 249.50
D (Volume as per diameter) 2"= 0.17, 4"= 0.66, 1"=0.04 (2 in)
One Casing Volume = D*SWH ~~42.44~~ 42.42
Three Casing Volumes = ~~127.31~~ 127.25

| Initial DTW / Before Removal | | If Transducer | | |
|---|---|---|---|---|
| | | Approx. 5 min After Reinstallation | | Time of Removal ~~1435~~ |
| Time | Initial DTW | Time | Final DTW | Time of Reinstallation 1521 |
| ~~1315~~ 1433 | ~~92.38~~ 92.50 | 1507 | 93.41 | |
| Comments: | | | | |

**Color:** clear, grey, yellow, brown, black, cloudy, green
**Odor:** none, sulphur, organic, other
**Solids:** Trace, Small Qu, Med Qu, Large Qu, Particulate, Silt, Sand

**Project Name** PGE Topock CMP
Job Number 332959.CM.FW.01
Field Team 1 Field Conditions Warm/Clear.

**Sampling Event** 2006-CMP-007
**Date** 3/15/06
Page 3 of 5

**Well/Sample Number** OW-05S-007 **QC Sample ID** NA QC Sample Time —

Purge Start Time 1030 Purge Method Redi-Flo2 Ded. Pump No

Flow Cell (Y) / N Min. Purge Volume (gal)/(L) 9gal Purge Rate (gpm)/(mLpm) 1gpm

| Water Level | Time | Vol. Purged gallons / liters | pH | Conductivity mS/cm | Turbidity NTU | Diss. Oxygen mg/L | Temp. oC | Salinity % | TDS g/L | Eh/ORP mv | Comments (See description below |
|---|---|---|---|---|---|---|---|---|---|---|---|
| | 1033 | 3 | 8.05 | 2.47 | 136 | 7.12 | 27.29 | .12 | 1.5 | 125 | WATER is A |
| | 1036 | 6 | 7.97 | 1.88 | 108 | 7.07 | 27.35 | .09 | 1.2 | 143 | LITTLE cloudy (brown) |
| | 1039 | 9 | 7.95 | 1.87 | 23.3 | 7.10 | 27.33 | .09 | 1.2 | 145 | W/NO odor. |
| | 1042 | 12 | 7.97 | 1.86 | 29.4 | 7.03 | 27.49 | .09 | 1.2 | 146 | |
| | 1045 | 15 | 7.96 | 1.84 | 21.6 | 7.04 | 27.56 | .09 | 1.2 | 147 | |
| | | | | | | | | | | | |
| | | | | | | | | | | | |
| | | | | | | | | | | | |
| | | | | | | | | | | | |

| Parameter Stabilization Criteria | +/- 0.1 pH units | +/- 3% | +/- 10% NTU units when >10 NTUs | +/- 0.3 mg/L | NA | NA | NA | +/- 10 mV | |
|---|---|---|---|---|---|---|---|---|---|
| Did Parameters Stablize prior to sampling? | Y | Y | Y | Y | NA | — | — | Y | |
| Previous Field measurement (12/6/2005) | 7.8 | 7840 | 618 | 7.42 | 27.1 | 0.1 | | 64 | |
| Are measurements consistent with previous? | Y | Y | N | Y | NA | — | — | N | |

Sample Time 1048. Sample Location: pump tubing X well port spigot bailer other

Comments: No DTW during purge. due to pump tubing

Initial Depth to Water (ft BTOC): 95.80 Measure Point: (Well TOC) Steel Casing WATER LEVEL METER SERIAL NUMBER: C-10013

WD (Well Depth - from table) ft btc (113)

SWH (Standing Water Height) = WD-Initial Depth 17.2

D (Volume as per diameter) 2"= 0.17, 4"= 0.66, 1"=0.04 (2 in) .17

One Casing Volume = D*SWH 2.92 x3

Three Casing Volumes = 8.77

| Initial DTW / Before Removal | | If Transducer | | |
|---|---|---|---|---|
| | | Approx. 5 min After Reinstallation | | Time of Removal 3 |
| Time | Initial DTW | Time | Final DTW | Time of Reinstallation 1054 |
| 0832 | 95.80 | 1100 | 96.00 | |

Comments:

**Color:** clear, grey, yellow, brown, black, cloudy, green **Odor:** none, sulphur, organic, other **Solids:** Trace, Small Qu, Med Qu, Large Qu, Particulate, Silt, Sand

**Project Name** PGE Topock CMP
Job Number 332959.CM.FW.01
Field Team 1 Field Conditions WARM/CLEAR

**Sampling Event** 2006-CMP-007
**Date** 3/15/06
Page 2 of 5

**Well/Sample Number** OW-05M-007 **QC Sample ID** NA QC Sample Time —
Purge Start Time 0945 Purge Method Redi-Flo2 Ded. Pump No
Flow Cell (Y) / N Min. Purge Volume (gal)/(L) 80 gal Purge Rate (gpm)/(mLpm) 3gpm

| Water Level | Time | Vol. Purged gallons / liters | pH | Conductivity mS/cm | Turbidity NTU | Diss. Oxygen mg/L | Temp. oC | Salinity % | TDS g/L | Eh/ORP mv | Comments (See description below |
|---|---|---|---|---|---|---|---|---|---|---|---|
| — | 0950 | 15 | 7.80 | 8.85 | 1.60 | 1.49 | 28.02 | .49 | 5.6 | -122 | Clear / No odor |
| — | 0955 | 30 | 8.03 | 9.13 | 20.9 | 1.78 | 27.01 | .51 | 5.7 | -62 | |
| — | 1000 | 45 | 8.07 | 9.07 | 4.34 | 1.68 | 27.52 | .50 | 5.7 | -34 | |
| — | 1005 | 60 | 8.08 | 9.08 | 4.60 | 1.63 | 27.90 | .50 | 5.7 | -18 | |
| — | 1012 | 80 | 8.07 | 9.08 | 4.38 | 1.60 | 28.17 | .50 | 5.7 | -16 | |
| | | | | | | | | | | | |
| | | | | | | | | | | | |
| | | | | | | | | | | | |
| | | | | | | | | | | | |

| Parameter Stabilization Criteria | +/- 0.1 pH units | +/- 3% | +/- 10% NTU units when >10 NTUs | +/- 0.3 mg/L | NA | NA | NA | +/- 10 mV | |
|---|---|---|---|---|---|---|---|---|---|
| Did Parameters Stablize prior to sampling? | Y | Y | Y | Y | NA | — | — | Y | |
| Previous Field measurement (12/6/2005) | 7.82 | 8660 | 1.15 | 2.23 | 30.44 | 0.48 | | 49 | |
| Are measurements consistent with previous? | Y | Y | N | Y | NA | — | — | N | |

Sample Time 1015 Sample Location: pump tubing ∝ well port Y spigot ____ bailer ____ other ____
Comments: ____

Initial Depth to Water (ft BTOC): 96.00
WD (Well Depth - from table) ft btc (254)
SWH (Standing Water Height) = WD-Initial Depth 158.00
D (Volume as per diameter) 2"= 0.17, 4"= 0.66, 1"=0.04 (2 in) .17
One Casing Volume = D*SWH 26.86 x3
Three Casing Volumes = 80.58

Measure Point: Well TOC Steel Casing WATER LEVEL METER SERIAL NUMBER: C-101013

| Initial DTW / Before Removal | | If Transducer: Approx. 5 min After Reinstallation | | |
|---|---|---|---|---|
| Time | Initial DTW | Time | Final DTW | Time of Removal 0935 / Time of Reinstallation 1032 |
| 0828 | 96.00 | 1038 | 95.94 | |

Comments:

**Color:** clear, grey, yellow, brown, black, cloudy, green **Odor:** none, sulphur, organic, other **Solids:** Trace, Small Qu, Med Qu, Large Qu, Particulate, Silt, Sand

**Project Name** PGE Topock CMP
Job Number 332959.CM.FW.01
Field Team 1 Field Conditions Cool/Clear

**Sampling Event** 2006-CMP-007
**Date** 3/15/06
Page 1 of 5

**Well/Sample Number** OW-05D-007 **QC Sample ID** NA QC Sample Time
Purge Start Time 0845 Purge Method Redi-flo2 Ded. Pump No
Flow Cell: (Y) / N Min. Purge Volume (gal)/(L) 130 gal Purge Rate (gpm)/(mLpm) 3 gpm

| Water Level | Time | Vol. Purged gallons / liters | pH | Conductivity mS/cm | Turbidity NTU | Diss. Oxygen mg/L | Temp. oC | Salinity % | TDS g/L | Eh/ORP mv | Comments (See description below |
|---|---|---|---|---|---|---|---|---|---|---|---|
| | 0852 | 21 | 7.35 | 7.27 | 3.47 | 2.69 | 30.02 | .39 | 4.6 | 104 | WATER is clear |
| | 0859 | 42 | 8.07 | 7.34 | 16.5 | 6.17 | 28.69 | .40 | 4.6 | 137 | w/No odor |
| | 0906 | 63 | 6.19 | 7.34 | 3.06 | 6.08 | 29.08 | .40 | 4.6 | 149 | |
| | 0913 | 84 | 8.25 | 7.36 | 5.42 | 6.03 | 28.49 | .40 | 4.6 | 154 | |
| | 0920 | 105 | 8.28 | 7.40 | 3.01 | 5.86 | 28.34 | .40 | 4.7 | 159 | |
| | 0929 | 130 | 8.30 | 7.38 | 2.50 | 6.08 | 27.87 | .40 | 4.7 | 167 | |
| | | | | | | | | | | | |
| | | | | | | | | | | | |
| | | | | | | | | | | | |

| Parameter Stabilization Criteria | +/- 0.1 pH units | +/- 3% | +/- 10% NTU units when >10 NTUs | +/- 0.3 mg/L | NA | NA | NA | +/- 10 mV | |
|---|---|---|---|---|---|---|---|---|---|
| Did Parameters Stablize prior to sampling? | Y | Y | Y | Y | NA | — | ✓ | Y | |
| Previous Field measurement (12/6/2005) | 8 | 7580 | 1.86 | 3.67 | 30.69 | 0.4 | | 3 | |
| Are measurements consistent with previous? | Y | Y | Y | N | NA | — | — | N | |

Sample Time 0932 Sample Location: pump tubing ✓ well port ____ spigot ____ bailer ____ other ____
Comments: UNABLE to get WATER level to WATER w/pump in the well. No DTW during PURGE.

Initial Depth to Water (ft BTOC): 96.50
WD (Well Depth - from table) ft btc (352)
SWH (Standing Water Height) = WD-Initial Depth 255.5
D (Volume as per diameter) 2"= 0.17, 4"= 0.66, 1"=0.04 (2 in)
One Casing Volume = D*SWH 43.44
Three Casing Volumes = 130.31

Measure Point: (Well TOC) Steel Casing WATER LEVEL METER SERIAL NUMBER: ~~PMA~~ C-101013

| Initial DTW / Before Removal | | If Transducer: Approx. 5 min After Reinstallation | | |
|---|---|---|---|---|
| Time | Initial DTW | Time | Final DTW | Time of Removal 08:30 / Time of Reinstallation 10:00 |
| 08:23 | 96.50 | 10:15 | 95.70 | |

Comments:

**Color:** clear, grey, yellow, brown, black, cloudy, green **Odor:** none, sulphur, organic, other **Solids:** Trace, Small Qu, Med Qu, Large Qu, Particulate, Silt, Sand

**Project Name** PGE Topock CIS
Job Number
Field Team 1
Field Conditions Sunny Hot 105°F

**Sampling Event** 2006-CIS-001
**Date** 5/2/06
Page 1 of 1

**Well/Sample Number** CW-01M-CIS
**QC Sample ID** NA
QC Sample Time
Purge Start Time 1234
Purge Method CP Pump
Ded. Pump Yes
Flow Cell (Y) / N
Min. Purge Volume (gal)/(L) 48
Purge Rate (gpm)/(mLpm) 3

| Water Level | Time | Vol. Purged gallons / liters | pH | Conductivity mS/cm | Turbidity NTU | Diss. Oxygen mg/L | Temp. oC | Salinity % | TDS g/L | Eh/ORP mv | Comments (See description below |
|---|---|---|---|---|---|---|---|---|---|---|---|
| 109.15 | 1237 | 9 | 7.51 | 6.53 | 68.4 | 2.57 | 30.5 | 0.3 | 4.1 | -21 | |
| 109.12 | 1240 | 18 | 7.57 | 6.50 | 30.5 | 2.52 | 30.5 | 0.3 | 4.1 | -24 | |
| 109.18 | 1243 | 27 | 7.66 | 6.43 | 13.3 | 2.47 | 30.5 | 0.3 | 4.1 | -24 | |
| 109.19 | 1246 | 36 | 7.69 | 6.40 | 7.93 | 2.46 | 30.4 | 0.3 | 4.0 | -24 | |
| 109.19 | 1248 | 45 | 7.67 | 6.23 | 3.79 | 2.53 | 30.1 | 0.3 | 3.9 | -14 | |
| 109.19 | 1251 | 54 | 7.67 | 6.26 | 3.60 | 2.50 | 30.2 | 0.3 | 3.9 | -15 | |
| | | | | | | | | | | | |
| | | | | | | | | | | | |
| | | | | | | | | | | | |
| **Parameter Stabilization Criteria** | | | +/- 0.1 pH units | +/- 3% | +/- 10% NTU units when >10 NTUs | +/- 0.3 mg/L | NA | NA | NA | +/- 10 mV | |
| Did Parameters Stablize prior to sampling? | | | | | | | NA | | | | |
| Previous Field measurement (12/19/2005) | | | 7.54 | | 0.83 | 7.98 | 29.67 | | | | |
| Are measurements consistent with previous? | | | | | | | NA | | | | |

Sample Time 1250 Sample Location: pump tubing X well port ____ spigot ____ bailer ____ other ____

Comments: ____

Initial Depth to Water (ft BTOC): 109.02
WD (Well Depth - from table) ft btc (191)
SWH (Standing Water Height) = WD-Initial Depth 82
D (Volume as per diameter) 2"= 0.17, 4"= 0.66, 1"=0.04 (2 in)
One Casing Volume = D*SWH 16
Three Casing Volumes = 48

Measure Point: (Well TOC) Steel Casing
WATER LEVEL METER SERIAL NUMBER: C101662

| Initial DTW / Before Removal | | Approx. 5 min After Reinstallation | | If Transducer |
|---|---|---|---|---|
| Time | Initial DTW | Time | Final DTW | Time of Removal X |
| 1233 | 109.02 | X | X | Time of Reinstallation |
| Comments: | | | | |

**Color:** (clear) grey, yellow, brown, black, cloudy, green
**Odor** (none), sulphur, organic, other
**Solids:** Trace, ~~Small Qu, Med Qu, Large Qu, Particulate, Silt, Sand~~

**Project Name** PGE Topock CIS
Job Number
Field Team 1 Field Conditions

**Sampling Event** 2006-CIS-001
**Date** 5/2/06
Page ___ of ___

**Well/Sample Number** CW-02M-CIS **QC Sample ID** NA QC Sample Time
Purge Start Time 1327 Purge Method Crump Ded. Pump
Flow Cell (Y) / N Min. Purge Volume (gal)/(L) 56 Purge Rate (gpm)/(mLpm) 3/2

| Water Level | Time | Vol. Purged gallons / liters | pH | Conductivity mS/cm | Turbidity NTU | Diss. Oxygen mg/L | Temp. oC | Salinity % | TDS g/L | Eh/ORP mv | Comments (See description below |
|---|---|---|---|---|---|---|---|---|---|---|---|
| 92.82 | 1330 | ~~5~~ 9 | 7.60 | 6.58 | 103 | 2.58 | 31.4 | 0.4 | 4.1 | 40 | |
| 92.82 | 1334 | ~~15~~ 21 | 7.66 | 6.47 | 19.0 | 2.44 | 31.2 | 0.3 | 4.1 | 18 | |
| 92.82 | 1338 | 33 | 7.66 | 6.27 | 2.64 | 2.36 | 31.1 | 0.3 | 4.0 | 9 | |
| | 1342 | Lost prime | | | | | | | | | Hose came loose from pump Resume pumping @ 1422 |
| 92.73 | ~~1346~~ 1425 | 46 | 7.61 | 7.17 | 51.0 | 2.37 | 31.8 | 0.4 | 4.5 | 3 | |
| 92.78 | 1429 | 54 | 7.65 | 6.94 | 29.9 | 2.30 | 31.5 | 0.4 | 4.4 | -0 | |
| 92.77 | 1433 | 62 | 7.64 | 6.61 | 6.32 | 2.26 | 31.5 | 0.4 | 4.2 | 0 | |
| 92.77 | 1437 | 70 | 7.62 | 6.36 | 1.96 | 2.24 | 31.4 | 0.3 | 4.0 | 1 | |
| | | | | | | | | | | | |
| **Parameter Stabilization Criteria** | | | +/- 0.1 pH units | +/- 3% | +/- 10% NTU units when >10 NTUs | +/- 0.3 mg/L | NA | NA | NA | +/- 10 mV | |
| Did Parameters Stablize prior to sampling? | | | | | | | NA | | | | |
| Previous Field measurement (12/06/2005) | | | 7.92 | 6640 | 1.01 | 2.92 | 28.6 | 0.4 | | -59 | |
| Are measurements consistent with previous? | | | | | | | NA | | | | |

Sample Time 1440 Sample Location: pump tubing ___ well port ___ spigot ___ bailer ___ other ___
Comments: ___

Initial Depth to Water (ft BTOC): 92.62
WD (Well Depth - from table) ft btc (202)
SWH (Standing Water Height) = WD-Initial Depth 109.38
D (Volume as per diameter) 2"= 0.17, 4"= 0.66, 1"=0.04 (2 in)
One Casing Volume = D*SWH 18.59
Three Casing Volumes = 56

Measure Point: Well TOC Steel Casing WATER LEVEL METER SERIAL NUMBER: ___

| Initial DTW / Before Removal | | If Transducer: Approx. 5 min After Reinstallation | | |
|---|---|---|---|---|
| Time | Initial DTW | Time | Final DTW | Time of Removal 1326 / Time of Reinstallation 1455 |
| 1316 | 92.62 | 1500 | 92.57 | |
| Comments: | | | | |

**Color:** clear, grey, yellow, brown, black, cloudy, green
**Odor** none, sulphur, organic, other
**Solids:** Trace, Small Qu, Med Qu, Large Qu, Particulate, Silt, Sand

**Project Name** PGE Topock CMP
Job Number 332959.CM.FW.01
Field Team 1
Field Conditions Overcast, breezy, 60's

**Sampling Event** 2006 CMP-008
**Date** 6/6/06
Page 3 of

**Well/Sample Number** CW-01D-008
**QC Sample ID** NA
QC Sample Time
Purge Start Time 1000
Purge Method Ped-Pump
Ded. Pump N.S
Flow Cell: Y / N
Min. Purge Volume (gal)/(L) 115
Purge Rate (gpm)/(mLpm) 4 gpm

| Water Level | Time | Vol. Purged gallons / liters | pH | Conductivity mS/cm | Turbidity NTU | Diss. Oxygen mg/L | Temp. oC | Salinity % | TDS g/L | Eh/ORP mv | Comments (See description below |
|---|---|---|---|---|---|---|---|---|---|---|---|
| | 1005 | 20 | 7.90 | 8.40 | 2.32 | 13.99 | 32.14 | .46 | 5.29 | 18 | WATER IS cloudy |
| 109.82 | 1010 | 40 | 7.98 | 8.35 | 1.96 | 9.20 | 32.91 | .46 | 5.26 | 26 | BROWN w/ NO |
| 109.82 | 1015 | 60 | 8.05 | 8.35 | 1.82 | 8.25 | 32.99 | .44 | 5.26 | 31 | ODOR |
| 109.81 | 1020 | 80 | 8.14 | 8.31 | 2.10 | 7.98 | 32.31 | .46 | 5.24 | 35 | |
| 109.86 | 1025 | 100 | 8.18 | 8.31 | 2.32 | 6.01 | 31.55 | .46 | 5.23 | 38 | |
| 109.81 | 1030 | 120 | 8.20 | 8.30 | 2.30 | 6.28 | 31.42 | .46 | 5.23 | 37 | |
| | | | | | | | | | | | |
| | | | | | | | | | | | |
| | | | | | | | | | | | |

| Parameter Stabilization Criteria | +/- 0.1 pH units | +/- 3% | +/- 10% NTU units when >10 NTUs | +/- 0.3 mg/L | NA | NA | NA | +/- 10 mV |
|---|---|---|---|---|---|---|---|---|
| Did Parameters Stablize prior to sampling? | N | Y | Y | | NA | — | — | |
| Previous Field measurement (12/19/2005) | 7.22 | 2.0 | 1.21 | 7.34 | 30.38 | — | — | |
| Are measurements consistent with previous? | N | | N | | NA | — | — | |

Sample Time 1035 Sample Location: pump tubing ____ well port ____ spigot ____ bailer ____ other ____
Comments: ____

Initial Depth to Water (ft BTOC): 96.82
WD (Well Depth - from table) ft btc (322)
SWH (Standing Water Height) = WD-Initial Depth 225.18
D (Volume as per diameter) 2"= 0.17, 4"= 0.66, 1"=0.04 (2 in) .17
One Casing Volume = D*SWH 38.28 x 3
Three Casing Volumes = 114.84

Measure Point: Well TOC Steel Casing
WATER LEVEL METER SERIAL NUMBER: RCRA-2005-015

| Initial DTW / Before Removal | | If Transducer | | |
|---|---|---|---|---|
| | | Approx. 5 min After Reinstallation | | Time of Removal |
| Time | Initial DTW | Time | Final DTW | Time of Reinstallation |
| 0945 | 96.82 | | | |
| Comments: | | | | |

**Color:** clear, grey, yellow, brown, black, cloudy, green
**Odor:** none, sulphur, organic, other
**Solids:** Trace, Small Qu, Med Qu, Large Qu, Particulate, Silt, Sand

Topock Sampling Log

**Project Name** PGE Topock CMP
Job Number 332959.CM.FW.01
Field Team 1
Field Conditions WARM & BREEZY

**Sampling Event** 2006-CMP-008
**Date** 10/7/06
Page 3 of 4

**Well/Sample Number** CW-02D-008
**QC Sample ID** NA
QC Sample Time —
Purge Start Time 1025
Purge Method Redi Flo2
Ded. Pump NO
Flow Cell: Y / N
Min. Purge Volume (gal)/(L) 134
Purge Rate (gpm)/(mLpm) 4 gpm

| Water Level | Time | Vol. Purged gallons / liters | pH | Conductivity mS/cm | Turbidity NTU | Diss. Oxygen mg/L | Temp. oC | Salinity % | TDS g/L | Eh/ORP mv | Comments (See description below |
|---|---|---|---|---|---|---|---|---|---|---|---|
| 92.60 | 1030 | 20 | 7.92 | 11.4 | 3.60 | 3.69 | 31.33 | .74 | 8.1 | -116 | |
| 92.55 | 1035 | 40 | 7.99 | 13.1 | 0.97 | 3.65 | 31.23 | .75 | 8.1 | -134 | |
| 92.56 | 1040 | 60 | 8.19 | 13.7 | 2.53 | 4.03 | 31.48 | .79 | 8.4 | -36 | |
| 92.58 | 1045 | 80 | 8.20 | 13.8 | 2.32 | 4.08 | 31.48 | .80 | 8.6 | -35 | |
| 92.60 | 1050 | 100 | 8.06 | 15.4 | 3.59 | 3.91 | 31.48 | .90 | 9.0 | -28 | |
| 92.10 | 1055 | 120 | 8.31 | 15.1 | 3.80 | 3.84 | 31.57 | .90 | 9.7 | -27 | |
| ~~92.09~~ | 1100 | 135 | 8.33 | 15.7 | 2.70 | 3.82 | 31.58 | .92 | 9.7 | -26 | |
| 92.60 | | | | | | | | | | | |
| | | | | | | | | | | | |

| Parameter Stabilization Criteria | | +/- 0.1 pH units | +/- 3% | +/- 10% NTU units when >10 NTUs | +/- 0.3 mg/L | NA | NA | NA | +/- 10 mV | |
|---|---|---|---|---|---|---|---|---|---|---|
| Did Parameters Stablize prior to sampling? | | | | | | NA | — | — | | |
| Previous Field measurement | (12/5/2005) | 7.92 | 12800 | 2.28 | 2.2 | 26.39 | 0.73 | | -80 | |
| Are measurements consistent with previous? | | | | | | NA | — | — | | |

Sample Time 1105 Sample Location: pump tubing ✓ well port ____ spigot ____ bailer ____ other ____
Comments: ____

Initial Depth to Water (ft BTOC): 92.40
WD (Well Depth - from table) ft btc (355)
SWH (Standing Water Height) = WD-Initial Depth 262.50
D (Volume as per diameter) 2"= 0.17, 4"= 0.66, 1"=0.04 (2 in)
One Casing Volume = D*SWH 44.63
Three Casing Volumes = 133.88

Measure Point: Well TOC Steel Casing
WATER LEVEL METER SERIAL NUMBER: PGE-2005-015

| Initial DTW / Before Removal | | Approx. 5 min After Reinstallation | | If Transducer | |
|---|---|---|---|---|---|
| Time | Initial DTW | Time | Final DTW | Time of Removal | — |
| 1014 | 92.40 | — | — | Time of Reinstallation | — |
| Comments: | Decided Pump | | 92.37 @ 1130 | | |

**Color:** clear, grey, yellow, brown, black, cloudy, green
**Odor:** none, sulphur, organic, other
**Solids:** Trace, Small Qu, Med Qu, Large Qu, Particulate, Silt, Sand

**Project Name** PGE Topock CMP
Job Number 332959.CM.FW.01
Field Team 1 Field Conditions

**Sampling Event** 2006-CMP-008
**Date** 6/6/06
Page 1 of

**Well/Sample Number** CW-03D-008
**QC Sample ID** NA
QC Sample Time —
Purge Start Time 0650
Purge Method Tedi-Flo Ded. Pump NO
Flow Cell: Y / N
Min. Purge Volume (gal)/(L) 135 Purge Rate (gpm)/(mLpm) 4 gpm

| Water Level | Time | Vol. Purged gallons / liters | pH | Conductivity mS/cm | Turbidity NTU | Diss. Oxygen mg/L | Temp. oC | Salinity % | TDS g/L | Eh/ORP mv | Comments (See description below |
|---|---|---|---|---|---|---|---|---|---|---|---|
| — | 0655 | 20 | 6.99 | 13.7 | 2.32 | 3.55 | 29.82 | .79 | 8.5 | -220 | Very strong |
| 77.35 | 0700 | 40 | 7.17 | 13.7 | 1.76 | 3.35 | 30.24 | .79 | 8.5 | -206 | sulphur odor |
| | 0705 | 80 | 7.56 | 14.3 | 2.16 | 2.84 | 30.92 | .83 | 8.8 | -130 | |
| | 0710 | 120 | 7.79 | 14.1 | 2.64 | 1.60 | 30.94 | .82 | 8.7 | -134 | |
| | 0715 | 140 | 7.80 | 14.1 | 1.35 | 1.58 | 30.96 | .82 | 8.7 | -136 | |
| | | | | | | | | | | | |
| | | | | | | | | | | | |
| | | | | | | | | | | | |
| | | | | | | | | | | | |
| **Parameter Stabilization Criteria** | | | +/- 0.1 pH units | +/- 3% | +/- 10% NTU units when >10 NTUs | +/- 0.3 mg/L | NA | NA | NA | +/- 10 mV | |
| Did Parameters Stablize prior to sampling? | | | | | | | NA | — | — | | |
| Previous Field measurement (12/5/2005) | | | 7.76 | 14800 | 1.86 | 2.19 | 28.47 | 0.86 | — | -179 | |
| Are measurements consistent with previous? | | | | | | | NA | | — | | |

Sample Time 0720 Sample Location: pump tubing ✓ well port spigot bailer other
Comments:

Initial Depth to Water (ft BTOC): 77.14
WD (Well Depth - from table) ft btc (342)
SWH (Standing Water Height) = WD-Initial Depth 264.86
D (Volume as per diameter) 2"= 0.17, 4"= 0.66, 1"=0.04 (2 in)
One Casing Volume = D*SWH 45.03
Three Casing Volumes = 135.08

Measure Point: Well TOC Steel Casing WATER LEVEL METER SERIAL NUMBER:

| Initial DTW / Before Removal | | If Transducer: Approx. 5 min After Reinstallation | | |
|---|---|---|---|---|
| Time | Initial DTW | Time | Final DTW | Time of Removal |
| 0640 | 77.14 | 0750 | 77.14 | Time of Reinstallation |

Comments:

**Color:** clear, grey, yellow, brown, black, cloudy, green
**Odor:** none, sulphur, organic, other
**Solids:** Trace, Small Qu, Med Qu, Large Qu, Particulate, Silt, Sand

**Project Name** PGE Topock CMP
Job Number 332959.CM.FW.01
Field Team 1
Field Conditions WARM & Cloudy w/ Slight Breeze

**Sampling Event** 2006-CMP-008
**Date** 6/7/06
Page 2 of 4

**Well/Sample Number** CW-03M-008
**QC Sample ID** NA
QC Sample Time
Purge Start Time 0848
Purge Method Redi-Flo2 Ded. Pump NO
Flow Cell: Y / N
Min. Purge Volume (gal)/(L) 75gal Purge Rate (gpm)/(mLpm) 4gpm

| Water Level | Time | Vol. Purged gallons / liters | pH | Conductivity mS/cm | Turbidity NTU | Diss. Oxygen mg/L | Temp. oC | Salinity % | TDS g/L | Eh/ORP mv | Comments (See description below |
|---|---|---|---|---|---|---|---|---|---|---|---|
| 77.35 | 0854 | 19 | 7.79 | 8.13 | 3.65 | 6.27 | 31.27 | .44 | 5.11 | -133 | |
| 77.35 | 0859 | 38 | 7.95 | 8.44 | 9.50 | 2.44 | 31.05 | .46 | 5.31 | -93 | WATER is cloudy |
| 77.35 | 0904 | 57 | 7.98 | 8.40 | 4.25 | 2.15 | 31.05 | .46 | 5.29 | -87 | BROWN w/NO ODOR. |
| 77.35 | 0909 | 76 | 7.99 | 8.40 | 3.10 | 1.98 | 31.03 | .46 | 5.29 | -83 | |
| 77.35 | 0914 | 80 | 8.02 | 8.45 | 3.33 | 1.94 | 31.00 | .47 | 5.31 | -72 | |

| Parameter Stabilization Criteria | | +/- 0.1 pH units | +/- 3% | +/- 10% NTU units when >10 NTUs | +/- 0.3 mg/L | NA | NA | NA | +/- 10 mV | |
|---|---|---|---|---|---|---|---|---|---|---|
| Did Parameters Stablize prior to sampling? | | | | | | NA | | | | |
| Previous Field measurement | (12/5/2005) | 7.41 | 8320 | 1 | 2.46 | 26.18 | 0.46 | | 132 | |
| Are measurements consistent with previous? | | | | | | NA | | | | |

Sample Time 0917 Sample Location: pump tubing X well port ____ spigot ____ bailer ____ other ____
Comments: THERE WAS A ded. PUMP BUT IT HAD TO BE BAILED AND THE PORTABLE PUMP WAS USED.

Initial Depth to Water (ft BTOC): 77.00
WD (Well Depth - from table) ft btc (224)
SWH (Standing Water Height) = WD-Initial Depth 147.00
D (Volume as per diameter) 2"= 0.17, 4"= 0.66, 1"=0.04 (2 in) 1.74
One Casing Volume = D*SWH 24.99 x 3
Three Casing Volumes = 74.97

Measure Point: (Well TOC) Steel Casing
WATER LEVEL METER SERIAL NUMBER: TLC-2005-015

| Initial DTW / Before Removal | | Approx. 5 min After Reinstallation | | If Transducer | |
|---|---|---|---|---|---|
| Time | Initial DTW | Time | Final DTW | Time of Removal | |
| 0730 | 77.00 | 0945 | 77.14 | Time of Reinstallation | |
| Comments: | | | | | |

**Color:** clear, grey, yellow, brown, black, cloudy, green
**Odor:** none, sulphur, organic, other
**Solids:** Trace, Small Qu, Med Qu, Large Qu, Particulate, Silt, Sand

**Project Name** PGE Topock CMP
Job Number 332959.CM.FW.01
Field Team 1 Field Conditions

**Sampling Event** 2006-CMP-008
**Date** 6/6/06
Page 1 of

**Well/Sample Number** CW-04D-008 **QC Sample ID** NA QC Sample Time —
Purge Start Time 0750 Purge Method Redi-Flo2 Ded. Pump No
Flow Cell: Y / N Min. Purge Volume (gal)/(L) 105gal Purge Rate (gpm)/(mLpm) 3.5 gpm

| Water Level | Time | Vol. Purged gallons / liters | pH | Conductivity mS/cm | Turbidity NTU | Diss. Oxygen mg/L | Temp. oC | Salinity % | TDS g/L | Eh/ORP mv | Comments (See description below |
|---|---|---|---|---|---|---|---|---|---|---|---|
| | 0758 | 28.5 | 7.44 | 14.8 | .92 | 3.70 | 30.99 | .84 | 9.47 | 77 | |
| | 0800 | 35gal | 7.48 | 15.6 | .90 | 3.35 | 31.31 | .91 | 9.7 | 68 | - Clear No odor |
| 61.89 | 0810 | 70gal | 7.41 | 17.9 | .92 | 2.93 | 31.89 | 1.05 | 10.9 | 49 | |
| 61.86 | 0820 | 105gal | 7.62 | 18.5 | .92 | 2.80 | 31.99 | 1.11 | 11.0 | 47 | |
| 61.86 | 0828 | 125gal | 7.69 | 18.9 | .92 | 2.48 | 32.11 | 1.13 | 11.7 | 48 | |
| 61.86 | 0836 | 145gal | 7.71 | 18.6 | .92 | 2.38 | 32.15 | 1.10 | 11.4 | 47 | |
| | | | | | | | | | | | |
| | | | | | | | | | | | |

| Parameter Stabilization Criteria | +/- 0.1 pH units | +/- 3% | +/- 10% NTU units when >10 NTUs | +/- 0.3 mg/L | NA | NA | NA | +/- 10 mV | |
|---|---|---|---|---|---|---|---|---|---|
| Did Parameters Stablize prior to sampling? | ✓ | ✓ | ✓ | ✓ | NA | — | — | ✓ | |
| Previous Field measurement (12/6/2005) | 7.71 | 15800 | 2.22 | 3.92 | 26.6 | 0.9 | | -40 | |
| Are measurements consistent with previous? | ✓ | ✓ | ✓ | ✓ | NA | — | — | ✓ | |

Sample Time 0840 Sample Location: pump tubing ✓ well port — spigot ✓ bailer — other —
Comments:

Initial Depth to Water (ft BTOC): 61.32
WD (Well Depth - from table) ft btc (305)
SWH (Standing Water Height) = WD-Initial Depth 243.68
D (Volume as per diameter) 2"= 0.17, 4"= 0.66, 1"=0.04 (2 in)
One Casing Volume = D*SWH 41.43
Three Casing Volumes = 124.28

Measure Point: Well TOC Steel Casing WATER LEVEL METER SERIAL NUMBER:

| Initial DTW / Before Removal | | If Transducer: Approx. 5 min After Reinstallation | | Time of Removal 07:34 |
|---|---|---|---|---|
| Time | Initial DTW | Time | Final DTW | Time of Reinstallation 8:42 |
| 07:34 | 61.32 | 8:47 | 61.35 | |
| Comments: | | | | |

**Color:** clear, grey, yellow, brown, black, cloudy, green
**Odor:** none, sulphur, organic, other
**Solids:** Trace, Small Qu, Med Qu, Large Qu, Particulate, Silt, Sand

**Project Name** PGE Topock CMP
Job Number 332959.CM.FW.01
Field Team 1
Field Conditions Cloudy/Breezy/Hot (106)

**Sampling Event** 2006-CMP-008
**Date** 6/6/2006
Page 2 of

**Well/Sample Number** CW-04M-008
**QC Sample ID** NA
QC Sample Time

Purge Start Time 0850
Purge Method Redi-Flo2 Ded. Pump NO
Flow Cell Y / N
Min. Purge Volume (gal)/(L) 60 Gal Purge Rate (gpm)/(mLpm) 4 gpm

| Water Level | Time | Vol. Purged gallons / liters | pH | Conductivity mS/cm | Turbidity NTU | Diss. Oxygen mg/L | Temp. oC | Salinity % | TDS g/L | Eh/ORP mv | Comments (See description below |
|---|---|---|---|---|---|---|---|---|---|---|---|
| / | 0852 | 10 | 7.97 | 6.02 | / | 3.15 | 30.55 | .32 | 3.75 | 38 | |
| 61.93 | 0855 | 20 | 7.96 | 6.03 | 2.31 | 3.15 | 30.80 | .32 | 3.75 | 32 | WATER IS CLEAR |
| 61.83 | 0900 | 40 | 7.97 | 6.03 | 1.42 | 3.08 | 30.87 | .32 | 3.78 | 41 | W/NO ODOR |
| 61.83 | 0905 | 60 | 7.97 | 5.97 | 1.34 | 3.00 | 30.73 | .32 | 3.76 | 41 | |
| 61.83 | 0907 | 70 | 7.97 | 5.92 | 1.19 | 2.98 | 30.52 | .32 | 3.74 | 39 | |
| | | | | | | | | | | | |
| | | | | | | | | | | | |
| | | | | | | | | | | | |

| Parameter Stabilization Criteria | +/- 0.1 pH units | +/- 3% | +/- 10% NTU units when >10 NTUs | +/- 0.3 mg/L | NA | NA | NA | +/- 10 mV | |
|---|---|---|---|---|---|---|---|---|---|
| Did Parameters Stablize prior to sampling? | | | | | NA | | | | |
| Previous Field measurement (12/6/2005) | 7.82 | 16500 | 3.08 | 3.8 | 23.2 | 1 | | -38 | |
| Are measurements consistent with previous? | | | | | NA | | | | |

Sample Time 0910 Sample Location: pump tubing ✓ well port ____ spigot ____ bailer ____ other ____
Comments: ____

Initial Depth to Water (ft BTOC): 61.22
WD (Well Depth - from table) ft btc (171)
SWH (Standing Water Height) = WD-Initial Depth 109.78
D (Volume as per diameter) 2"= 0.17, 4"= 0.66, 1"=0.04 (2 in)
One Casing Volume = D*SWH 18.66
Three Casing Volumes = 55.98

Measure Point: Well TOC Steel Casing WATER LEVEL METER SERIAL NUMBER: PGE-2005-01B

| Initial DTW / Before Removal | | If Transducer: Approx. 5 min After Reinstallation | | Time of Removal 8:44 |
|---|---|---|---|---|
| Time | Initial DTW | Time | Final DTW | Time of Reinstallation 9:10 |
| 844 | 61.22 | 0915 | 61.23 | |

Comments:

**Color:** clear, grey, yellow, brown, black, cloudy, green **Odor:** none, sulphur, organic, other **Solids:** Trace, Small Qu, Med Qu, Large Qu, Particulate, Silt, Sand

**Project Name** PGE Topock CMP
Job Number 332959.CM.FW.01
Field Team 1 Field Conditions

**Sampling Event** 2006-CMP-008
Date 6-6-06
Page _____ of _____

**Well/Sample Number** OW-01D-008 **QC Sample ID** NA QC Sample Time _____

Purge Start Time 0728 Purge Method GRUNDFOS Ded. Pump _____

Flow Cell: Y / N Min. Purge Volume (gal) (L) 97 Purge Rate (gpm) (mLpm) 2

| Water Level | Time | Vol. Purged gallons / liters | pH | Conductivity mS/cm | Turbidity NTU | Diss. Oxygen mg/L | Temp. oC | Salinity % | TDS g/L | Eh/ORP mv | Comments (See description below |
|---|---|---|---|---|---|---|---|---|---|---|---|
| 94.56 | 0736 | 16 | 6.20 | 6.30 | 5.20 ~~6.4~~ | 2.38 | 32.26 | 0.34 | 4.0 | 114 | |
| 94.18 | 0744 | ~~24~~ 32 | 6.40 | 6.28 | 11.4 | 2.57 | 32.47 | 0.34 | 4.0 | 107 | |
| 94.18 | 0752 | ~~32~~ 48 | 6.53 | 6.21 | 109 | 4.50 | 32.77 | 0.33 | 3.9 | 102 | |
| 93.87 | 0800 | ~~48~~ 64 | 6.61 | 6.23 | 87.5 | 5.02 | 32.92 | 0.33 | 3.9 | 99 | |
| 93.63 | 0808 | ~~64~~ 80 | 6.63 | 6.24 | 63.0 | 5.05 | 33.14 | 0.33 | 3.9 | 97 | |
| 96.68 | 0816 | 96 | 6.64 | 6.12 | 382 | 5.12 | 32.58 | 0.33 | 3.9 | 88 | WATER VERY CLOUDY NOT CLEAR. |
| 96.81 | 0824 | 112 | 6.61 | 6.17 | 153 | 5.22 | 32.11 | 0.33 | 3.9 | 84 | |
| | | | | | | | | | | | |
| | | | | | | | | | | | |
| **Parameter Stabilization Criteria** | | | +/- 0.1 pH units | +/- 3% | +/- 10% NTU units when >10 NTUs | +/- 0.3 mg/L | NA | NA | NA | +/- 10 mV | |
| Did Parameters Stablize prior to sampling? | | | | | | | NA | | | | |
| Previous Field measurement (3/14/2006) | | | 8.46 | 7620 | 7.27 | 4.69 | 30.29 | 0.42 | | 24 | |
| Are measurements consistent with previous? | | | | | | | NA | | | | |

Sample Time 0829 Sample Location: pump tubing _____ well port X spigot _____ bailer _____ other _____

Comments: 8:24 WATER NOT CLEAR NOT ABLE TO GET A GOOD READING ON TURBIDITY

Initial Depth to Water (ft BTOC): 92.32
WD (Well Depth - from table) ft btc (281)
SWH (Standing Water Height) = WD-Initial Depth 188.68
D (Volume as per diameter) 2"= 0.17, 4"= 0.66, 1"=0.04 (2 in)
One Casing Volume = D*SWH 32.07
Three Casing Volumes = 96.22

Measure Point: Well TOC Steel Casing WATER LEVEL METER SERIAL NUMBER: _____

| Initial DTW / Before Removal | | If Transducer: Approx. 5 min After Reinstallation | | Time of Removal 0707 |
|---|---|---|---|---|
| Time | Initial DTW | Time | Final DTW | Time of Reinstallation 0839 |
| 0706 | 92.32 | 0850 | 92.35 | |
| Comments: | | | | |

**Color:** clear, grey, yellow, brown, black, cloudy, green **Odor:** none, sulphur, organic, other **Solids:** Trace, Small Qu, Med Qu, Large Qu, Particulate, Silt, Sand

**Project Name** PGE Topock CMP
Job Number 332959.CM.FW.01
Field Team 1 Field Conditions

**Sampling Event** 2006-CMP-008
**Date** 6-6-06
Page ____ of ____

**Well/Sample Number** OW-01M-008 **QC Sample ID** NA QC Sample Time ____

Purge Start Time 0904 Purge Method GRUNDFOS Ded. Pump ____

Flow Cell: Y / N Min. Purge Volume (gal)/(L) 49 Purge Rate (gpm)/(mLpm) 1

| Water Level | Time | Vol. Purged gallons / liters | pH | Conductivity mS/cm | Turbidity NTU | Diss. Oxygen mg/L | Temp. oC | Salinity % | TDS g/L | Eh/ORP mv | Comments (See description below |
|---|---|---|---|---|---|---|---|---|---|---|---|
| 92.99 | 0911 | 7 | 6.52 | 5.96 | 115 | 5.98 | 34.13 | 0.32 | 3.8 | 93 | |
| 92.99 | 0918 | 14 | 6.51 | 6.04 | 3.05 | 5.54 | 33.44 | 0.32 | 3.8 | 93 | |
| 93.01 | 0925 | 21 | 6.50 | 6.05 | 1.96 | 5.50 | 33.47 | 0.32 | 3.8 | 93 | |
| 93.01 | 0932 | 28 | 6.50 | 6.02 | 1.96 | 5.40 | 33.93 | 0.32 | 3.8 | 94 | |
| 93.02 | 0940 | 35 | 6.51 | 5.98 | 1.96 | 5.09 | 35.13 | 0.32 | 3.8 | 94 | |
| 93.02 | 0947 | 42 | 6.50 | 5.82 | 6.56 | 4.83 | 36.09 | 0.31 | 3.7 | 95 | |
| 93.00 | ~~10:00~~ 9.57 | 49 | 6.51 | ~~5.84~~ 6.04 | 0.53 | 4.65 | 36.62 | 0.31 | 3.7 | 97 | |
| | | | | | | | | | | | |
| | | | | | | | | | | | |
| **Parameter Stabilization Criteria** | | | +/- 0.1 pH units | +/- 3% | +/- 10% NTU units when >10 NTUs | +/- 0.3 mg/L | NA | NA | NA | +/- 10 mV | |
| Did Parameters Stablize prior to sampling? | | | | | | | NA | | | | |
| Previous Field measurement (3/13/2006) | | | 8.25 | 7610 | 2.68 | 5.4 | 29.18 | 0.42 | | 15 | |
| Are measurements consistent with previous? | | | | | | | NA | | | | |

Sample Time 10:00 Sample Location: pump tubing ____ well port ✓ spigot ____ bailer ____ other ____

Comments: ____

Initial Depth to Water (ft BTOC): 92.86
WD (Well Depth - from table) ft btc (189)
SWH (Standing Water Height) = WD-Initial Depth 96.14
D (Volume as per diameter) 2"= 0.17, 4"= 0.66, 1"=0.04 (2 in)
One Casing Volume = D*SWH 16.34
Three Casing Volumes = 49.03

Measure Point: Well TOC Steel Casing WATER LEVEL METER SERIAL NUMBER: ____

| Initial DTW / Before Removal | | If Transducer: Approx. 5 min After Reinstallation | | Time of Removal 0847 |
|---|---|---|---|---|
| Time | Initial DTW | Time | Final DTW | Time of Reinstallation 10:08 |
| 0845 | 92.86 | 1014 | 92.79 | |
| Comments: | | | | |

**Color:** clear, grey, yellow, brown, black, cloudy, green **Odor:** none, sulphur, organic, other **Solids:** Trace, Small Qu, Med Qu, Large Qu, Particulate, Silt, Sand

**Project Name** PGE Topock CMP
Job Number 332959.CM.FW.01
Field Team 1 Field Conditions

**Sampling Event** 2006-CMP-008
**Date** 6-6-06
Page _____ of _____

**Well/Sample Number** OW-01S-008 **QC Sample ID** NA QC Sample Time _____

Purge Start Time 1025 Purge Method WATERA Ded. Pump _____

Flow Cell: Y / N Min. Purge Volume (gal)/(L) 11 Purge Rate (gpm)/(mLpm) _____

| Water Level | Time | Vol. Purged gallons / liters | pH | Conductivity mS/cm | Turbidity NTU | Diss. Oxygen mg/L | Temp. oC | Salinity % | TDS g/L | Eh/ORP mv | Comments (See description below |
|---|---|---|---|---|---|---|---|---|---|---|---|
| 93.02 | 1036 | 1 | 6.54 | 1.96 | 81.8 | 4.75 | 36.32 | 0.09 | 1.3 | 103 | |
| 93.03 | 1038 | 3 | 6.51 | 2.00 | 55.0 | 4.07 | 34.54 | 0.10 | 1.3 | 102 | |
| 93.02 | 1041 | 5 | 6.49 | 2.05 | 43.5 | 4.21 | 32.37 | 0.10 | 1.3 | 102 | |
| 93.02 | 1045 | 7 | 6.48 | 2.09 | 31.6 | 3.95 | 31.09 | 0.10 | 1.3 | 102 | |
| 93.02 | 1050 | 9 | 6.49 | 2.12 | 10.3 | 3.94 | 30.72 | 0.10 | 1.4 | 100 | |
| 93.08 | 1055 | 11 | 6.49 | 2.12 | 6.10 | 4.07 | 30.75 | 0.10 | 1.4 | 99 | |
| | | | | | | | | | | | |
| | | | | | | | | | | | |
| | | | | | | | | | | | |
| **Parameter Stabilization Criteria** | | | +/- 0.1 pH units | +/- 3% | +/- 10% NTU units when >10 NTUs | +/- 0.3 mg/L | NA | NA | NA | +/- 10 mV | |
| Did Parameters Stablize prior to sampling? | | | | | | | NA | | | | |
| Previous Field measurement (3/15/2006) | | | 7.89 | 2390 | 10 | 5.5 | 28.54 | 0.12 | | 202 | |
| Are measurements consistent with previous? | | | | | | | NA | | | | |

Sample Time 0[illegible]:05 Sample Location: pump tubing X well port _____ spigot _____ bailer _____ other _____

Comments: _____

Initial Depth to Water (ft BTOC): 92.97

WD (Well Depth - from table) ft btc (114)

SWH (Standing Water Height) = WD-Initial Depth 21.03

D (Volume as per diameter) 2"= 0.17, 4"= 0.66, 1"=0.04 (2 in)

One Casing Volume = D*SWH 3.57

Three Casing Volumes = 10.72

Measure Point: Well TOC Steel Casing WATER LEVEL METER SERIAL NUMBER: _____

| Initial DTW / Before Removal | | If Transducer | | |
|---|---|---|---|---|
| | | Approx. 5 min After Reinstallation | | Time of Removal 1017 |
| Time | Initial DTW | Time | Final DTW | Time of Reinstallation 1110 |
| 1012 | 92.97 | | | |
| Comments: | | | | |

**Color:** clear, grey, yellow, brown, black, cloudy, green **Odor:** none, sulphur, organic, other **Solids:** Trace, Small Qu, Med Qu, Large Qu, Particulate, Silt, Sand

**Project Name** PGE Topock CMP
Job Number 332959.CM.FW.01
Field Team 1 Field Conditions

**Sampling Event** 2006-CMP-008
**Date** 6-7-06
Page _____ of _____

**Well/Sample Number** OW-02D-008 **QC Sample ID** NA QC Sample Time _____

Purge Start Time 0745 Purge Method Ground for Ded. Pump _____

Flow Cell: Y / N Min. Purge Volume (ga)/(L) 128 Purge Rate (gpm)/(mLpm) 2

| Water Level | Time | Vol. Purged gallons / liters | pH | Conductivity mS/cm | Turbidity NTU | Diss. Oxygen mg/L | Temp. oC | Salinity % | TDS g/L | Eh/ORP mv | Comments (See description below |
|---|---|---|---|---|---|---|---|---|---|---|---|
| 90.75 | 0800 | 25 | 6.60 | 7.13 | 1.06 | 7.81 | 32.66 | 0.39 | 4.5 | 136 | |
| 90.76 | 0812 | 50 | 6.71 | 7.30 | 1.06 | 6.20 | 32.13 | 0.48 | 4.6 | 134 | |
| 90.73 | 0824 | 75 | 6.76 | 7.29 | 0.48 | 6.09 | 32.46 | 0.40 | 4.6 | 135 | |
| 90.76 | 0836 | 100 | 6.78 | 7.24 | ~~5.89~~ 0.46 | 5.82 | 33.15 | 0.39 | 4.6 | 136 | |
| 90.78 | 0848 | 128 | ~~6.79~~ | 7.20 | 0.68 | 5.88 | 33.60 | 0.39 | 4.6 | 136 | |
| | 0900 | | | | | | | | | | |
| | | | | | | | | | | | |
| | | | | | | | | | | | |
| | | | | | | | | | | | |
| **Parameter Stabilization Criteria** | | | +/- 0.1 pH units | +/- 3% | +/- 10% NTU units when >10 NTUs | +/- 0.3 mg/L | NA | NA | NA | +/- 10 mV | |
| Did Parameters Stablize prior to sampling? | | | | | | | NA | | | | |
| Previous Field measurement (3/14/2006) | | | 8.31 | 7550 | 14 | 5.55 | 27.44 | 0.41 | | -1 | |
| Are measurements consistent with previous? | | | | | | | NA | | | | |

Sample Time 0852 Sample Location: pump tubing X well port _____ spigot _____ bailer _____ other _____

Comments: _____

Initial Depth to Water (ft BTOC): 90.45

WD (Well Depth - from table) ft btc (342)

SWH (Standing Water Height) = WD-Initial Depth 251.55

D (Volume as per diameter) 2"= 0.17, 4"= 0.66, 1"=0.04 (2 in)

One Casing Volume = D*SWH 42.76

Three Casing Volumes = 128.29

Measure Point: Well TOC Steel Casing WATER LEVEL METER SERIAL NUMBER: _____

| Initial DTW / Before Removal | | If Transducer: Approx. 5 min After Reinstallation | | Time of Removal 0745 |
|---|---|---|---|---|
| Time | Initial DTW | Time | Final DTW | Time of Reinstallation 0900 |
| 0732 | 90.45 | 0905 | 90.55 | |
| Comments: | | | | |

**Color:** clear, grey, yellow, brown, black, cloudy, green **Odor:** none, sulphur, organic, other **Solids:** Trace, Small Qu, Med Qu, Large Qu, Particulate, Silt, Sand

**Project Name** PGE Topock CMP
Job Number 332959.CM.FW.01
Field Team 1 Field Conditions

**Sampling Event** 2006-CMP-008
**Date** 6-7-06
Page _____ of _____

**Well/Sample Number** OW-02M-008 **QC Sample ID** NA QC Sample Time _____

Purge Start Time 0626 Purge Method GROUNDFOS Ded. Pump _____

Flow Cell: Y / N Min. Purge Volume (ga)/(L) 62.0 Purge Rate (gpm)/(mLpm) 2

| Water Level | Time | Vol. Purged gallons / liters | pH | Conductivity mS/cm | Turbidity NTU | Diss. Oxygen mg/L | Temp. oC | Salinity % | TDS g/L | Eh/ORP mv | Comments (See description below |
|---|---|---|---|---|---|---|---|---|---|---|---|
| 91.85 | 0630 | 10. | 6.00 | 7.39 | 4.91 | 8.42 | 29.39 | 0.40 | 4.6 | 170 | |
| 91.85 | 0635 | 20 | 6.23 | 7.36 | 1.96 | 5.60 | 29.76 | 0.40 | 4.7 | 157 | |
| 90.89 | 0640 | 30 | 6.48 | 7.44 | 0.71 | 6.61 | 30.11 | 0.41 | 4.7 | 147 | |
| 91.80 | 0645 | 40 | 6.56 | 7.41 | 0.54 | 6.54 | 30.53 | 0.40 | 4.7 | 142 | |
| 91.80 | 0650 | 50 | 6.58 | 7.32 | 0.54 | 5.95 | 30.78 | 0.40 | 4.6 | 140 | |
| | 0655 | 62 | 6.61 | 7.33 | 1.88 | 6.40 | 30.78 | 0.40 | 4.6 | 140 | |
| | | | | | | | | | | | |
| | | | | | | | | | | | |
| | | | | | | | | | | | |
| **Parameter Stabilization Criteria** | | | +/- 0.1 pH units | +/- 3% | +/- 10% NTU units when >10 NTUs | +/- 0.3 mg/L | NA | NA | NA | +/- 10 mV | |
| Did Parameters Stablize prior to sampling? | | | | | | | NA | | | | |
| Previous Field measurement (3/14/2006) | | | 8.2 | 7630 | 3.81 | 5.47 | 27.85 | 0.42 | | 3 | |
| Are measurements consistent with previous? | | | | | | | NA | | | | |

Sample Time 0706 Sample Location: pump tubing ✓ well port _____ spigot _____ bailer _____ other _____

Comments: _____

Initial Depth to Water (ft BTOC): 90.61

WD (Well Depth - from table) ft btc (211)

SWH (Standing Water Height) = WD-Initial Depth 120.39

D (Volume as per diameter) 2"= 0.17, 4"= 0.66, 1"=0.04 (2 in)

One Casing Volume = D*SWH 20.46

Three Casing Volumes = 61.39

Measure Point: Well TOC Steel Casing WATER LEVEL METER SERIAL NUMBER: _____

| Initial DTW / Before Removal | | If Transducer: Approx. 5 min After Reinstallation | | Time of Removal 0609 |
|---|---|---|---|---|
| Time | Initial DTW | Time | Final DTW | Time of Reinstallation 0715 |
| 0608 | 90.61 | 0728 | 90.53 | |

Comments:

**Color:** clear, grey, yellow, brown, black, cloudy, green **Odor:** none, sulphur, organic, other **Solids:** Trace, Small Qu, Med Qu, Large Qu, Particulate, Silt, Sand

**Project Name** PGE Topock CMP
Job Number 332959.CM.FW.01
Field Team 1 Field Conditions

**Sampling Event** 2006-CMP-008
**Date** 6-6-06
Page _____ of _____

**Well/Sample Number** OW-02S-008 **QC Sample ID** MW-90-008 QC Sample Time 1210

Purge Start Time 1131 Purge Method WATERA Ded. Pump

Flow Cell: Y / N Min. Purge Volume (gal)(L) 15 Purge Rate (gpm)/(mLpm)

| Water Level | Time | Vol. Purged gallons / liters | pH | Conductivity mS/cm | Turbidity NTU | Diss. Oxygen mg/L | Temp. oC | Salinity % | TDS g/L | Eh/ORP mv | Comments (See description below |
|---|---|---|---|---|---|---|---|---|---|---|---|
| 91.80 | 1136 | 1 | 6.59 | 1.43 | 0.00 | 6.64 | 38.45 | 0.07 | 0.9 | 89 | |
| 91.81 | 1137 | 3 | 6.59 | 1.47 | 43.8 | 5.57 | 35.92 | 0.07 | 0.9 | 88 | |
| 91.80 | 1141 | 6 | 6.63 | 1.51 | 21.0 | 6.44 | 33.00 | 0.07 | 1.0 | 86 | |
| 91.81 | 1144 | 9 | 6.59 | 1.54 | 15.0 | 5.99 | 31.52 | 0.07 | 1.0 | 84 | |
| 91.82 | 1148 | 12 | 6.60 | 1.57 | 11.1 | 6.07 | 30.52 | 0.07 | 1.0 | 76 | |
| | 1153 | 15 | 6.61 | 1.58 | 8.76 | 6.36 | 29.95 | 0.07 | 1.0 | 70 | |
| | | | | | | | | | | | |
| | | | | | | | | | | | |
| | | | | | | | | | | | |

| Parameter Stabilization Criteria | +/- 0.1 pH units | +/- 3% | +/- 10% NTU units when >10 NTUs | +/- 0.3 mg/L | NA | NA | NA | +/- 10 mV | |
|---|---|---|---|---|---|---|---|---|---|
| Did Parameters Stablize prior to sampling? | | | | | NA | | | | |
| Previous Field measurement (3/15/2006) | 7.97 | 1870 | 6 | 7.19 | 28.39 | 0.09 | | 83 | |
| Are measurements consistent with previous? | | | | | NA | | | | |

Sample Time 1200 Sample Location: pump tubing ✓ well port _____ spigot _____ bailer _____ other _____

Comments: _____

Initial Depth to Water (ft BTOC): 91.62

WD (Well Depth - from table) ft btc (121)

SWH (Standing Water Height) = WD-Initial Depth 29.38

D (Volume as per diameter) 2"= 0.17, 4"= 0.66, 1"=0.04 (2 in)

One Casing Volume = D*SWH 4.99

Three Casing Volumes = 14.98

Measure Point: Well TOC Steel Casing WATER LEVEL METER SERIAL NUMBER: _____

| Initial DTW / Before Removal | | If Transducer | | |
|---|---|---|---|---|
| | | Approx. 5 min After Reinstallation | | Time of Removal 1119 |
| Time | Initial DTW | Time | Final DTW | Time of Reinstallation |
| 1118 | 91.62 | 1216 | 91.62 | |

Comments:

**Color:** clear, grey, yellow, brown, black, cloudy, green **Odor:** none, sulphur, organic, other **Solids:** Trace, Small Qu, Med Qu, Large Qu, Particulate, Silt, Sand

**Project Name** PGE Topock CMP
Job Number 332959.CM.FW.01
Field Team 1 Field Conditions

**Sampling Event** 2006-CMP-008
**Date** 6-7-06
Page ____ of ____

**Well/Sample Number** OW-05D-008 **QC Sample ID** NA QC Sample Time ____

Purge Start Time 0 1142 Purge Method GROUND Rig Ded. Pump ____

Flow Cell: Y / N Min. Purge Volume (gal)/(L) 132.0 Purge Rate (gpm)/(mLpm) 2

| Water Level | Time | Vol. Purged gallons / liters | pH | Conductivity mS/cm | Turbidity NTU | Diss. Oxygen mg/L | Temp. oC | Salinity % | TDS g/L | Eh/ORP mv | Comments (See description below |
|---|---|---|---|---|---|---|---|---|---|---|---|
| 94.89 | 1145 | 22 | 6.61 | 7.05 | 0.97 | 4.71 | 35.58 | 0.38 | 4.4 | 108 | |
| 94.83 | 1156 | 44 | 6.96 | 6.87 | 1.17 | 4.40 | 37.38 | 0.37 | 4.3 | 92 | |
| 94.81 | 1208 | 66 | 6.87 | 6.88 | 0.57 | 4.46 | 38.40 | 0.37 | 4.3 | 95 | |
| 94.80 | 1219 | 88 | 7.01 | 6.80 | 0.26 | 8.02 | 38.27 | 0.37 | 4.3 | 97 | |
| 94.80 | 1230 | 110 | 7.01 | 6.85 | 0.25 | 7.03 | 38.09 | 0.37 | 4.3 | 98 | |
| 94.81 | 1241 | 132 | 7.02 | 6.91 | 0.29 | 8.66 | 37.80 | 0.37 | 4.3 | 100 | |
| | | | | | | | | | | | |
| | | | | | | | | | | | |
| | | | | | | | | | | | |

| Parameter Stabilization Criteria | | +/- 0.1 pH units | +/- 3% | +/- 10% NTU units when >10 NTUs | +/- 0.3 mg/L | NA | NA | NA | +/- 10 mV | |
|---|---|---|---|---|---|---|---|---|---|---|
| Did Parameters Stablize prior to sampling? | | | | | | NA | | | | |
| Previous Field measurement | (3/15/2006) | 8.3 | 7380 | 2.5 | 6.08 | 27.87 | 0.4 | | | |
| Are measurements consistent with previous? | | | | | | NA | | | | |

Sample Time 1245 Sample Location: pump tubing X well port ____ spigot ____ bailer ____ other ____

Comments: ____

Initial Depth to Water (ft BTOC): 94.56

WD (Well Depth - from table) ft btc (352)

SWH (Standing Water Height) = WD-Initial Depth 257.44

D (Volume as per diameter) 2"= 0.17, 4"= 0.66, 1"=0.04 (2 in)

One Casing Volume = D*SWH 43.76

Three Casing Volumes = 131.2

Measure Point: Well TOC Steel Casing WATER LEVEL METER SERIAL NUMBER: ____

| Initial DTW / Before Removal | | If Transducer: Approx. 5 min After Reinstallation | | Time of Removal 01123 |
|---|---|---|---|---|
| Time | Initial DTW | Time | Final DTW | Time of Reinstallation 01255 |
| 01122 | 94.56 | 01300 | 94.58 | |

Comments:

**Color:** clear, grey, yellow, brown, black, cloudy, green **Odor:** none, sulphur, organic, other **Solids:** Trace, Small Qu, Med Qu, Large Qu, Particulate, Silt, Sand

**Project Name** PGE Topock CMP
Job Number 332959.CM.FW.01
Field Team 1 Field Conditions

**Sampling Event** 2006-CMP-008
**Date** 6-7-06
Page ____ of ____

**Well/Sample Number** OW-05M-008 **QC Sample ID** NA QC Sample Time ____

Purge Start Time 0/003 Purge Method GROUND POS Ded. Pump ____

Flow Cell: (Y) / N Min. Purge Volume (gal)/(L) 81.5 Purge Rate (gpm)/(mLpm) 2

| Water Level | Time | Vol. Purged gallons / liters | pH | Conductivity mS/cm | Turbidity NTU | Diss. Oxygen mg/L | Temp. oC | Salinity % | TDS g/L | Eh/ORP mv | Comments (See description below |
|---|---|---|---|---|---|---|---|---|---|---|---|
| 94.50 | 0/010 | ~~21.012~~ | 6.72 | 8.26 | 1.61 | 4.16 | 34.06 | 0.46 | 5.3 | 139 | |
| 94.50 | 01016 | ~~42.024~~ | 6.80 | 8.72 | 3.47 | 2.25 | 33.51 | 0.48 | 5.5 | 119 | |
| 94.50 | 01022 | ~~63.036~~ | 6.83 | 8.74 | 1.37 | 1.74 | 33.37 | 0.48 | 5.5 | 105 | |
| 94.50 | 01028 | ~~82.048~~ | 6.84 | 8.74 | 1.85 | 1.45 | 33.36 | 0.48 | 5.5 | 94 | |
| 94.50 | 01034 | 60 | 6.85 | 8.77 | 0.84 | 1.15 | 33.43 | 0.48 | 5.9 | 85 | |
| 94.50 | 01040 | 72 | 6.86 | 8.79 | 0.84 | 1.06 | 33.24 | 0.49 | 5.5 | 84 | |
| | 01046 | 84 | 6.85 | 8.76 | 0.51 | 1.04 | 33.14 | 0.48 | 5.5 | 82 | |
| | | | | | | | | | | | |
| | | | | | | | | | | | |

| Parameter Stabilization Criteria | | +/- 0.1 pH units | +/- 3% | +/- 10% NTU units when >10 NTUs | +/- 0.3 mg/L | NA | NA | NA | +/- 10 mV | |
|---|---|---|---|---|---|---|---|---|---|---|
| Did Parameters Stablize prior to sampling? | | | | | | NA | | | | |
| Previous Field measurement | (3/15/2006) | 8.07 | 9080 | 4.38 | 1.6 | 28.17 | 0.5 | | -16 | |
| Are measurements consistent with previous? | | | | | | NA | | | | |

Sample Time 10:50 Sample Location: pump tubing X well port ____ spigot ____ bailer ____ other ____

Comments: ____

Initial Depth to Water (ft BTOC): 94.13

WD (Well Depth - from table) ft btc (254)

SWH (Standing Water Height) = WD-Initial Depth 159.87

D (Volume as per diameter) 2"= 0.17, 4"= 0.66, 1"=0.04 (2 in)

One Casing Volume = D*SWH 27.17

Three Casing Volumes = 81.53

Measure Point: Well TOC Steel Casing WATER LEVEL METER SERIAL NUMBER: ____

| Initial DTW / Before Removal | | If Transducer: Approx. 5 min After Reinstallation | | Time of Removal 0959 |
|---|---|---|---|---|
| Time | Initial DTW | Time | Final DTW | Time of Reinstallation 0(0)55 |
| 0958 | 94.13 | 1120 | 94.12 | |

Comments:

**Color:** clear, grey, yellow, brown, black, cloudy, green **Odor:** none, sulphur, organic, other **Solids:** Trace, Small Qu, Med Qu, Large Qu, Particulate, Silt, Sand

**Project Name** PGE Topock CMP
Job Number 332959.CM.FW.01
Field Team 1 Field Conditions

**Sampling Event** 2006-CMP-008
**Date** 6-7-06
Page ____ of ____

**Well/Sample Number** OW-05S-008 **QC Sample ID** NA QC Sample Time ____

Purge Start Time 0930 Purge Method GROUNDPOS Ded. Pump ____

Flow Cell: Y / N Min. Purge Volume (gal)/(L) 9.45 Purge Rate (gpm)/(mLpm) 0.75

| Water Level | Time | Vol. Purged gallons / liters | pH | Conductivity mS/cm | Turbidity NTU | Diss. Oxygen mg/L | Temp. oC | Salinity % | TDS g/L | Eh/ORP mv | Comments (See description below |
|---|---|---|---|---|---|---|---|---|---|---|---|
| 94.74 | 0931 | 2 | 7.08 | 3.66 | 0.113 | 7.13 | 35.36 | 0.13 | 1.5 | 125 | Cloudy can not see |
| 94.74 | 0935 | 4 | 6.88 | 1.72 | 189 | 5.93 | 35.51 | 0.08 | 1.1 | 128 | Through. |
| 94.75 | 0938 | 6 | 6.86 | 1.68 | 123 | 5.65 | 35.47 | 0.08 | 1.1 | 128 | |
| 94.75 | 0941 | 8 | 6.84 | 1.66 | 25.6 | 5.49 | 35.36 | 0.08 | 1.1 | 129 | Look ok Bottom now |
| 94.75 | 0945 | 10 | 6.85 | 1.56 | ~~5.39~~ ND | 5.89 | 34.70 | 0.08 | 1.1 | 131 | |
| | | | | | | | | | | | |
| | | | | | | | | | | | |
| | | | | | | | | | | | |
| | | | | | | | | | | | |

| Parameter Stabilization Criteria | | +/- 0.1 pH units | +/- 3% | +/- 10% NTU units when >10 NTUs | +/- 0.3 mg/L | NA | NA | NA | +/- 10 mV | |
|---|---|---|---|---|---|---|---|---|---|---|
| Did Parameters Stablize prior to sampling? | | | | | | NA | | | | |
| Previous Field measurement | (3/15/2006) | 7.96 | 1840 | 21.6 | 7.04 | 27.56 | 0.09 | | 147 | |
| Are measurements consistent with previous? | | | | | | NA | | | | |

Sample Time 0945 Sample Location: (pump tubing) well port ____ spigot ____ bailer ____ other ____

Comments: ____

Initial Depth to Water (ft BTOC): 94.57

WD (Well Depth - from table) ft btc (113)

SWH (Standing Water Height) = WD-Initial Depth 18.5

D (Volume as per diameter) 2"= 0.17, 4"= 0.66, 1"=0.04 (2 in)

One Casing Volume = D*SWH 3.14

Three Casing Volumes = 9.43

Measure Point: Well TOC Steel Casing WATER LEVEL METER SERIAL NUMBER: ____

| Initial DTW / Before Removal | | If Transducer: Approx. 5 min After Reinstallation | | Time of Removal 0911 |
|---|---|---|---|---|
| Time | Initial DTW | Time | Final DTW | Time of Reinstallation 0954 |
| 0910 | 94.57 | 1004 | 94.55 | |

Comments:

**Color:** clear, grey, yellow, brown, black, cloudy, green **Odor:** none, sulphur, organic, other **Solids:** Trace, Small Qu, Med Qu, Large Qu, Particulate, Silt, Sand

# EMAX Laboratories, Inc.

## *SDG Login Review Sheet*

Due Date: 3/30/06

Date: 3/16/06

**Client Code:** CH_0408_

**Client:** CH2M HILL

**Project:** PG&E's Topock Gas Compressor Stat

**EMAX PM:** Molly

**SDG:** 06C143

**Send Report To:** Attn: Shawn Duffy

**Company:** CH2M HILL

**Address:** 155 Grand, Suite 1000
Oakland CA 94604
NA

| Lwks ID | Control # | Sample ID | Matrix | Coll Date | Time | Date Rcvd | Lwks Method | Analysis |
|---|---|---|---|---|---|---|---|---|
| EN42126 | C143-01 | OW-01D-007 | WATER | 3/14/06 | 12:12 | 3/15/06 | SCEW | Specific Conductance |
| | C143-01 | OW-01D-007 | WATER | 3/14/06 | 12:12 | 3/15/06 | PH1501W | pH |
| | C143-01 | OW-01D-007 | WATER | 3/14/06 | 12:12 | 3/15/06 | TDS | Solids Total Dissolved |
| | C143-01 | OW-01D-007 | WATER | 3/14/06 | 12:12 | 3/15/06 | TURBW | Turbidity |
| | C143-01 | OW-01D-007 | WATER | 3/14/06 | 12:12 | 3/15/06 | ANIONEW | Anions by IC |
| | C143-01 | OW-01D-007 | WATER | 3/14/06 | 12:12 | 3/15/06 | ALKEW | Alkalinity |
| | C143-01 | OW-01D-007 | WATER | 3/14/06 | 12:12 | 3/15/06 | NH3NW | Ammonia-N |
| | C143-01 | OW-01D-007 | WATER | 3/14/06 | 12:12 | 3/15/06 | NNISEW | Nitrate/Nitrite-N |
| EN42127 | C143-02 | OW-01M-007 | WATER | 3/14/06 | 12:50 | 3/15/06 | SCEW | Specific Conductance |
| | C143-02 | OW-01M-007 | WATER | 3/14/06 | 12:50 | 3/15/06 | PH1501W | pH |
| | C143-02 | OW-01M-007 | WATER | 3/14/06 | 12:50 | 3/15/06 | TDS | Solids Total Dissolved |
| | C143-02 | OW-01M-007 | WATER | 3/14/06 | 12:50 | 3/15/06 | TURBW | Turbidity |
| | C143-02 | OW-01M-007 | WATER | 3/14/06 | 12:50 | 3/15/06 | ANIONEW | Anions by IC |
| | C143-02 | OW-01M-007 | WATER | 3/14/06 | 12:50 | 3/15/06 | ALKEW | Alkalinity |
| | C143-02 | OW-01M-007 | WATER | 3/14/06 | 12:50 | 3/15/06 | NH3NW | Ammonia-N |
| | C143-02 | OW-01M-007 | WATER | 3/14/06 | 12:50 | 3/15/06 | NNISEW | Nitrate/Nitrite-N |
| EN42128 | C143-03 | OW-02M-007 | WATER | 3/14/06 | 13:52 | 3/15/06 | SCEW | Specific Conductance |
| | C143-03 | OW-02M-007 | WATER | 3/14/06 | 13:52 | 3/15/06 | PH1501W | pH |
| | C143-03 | OW-02M-007 | WATER | 3/14/06 | 13:52 | 3/15/06 | TDS | Solids Total Dissolved |
| | C143-03 | OW-02M-007 | WATER | 3/14/06 | 13:52 | 3/15/06 | TURBW | Turbidity |
| | C143-03 | OW-02M-007 | WATER | 3/14/06 | 13:52 | 3/15/06 | ANIONEW | Anions by IC |
| | C143-03 | OW-02M-007 | WATER | 3/14/06 | 13:52 | 3/15/06 | ALKEW | Alkalinity |
| | C143-03 | OW-02M-007 | WATER | 3/14/06 | 13:52 | 3/15/06 | NH3NW | Ammonia-N |
| | C143-03 | OW-02M-007 | WATER | 3/14/06 | 13:52 | 3/15/06 | NNISEW | Nitrate/Nitrite-N |
| EN42129 | C143-04 | OW-02D-007 | WATER | 3/14/06 | 15:10 | 3/15/06 | SCEW | Specific Conductance |
| | C143-04 | OW-02D-007 | WATER | 3/14/06 | 15:10 | 3/15/06 | PH1501W | pH |
| | C143-04 | OW-02D-007 | WATER | 3/14/06 | 15:10 | 3/15/06 | TDS | Solids Total Dissolved |
| | C143-04 | OW-02D-007 | WATER | 3/14/06 | 15:10 | 3/15/06 | TURBW | Turbidity |
| | C143-04 | OW-02D-007 | WATER | 3/14/06 | 15:10 | 3/15/06 | ANIONEW | Anions by IC |
| | C143-04 | OW-02D-007 | WATER | 3/14/06 | 15:10 | 3/15/06 | ALKEW | Alkalinity |
| | C143-04 | OW-02D-007 | WATER | 3/14/06 | 15:10 | 3/15/06 | NH3NW | Ammonia-N |
| | C143-04 | OW-02D-007 | WATER | 3/14/06 | 15:10 | 3/15/06 | NNISEW | Nitrate/Nitrite-N |

# SAMPLE RECEIPT FORM 1

| Type of Delivery | Delivered By/Airbill | ECN | 06C143 |
|---|---|---|---|
| ☑ EMAX Courier | SEE COC | Recepient | J. Luna |
| ☐ Client Delivery | | Date | 3-15-08 |
| ☐ Third Party | | Time | 1530 |

## COC Inspection

| | | |
|---|---|---|
| ☑ Client Name | ☑ Sampler Name | ☑ Sampling Date/Time/Location |
| ☑ Address | ☑ Courier Signature/Date/Time | ☑ Analysis Required |
| ☑ Client PM/FC | ☑ TAT | ☑ Matrix |
| ☑ Tel #/Fax # | ☑ Sample ID | ☑ Preservative (if any) |
| Safety Issues: ☑ None | ☐ High Concentrations expected | ☐ Superfund Site Samples |
| Comments: ☐ Rad Screening Required | | |

## Packaging Inspection

| | | | | |
|---|---|---|---|---|
| Container | ☑ Cooler | ☐ Box | ☐ | ☐ |
| Condition | ☐ Custody Seal | ☑ Intact | ☐ Damaged | ☐ |
| Packaging | ☐ Bubble Pack | ☐ Styrofoam | ☑ Sufficient | ☑ Plastic Bag |
| Temperatures | ☑ Cooler 1 3.9°C | ☑ Cooler 2 ____ | ☐ Cooler 3 ____ | ☐ Cooler 4 ____ |
| | ☐ Cooler 5 ____ | ☐ Cooler 6 ____ | ☐ Cooler 7 ____ | ☐ Cooler 8 ____ |
| | ☐ Cooler 9 ____ | ☐ Cooler 10 ____ | ☐ Cooler 11 ____ | ☐ Cooler 12 ____ |

Comments:

| LSCID | Client ID | Discrepancy | Corrective Action |
|---|---|---|---|
| | | | |
| | | | |
| | | | |
| | | | |
| | | | |
| | | | |
| | | | |
| | | | |
| | | | |
| | | | |
| | | | |
| | | | |

LSCID : Lab Sample Container ID

REVIEWS

Sample Labeling _____ Date 3-15-08

SRF _____ Date _____

PM _____ Date _____

SAMPLES RECEIVED FOR ECN: 06C143

| ECN (*) | SAMPLE CONTAINER ID | Sample Amount Sufficiency | CONTAINER TYPE | | | | | | | | CHEMICAL PRESERVATIVE | | | | | | | | | Filtered | |
|---|---|---|---|---|---|---|---|---|---|---|---|---|---|---|---|---|---|---|---|---|---|
| | | | Jar | Amber | HDPE | Encore | Vial | Tube | Bag | Other | NONE | HCl (pH<2) | HNO3 (pH<2) | H2SO4 (pH<2) | ZnAc +NaOH (pH>12) | Picric Acid+ZnAc (pH≤2) | Na2SO4 | NaOH (pH>12) | Other | Yes | No |
| 1 | * 1 | | | | ✓ | | | | | | ✓ | | | | | | | | | | |
| | * 2 | | | | ✓ | | | | | | | | | ✓ | | | | | | | |
| 2 | * 3 | | | | ✓ | | | | | | ✓ | | | | | | | | | | |
| | * 4 | | | | ✓ | | | | | | | | | ✓ | | | | | | | |
| 3 | * 5 | | | | ✓ | | | | | | ✓ | | | | | | | | | | |
| | * 6 | | | | ✓ | | | | | | | | | ✓ | | | | | | | |
| 4 | * 7 | | | | ✓ | | | | | | ✓ | | | | | | | | | | |
| | * 8 | | | | ✓ | | | | | | | | | ✓ | | | | | | | |
| | * 9 | | | | | | | | | | | | | | | | | | | | |
| | * 0 | | | | ✓ | | | | | ✓ | | 5/15/06 | | | | | | | | | |
| | * 1 | | | | | | | | | | | | | | | | | | | | |
| | * 2 | | | | | | | | | | | | | | | | | | | | |
| | * 3 | | | | | | | | | | | | | | | | | | | | |
| | * 4 | | | | | | | | | | | | | | | | | | | | |
| | * 5 | | | | | | | | | | | | | | | | | | | | |
| | * 6 | | | | | | | | | | | | | | | | | | | | |
| | * 7 | | | | | | | | | | | | | | | | | | | | |
| | * 8 | | | | | | | | | | | | | | | | | | | | |
| | * 9 | | | | | | | | | | | | | | | | | | | | |
| | * 0 | | | | | | | | | | | | | | | | | | | | |
| | * 1 | | | | | | | | | | | | | | | | | | | | |
| | * 2 | | | | | | | | | | | | | | | | | | | | |
| | * 3 | | | | | | | | | | | | | | | | | | | | |
| | * 4 | | | | | | | | | | | | | | | | | | | | |
| | * 5 | | | | | | | | | | | | | | | | | | | | |
| | * 6 | | | | | | | | | | | | | | | | | | | | |
| | * 7 | | | | | | | | | | | | | | | | | | | | |
| | * 8 | | | | | | | | | | | | | | | | | | | | |
| | * 9 | | | | | | | | | | | | | | | | | | | | |
| | * 0 | | | | | | | | | | | | | | | | | | | | |

B10

06C143

EMAX Laboratories, Inc.
1835 W. 205th Street, Torrance, CA 90501
Tel: (310) 618 8889 Ext. 119 Fax: (310) 618 0818
Joe Kelbley jkelbley@emaxlabs.com

# CHAIN OF CUSTODY RECORD

[2006-CMP-007]

COC Number

TURNAROUND TIME 12 Days

DATE 3/14/06 PAGE 1 OF 1

COMPANY CH2M HILL

PROJECT NAME PG&E Topock GWM

PHONE (510) 251-2888 FAX (510) 622-7086

ADDRESS 155 Grand Ave Ste 1000
Oakland, CA 94612

P.O. NUMBER 332959.CM.FW.01 TEAM 1

SAMPLERS (SIGNATURE) Allan Erikson

| | SAMPLE I.D. | DATE | TIME | DESCRIPTION | Specific Conductance (120.1) | pH (150.1) | TDS (160.1) | Alkalinity (310.1) | Anions (300) Chloride,Fluoride,Sulfate | Nitrate/Nitrite (E353.3) | Ammonia (350.2) | Turbidity (180.1) | NUMBER OF CONTAINERS | COMMENTS |
|---|---|---|---|---|---|---|---|---|---|---|---|---|---|---|
| 1 | OW-01D-007 | 3/14/06 | 1212 | Grab | x | x | x | x | x | x | x | x | 2 | |
| 2 | OW-01M-007 | 3/14/06 | 1250 | Grab | x | x | x | x | x | x | x | x | 2 | |
| 3 | OW-02M-007 | 3/14/06 | 1352 | Grab | x | x | x | x | x | x | x | x | 2 | |
| 4 | OW-02D-007 | 3/14/06 | 1510 | Grab | x | x | x | x | x | x | x | x | 2 | |

## CHAIN OF CUSTODY SIGNATURE RECORD

| | | Printed Name | Company/ Agency | Date/ Time |
|---|---|---|---|---|
| Signature (Relinquished) | Allan Erikson | Allan Erikson | CH2M HILL | Date/ 3/14/06 Time 1525 |
| Signature (Received) | | M. Lagunas | EXECUTIVE | Date/ 3/14/06 Time 1525 |
| Signature (Relinquished) | | M. Lagunas | EXECUTIVE | Date/ 3/14/06 Time 2015 |
| Signature (Received) | L. Shakemure | Shakemure | TLI | Date/ Time 3/14/06 2220 |
| Signature (Relinquished) | L. Shakemure | Shakemure | TLI | Date/ Time 3/15/06 950 |
| Signature (Received) | Phil Hatton | Phil Hatton | EMAX | Date/ Time 31506 950 |

Phil Hatton 31506 1530

SAMPLE CONDITIONS

RECEIVED COOL ☑ WARM ☐ 3.9°C

CUSTODY SEALED YES ☐ NO ☐

SPECIAL REQUIREMENTS:

TRUESDAIL LABORATORIES, INC.
14201 Franklin Avenue, Tustin, CA 92780-7008
(714)730-6239 FAX: (714) 730-6462
www.truesdail.com

# CHAIN OF CUSTODY RECORD

[2006-CMP-007] 952756

COC Number

TURNAROUND TIME 10 Days

DATE 3/14/06 PAGE 1 OF 1

COMPANY CH2M HILL

PROJECT NAME PG&E Topock

PHONE (510) 251-2888 FAX (510) 622-7086

ADDRESS 155 Grand Ave Ste 1000
Oakland, CA 94612

P.O. NUMBER 332959.CM.FW.01

SAMPLERS (SIGNATURE

Rec'd 03/14/06
via 952756

| | SAMPLE I.D. | DATE | TIME | DESCRIPTION | CR6 (7199) Lab Filtered | Dissolved Metals (6010B) Field Filtered Title 22 B,Ca,Mg,K,Na,Mn,Fe | NUMBER OF CONTAINERS | COMMENTS |
|---|---|---|---|---|---|---|---|---|
| 1 | OW-01D-007 | 3/14/06 | 1212 | 6x6 | X | X | 2 | pH = 2 |
| 2 | OW-01M-007 | 3/14/06 | 1250 | 6x6 | X | X | 2 | |
| 3 | OW-02M-007 | 3/14/06 | 1352 | 6x6 | X | X | 2 | |
| 4 | OW-02D-007 | 3/14/06 | 1510 | 6x6 | X | X | 2 | |
| 5 | EB-CMP-007-01 | 3/14/06 | 1517 | 6x6 | X | X (AE) | 1 | |

ALERT!! Level III QC

## CHAIN OF CUSTODY SIGNATURE RECORD

| | Signature | Printed Name | Company/ Agency | Date/ Time |
|---|---|---|---|---|
| Relinquished | | Allen Eilers | CH2M HILL | 3/14/06 1525 |
| Received | | Miguel L. | EXECUTIVE | 3/14/06 1525 |
| Relinquished | | Miguel L. | EXECUTIVE | 3/14/06 2015 |
| Received | L. Shakeeeva | L Shakeeeva | TL | 3/14/06 2015 |
| Relinquished | | | | |
| Received | | | | |

SAMPLE CONDITIONS

RECEIVED COOL ☐ WARM ☐ °F

CUSTODY SEALED YES ☐ NO ☐

SPECIAL REQUIREMENTS

For Sample Conditions See Form Attached

FROM TRUESDAIL LABS 714 730 6462 (WED)MAR 15 2006 8:50/ST. 8:49/No.6828828762 P 2

# EMAX Laboratories, Inc.

## *SDG Login Review Sheet*

Due Date: 3/31/06

Date: 3/17/06

**Client Code:** CH_0408_

**Client:** CH2M HILL

**Project:** PG&E's Topock Gas Compressor Stat

**EMAX PM:** Molly

**SDG:** 06C150

**Send Report To:** Attn: Shawn Duffy

**Company:** CH2M HILL

**Address:** 155 Grand, Suite 1000
Oakland CA 94604
NA

| Lwks ID | Control # | Sample ID | Matrix | Coll Date | Time | Date Rcvd | Lwks Method | Analysis |
|---|---|---|---|---|---|---|---|---|
| EN42217 | C150-01 | OW-05D-007 | WATER | 3/15/06 | 9:32 | 3/16/06 | SCEW | Specific Conductance |
| | C150-01 | OW-05D-007 | WATER | 3/15/06 | 9:32 | 3/16/06 | PH1501W | pH |
| | C150-01 | OW-05D-007 | WATER | 3/15/06 | 9:32 | 3/16/06 | TDS | Solids Total Dissolved |
| | C150-01 | OW-05D-007 | WATER | 3/15/06 | 9:32 | 3/16/06 | TURBW | Turbidity |
| | C150-01 | OW-05D-007 | WATER | 3/15/06 | 9:32 | 3/16/06 | ANIONEW | Anions by IC |
| | C150-01 | OW-05D-007 | WATER | 3/15/06 | 9:32 | 3/16/06 | ALKEW | Alkalinity |
| | C150-01 | OW-05D-007 | WATER | 3/15/06 | 9:32 | 3/16/06 | NH3NW | Ammonia-N |
| | C150-01 | OW-05D-007 | WATER | 3/15/06 | 9:32 | 3/16/06 | NNISEW | Nitrate/Nitrite-N |
| EN42218 | C150-02 | OW-05M-007 | WATER | 3/15/06 | 10:15 | 3/16/06 | SCEW | Specific Conductance |
| | C150-02 | OW-05M-007 | WATER | 3/15/06 | 10:15 | 3/16/06 | PH1501W | pH |
| | C150-02 | OW-05M-007 | WATER | 3/15/06 | 10:15 | 3/16/06 | TDS | Solids Total Dissolved |
| | C150-02 | OW-05M-007 | WATER | 3/15/06 | 10:15 | 3/16/06 | TURBW | Turbidity |
| | C150-02 | OW-05M-007 | WATER | 3/15/06 | 10:15 | 3/16/06 | ANIONEW | Anions by IC |
| | C150-02 | OW-05M-007 | WATER | 3/15/06 | 10:15 | 3/16/06 | ALKEW | Alkalinity |
| | C150-02 | OW-05M-007 | WATER | 3/15/06 | 10:15 | 3/16/06 | NH3NW | Ammonia-N |
| | C150-02 | OW-05M-007 | WATER | 3/15/06 | 10:15 | 3/16/06 | NNISEW | Nitrate/Nitrite-N |
| EN42219 | C150-03 | OW-05S-007 | WATER | 3/15/06 | 10:48 | 3/16/06 | SCEW | Specific Conductance |
| | C150-03 | OW-05S-007 | WATER | 3/15/06 | 10:48 | 3/16/06 | PH1501W | pH |
| | C150-03 | OW-05S-007 | WATER | 3/15/06 | 10:48 | 3/16/06 | TDS | Solids Total Dissolved |
| | C150-03 | OW-05S-007 | WATER | 3/15/06 | 10:48 | 3/16/06 | TURBW | Turbidity |
| | C150-03 | OW-05S-007 | WATER | 3/15/06 | 10:48 | 3/16/06 | ANIONEW | Anions by IC |
| | C150-03 | OW-05S-007 | WATER | 3/15/06 | 10:48 | 3/16/06 | ALKEW | Alkalinity |
| | C150-03 | OW-05S-007 | WATER | 3/15/06 | 10:48 | 3/16/06 | NH3NW | Ammonia-N |
| | C150-03 | OW-05S-007 | WATER | 3/15/06 | 10:48 | 3/16/06 | NNISEW | Nitrate/Nitrite-N |
| EN42220 | C150-04 | OW-02S-007 | WATER | 3/15/06 | 12:40 | 3/16/06 | SCEW | Specific Conductance |
| | C150-04 | OW-02S-007 | WATER | 3/15/06 | 12:40 | 3/16/06 | PH1501W | pH |
| | C150-04 | OW-02S-007 | WATER | 3/15/06 | 12:40 | 3/16/06 | TDS | Solids Total Dissolved |
| | C150-04 | OW-02S-007 | WATER | 3/15/06 | 12:40 | 3/16/06 | TURBW | Turbidity |
| | C150-04 | OW-02S-007 | WATER | 3/15/06 | 12:40 | 3/16/06 | ANIONEW | Anions by IC |
| | C150-04 | OW-02S-007 | WATER | 3/15/06 | 12:40 | 3/16/06 | ALKEW | Alkalinity |
| | C150-04 | OW-02S-007 | WATER | 3/15/06 | 12:40 | 3/16/06 | NH3NW | Ammonia-N |
| | C150-04 | OW-02S-007 | WATER | 3/15/06 | 12:40 | 3/16/06 | NNISEW | Nitrate/Nitrite-N |
| EN42221 | C150-05 | MW-90-007 | WATER | 3/15/06 | 13:00 | 3/16/06 | SCEW | Specific Conductance |
| | C150-05 | MW-90-007 | WATER | 3/15/06 | 13:00 | 3/16/06 | PH1501W | pH |
| | C150-05 | MW-90-007 | WATER | 3/15/06 | 13:00 | 3/16/06 | TDS | Solids Total Dissolved |
| | C150-05 | MW-90-007 | WATER | 3/15/06 | 13:00 | 3/16/06 | TURBW | Turbidity |
| | C150-05 | MW-90-007 | WATER | 3/15/06 | 13:00 | 3/16/06 | ANIONEW | Anions by IC |
| | C150-05 | MW-90-007 | WATER | 3/15/06 | 13:00 | 3/16/06 | ALKEW | Alkalinity |
| | C150-05 | MW-90-007 | WATER | 3/15/06 | 13:00 | 3/16/06 | NH3NW | Ammonia-N |
| | C150-05 | MW-90-007 | WATER | 3/15/06 | 13:00 | 3/16/06 | NNISEW | Nitrate/Nitrite-N |
| EN42222 | C150-06 | OW-01S-007 | WATER | 3/15/06 | 14:06 | 3/16/06 | SCEW | Specific Conductance |

Report Format: REVIEW

**Client Code:** CH_0408_

**Client:** CH2M HILL

**Project:** PG&E's Topock Gas Compressor Stat

**EMAX PM:** Molly

**Send Report To:** Attn: Shawn Duffy

**Company:** CH2M HILL

**Address:** 155 Grand, Suite 1000
Oakland CA 94604
NA

| | | | | | | | | |
|---|---|---|---|---|---|---|---|---|
| EN42222 | C150-06 | OW-01S-007 | WATER | 3/15/06 | 14:06 | 3/16/06 | PH1501W | pH |
| | C150-06 | OW-01S-007 | WATER | 3/15/06 | 14:06 | 3/16/06 | TDS | Solids Total Dissolved |
| | C150-06 | OW-01S-007 | WATER | 3/15/06 | 14:06 | 3/16/06 | TURBW | Turbidity |
| | C150-06 | OW-01S-007 | WATER | 3/15/06 | 14:06 | 3/16/06 | ANIONEW | Anions by IC |
| | C150-06 | OW-01S-007 | WATER | 3/15/06 | 14:06 | 3/16/06 | ALKEW | Alkalinity |
| | C150-06 | OW-01S-007 | WATER | 3/15/06 | 14:06 | 3/16/06 | NH3NW | Ammonia-N |
| | C150-06 | OW-01S-007 | WATER | 3/15/06 | 14:06 | 3/16/06 | NNISEW | Nitrate/Nitrite-N |

# SAMPLE RECEIPT FORM 1

| Type of Delivery | Delivered By/Airbill | | |
|---|---|---|---|
| ☑ EMAX Courier | SEE COC | ECN | 06660 |
| ☐ Client Delivery | | Recepient | J. LUNA |
| ☐ Third Party | | Date | 3-16-06 |
| | | Time | 1600 |

## COC Inspection

| | | |
|---|---|---|
| ☑ Client Name | ☑ Sampler Name | ☑ Sampling Date/Time/Location |
| ☑ Address | ☐ Courier Signature/Date/Time | ☐ Analysis Required |
| ☑ Client PM/FC | ☑ TAT | ☐ Matrix |
| ☑ Tel #/Fax # | ☐ Sample ID | ☐ Preservative (if any) |
| Safety Issues ☐ None | ☐ High Concentrations expected | ☐ Superfund Site Samples |
| Comments: ☐ Rad Screening Required | | |

## Packaging Inspection

| | | | | |
|---|---|---|---|---|
| Container | ☑ Cooler | ☐ Box | ☐ | ☐ |
| Condition | ☐ Custody Seal | ☐ Intact | ☐ Damaged | ☐ |
| Packaging | ☑ Bubble Pack | ☐ Styrofoam | ☐ Sufficient | ☐ |
| Temperatures | ☐ Cooler 1 2.2°C | ☑ Cooler 2 2.8°C | ☐ Cooler 3 _____ | ☐ Cooler 4 _____ |
| | ☐ Cooler 5 _____ | ☐ Cooler 6 _____ | ☐ Cooler 7 _____ | ☐ Cooler 8 _____ |
| | ☐ Cooler 9 _____ | ☐ Cooler 10 _____ | ☐ Cooler 11 _____ | ☐ Cooler 12 _____ |

Comments:

| LSCID | Client ID | Discrepancy | Corrective Action |
|---|---|---|---|
| | | | |
| | | | |
| | | | |
| | | | |
| | | | |
| | | | |
| | | | |
| | | | |
| | | | |
| | | | |
| | | | |
| | | | |
| | | | |

LSCID : Lab Sample Container ID

REVIEWS

Sample Labeling _____ Date 3-16-06

SRF _____ Date _____

PM _____ Date _____

**SAMPLES RECEIVED FOR ECN:** 060150

| ECN (*) | SAMPLE CONTAINER ID | Sample Amount Sufficiency | CONTAINER TYPE | | | | | | | | CHEMICAL PRESERVATIVE | | | | | | | | | Filtered | |
|---|---|---|---|---|---|---|---|---|---|---|---|---|---|---|---|---|---|---|---|---|---|
| | | | Jar | Amber | HDPE | Encore | Vial | Tube | Bag | Other | NONE | HCl (pH<2) | HNO3 (pH<2) | H2SO4 (pH<2) | ZnAc +NaOH (pH>12) | Filtrate Acid+ZnAc (pH<2) | Na2SO4 | NaOH (pH>12) | Other | Yes | No |
| 03 | * 1 | | | | X | | | | | | X | | | | | | | | | | |
| | * 2 | | | | X | | | | | | | | | X | | | | | | | |
| 04 | * 3 | | | | X | | | | | | X | | | | | | | | | | |
| | * 4 | | | | X | | | | | | | | | X | | | | | | | |
| 05 | * 5 | | | | X | | | | | | X | | | | | | | | | | |
| | * 6 | | | | X | | | | | | | | | X | | | | | | | |
| 06 | * 7 | | | | X | | | | | | X | | | | | | | | | | |
| | * 8 | | | | X | | | | | | | | | X | | | | | | | |
| 01 | * 9 | | | | X | | | | | | X | | | | | | | | | | |
| | * 0 | | | | X | | | | | | | | | X | | | | | | | |
| 02 | * 1 | | | | X | | | | | | X | | | | | | | | | | |
| | * 12 | | | | X | | | | | | | | | X | | | | | | | |
| | * 3 | | | | | | | | | | | | | | | | | | | | |
| | * 4 | | | | | | | | | | | | | | | | | | | | |
| | * 5 | | | | | | | | | | | | | | | | | | | | |
| | * 6 | | | | | | | | | | | | | | | | | | | | |
| | * 7 | | | | | | | | | | | | | | | | | | | | |
| | * 8 | | | | | | | | | | | | | | | | | | | | |
| | * 9 | | | | | | | | | | | | | | | | | | | | |
| | * 0 | | | | | | | | | | | | | | | | | | | | |
| | * 1 | | | | | | | | | | | | | | | | | | | | |
| | * 2 | | | | | | | | | | | | | | | | | | | | |
| | * 3 | | | | | | | | | | | | | | | | | | | | |
| | * 4 | | | | | | | | | | | | | | | | | | | | |
| | * 5 | | | | | | | | | | | | | | | | | | | | |
| | * 6 | | | | | | | | | | | | | | | | | | | | |
| | * 7 | | | | | | | | | | | | | | | | | | | | |
| | * 8 | | | | | | | | | | | | | | | | | | | | |
| | * 9 | | | | | | | | | | | | | | | | | | | | |
| | * 0 | | | | | | | | | | | | | | | | | | | | |

02/16/06

06C150

EMAX Laboratories, Inc.
1835 W. 205th Street, Torrance, CA 90501
Tel: (310) 618 8889 Ext. 119 Fax: (310) 618 0818
Joe Kelbley jkelbley@emaxlabs.com

# CHAIN OF CUSTODY RECORD

[2006-CMP-007]

COC Number
TURNAROUND TIME 12 Days
DATE 3/15/06 PAGE 1 OF 1

COMPANY CH2M HILL
PROJECT NAME PG&E Topock GWM
PHONE (510) 251-2888 FAX (510) 622-7086
ADDRESS 155 Grand Ave Ste 1000
Oakland, CA 94612
P.O. NUMBER 332959.CM.FW.01 TEAM 1
SAMPLERS (SIGNATURE

| | SAMPLE I.D. | DATE | TIME | DESCRIPTION | Specific Conductance (120.1) | pH (150.1) | TDS (160.1) | Alkalinity (310.1) | Anions (300) Chloride,Fluoride,Sulfate | Nitrate/Nitrite (E353.3) | Ammonia (350.2) | Turbidity (180.1) | NUMBER OF CONTAINERS | COMMENTS |
|---|---|---|---|---|---|---|---|---|---|---|---|---|---|---|
| 1 | OW-05D-007 | 3/15/06 | 0932 | Grab | X | X | X | X | X | X | X | X | 2 | |
| 2 | OW-05M-007 | 3/15/06 | 1015 | Grab | X | X | X | X | X | X | X | X | 2 | |
| 3 | OW-05S-007 | 3/15/06 | 1048 | Grab | X | X | X | X | X | X | X | X | 2 | |
| 4 | OW-02S-007 | 3/15/06 | 1240 | Grab | X | X | X | X | X | X | X | X | 2 | |
| 5 | MW-90-007 | 3/15/06 | 1300 | Grab | X | X | X | X | X | X | X | X | 2 | |
| 6 | OW-01S-007 | 3/15/06 | 1406 | Grab | X | X | X | X | X | X | X | X | 2 | |

## CHAIN OF CUSTODY SIGNATURE RECORD

| | Printed Name | Company/ Agency | Date/ Time |
|---|---|---|---|
| Signature (Relinquished) | Allen Erickson | CH2M HILL | 3/15/06 1500 |
| Signature (Received) M. Lagunas | MIGUEL L. | EXECUTIVE | 3/15/06 1530 |
| Signature (Relinquished) M. Lagunas | MIGUEL L. | EXECUTIVE | 3/15/06 2030 |
| Signature (Received) J Brown | J Brown | TLI | 3/15/06 20:40 |
| Signature (Relinquished) J Brown | J Brown | TLI | 3/16/06 9:43 |
| Signature (Received) Phil Hatcher | Phil Hatcher | EMAX | 3/16/06 9:45 |

Phil Hatcher 3.16.06 1600

SAMPLE CONDITIONS
RECEIVED COOL ☐ WARM ☐ °F
CUSTODY SEALED YES ☐ NO ☐

SPECIAL REQUIREMENTS:

952802

TRUESDAIL LABORATORIES, INC.
14201 Franklin Avenue, Tustin, CA 92780-7008
(714)730-6239 FAX: (714) 730-6462
www.truesdail.com

# CHAIN OF CUSTODY RECORD

[2006-CMP-007]

COC Number

TURNAROUND TIME 10 Days

DATE 3/15/06 PAGE 1 OF 1

| | |
|---|---|
| COMPANY | CH2M HILL |
| PROJECT NAME | PG&E Topock |
| PHONE | (510) 251-2888 FAX (510) 622-7086 |
| ADDRESS | 155 Grand Ave Ste 1000, Oakland, CA 94612 |
| P.O. NUMBER | 332959.CM.FW.01 |
| SAMPLERS (SIGNATURE | Allan Erickson |

ALERT!! Level III QC

| SAMPLE I.D. | DATE | TIME | DESCRIPTION | CR6 (7199) Lab Filtered | Diss Metals (6010B) Field Filtered Titre 22 B,Ca,Mg,K,Na,Mn,Fe | NUMBER OF CONTAINERS | COMMENTS |
|---|---|---|---|---|---|---|---|
| OW-050-007 | 3/15/06 | 0932 | Grab | X | X | 2 | |
| OW-05M-007 | 3/15/06 | 1015 | Grab | X | X | 2 | |
| OW-055-007 | 3/15/06 | 1048 | Grab | X | X | 2 | |
| OW-025-007 | 3/15/06 | 1240 | Grab | X | X | 2 | pH=2 |
| MW-90-007 | 3/15/06 | 1300 | Grab | X | X | 2 | |
| OW-015-007 | 3/15/06 | 1406 | Grab | X | X | 2 | |
| EB-CMP-007-2 | 3/15/06 | 1400 | Grab | X | | 0 | |
| | | | | | | | |
| | | | | | | | |

For Sample Conditions See Form Attached

## CHAIN OF CUSTODY SIGNATURE RECORD

| | Printed Name | Company/ Agency | Date/ Time |
|---|---|---|---|
| Signature (Relinquished) | Allan Erickson | CH2MHILL | 3/15/06 1500 |
| Signature (Received) | Miguel L. | EXECUTIVE | 3/15/06 1530 |
| Signature (Relinquished) | Miguel L. | EXECUTIVE | 3/15/06 2030 |
| Signature (Received) | J Brown | TLI | 3/15/06 2040 |
| Signature (Relinquished) | | | |
| Signature (Received) | | | |

SAMPLE CONDITIONS

RECEIVED COOL ☐ WARM ☐ °F

CUSTODY SEALED YES ☐ NO ☐

SPECIAL REQUIREMENTS:

FROM TRUESDAIL LABS 714 730 6462 (THU)MAR 16 2006 8:39/ST. 8:37/No.6828828769 P 5

954431

TRUESDAIL LABORATORIES, INC.
14201 Franklin Avenue, Tustin, CA 92780-7008
(714)730-6239 FAX: (714) 730-6462
www.truesdail.com

# CHAIN OF CUSTODY RECORD

[2006-CIS-001]

COC Number

TURNAROUND TIME 10 Days

DATE 5/2/06 PAGE 1 OF 1

COMPANY CH2M HILL

PROJECT NAME PG&E Topock

PHONE (510) 251-2888 FAX (510) 622-7086

ADDRESS 155 Grand Ave Ste 1000
Oakland, CA 94612

P.O. NUMBER

SAMPLERS (SIGNATURE) Brad Shearer

| SAMPLE I.D. | DATE | TIME | DESCRIPTION | CR6 (7196A) Lab Filtered | CR6 (7199) Lab Filtered | NUMBER OF CONTAINERS | COMMENTS |
|---|---|---|---|---|---|---|---|
| 1 CW-01M-CIS | 5/2/06 | 1251 | Groundwater | X | X | 1 | |
| ~~MW-39-60-CIS~~ BS | | | | X | BS | 1 | |
| 2 CW-02M-CIS | 5/2/06 | 1440 | Groundwater | X | | 1 | |

For Sample Conditions See Form Attached

ALERT!! Level III QC

Rec'd 05/02/06 LZB 954431

ALERT!! Level III QC

## CHAIN OF CUSTODY SIGNATURE RECORD

| | Printed Name | Company/ Agency | Date/ Time |
|---|---|---|---|
| Signature (Relinquished) Brad Shearer | Brad Shearer | CH2M Hill | 5/2/06 1705 |
| Signature (Received) J Braun | J Braun | TLI | 5-2-06 21:17 |
| Signature (Relinquished) | | | |
| Signature (Received) | | | |
| Signature (Relinquished) | | | |
| Signature (Received) | | | |

SAMPLE CONDITIONS

RECEIVED COOL ☐ WARM ☐ °F

CUSTODY SEALED YES ☐ NO ☐

SPECIAL REQUIREMENTS:

TRUESDAIL LABORATORIES, INC.
14201 Franklin Avenue, Tustin, CA 92780-7008
(714)730-6239 FAX: (714) 730-6462
www.truesdail.com

# CHAIN OF CUSTODY RECORD

[2006-CIS-001]

954546

COC Number

TURNAROUND TIME 10 Days

DATE 5/4/06 PAGE ___ OF ___

Rec'd 05/04/06
s23b 954546

COMPANY CH2M HILL

PROJECT NAME PG&E Topock

PHONE (510) 251-2888 FAX (510) 622-7086

ADDRESS 155 Grand Ave Ste 1000
Oakland, CA 94612

P.O. NUMBER

SAMPLERS (SIGNATURE Shawn F. Duffy

| SAMPLE I.D. | DATE | TIME | DESCRIPTION | CR6 (7196A) Lab Filtered | CR6 (7199) Lab Filtered | NUMBER OF CONTAINERS | COMMENTS |
|---|---|---|---|---|---|---|---|
| 1 MW-38S-CIS | 5/4/06 | 1335 | Groundwater | X | | 1 | Bottle requested SW 7199 |
| 2 MW-37S-CIS | 〃 | 1450 | 〃 | X | X | 1 | |
| 3 OW-03M.CIS | 〃 | 1620 | 〃 | NO 4M | X | 1 | |
| | | | | | | | |
| | | | | | | | |
| | | | | | | | |
| | | | | | | | |
| | | | | | | | |
| | | | | | | | |

Rec Shawn Duffy 5/5/06

For Sample Conditions
See Form Attached

## CHAIN OF CUSTODY SIGNATURE RECORD

| | | | | |
|---|---|---|---|---|
| Signature (Relinquished) Shawn F. Duffy | Printed Name Shawn Duffy | Company/ Agency CH2M | Date/ Time 5/4/06 1645 |
| Signature (Received) Rafael Davila | Printed Name Rafael Davila | Company/ Agency T.L.I | Date/ Time 5-4-06 21:30 |
| Signature (Relinquished) | Printed Name | Company/ Agency | Date/ Time |
| Signature (Received) | Printed Name | Company/ Agency | Date/ Time |
| Signature (Relinquished) | Printed Name | Company/ Agency | Date/ Time |
| Signature (Received) | Printed Name | Company/ Agency | Date/ Time |

SAMPLE CONDITIONS

RECEIVED COOL ☐ WARM ☐ °F

CUSTODY SEALED YES ☐ NO ☐

SPECIAL REQUIREMENTS:

ALERT!!
Level III QC

TRUESDAIL LABORATORIES, INC.
14201 Franklin Avenue, Tustin, CA 92780-7008
(714)730-6239 FAX: (714) 730-6462
www.truesdail.com

# CHAIN OF CUSTODY RECORD

[2006-CIS-001]

954546

COC Number

TURNAROUND TIME 10 Days

DATE 5/4/06 PAGE ___ OF ___

Rec'd 05/04/06
523b 954546

| | |
|---|---|
| COMPANY | CH2M HILL |
| PROJECT NAME | PG&E Topock |
| PHONE | (510) 251-2888 FAX (510) 622-7086 |
| ADDRESS | 155 Grand Ave Ste 1000<br>Oakland, CA 94612 |
| P.O. NUMBER | |
| SAMPLERS (SIGNATURE | Shawn F. Duffy |

| SAMPLE I.D. | DATE | TIME | DESCRIPTION | CR6 (7196A) Lab Filtered | CR6 (7199) Lab Filtered | NUMBER OF CONTAINERS | COMMENTS |
|---|---|---|---|---|---|---|---|
| MW-38S-CIS | 5/4/06 | 1335 | Groundwater | X | | 1 | |
| MW-37S-CIS | 〃 | 1450 | 〃 | X | | 1 | See revised coc |
| OW-03M-CIS | 〃 | 1620 | 〃 | ~~NO~~ X | X | 1 | |

For Sample Conditions
See Form Attached

## CHAIN OF CUSTODY SIGNATURE RECORD

| | Signature | Printed Name | Company/ Agency | Date/ Time |
|---|---|---|---|---|
| Relinquished | Shawn F. Duffy | Shawn Duffy | CH2M | 5/4/06 1645 |
| Received | Rafael Davila | Rafael Davila | T.L.I | 5-4-06 21:30 |
| Relinquished | | | | |
| Received | | | | |
| Relinquished | | | | |
| Received | | | | |

SAMPLE CONDITIONS

RECEIVED COOL ☐ WARM ☐ °F

CUSTODY SEALED YES ☐ NO ☐

SPECIAL REQUIREMENTS:

ALERT!!
Level III QC

# EMAX Laboratories, Inc.

## *SDG Login Review Sheet*

Due Date: 6/21/06

Date: 6/8/06

**Client Code:** CH_0408_

**Client:** CH2M HILL

**Project:** PG&E's Topock Gas Compressor Stat

**EMAX PM:** Molly

**Send Report To:** Attn: Shawn Duffy

**Company:** CH2M HILL

**Address:** 155 Grand, Suite 1000
Oakland CA 94604
NA

**SDG:** 06F089

| Lwks ID | Control # | Sample ID | Matrix | Coll Date | Time | Date Rcvd | Lwks Method | Analysis |
|---|---|---|---|---|---|---|---|---|
| EN50587 | F089-01 | OW-01D-008 | WATER | 6/6/06 | 8:29 | 6/7/06 | SCEW | Specific Conductance |
| | F089-01 | OW-01D-008 | WATER | 6/6/06 | 8:29 | 6/7/06 | PH1501W | pH |
| | F089-01 | OW-01D-008 | WATER | 6/6/06 | 8:29 | 6/7/06 | TDS | Solids Total Dissolved |
| | F089-01 | OW-01D-008 | WATER | 6/6/06 | 8:29 | 6/7/06 | TURBW | Turbidity |
| | F089-01 | OW-01D-008 | WATER | 6/6/06 | 8:29 | 6/7/06 | ANIONEW | Anions by IC |
| | F089-01 | OW-01D-008 | WATER | 6/6/06 | 8:29 | 6/7/06 | ALKEW | Alkalinity |
| | F089-01 | OW-01D-008 | WATER | 6/6/06 | 8:29 | 6/7/06 | NH3NW | Ammonia-N |
| | F089-01 | OW-01D-008 | WATER | 6/6/06 | 8:29 | 6/7/06 | NNISEW | Nitrate/Nitrite-N |
| EN50588 | F089-02 | OW-01M-008 | WATER | 6/6/06 | 10:00 | 6/7/06 | SCEW | Specific Conductance |
| | F089-02 | OW-01M-008 | WATER | 6/6/06 | 10:00 | 6/7/06 | PH1501W | pH |
| | F089-02 | OW-01M-008 | WATER | 6/6/06 | 10:00 | 6/7/06 | TDS | Solids Total Dissolved |
| | F089-02 | OW-01M-008 | WATER | 6/6/06 | 10:00 | 6/7/06 | TURBW | Turbidity |
| | F089-02 | OW-01M-008 | WATER | 6/6/06 | 10:00 | 6/7/06 | ANIONEW | Anions by IC |
| | F089-02 | OW-01M-008 | WATER | 6/6/06 | 10:00 | 6/7/06 | ALKEW | Alkalinity |
| | F089-02 | OW-01M-008 | WATER | 6/6/06 | 10:00 | 6/7/06 | NH3NW | Ammonia-N |
| | F089-02 | OW-01M-008 | WATER | 6/6/06 | 10:00 | 6/7/06 | NNISEW | Nitrate/Nitrite-N |
| EN50589 | F089-03 | OW-01S-008 | WATER | 6/6/06 | 11:00 | 6/7/06 | SCEW | Specific Conductance |
| | F089-03 | OW-01S-008 | WATER | 6/6/06 | 11:00 | 6/7/06 | PH1501W | pH |
| | F089-03 | OW-01S-008 | WATER | 6/6/06 | 11:00 | 6/7/06 | TDS | Solids Total Dissolved |
| | F089-03 | OW-01S-008 | WATER | 6/6/06 | 11:00 | 6/7/06 | TURBW | Turbidity |
| | F089-03 | OW-01S-008 | WATER | 6/6/06 | 11:00 | 6/7/06 | ANIONEW | Anions by IC |
| | F089-03 | OW-01S-008 | WATER | 6/6/06 | 11:00 | 6/7/06 | ALKEW | Alkalinity |
| | F089-03 | OW-01S-008 | WATER | 6/6/06 | 11:00 | 6/7/06 | NH3NW | Ammonia-N |
| | F089-03 | OW-01S-008 | WATER | 6/6/06 | 11:00 | 6/7/06 | NNISEW | Nitrate/Nitrite-N |
| EN50590 | F089-04 | OW-02S-008 | WATER | 6/6/06 | 12:00 | 6/7/06 | SCEW | Specific Conductance |
| | F089-04 | OW-02S-008 | WATER | 6/6/06 | 12:00 | 6/7/06 | PH1501W | pH |
| | F089-04 | OW-02S-008 | WATER | 6/6/06 | 12:00 | 6/7/06 | TDS | Solids Total Dissolved |
| | F089-04 | OW-02S-008 | WATER | 6/6/06 | 12:00 | 6/7/06 | TURBW | Turbidity |
| | F089-04 | OW-02S-008 | WATER | 6/6/06 | 12:00 | 6/7/06 | ANIONEW | Anions by IC |
| | F089-04 | OW-02S-008 | WATER | 6/6/06 | 12:00 | 6/7/06 | ALKEW | Alkalinity |
| | F089-04 | OW-02S-008 | WATER | 6/6/06 | 12:00 | 6/7/06 | NH3NW | Ammonia-N |
| | F089-04 | OW-02S-008 | WATER | 6/6/06 | 12:00 | 6/7/06 | NNISEW | Nitrate/Nitrite-N |
| EN50591 | F089-05 | MW-90-008 | WATER | 6/6/06 | 12:10 | 6/7/06 | SCEW | Specific Conductance |
| | F089-05 | MW-90-008 | WATER | 6/6/06 | 12:10 | 6/7/06 | PH1501W | pH |
| | F089-05 | MW-90-008 | WATER | 6/6/06 | 12:10 | 6/7/06 | TDS | Solids Total Dissolved |
| | F089-05 | MW-90-008 | WATER | 6/6/06 | 12:10 | 6/7/06 | TURBW | Turbidity |
| | F089-05 | MW-90-008 | WATER | 6/6/06 | 12:10 | 6/7/06 | ANIONEW | Anions by IC |
| | F089-05 | MW-90-008 | WATER | 6/6/06 | 12:10 | 6/7/06 | ALKEW | Alkalinity |
| | F089-05 | MW-90-008 | WATER | 6/6/06 | 12:10 | 6/7/06 | NH3NW | Ammonia-N |
| | F089-05 | MW-90-008 | WATER | 6/6/06 | 12:10 | 6/7/06 | NNISEW | Nitrate/Nitrite-N |
| EN50592 | F089-06 | CW-04D-008 | WATER | 6/6/06 | 8:40 | 6/7/06 | SCEW | Specific Conductance |

Report Format: REVIEW

**Client Code:** CH_0408_

**Client:** CH2M HILL

**Project:** PG&E's Topock Gas Compressor Stat

**EMAX PM:** Molly

**Send Report To:** Attn: Shawn Duffy

**Company:** CH2M HILL

**Address:** 155 Grand, Suite 1000
Oakland CA 94604
NA

| | | | | | | | | |
|---|---|---|---|---|---|---|---|---|
| EN50592 | F089-06 | CW-04D-008 | WATER | 6/6/06 | 8:40 | 6/7/06 | PH1501W | pH |
| | F089-06 | CW-04D-008 | WATER | 6/6/06 | 8:40 | 6/7/06 | TDS | Solids Total Dissolved |
| | F089-06 | CW-04D-008 | WATER | 6/6/06 | 8:40 | 6/7/06 | TURBW | Turbidity |
| | F089-06 | CW-04D-008 | WATER | 6/6/06 | 8:40 | 6/7/06 | ANIONEW | Anions by IC |
| | F089-06 | CW-04D-008 | WATER | 6/6/06 | 8:40 | 6/7/06 | ALKEW | Alkalinity |
| | F089-06 | CW-04D-008 | WATER | 6/6/06 | 8:40 | 6/7/06 | NH3NW | Ammonia-N |
| | F089-06 | CW-04D-008 | WATER | 6/6/06 | 8:40 | 6/7/06 | NNISEW | Nitrate/Nitrite-N |
| EN50593 | F089-07 | CW-04M-008 | WATER | 6/6/06 | 9:10 | 6/7/06 | SCEW | Specific Conductance |
| | F089-07 | CW-04M-008 | WATER | 6/6/06 | 9:10 | 6/7/06 | PH1501W | pH |
| | F089-07 | CW-04M-008 | WATER | 6/6/06 | 9:10 | 6/7/06 | TDS | Solids Total Dissolved |
| | F089-07 | CW-04M-008 | WATER | 6/6/06 | 9:10 | 6/7/06 | TURBW | Turbidity |
| | F089-07 | CW-04M-008 | WATER | 6/6/06 | 9:10 | 6/7/06 | ANIONEW | Anions by IC |
| | F089-07 | CW-04M-008 | WATER | 6/6/06 | 9:10 | 6/7/06 | ALKEW | Alkalinity |
| | F089-07 | CW-04M-008 | WATER | 6/6/06 | 9:10 | 6/7/06 | NH3NW | Ammonia-N |
| | F089-07 | CW-04M-008 | WATER | 6/6/06 | 9:10 | 6/7/06 | NNISEW | Nitrate/Nitrite-N |
| EN50594 | F089-08 | CW-01D-008 | WATER | 6/6/06 | 10:35 | 6/7/06 | SCEW | Specific Conductance |
| | F089-08 | CW-01D-008 | WATER | 6/6/06 | 10:35 | 6/7/06 | PH1501W | pH |
| | F089-08 | CW-01D-008 | WATER | 6/6/06 | 10:35 | 6/7/06 | TDS | Solids Total Dissolved |
| | F089-08 | CW-01D-008 | WATER | 6/6/06 | 10:35 | 6/7/06 | TURBW | Turbidity |
| | F089-08 | CW-01D-008 | WATER | 6/6/06 | 10:35 | 6/7/06 | ANIONEW | Anions by IC |
| | F089-08 | CW-01D-008 | WATER | 6/6/06 | 10:35 | 6/7/06 | ALKEW | Alkalinity |
| | F089-08 | CW-01D-008 | WATER | 6/6/06 | 10:35 | 6/7/06 | NH3NW | Ammonia-N |
| | F089-08 | CW-01D-008 | WATER | 6/6/06 | 10:35 | 6/7/06 | NNISEW | Nitrate/Nitrite-N |

# SAMPLE RECEIPT FORM 1

| Type of Delivery | Delivered By/Airbill | | |
|---|---|---|---|
| ☒ EMAX Courier | SEE COC | ECN | 06F089 |
| ☐ Client Delivery | | Recepient | J. Luna |
| ☐ Third Party | | Date | 6-7-06 |
| | | Time | 1430 |

## COC Inspection

| | | |
|---|---|---|
| ☐ Client Name | ☐ Sampler Name | ☐ Sampling Date/Time/Location |
| ☐ Address | ☐ Courier Signature/Date/Time | ☐ Analysis Required |
| ☐ Client PM/FC | ☐ TAT | ☐ Matrix |
| ☐ Tel #/Fax # | ☐ Sample ID | ☐ Preservative (if any) |
| Safety Issues ☐ None | ☐ High Concentrations expected | ☐ Superfund Site Samples |
| Comments: ☐ Rad Screening Required | | |

## Packaging Inspection

| | | | | |
|---|---|---|---|---|
| Container | ☒ Cooler | ☐ Box | ☐ | ☐ |
| Condition | ☐ Custody Seal | ☒ Intact | ☐ Damaged | ☐ |
| Packaging | ☐ Bubble Pack | ☐ Styrofoam | ☒ Sufficient | ☒ Plastic Bag |
| Temperatures | ☒ Cooler 1 3.7°C | ☑ Cooler 2 ____ | ☐ Cooler 3 ____ | ☐ Cooler 4 ____ |
| | ☐ Cooler 5 ____ | ☐ Cooler 6 ____ | ☐ Cooler 7 ____ | ☐ Cooler 8 ____ |
| | ☐ Cooler 9 ____ | ☐ Cooler 10 ____ | ☐ Cooler 11 ____ | ☐ Cooler 12 ____ |

Comments:

| LSCID | Client ID | Discrepancy | Corrective Action |
|---|---|---|---|
| 06 | CW-04D | ID on label CW-02PD-008 | Informed Client, use label ID for C/96 |
| 07 | CW-04M | ID on label CW-04M-008 | |
| 08 | CW-01D | ID on label CW-01D-008 | |

LSCID : Lab Sample Container ID

REVIEWS

Sample Labeling _____ Date 6-7-06

SRF _____ Date _____

PM _____ Date _____

SAMPLES RECEIVED FOR ECN: 06F089

| ECN (*) | SAMPLE CONTAINER ID | Sample Amount Sufficiency | CONTAINER TYPE | | | | | | | | CHEMICAL PRESERVATIVE | | | | | | | | | Filtered | |
|---|---|---|---|---|---|---|---|---|---|---|---|---|---|---|---|---|---|---|---|---|---|
| | | | Jar | Amber | HDPE | Encore | Vial | Tube | Bag | Other | NONE | HCl (pH<2) | HNO3 (pH<2) | H2SO4 (pH<2) | ZnAc +NaOH (pH>12) | Picric Acid+ZnAc (pH<2) | Na2SO4 | NaOH (pH>12) | Other | Yes | No |
| 1 | * 1 | | | | ✓ | ✓ | | | | | ✓ | | | | | | | | | | |
| | * 2 | | | | ✓ | | | | | | | | | ✓ | | | | | | | |
| 2 | * 3 | | | | ✓ | | | | | | ✓ | | | | | | | | | | |
| | * 4 | | | | ✓ | | | | | | | | | ✓ | | | | | | | |
| 3 | * 5 | | | | ✓ | | | | | | ✓ | | | | | | | | | | |
| | * 6 | | | | ✓ | | | | | | | | | ✓ | | | | | | | |
| 4 | * 7 | | | | ✓ | | | | | | ✓ | | | | | | | | | | |
| | * 8 | | | | ✓ | | | | | | | | | ✓ | | | | | | | |
| 5 | * 9 | | | | ✓ | | | | | | ✓ | | | | | | | | | | |
| | * 10 | | | | ✓ | | | | | | | | | ✓ | | | | | | | |
| 6 | * 1 | | | | ✓ | | | | | | ✓ | | | | | | | | | | |
| | * 2 | | | | ✓ | | | | | | | | | ✓ | | | | | | | |
| 7 | * 3 | | | | ✓ | | | | | | ✓ | | | | | | | | | | |
| | * 4 | | | | ✓ | | | | | | | | | ✓ | | | | | | | |
| 8 | * 5 | | | | ✓ | | | | | | ✓ | | | | | | | | | | |
| | * 16 | | | | ✓ | | | | | | | | | ✓ | | | | | | | |
| | * 7 | | | | | | | | | | | | | | | | | | | | |
| | * 8 | | | | | | | | | | ✓ | | | ✓ | | | | | | | |
| | * 9 | | | | | | | | | | | | | | | | | | | | |
| | * 0 | | | | | | | | | | | | | | | | | | | | |
| | * 1 | | | | | | | | | | | | | | | | | | | | |
| | * 2 | | | | | | | | | | | | | | | | | | | | |
| | * 3 | | | | | | | | | | | | | | | | | | | | |
| | * 4 | | | | | | | | | | | | | | | | | | | | |
| | * 5 | | | | | | | | | | | | | | | | | | | | |
| | * 6 | | | | | | | | | | | | | | | | | | | | |
| | * 7 | | | | | | | | | | | | | | | | | | | | |
| | * 8 | | | | | | | | | | | | | | | | | | | | |
| | * 9 | | | | | | | | | | | | | | | | | | | | |
| | * 0 | | | | | | | | | | | | | | | | | | | | |

F8

06F089

EMAX Laboratories, Inc.
1835 W. 205th Street, Torrance, CA 90501
Tel: (310) 618 8889 Ext. 119 Fax: (310) 618 0818
Joe Kelbley jkelbley@emaxlabs.com

# CHAIN OF CUSTODY RECORD

[2006-CMP-008]

COC Number

TURNAROUND TIME 12 Days

DATE 6-6-06 PAGE ___ OF ___

COMPANY CH2M HILL

PROJECT NAME PG&E Topock GWM

PHONE (510) 251-2888 FAX (510) 622-7086

ADDRESS 155 Grand Ave Ste 1000
Oakland, CA 94612

P.O. NUMBER 332959.CM.FW.01 TEAM 1

SAMPLERS (SIGNATURE ___

| | SAMPLE I.D. | DATE | TIME | DESCRIPTION | Specific Conductance (120.1) | pH (150.1) | TDS (160.1) | Alkalinity (310.1) | Anions (300) Chloride,Fluoride,Sulfate | Nitrate/Nitrite (E353.3) | Ammonia (350.2) | Turbidity (180.1) | | | | | | | NUMBER OF CONTAINERS | COMMENTS |
|---|---|---|---|---|---|---|---|---|---|---|---|---|---|---|---|---|---|---|---|---|
| 1 | OW-010-008 | 6/6 | 0829 | 2 1L Poly | 1 | 1 | 1 | 1 | 1 | 1 | 1 | 1 | | | | | | | 2 | |
| 2 | OW-01M-008 | 6/6 | 1000 | | 1 | 1 | 1 | 1 | 1 | 1 | 1 | 1 | | | | | | | 2 | |
| 3 | OW-015-008 | 6/6 | 1100 | | 1 | 1 | 1 | 1 | 1 | 1 | 1 | 1 | | | | | | | 2 | |
| 4 | OW-025-008 | 6/6 | 1200 | | 1 | 1 | 1 | 1 | 1 | 1 | 1 | 1 | | | | | | | 2 | |
| 5 | MW-90-008 | 6/6 | 1210 | | 1 | 1 | 1 | 1 | 1 | 1 | 1 | 1 | | | | | | | 2 | |
| | | | | | | | | | | | | | | | | | | | | |
| | | | | | | | | | | | | | | | | | | | | |
| | | | | | | | | | | | | | | | | | | | | |
| | | | | | | | | | | | | | | | | | | | | |

## CHAIN OF CUSTODY SIGNATURE RECORD

| | Printed Name | Company/ Agency | Date/ Time |
|---|---|---|---|
| Signature (Relinquished) | Alla Sirkin | CH2MHILL | 6/6/06 12:30 |
| Signature (Received) | L. Shabienia | TLI | 6/6/06 1800 |
| Signature (Relinquished) | M. MANGAROVA | TLI | 06/7/06 10:05 |
| Signature (Received) | Phil Hatcher | EMAX | 6-7-06 10:10 |
| Signature (Relinquished) | Phil Hatcher | EMAX | 6-7-06 14:30 |
| Signature (Received) | J-LUNA | emax | 6-7-06 1430 |

SAMPLE CONDITIONS

RECEIVED COOL ☑ WARM ☐ 3.7°C

CUSTODY SEALED YES ☐ NO ☐

SPECIAL REQUIREMENTS:

06F089

EMAX Laboratories, Inc.
1835 W. 205th Street, Torrance, CA 90501
Tel: (310) 618 8889 Ext. 119 Fax: (310) 618 0818
Joe Kelbley jkelbley@emaxlabs.com

# CHAIN OF CUSTODY RECORD

[2006-CMP-008]

COC Number

TURNAROUND TIME 12 Days

DATE 6/6/06 PAGE 1 OF 1

COMPANY CH2M HILL

PROJECT NAME PG&E Topock GWM

PHONE (510) 251-2888 FAX (510) 622-7086

ADDRESS 155 Grand Ave Ste 1000
Oakland, CA 94612

P.O. NUMBER 332959.CM.FW.01 TEAM 1

SAMPLERS (SIGNATURE [signature]

| | SAMPLE I.D. | DATE | TIME | DESCRIPTION | Specific Conductance (120.1) | pH (150.1) | TDS (160.1) | Alkalinity (310.1) | Anions (300) Chloride,Fluoride,Sulfate | Nitrate/Nitrite (E353.3) | Ammonia (350.2) | Turbidity (180.1) | | | | | | | NUMBER OF CONTAINERS | COMMENTS |
|---|---|---|---|---|---|---|---|---|---|---|---|---|---|---|---|---|---|---|---|---|
| 6 | CW-04D | 6/6/06 | 840 | GRAB | X | X | X | X | X | X | X | X | | | | | | | 2 | |
| 7 | CW-04M | 6/6/06 | 0910 | Grab | X | X | X | X | X | X | X | X | | | | | | | 2 | |
| 8 | CW-01D | 6/6/06 | 1035 | Grab | X | X | X | X | X | X | X | X | | | | | | | 2 | |
| | | | | | | | | | | | | | | | | | | | | |
| | | | | | | | | | | | | | | | | | | | | |
| | | | | | | | | | | | | | | | | | | | | |
| | | | | | | | | | | | | | | | | | | | | |
| | | | | | | | | | | | | | | | | | | | | |
| | | | | | | | | | | | | | | | | | | | | |

## CHAIN OF CUSTODY SIGNATURE RECORD

| Signature | Printed Name | Company/ Agency | Date/ Time |
|---|---|---|---|
| (Relinquished) [signature] | Allen Erickson | CH2M HILL | 6/6/06 1217 |
| (Received) L. Shabunina | L. Shabunina | TLI | 6/6/06 1800 |
| (Relinquished) MANGAROVA | MANGAROVA | TLI | 6/07/06 10:05 |
| (Received) [signature] | Phil Hatcher | EMAX | 6-7-06 10:10 |
| (Relinquished) [signature] | Phil Hatcher | EMAX | 6-7-06 1430 |
| (Received) [signature] | J. LUNA | EMAX | 6-7-06 1430 |

SAMPLE CONDITIONS

RECEIVED COOL ☑ WARM ☐ 3.7° °C

CUSTODY SEALED YES ☐ NO ☐

SPECIAL REQUIREMENTS:

FROM TRUESDAIL LABS 714 730 6462 (WED) JUN 7 2006 8:24/ST. 8:21/No. 6828828543 P 2

TRUESDAIL LABORATORIES, INC.
14201 Franklin Avenue, Tustin, CA 92780-7008
(714)730-6239 FAX: (714) 730-6462
www.truesdail.com

# CHAIN OF CUSTODY RECORD

[2006-CMP-008] 955 558

COC Number
TURNAROUND TIME 10 Days
DATE 6/6/06 PAGE 1 OF 1

COMPANY: CH2M HILL
PROJECT NAME: PG&E Topock
PHONE: (510) 251-2888 FAX: (510) 622-7086
ADDRESS: 155 Grand Ave Ste 1000, Oakland, CA 94612
P.O. NUMBER: 332959.CM.FW.01
SAMPLERS (SIGNATURE: [signature]

Rec'd 06/06/06
955558

| SAMPLE I.D. | DATE | TIME | DESCRIPTION | CR6 (7199) Lab Filtered | Diss Metals (6010B) Field Filtered Title 22 B,Ca,Mg,K,Na,Mn,Fe | NUMBER OF CONTAINERS | COMMENTS |
|---|---|---|---|---|---|---|---|
| CW-04D | 6/6/06 | 840 | Grab | x | x | 3 | pH=2 |
| CW-04M | 6/6/06 | 0910 | Grab | x | x | 3 | pH=7 |
| CW-01D | 6/6/06 | 1035 | Grab | x | x | 3 | pH=2 |

ALERT!! Level III QC

## CHAIN OF CUSTODY SIGNATURE RECORD

| | Printed Name | Company/Agency | Date/Time |
|---|---|---|---|
| Signature (Relinquished) [signature] | Alan Erickson | CH2M HILL | 6/6/06 1217 |
| Signature (Received) L. Shakunine | L. Shakunine | TLI | 6/6/06 1800 |
| Signature (Relinquished) | | | |
| Signature (Received) | | | |
| Signature (Relinquished) | | | |
| Signature (Received) | | | |

SAMPLE CONDITIONS
RECEIVED COOL ☐ WARM ☐ °F
CUSTODY SEALED YES ☐ NO ☐

SPECIAL REQUIREMENTS:

For Sample Conditions See Form Attached

TRUESDAIL LABORATORIES, INC.
14201 Franklin Avenue, Tustin, CA 92780-7008
(714)730-6239 FAX: (714) 730-6462
www.truesdail.com

# CHAIN OF CUSTODY RECORD

[2006-CMP-008]

COC Number 955559

TURNAROUND TIME 10 Days

DATE _____ PAGE ___ OF ___

| | |
|---|---|
| COMPANY | CH2M HILL |
| PROJECT NAME | PG&E Topock |
| PHONE | (510) 251-2888 FAX (510) 622-7086 |
| ADDRESS | 155 Grand Ave Ste 1000, Oakland, CA 94612 |
| P.O. NUMBER | 332959.CM.FW.01 |
| SAMPLERS (SIGNATURE | |

Rec'd 06/06/06 955559

| SAMPLE I.D. | DATE | TIME | DESCRIPTION | Cr6 (7199) Lab Filtered | Diss Metals (6010B) Field Filtered Title 22 B,Ca,Mg,K,Na,Mn,Fe | NUMBER OF CONTAINERS | COMMENTS |
|---|---|---|---|---|---|---|---|
| 1 OW-01D-008 | 6/6 | 0829 | 3 250 Poly | 1 | 2 | 3 | pH=3 |
| 2 OW-01M-008 | 6/6 | 1000 ~~0821~~ | | 1 | 2 | 3 | pH=3 |
| 3 OW-01S-008 | 6/6 | 1100 | | 1 | 2 | 3 | pH=3 |
| 4 OW-02S-008 | 6/6 | 1200 | | 1 | 2 | 3 | pH=3 |
| 5 MW-90-008 | 6/6 | 1220 | | 1 | 2 | 3 | pH=7 |

ALERT!! Level III QC

## CHAIN OF CUSTODY SIGNATURE RECORD

| | Printed Name | Company/ Agency | Date/ Time |
|---|---|---|---|
| Signature (Relinquished) | Alicia Stratton | CH2M HILL | 6/6/06 1230 |
| Signature (Received) | L. Arabian | TLI | 6/6/06 1230 |
| Signature (Relinquished) | | | |
| Signature (Received) | | | |
| Signature (Relinquished) | | | |
| Signature (Received) | | | |

SAMPLE CONDITIONS

RECEIVED COOL ☐ WARM ☐ °F

CUSTODY SEALED YES ☐ NO ☐

SPECIAL REQUIREMENTS: See Sample Conditions See Form Attached

FROM TRUESDAIL LABS 714 730 6462 (WED) JUN 7 2006 8:24/ST. 8:21/No. 6828828543 P 3

# EMAX Laboratories, Inc.

## *SDG Login Review Sheet*

Due Date: 6/22/06

Date: 6/8/06

**Client Code:** CH_0408_

**Client:** CH2M HILL

**Project:** PG&E's Topock Gas Compressor Stat

**EMAX PM:** Molly

**SDG:** 06F094

**Send Report To:** Attn: Shawn Duffy

**Company:** CH2M HILL

**Address:** 155 Grand, Suite 1000
Oakland CA 94604
NA

| Lwks ID | Control # | Sample ID | Matrix | Coll Date | Time | Date Rcvd | Lwks Method | Analysis |
|---|---|---|---|---|---|---|---|---|
| EN50648 | F094-01 | OW-02M-008 | WATER | 6/7/06 | 7:06 | 6/8/06 | SCEW | Specific Conductance |
| | F094-01 | OW-02M-008 | WATER | 6/7/06 | 7:06 | 6/8/06 | PH1501W | pH |
| | F094-01 | OW-02M-008 | WATER | 6/7/06 | 7:06 | 6/8/06 | TDS | Solids Total Dissolved |
| | F094-01 | OW-02M-008 | WATER | 6/7/06 | 7:06 | 6/8/06 | TURBW | Turbidity |
| | F094-01 | OW-02M-008 | WATER | 6/7/06 | 7:06 | 6/8/06 | ANIONEW | Anions by IC |
| | F094-01 | OW-02M-008 | WATER | 6/7/06 | 7:06 | 6/8/06 | ALKEW | Alkalinity |
| | F094-01 | OW-02M-008 | WATER | 6/7/06 | 7:06 | 6/8/06 | NH3NW | Ammonia-N |
| | F094-01 | OW-02M-008 | WATER | 6/7/06 | 7:06 | 6/8/06 | NNISEW | Nitrate/Nitrite-N |
| EN50649 | F094-02 | OW-02D-008 | WATER | 6/7/06 | 8:52 | 6/8/06 | SCEW | Specific Conductance |
| | F094-02 | OW-02D-008 | WATER | 6/7/06 | 8:52 | 6/8/06 | PH1501W | pH |
| | F094-02 | OW-02D-008 | WATER | 6/7/06 | 8:52 | 6/8/06 | TDS | Solids Total Dissolved |
| | F094-02 | OW-02D-008 | WATER | 6/7/06 | 8:52 | 6/8/06 | TURBW | Turbidity |
| | F094-02 | OW-02D-008 | WATER | 6/7/06 | 8:52 | 6/8/06 | ANIONEW | Anions by IC |
| | F094-02 | OW-02D-008 | WATER | 6/7/06 | 8:52 | 6/8/06 | ALKEW | Alkalinity |
| | F094-02 | OW-02D-008 | WATER | 6/7/06 | 8:52 | 6/8/06 | NH3NW | Ammonia-N |
| | F094-02 | OW-02D-008 | WATER | 6/7/06 | 8:52 | 6/8/06 | NNISEW | Nitrate/Nitrite-N |
| EN50650 | F094-03 | OW-05S-008 | WATER | 6/7/06 | 9:45 | 6/8/06 | SCEW | Specific Conductance |
| | F094-03 | OW-05S-008 | WATER | 6/7/06 | 9:45 | 6/8/06 | PH1501W | pH |
| | F094-03 | OW-05S-008 | WATER | 6/7/06 | 9:45 | 6/8/06 | TDS | Solids Total Dissolved |
| | F094-03 | OW-05S-008 | WATER | 6/7/06 | 9:45 | 6/8/06 | TURBW | Turbidity |
| | F094-03 | OW-05S-008 | WATER | 6/7/06 | 9:45 | 6/8/06 | ANIONEW | Anions by IC |
| | F094-03 | OW-05S-008 | WATER | 6/7/06 | 9:45 | 6/8/06 | ALKEW | Alkalinity |
| | F094-03 | OW-05S-008 | WATER | 6/7/06 | 9:45 | 6/8/06 | NH3NW | Ammonia-N |
| | F094-03 | OW-05S-008 | WATER | 6/7/06 | 9:45 | 6/8/06 | NNISEW | Nitrate/Nitrite-N |
| EN50651 | F094-04 | OW-05M-008 | WATER | 6/7/06 | 10:50 | 6/8/06 | SCEW | Specific Conductance |
| | F094-04 | OW-05M-008 | WATER | 6/7/06 | 10:50 | 6/8/06 | PH1501W | pH |
| | F094-04 | OW-05M-008 | WATER | 6/7/06 | 10:50 | 6/8/06 | TDS | Solids Total Dissolved |
| | F094-04 | OW-05M-008 | WATER | 6/7/06 | 10:50 | 6/8/06 | TURBW | Turbidity |
| | F094-04 | OW-05M-008 | WATER | 6/7/06 | 10:50 | 6/8/06 | ANIONEW | Anions by IC |
| | F094-04 | OW-05M-008 | WATER | 6/7/06 | 10:50 | 6/8/06 | ALKEW | Alkalinity |
| | F094-04 | OW-05M-008 | WATER | 6/7/06 | 10:50 | 6/8/06 | NH3NW | Ammonia-N |
| | F094-04 | OW-05M-008 | WATER | 6/7/06 | 10:50 | 6/8/06 | NNISEW | Nitrate/Nitrite-N |
| EN50652 | F094-05 | OW-05D-008 | WATER | 6/7/06 | 12:45 | 6/8/06 | SCEW | Specific Conductance |
| | F094-05 | OW-05D-008 | WATER | 6/7/06 | 12:45 | 6/8/06 | PH1501W | pH |
| | F094-05 | OW-05D-008 | WATER | 6/7/06 | 12:45 | 6/8/06 | TDS | Solids Total Dissolved |
| | F094-05 | OW-05D-008 | WATER | 6/7/06 | 12:45 | 6/8/06 | TURBW | Turbidity |
| | F094-05 | OW-05D-008 | WATER | 6/7/06 | 12:45 | 6/8/06 | ANIONEW | Anions by IC |
| | F094-05 | OW-05D-008 | WATER | 6/7/06 | 12:45 | 6/8/06 | ALKEW | Alkalinity |
| | F094-05 | OW-05D-008 | WATER | 6/7/06 | 12:45 | 6/8/06 | NH3NW | Ammonia-N |
| | F094-05 | OW-05D-008 | WATER | 6/7/06 | 12:45 | 6/8/06 | NNISEW | Nitrate/Nitrite-N |
| EN50653 | F094-06 | CW-03D-008 | WATER | 6/7/06 | 7:20 | 6/8/06 | SCEW | Specific Conductance |

Report Format: REVIEW

**Client Code:** CH_0408_

**Client:** CH2M HILL

**Project:** PG&E's Topock Gas Compressor Stat

**EMAX PM:** Molly

**Send Report To:** Attn: Shawn Duffy

**Company:** CH2M HILL

**Address:** 155 Grand, Suite 1000
Oakland CA 94604
NA

| | | | | | | | | |
|---|---|---|---|---|---|---|---|---|
| EN50653 | F094-06 | CW-03D-008 | WATER | 6/7/06 | 7:20 | 6/8/06 | PH1501W | pH |
| | F094-06 | CW-03D-008 | WATER | 6/7/06 | 7:20 | 6/8/06 | TDS | Solids Total Dissolved |
| | F094-06 | CW-03D-008 | WATER | 6/7/06 | 7:20 | 6/8/06 | TURBW | Turbidity |
| | F094-06 | CW-03D-008 | WATER | 6/7/06 | 7:20 | 6/8/06 | ANIONEW | Anions by IC |
| | F094-06 | CW-03D-008 | WATER | 6/7/06 | 7:20 | 6/8/06 | ALKEW | Alkalinity |
| | F094-06 | CW-03D-008 | WATER | 6/7/06 | 7:20 | 6/8/06 | NH3NW | Ammonia-N |
| | F094-06 | CW-03D-008 | WATER | 6/7/06 | 7:20 | 6/8/06 | NNISEW | Nitrate/Nitrite-N |
| EN50654 | F094-07 | CW-03M-008 | WATER | 6/7/06 | 9:17 | 6/8/06 | SCEW | Specific Conductance |
| | F094-07 | CW-03M-008 | WATER | 6/7/06 | 9:17 | 6/8/06 | PH1501W | pH |
| | F094-07 | CW-03M-008 | WATER | 6/7/06 | 9:17 | 6/8/06 | TDS | Solids Total Dissolved |
| | F094-07 | CW-03M-008 | WATER | 6/7/06 | 9:17 | 6/8/06 | TURBW | Turbidity |
| | F094-07 | CW-03M-008 | WATER | 6/7/06 | 9:17 | 6/8/06 | ANIONEW | Anions by IC |
| | F094-07 | CW-03M-008 | WATER | 6/7/06 | 9:17 | 6/8/06 | ALKEW | Alkalinity |
| | F094-07 | CW-03M-008 | WATER | 6/7/06 | 9:17 | 6/8/06 | NH3NW | Ammonia-N |
| | F094-07 | CW-03M-008 | WATER | 6/7/06 | 9:17 | 6/8/06 | NNISEW | Nitrate/Nitrite-N |
| EN50655 | F094-08 | CW-02D-008 | WATER | 6/7/06 | 11:05 | 6/8/06 | SCEW | Specific Conductance |
| | F094-08 | CW-02D-008 | WATER | 6/7/06 | 11:05 | 6/8/06 | PH1501W | pH |
| | F094-08 | CW-02D-008 | WATER | 6/7/06 | 11:05 | 6/8/06 | TDS | Solids Total Dissolved |
| | F094-08 | CW-02D-008 | WATER | 6/7/06 | 11:05 | 6/8/06 | TURBW | Turbidity |
| | F094-08 | CW-02D-008 | WATER | 6/7/06 | 11:05 | 6/8/06 | ANIONEW | Anions by IC |
| | F094-08 | CW-02D-008 | WATER | 6/7/06 | 11:05 | 6/8/06 | ALKEW | Alkalinity |
| | F094-08 | CW-02D-008 | WATER | 6/7/06 | 11:05 | 6/8/06 | NH3NW | Ammonia-N |
| | F094-08 | CW-02D-008 | WATER | 6/7/06 | 11:05 | 6/8/06 | NNISEW | Nitrate/Nitrite-N |

# SAMPLE RECEIPT FORM 1

| Type of Delivery | Delivered By/Airbill | ECN | 06 F094 |
|---|---|---|---|
| ☐ EMAX Courier | | Recepient | Joe Alcantara |
| ☐ Client Delivery | | Date | 6-8-06 |
| ☑ Third Party | Courier | Time | 8:00 |

## COC Inspection

| | | |
|---|---|---|
| ☑ Client Name | ☑ Sampler Name | ☑ Sampling Date/Time/Location |
| ☑ Address | ☑ Courier Signature/Date/Time | ☑ Analysis Required |
| ☑ Client PM/FC | ☑ TAT | ☑ Matrix |
| ☑ Tel #/Fax # | ☑ Sample ID | ☐ Preservative (if any) |
| Safety Issues ☑ None | ☐ High Concentrations expected | ☐ Superfund Site Samples |
| Comments: ☐ Rad Screening Required | | |

No Preservative Info on Coc

## Packaging Inspection

| | | | | |
|---|---|---|---|---|
| Container | ☑ Cooler | ☐ Box | ☐ | ☐ |
| Condition | ☐ Custody Seal | ☑ Intact | ☐ Damaged | ☐ |
| Packaging | ☐ Bubble Pack | ☐ Styrofoam | ☑ Sufficient | ☑ Plastic Bag |
| Temperatures | ☑ Cooler 1 5.2°C | ☑ Cooler 2 ____ | ☐ Cooler 3 ____ | ☐ Cooler 4 ____ |
| | ☐ Cooler 5 ____ | ☐ Cooler 6 ____ | ☐ Cooler 7 ____ | ☐ Cooler 8 ____ |
| | ☐ Cooler 9 ____ | ☐ Cooler 10 ____ | ☐ Cooler 11 ____ | ☐ Cooler 12 ____ |

Comments:

| LSCID | Client ID | Discrepancy | Corrective Action |
|---|---|---|---|
| | | | |
| | | | |
| | | | |
| | | | |
| | | | |
| | | | |
| | | | |
| | | | |
| | | | |
| | | | |
| | | | |
| | | | |
| | | | |
| | | | |

LSCID : Lab Sample Container ID

REVIEWS

Sample Labeling [signature]

Date 6-8-06

SRF _____ Date _____

PM _____ Date _____

**SAMPLES RECEIVED FOR ECN:** 06F094

| ECN (*) | SAMPLE CONTAINER ID | Sample Amount Sufficiency | CONTAINER TYPE | | | | | | | | CHEMICAL PRESERVATIVE | | | | | | | | | Filtered | |
|---|---|---|---|---|---|---|---|---|---|---|---|---|---|---|---|---|---|---|---|---|---|
| | | | Jar | Amber | HDPE | Encore | Vial | Tube | Bag | Other | NONE | HCl (pH<2) | HNO3 (pH<2) | H2SO4 (pH<2) | ZnAc +NaOH (pH>12) | Picric Acid+ZnAc (pH<2) | Na2SO4 | NaOH (pH>12) | Other | Yes | No |
| 1 | * 1 | | | | ✓ | | | | | | ✓ | | | | | | | | | | |
| | * 2 | | | | ✓ | | | | | | | | | ✓ | | | | | | | |
| 2 | * 3 | | | | ✓ | | | | | | ✓ | | | | | | | | | | |
| | * 4 | | | | ✓ | | | | | | | | | ✓ | | | | | | | |
| 3 | * 5 | | | | ✓ | | | | | | ✓ | | | | | | | | | | |
| | * 6 | | | | ✓ | | | | | | | | | ✓ | | | | | | | |
| 4 | * 7 | | | | ✓ | | | | | | ✓ | | | | | | | | | | |
| | * 8 | | | | ✓ | | | | | | | | | ✓ | | | | | | | |
| 5 | * 9 | | | | ✓ | | | | | | ✓ | | | | | | | | | | |
| | * 0 | | | | ✓ | | | | | | | | | ✓ | | | | | | | |
| 6 | * 1 | | | | ✓ | | | | | | ✓ | | | | | | | | | | |
| | * 2 | | | | ✓ | | | | | | | | | ✓ | | | | | | | |
| 7 | * 3 | | | | ✓ | | | | | | ✓ | | | | | | | | | | |
| | * 4 | | | | ✓ | | | | | | | | | ✓ | | | | | | | |
| 8 | * 5 | | | | ✓ | | | | | | ✓ | | | | | | | | | | |
| | * 16 | | | | ✓ | | | | | | | | | ✓ | | | | | | | |
| | * 7 | | | | | | | | | | | | | | | | | | | | |
| | * 8 | | | | | | | | | | | | | | | | | | | | |
| | * 9 | | | | | | | | | | | | | | | | | | | | |
| | * 0 | | | | | | | | | | | | | | | | | | | | |
| | * 1 | | | | | | | | | | | | | | | | | | | | |
| | * 2 | | | | | | | | | | | | | | | | | | | | |
| | * 3 | | | | | | | | | | | | | | | | | | | | |
| | * 4 | | | | | | | | | | | | | | | | | | | | |
| | * 5 | | | | | | | | | | | | | | | | | | | | |
| | * 6 | | | | | | | | | | | | | | | | | | | | |
| | * 7 | | | | | | | | | | | | | | | | | | | | |
| | * 8 | | | | | | | | | | | | | | | | | | | | |
| | * 9 | | | | | | | | | | | | | | | | | | | | |
| | * 0 | | | | | | | | | | | | | | | | | | | | |

6/8/06

EMAX Laboratories, Inc.
1835 W. 205th Street, Torrance, CA 90501
Tel: (310) 618 8889 Ext. 119 Fax: (310) 618 0818
Joe Kelbley jkelbley@emaxlabs.com

# CHAIN OF CUSTODY RECORD

[2006-CMP-008] 06F094

COC Number

TURNAROUND TIME 12 Days

DATE _____ PAGE ___ OF ___

| | |
|---|---|
| COMPANY | CH2M HILL |
| PROJECT NAME | PG&E Topock GWM |
| PHONE | (510) 251-2888 FAX (510) 622-7086 |
| ADDRESS | 155 Grand Ave Ste 1000<br>Oakland, CA 94612 |
| P.O. NUMBER | 332959.CM.FW.01 TEAM 1 |
| SAMPLERS (SIGNATURE | |

| | SAMPLE I.D. | DATE | TIME | DESCRIPTION | Specific Conductance (120.1) | pH (150.1) | TDS (160.1) | Alkalinity (310.1) | Anions (300) Chloride,Fluoride,Sulfate | Nitrate/Nitrite (E353.3) | Ammonia (350.2) | Turbidity (180.1) | NUMBER OF CONTAINERS | COMMENTS |
|---|---|---|---|---|---|---|---|---|---|---|---|---|---|---|
| 1 | OW-02M-008 | 6/7 | 0700 | 2-1L PLY | 1 | 1 | 1 | 1 | 1 | 1 | 1 | 1 | 2 | |
| 2 | OW-02D-008 | 6/7 | 0852 | | 1 | 1 | 1 | 1 | 1 | 1 | 1 | 1 | 2 | |
| 3 | OW-05S-008 | 6/7 | 0945 | | 1 | 1 | 1 | 1 | 1 | 1 | 1 | 1 | 2 | |
| 4 | OW-05M-008 | 6/7 | 1050 | | 1 | 1 | 1 | 1 | 1 | 1 | 1 | 1 | 2 | |
| 5 | OW-05D-008 | 6/7 | 1245 | | 1 | 1 | 1 | 1 | 1 | 1 | 1 | 1 | 2 | |
| | | | | | | | | | | | | | | |
| | | | | | | | | | | | | | | |
| | | | | | | | | | | | | | | |
| | | | | | | | | | | | | | | |

## CHAIN OF CUSTODY SIGNATURE RECORD

| | Signature | Printed Name | Company/ Agency | Date/ Time |
|---|---|---|---|---|
| Relinquished | | | | |
| Received | [signature] | J. Alcantar | emax | 6/8/06 600 |
| Relinquished | | | | |
| Received | | | | |
| Relinquished | | | | |
| Received | | | | |

SAMPLE CONDITIONS

RECEIVED COOL ☐ WARM ☐ °F

CUSTODY SEALED YES ☐ NO ☐

SPECIAL REQUIREMENTS:

T = 5.2°

EMAX Laboratories, Inc.
1835 W. 205th Street, Torrance, CA 90501
Tel: (310) 618 8889 Ext. 119 Fax: (310) 618 0818
Joe Kelbley jkelbley@emaxlabs.com

# CHAIN OF CUSTODY RECORD

[2006-CMP-008]

COC Number

TURNAROUND TIME 12 Days

DATE 6/7/06 PAGE 1 OF 1

COMPANY CH2M HILL

PROJECT NAME PG&E Topock GWM

PHONE (510) 251-2888 FAX (510) 622-7086

ADDRESS 155 Grand Ave Ste 1000
Oakland, CA 94612

P.O. NUMBER 332959.CM.FW.01 TEAM 1

SAMPLERS (SIGNATURE [signature]

| | SAMPLE I.D. | DATE | TIME | DESCRIPTION | Specific Conductance (120.1) | pH (150.1) | TDS (160.1) | Alkalinity (310.1) | Anions (300) Chloride,Fluoride,Sulfate | Nitrate/Nitrite (E353.3) | Ammonia (350.2) | Turbidity (180.1) | | | | | | | NUMBER OF CONTAINERS | COMMENTS |
|---|---|---|---|---|---|---|---|---|---|---|---|---|---|---|---|---|---|---|---|---|
| 6 | CW-03D-008 | 6/7/06 | 0720 | GMb | X | X | X | X | X | X | X | X | | | | | | | 2 | |
| 7 | CW-03M-008 | 6/7/06 | 0917 | GMb | X | X | X | X | X | X | X | X | | | | | | | 2 | |
| 8 | CW-02D-008 | 6/7/06 | 1105 | GMb | X | X | X | X | X | X | X | X | | | | | | | 2 | |
| | | | | | | | | | | | | | | | | | | | | |
| | | | | | | | | | | | | | | | | | | | | |
| | | | | | | | | | | | | | | | | | | | | |
| | | | | | | | | | | | | | | | | | | | | |
| | | | | | | | | | | | | | | | | | | | | |
| | | | | | | | | | | | | | | | | | | | | |

## CHAIN OF CUSTODY SIGNATURE RECORD

| Signature | Printed Name | Company/ Agency | Date/ Time |
|---|---|---|---|
| (Relinquished) [signature] | Alka Erickson | CH2M HILL | 6/7/06 12:02 |
| (Received) | | | |
| (Relinquished) | | | |
| (Received) | | | |
| (Relinquished) | | | |
| (Received) | | | |

SAMPLE CONDITIONS

RECEIVED COOL ☐ WARM ☐ °F

CUSTODY SEALED YES ☐ NO ☐

SPECIAL REQUIREMENTS:

955603

TRUESDAIL LABORATORIES, INC.
14201 Franklin Avenue, Tustin, CA 92780-7008
(714)730-6239 FAX: (714) 730-6462
www.truesdail.com

# CHAIN OF CUSTODY RECORD

[2006-CMP-008]

COC Number
TURNAROUND TIME 10 Days
DATE 6/7/06 PAGE 1 OF 1

COMPANY CH2M HILL
PROJECT NAME PG&E Topock
PHONE (510) 251-2888 FAX (510) 622-7086
ADDRESS 155 Grand Ave Ste 1000
Oakland, CA 94612
P.O. NUMBER 332959.CM.FW.01
SAMPLERS (SIGNATURE

Rec'd 06/07/06
s7a 955603

ALERT!!
Level III QC

| | SAMPLE I.D. | DATE | TIME | DESCRIPTION | CR6 (7199) Lab Filtered | Diss Metals (60/100) Field Filtered Title 22 B,Ca,Mg,K,Na,Mn,Fe | NUMBER OF CONTAINERS | COMMENTS |
|---|---|---|---|---|---|---|---|---|
| 1 | CW-03D-008 | 6/7/06 | 0720 | Grab | X | X | 3 | pH-2 |
| 2 | CW-03M-008 | 6/7/06 | 0917 | Grab | X | X | 3 | pH-2; pH-3 |
| 3 | CW-02D-008 | 6/7/06 | 1105 | Grab | X | X | 3 | pH-2 |
| 4 | EB-CMP-008-01 | 6/7/06 | 1153 | | X | | 1 | |

For Sample Conditions
See Form Attached

## CHAIN OF CUSTODY SIGNATURE RECORD

| Signature (Relinquished) | Printed Name | Company/ Agency | Date/ Time |
|---|---|---|---|
| [signature] | Allan Erickson | CH2M HILL | 6/7/06 12:01 |
| Signature (Received) Mangaloa | Printed Name Mangaloa | Company/ Agency TLI | Date/ Time 06/07/06 12:15 |
| Signature (Relinquished) | Printed Name | Company/ Agency | Date/ Time |
| Signature (Received) | Printed Name | Company/ Agency | Date/ Time |
| Signature (Relinquished) | Printed Name | Company/ Agency | Date/ Time |
| Signature (Received) | Printed Name | Company/ Agency | Date/ Time |

SAMPLE CONDITIONS
RECEIVED COOL ☐ WARM ☐ °F
CUSTODY SEALED YES ☐ NO ☐

SPECIAL REQUIREMENTS:

FROM TRUESDAIL LABS 714 730 6462 (THU)JUN 8 2006 8:12/ST. 8:11/No. 6828828564 P 2

955604

TRUESDAIL LABORATORIES, INC.
14201 Franklin Avenue, Tustin, CA 92780-7008
(714)730-6239 FAX: (714) 730-6462
www.truesdail.com

# CHAIN OF CUSTODY RECORD

[2006-CMP-008]

COC Number

TURNAROUND TIME 10 Days

DATE 6/7/06 PAGE ___ OF ___

COMPANY CH2M HILL

PROJECT NAME PG&E Topock

PHONE (510) 251-2888 FAX (510) 622-7086

ADDRESS 155 Grand Ave Ste 1000
Oakland, CA 94612

P.O. NUMBER 332959.CM.FW.01

SAMPLERS (SIGNATURE ___

Rec'd 06/07/06
955604

ALERT!!
Level III QC

| | SAMPLE I.D. | DATE | TIME | DESCRIPTION | CrVI (7199) Lab Filtered | Diss Hexavalent (60196) Field Filtered | 22 Bicarb Alk, Alk, Hydrox | NUMBER OF CONTAINERS | COMMENTS |
|---|---|---|---|---|---|---|---|---|---|
| -1 | OW-02M-008 | 6/7 | 0706 | 3 250ML PLY | 1 | 2 | | 3 | pH= 2 |
| -2 | OW-02D-008 | 6/7 | 0852 | | 1 | 2 | | 3 | pH=2 |
| -3 | OW-05S-008 | 6/7 | 0945 | | 1 | 2 | | 3 | pH=2 |
| -4 | OW-05M-008 | 6/7 | 1050 | | 1 | 2 | | 3 | pH=2 |
| -5 | OW-05D-008 | 6/7 | 1245 | | 1 | 2 | | 3 | pH=2 |
| -6 | EB-CMP-008-02 | 6/7 | 1300 | 1 250ML PLY | 1 | / | | 1 | pH=1 |

## CHAIN OF CUSTODY SIGNATURE RECORD

| | Printed Name | Company/ Agency | Date/ Time |
|---|---|---|---|
| Signature (Relinquished) | | | |
| Signature (Received) Monsoon | Printed Name Mark. | Company/ Agency TLI | Date/ Time 06/07/06 18:15 |
| Signature (Relinquished) | Printed Name | Company/ Agency | Date/ Time |
| Signature (Received) | Printed Name | Company/ Agency | Date/ Time |
| Signature (Relinquished) | Printed Name | Company/ Agency | Date/ Time |
| Signature (Received) | Printed Name | Company/ Agency | Date/ Time |

SAMPLE CONDITIONS

RECEIVED COOL ☐ WARM ☐ °F

CUSTODY SEALED YES ☐ NO ☐

SPECIAL REQUIREMENTS:

FROM TRUESDAIL LABS 714 730 6462 (THU) JUN 8 2006 8:13/ST. 8:11/No. 6828828564 P 3

RECEIVED
APR 04 2006
CH2M HILL
REDDING

# TABLE OF CONTENTS

**CLIENT:** CH2M HILL

**PROJECT:** PG&E'S TOPOCK GAS COMPRESSOR STAT

**SDG:** 06C143


| SECTION | | PAGE |
|---|---|---|
| Cover Letter, COC/Sample Receipt Form | | 1000 – 1004 |
| GC/MS-VOA | ** | 2000 – |
| GC/MS-SVOA | ** | 3000 – |
| GC-VOA | ** | 4000 – |
| GC-SVOA | ** | 5000 – |
| HPLC | ** | 6000 – |
| METALS | ** | 7000 – |
| WET | METHOD 300.0 | 8000 – 8064 |
| | METHOD 120.1 | 8065 – 8068 |
| | METHOD 150.1 | 8069 – 8072 |
| | METHOD 160.1 | 8073 – 8077 |
| | METHOD 180.1 | 8078 – 8083 |
| | METHOD 310.1 | 8084 – 8092 |
| | METHOD 350.2 | 8093 – 8099 |
| | METHOD 353.3 | 8100 – 8105 |
| OTHERS | ** | 9000 – |


** - Not Requested

EMAX
LABORATORIES, INC.
1835 W. 205th Street
Torrance, CA 90501
Tel: (310) 618-8889
Fax:(310) 618-0818

Date: 04-03-2006
EMAX Batch No.: 06C143

Attn: Shawn Duffy

CH2M HILL
155 Grand, Suite 1000
Oakland CA 94604

Subject: Laboratory Report
Project: PG&E's Topock Gas Compressor Stat

---

Enclosed is the Laboratory report for samples received on 03/15/06.
The data reported include :

| Sample ID | Control # | Col Date | Matrix | Analysis |
|---|---|---|---|---|
| OW-01D-007 | C143-01 | 03/14/06 | WATER | ANIONS BY IC |
| | | | | AMMONIA-N |
| | | | | ALKALINITY |
| | | | | SOLIDS TOTAL DISSOLVED |
| | | | | PH |
| | | | | SPECIFIC CONDUCTANCE |
| | | | | TURBIDITY |
| | | | | NITRATE/NITRITE-N |
| OW-01M-007 | C143-02 | 03/14/06 | WATER | ANIONS BY IC |
| | | | | AMMONIA-N |
| | | | | ALKALINITY |
| | | | | SOLIDS TOTAL DISSOLVED |
| | | | | PH |
| | | | | SPECIFIC CONDUCTANCE |
| | | | | TURBIDITY |
| | | | | NITRATE/NITRITE-N |
| OW-02M-007 | C143-03 | 03/14/06 | WATER | ANIONS BY IC |
| | | | | AMMONIA-N |
| | | | | ALKALINITY |

| Sample ID | Control # | Col Date | Matrix | Analysis |
|---|---|---|---|---|
| | | | | SOLIDS TOTAL DISSOLVED |
| | | | | PH |
| | | | | SPECIFIC CONDUCTANCE |
| | | | | TURBIDITY |
| | | | | NITRATE/NITRITE-N |
| OW-02D-007 | C143-04 | 03/14/06 | WATER | ANIONS BY IC |
| | | | | AMMONIA-N |
| | | | | ALKALINITY |
| | | | | SOLIDS TOTAL DISSOLVED |
| | | | | PH |
| | | | | SPECIFIC CONDUCTANCE |
| | | | | TURBIDITY |
| | | | | NITRATE/NITRITE-N |

The results are summarized on the following pages.

Please feel free to call if you have any questions concerning these results.

Sincerely yours,

Kam Y. Pang, Ph.D.
Laboratory Director

06C143

B10

EMAX Laboratories, Inc.
1835 W. 205th Street, Torrance, CA 90501
Tel: (310) 618 8889 Ext. 119 Fax: (310) 618 0818
Joe Kelbley jkelbley@emaxlabs.com

# CHAIN OF CUSTODY RECORD

[2006-CMP-007]

COC Number

TURNAROUND TIME 12 Days

DATE 3/14/06 PAGE 1 OF 1

COMPANY CH2M HILL

PROJECT NAME PG&E Topock GWM

PHONE (510) 251-2888 FAX (510) 622-7086

ADDRESS 155 Grand Ave Ste 1000
Oakland, CA 94612

P.O. NUMBER 332959.CM.FW.01 TEAM 1

SAMPLERS (SIGNATURE [signature]

| | SAMPLE I.D. | DATE | TIME | DESCRIPTION | Specific Conductance (120.1) | pH (150.1) | TDS (160.1) | Alkalinity (310.1) | Anions (300) Chloride, Fluoride, Sulfate | Nitrate/Nitrite (E353.3) | Ammonia (350.2) | Turbidity (180.1) | | | | | | | NUMBER OF CONTAINERS | COMMENTS |
|---|---|---|---|---|---|---|---|---|---|---|---|---|---|---|---|---|---|---|---|---|
| 1 | OW-01D-007 | 3/14/06 | 1212 | Grab | x | x | x | x | x | x | x | x | | | | | | | 2 | |
| 2 | OW-01M-007 | 3/14/06 | 1250 | Grab | x | x | x | x | x | x | x | x | | | | | | | 2 | |
| 3 | OW-02M-007 | 3/14/06 | 1352 | Grab | x | x | x | x | x | x | x | x | | | | | | | 2 | |
| 4 | OW-02D-007 | 3/14/06 | 1510 | Grab | x | x | x | x | x | x | x | x | | | | | | | 2 | |

## CHAIN OF CUSTODY SIGNATURE RECORD

| Signature | Printed Name | Company/ Agency | Date/ Time |
|---|---|---|---|
| (Relinquished) [signature] | Allan Erickson | CH2M HILL | 3/14/06 1525 |
| (Received) [signature] | M. Lagunas | EXECUTIVE | 3/14/06 1525 |
| (Relinquished) [signature] | M. Lagunas | EXECUTIVE | 3/14/06 2015 |
| (Received) [signature] | [signature] | TLI | 3/14/06 2015 |
| (Relinquished) [signature] | [signature] | TLI | 3/15/06 950 |
| (Received) [signature] | Phil Hatch | EMAX | 31506 950 |

Phil Hatch 31506 1530 [signature]

SAMPLE CONDITIONS

RECEIVED COOL ☑ WARM ☐ 3.9°C

CUSTODY SEALED YES ☐ NO ☐

SPECIAL REQUIREMENTS:

# SAMPLE RECEIPT FORM 1

| Type of Delivery | Delivered By/Airbill | | |
|---|---|---|---|
| ☑ EMAX Courier | SEE COC | ECN | 06C143 |
| ☐ Client Delivery | | Recepient | J. Luna |
| ☐ Third Party | | Date | 3-15-06 |
| | | Time | 1530 |

## COC Inspection

| | | |
|---|---|---|
| ☑ Client Name | ☑ Sampler Name | ☑ Sampling Date/Time/Location |
| ☑ Address | ☑ Courier Signature/Date/Time | ☑ Analysis Required |
| ☑ Client PM/FC | ☑ TAT | ☑ Matrix |
| ☑ Tel #/Fax # | ☑ Sample ID | ☑ Preservative (if any) |
| Safety Issues: ☑ None | ☐ High Concentrations expected | ☐ Superfund Site Samples |
| Comments: ☐ Rad Screening Required | | |

## Packaging Inspection

| | | | | |
|---|---|---|---|---|
| Container | ☑ Cooler | ☐ Box | ☐ | ☐ |
| Condition | ☐ Custody Seal | ☑ Intact | ☐ Damaged | ☐ |
| Packaging | ☐ Bubble Pack | ☐ Styrofoam | ☑ Sufficient | ☑ Plastic Bag |
| Temperatures | ☑ Cooler 1 3.9°C | ☑ Cooler 2 ____ | ☐ Cooler 3 ____ | ☐ Cooler 4 ____ |
| | ☐ Cooler 5 ____ | ☐ Cooler 6 ____ | ☐ Cooler 7 ____ | ☐ Cooler 8 ____ |
| | ☐ Cooler 9 ____ | ☐ Cooler 10 ____ | ☐ Cooler 11 ____ | ☐ Cooler 12 ____ |

Comments:

| LSCID | Client ID | Discrepancy | Corrective Action |
|---|---|---|---|
| | | | |
| | | | |
| | | | |
| | | | |
| | | | |
| | | | |
| | | | |
| | | | |
| | | | |
| | | | |
| | | | |
| | | | |

LSCID : Lab Sample Container ID

REVIEWS

Sample Labeling _____ Date 3-15-06

SRF _____ Date 3/16/06

PM JMK Date 3/16/06

## REPORTING CONVENTIONS

### DATA QUALIFIERS:

| Lab Qualifier | AFCEE Qualifier | Description |
|---|---|---|
| J | F | Indicates that the analyte is positively identified and the result is less than RL but greater than MDL. |
| N | | Indicates presumptive evidence of a compound. |
| B | B | Indicates that the analyte is found in the associated method blank as well as in the sample at above QC level. |
| E | J | Indicates that the result is above the maximum calibration range. |
| * | * | Out of QC limit. |

**Note: The above qualifiers are used to flag the results unless the project requires a different set of qualification criteria.**

### ACRONYMS AND ABBREVIATIONS:

| | |
|---|---|
| CRDL | Contract Required Detection Limit |
| RL | Reporting Limit |
| MRL | Method Reporting Limit |
| PQL | Practical Quantitation Limit |
| MDL | Method Detection Limit |
| DO | Diluted out |

### DATES

The date and time information for leaching and preparation reflect the beginning date and time of the procedure unless the method, protocol, or project specifically requires otherwise.

# LABORATORY REPORT FOR

# CH2M HILL

# PG&E'S TOPOCK GAS COMPRESSOR STAT

# WET CHEMICAL ANALYSES

SDG#: 06C143

# CASE NARRATIVE

CLIENT: CH2M HILL

PROJECT: PG&E'S TOPOCK GAS COMPRESSOR STAT

SDG: 06C143

## METHOD 300.0
## ANIONS

Four (4) water samples were received on 03/15/06 for Anions analyses by method 300.0 in accordance with "Method for Determination of Inorganic Anions by Ion Chromatography", EPA 600/84-017.

1. **Holding Time**

   Analyses met holding time criteria.

2. **Method Blank**

   Method blanks were free of contamination at the reporting limit.

3. **Lab Control Sample/Lab Control Sample Duplicate**

   Lab control results were within QC limits.

4. **Duplicate**

   Duplicate sample was not designated in this SDG.

5. **Matrix Spike**

   MS sample was not designated in this SDG.

6. **Sample Analysis**

   Samples were analyzed according to the prescribed QC procedures. All criteria were met.

# SAMPLE RESULTS

METHOD 300.0
CHLORIDE

Client : CH2M HILL
Project : PG&E'S TOPOCK GAS COMPRESSOR STAT
Batch No. : 06C143

Matrix : WATER
Instrument ID : 100

| SAMPLE ID | EMAX SAMPLE ID | RESULTS (mg/L) | DLF | MOIST | RL (mg/L) | MDL (mg/L) | Analysis DATETIME | Extraction DATETIME | LFID | CAL REF | PREP BATCH | Collection DATETIME | Received DATETIME |
|---|---|---|---|---|---|---|---|---|---|---|---|---|---|
| MBLK1W | ICC048WB | ND | 1 | NA | .5 | .1 | 03/29/0612:53 | NA | AC29-03 | AC29-01 | ICC048W | NA | NA |
| LCS1W | ICC048WL | 4.58 | 1 | NA | .5 | .1 | 03/29/0613:10 | NA | AC29-04 | AC29-01 | ICC048W | NA | NA |
| LCD1W | ICC048WC | 4.55 | 1 | NA | .5 | .1 | 03/29/0613:28 | NA | AC29-05 | AC29-01 | ICC048W | NA | NA |
| OW-01D-007 | C143-01 | 1890 | 500 | NA | 250 | 50 | 03/29/0621:03 | NA | AC29-27 | AC29-25 | ICC048W | 03/14/06 | 03/15/06 |
| OW-01M-007 | C143-02 | 1910 | 500 | NA | 250 | 50 | 03/29/0621:21 | NA | AC29-28 | AC29-25 | ICC048W | 03/14/06 | 03/15/06 |
| OW-02M-007 | C143-03 | 1990 | 500 | NA | 250 | 50 | 03/29/0621:38 | NA | AC29-29 | AC29-25 | ICC048W | 03/14/06 | 03/15/06 |
| OW-02D-007 | C143-04 | 1930 | 500 | NA | 250 | 50 | 03/29/0621:56 | NA | AC29-30 | AC29-25 | ICC048W | 03/14/06 | 03/15/06 |

C585

METHOD 300.0
FLUORIDE

Client : CH2M HILL
Project : PG&E'S TOPOCK GAS COMPRESSOR STAT
Batch No. : 06C143

Matrix : WATER
Instrument ID : 100

| SAMPLE ID | EMAX SAMPLE ID | RESULTS (mg/L) | DLF | MOIST | RL (mg/L) | MDL (mg/L) | Analysis DATETIME | Extraction DATETIME | LFID | CAL REF | PREP BATCH | Collection DATETIME | Received DATETIME |
|---|---|---|---|---|---|---|---|---|---|---|---|---|---|
| MBLK1W | ICC043WB | ND | 1 | NA | .5 | .05 | 03/27/0610:40 | NA | AC27-03 | AC27-01 | ICC043W | NA | NA |
| LCS1W | ICC043WL | 1.88 | 1 | NA | .5 | .05 | 03/27/0610:57 | NA | AC27-04 | AC27-01 | ICC043W | NA | NA |
| LCD1W | ICC043WC | 1.86 | 1 | NA | .5 | .05 | 03/27/0611:15 | NA | AC27-05 | AC27-01 | ICC043W | NA | NA |
| OW-01D-007 | C143-01 | 3.79 | 1 | NA | .5 | .05 | 03/27/0615:21 | NA | AC27-19 | AC27-13 | ICC043W | 03/14/06 | 03/15/06 |
| OW-01M-007 | C143-02 | 1.73 | 1 | NA | .5 | .05 | 03/27/0615:38 | NA | AC27-20 | AC27-13 | ICC043W | 03/14/06 | 03/15/06 |
| OW-02M-007 | C143-03 | 1.83 | 1 | NA | .5 | .05 | 03/27/0615:56 | NA | AC27-21 | AC27-13 | ICC043W | 03/14/06 | 03/15/06 |
| OW-02D-007 | C143-04 | 1.71 | 1 | NA | .5 | .05 | 03/27/0616:13 | NA | AC27-22 | AC27-13 | ICC043W | 03/14/06 | 03/15/06 |

1999

METHOD 300.0
SULFATE

Client : CH2M HILL
Project : PG&E'S TOPOCK GAS COMPRESSOR STAT
Batch No. : 06C143

Matrix : WATER
Instrument ID : 100

| SAMPLE ID | EMAX SAMPLE ID | RESULTS (mg/L) | DLF | MOIST | RL (mg/L) | MDL (mg/L) | Analysis DATETIME | Extraction DATETIME | LFID | CAL REF | PREP BATCH | Collection DATETIME | Received DATETIME |
|---|---|---|---|---|---|---|---|---|---|---|---|---|---|
| MBLK1W | ICC048WB | ND | 1 | NA | .5 | .25 | 03/29/0612:53 | NA | AC29-03 | AC29-01 | ICC048W | NA | NA |
| LCS1W | ICC048WL | 4.56 | 1 | NA | .5 | .25 | 03/29/0613:10 | NA | AC29-04 | AC29-01 | ICC048W | NA | NA |
| LCD1W | ICC048WC | 4.55 | 1 | NA | .5 | .25 | 03/29/0613:28 | NA | AC29-05 | AC29-01 | ICC048W | NA | NA |
| OW-01D-007 | C143-01 | 491 | 500 | NA | 250 | 125 | 03/29/0621:03 | NA | AC29-27 | AC29-25 | ICC048W | 03/14/06 | 03/15/06 |
| OW-01M-007 | C143-02 | 498 | 500 | NA | 250 | 125 | 03/29/0621:21 | NA | AC29-28 | AC29-25 | ICC048W | 03/14/06 | 03/15/06 |
| OW-02M-007 | C143-03 | 519 | 500 | NA | 250 | 125 | 03/29/0621:38 | NA | AC29-29 | AC29-25 | ICC048W | 03/14/06 | 03/15/06 |
| OW-02D-007 | C143-04 | 506 | 500 | NA | 250 | 125 | 03/29/0621:56 | NA | AC29-30 | AC29-25 | ICC048W | 03/14/06 | 03/15/06 |

# CASE NARRATIVE

**CLIENT:** CH2M HILL

**PROJECT:** PG&E'S TOPOCK GAS COMPRESSOR STAT

**SDG:** 06C143

## METHOD 120.1
## SPECIFIC CONDUCTANCE

Four (4) water samples were received on 03/15/06 for Specific Conductance analysis by Method 120.1 in accordance with "Method for Chemical Analysis of Water and Wastewater", EPA 600/4-79-020 (1983).

### 1. Holding Time

Analysis met holding time criteria.

### 4. Duplicate

No duplicate sample was designated in this SDG.

### 3. Sample Analysis

Samples were analyzed according to the prescribed QC procedures. All criteria were met.

METHOD 120.1
SPECIFIC CONDUCTIVITY

Client : CH2M HILL
Project : PG&E'S TOPOCK GAS COMPRESSOR STAT
Batch No. : 06C143

Matrix : WATER
Instrument ID : I104

| SAMPLE ID | EMAX SAMPLE ID | RESULTS (umhos/cm) | DLF | MOIST | RL (umhos/cm) | MDL (umhos/cm) | Analysis DATETIME | Extraction DATETIME | LFID | CAL REF | PREP BATCH | Collection DATETIME | Received DATETIME |
|---|---|---|---|---|---|---|---|---|---|---|---|---|---|
| OW-01D-007 | C143-01 | 6750 | 1 | NA | 2 | .5 | 03/17/0616:39 | NA | ECC006W-04 | NA | ECC006W | 03/14/06 | 03/15/06 |
| OW-01M-007 | C143-02 | 6710 | 1 | NA | 2 | .5 | 03/17/0616:40 | NA | ECC006W-05 | NA | ECC006W | 03/14/06 | 03/15/06 |
| OW-02M-007 | C143-03 | 6920 | 1 | NA | 2 | .5 | 03/17/0616:41 | NA | ECC006W-06 | NA | ECC006W | 03/14/06 | 03/15/06 |
| OW-02D-007 | C143-04 | 6700 | 1 | NA | 2 | .5 | 03/17/0616:42 | NA | ECC006W-07 | NA | ECC006W | 03/14/06 | 03/15/06 |

8066A

# CASE NARRATIVE

**CLIENT:** CH2M HILL

**PROJECT:** PG&E'S TOPOCK GAS COMPRESSOR STAT

**SDG:** 06C143

## METHOD 150.1
## PH

Four (4) water samples were received on 03/15/06 for PH analysis by Method 150.1 in accordance with "Method for Chemical Analysis of Water and Wastewater", EPA 600/4-79-020 (1983).

1. **Holding Time**

   Analysis met holding time criteria.

2. **Duplicate**

   Sample C143-04 was analyzed for duplicate. %RPD was within QC limit.

3. **Sample Analysis**

   Samples were analyzed according to the prescribed QC procedures. All criteria were met.

METHOD 150.1

PH

Client : CH2M HILL
Project : PG&E'S TOPOCK GAS COMPRESSOR STAT
Batch No. : 06C143

Matrix : WATER
Instrument ID : I53

| SAMPLE ID | EMAX SAMPLE ID | RESULTS (pHUnit) | DLF | MOIST | RL (pHUnit) | MDL (pHUnit) | Analysis DATETIME | Extraction DATETIME | LFID | CAL REF | PREP BATCH | Collection DATETIME | Received DATETIME |
|---|---|---|---|---|---|---|---|---|---|---|---|---|---|
| OW-01D-007 | C143-01 | 8.15 | 1 | NA | NA | NA | 03/15/0617:32 | NA | PHC008W-02 | NA | PHC008W | 03/14/06 | 03/15/06 |
| OW-01M-007 | C143-02 | 7.78 | 1 | NA | NA | NA | 03/15/0617:34 | NA | PHC008W-03 | NA | PHC008W | 03/14/06 | 03/15/06 |
| OW-02M-007 | C143-03 | 7.80 | 1 | NA | NA | NA | 03/15/0617:36 | NA | PHC008W-04 | NA | PHC008W | 03/14/06 | 03/15/06 |
| OW-02D-007 | C143-04 | 7.86 | 1 | NA | NA | NA | 03/15/0617:38 | NA | PHC008W-05 | NA | PHC008W | 03/14/06 | 03/15/06 |
| OW-02D-007DUP | C143-04D | 7.86 | 1 | NA | NA | NA | 03/15/0617:40 | NA | PHC008W-06 | NA | PHC008W | 03/14/06 | 03/15/06 |

8576

## CASE NARRATIVE

CLIENT: CH2M HILL

PROJECT: PG&E'S TOPOCK GAS COMPRESSOR STAT

SDG: 06C143

## METHOD 160.1
## TOTAL DISSOLVED SOLIDS

Four (4) water samples were received on 03/15/06 for Total Dissolved Solids analysis by Method 160.1 in accordance with "Method for Chemical Analysis of Water and Wastewater", EPA 600/4-79-020 (1983).

1. **Holding Time**

   Analysis met holding time criteria.

2. **Method Blank**

   Method blank was free of contamination at the reporting limit.

3. **Lab Control Sample/Lab Control Sample Duplicate**

   Lab control results were within QC limit.

4. **Duplicate**

   Duplicate sample was not designated in this SDG.

5. **Sample Analysis**

   Samples were analyzed according to the prescribed QC procedures. All criteria were met.

METHOD 160.1
TOTAL DISSOLVED SOLIDS

Client : CH2M HILL
Project : PG&E'S TOPOCK GAS COMPRESSOR STAT
Batch No. : 06C143

Matrix : WATER
Instrument ID : 40706360

| SAMPLE ID | EMAX SAMPLE ID | RESULTS (mg/L) | DLF | MOIST | RL (mg/L) | MDL (mg/L) | Analysis DATETIME | Extraction DATETIME | LFID | CAL REF | PREP BATCH | Collection DATETIME | Received DATETIME |
|---|---|---|---|---|---|---|---|---|---|---|---|---|---|
| MBLK1W | TDC005WB | ND | 1 | NA | 10 | 5 | 03/21/0617:06 | NA | TDC005W-01 | NA | TDC005W | NA | NA |
| LCS1W | TDC005WL | 505 | 1 | NA | 10 | 5 | 03/21/0617:07 | NA | TDC005W-02 | NA | TDC005W | NA | NA |
| LCD1W | TDC005WC | 520 | 1 | NA | 10 | 5 | 03/21/0617:07 | NA | TDC005W-03 | NA | TDC005W | NA | NA |
| OW-01D-007 | C143-01 | 4350 | 1 | NA | 10 | 5 | 03/21/0617:07 | NA | TDC005W-04 | NA | TDC005W | 03/14/06 | 03/15/06 |
| OW-01M-007 | C143-02 | 4390 | 1 | NA | 10 | 5 | 03/21/0617:07 | NA | TDC005W-05 | NA | TDC005W | 03/14/06 | 03/15/06 |
| OW-02M-007 | C143-03 | 4560 | 1 | NA | 10 | 5 | 03/21/0617:07 | NA | TDC005W-06 | NA | TDC005W | 03/14/06 | 03/15/06 |
| OW-02D-007 | C143-04 | 4420 | 1 | NA | 10 | 5 | 03/21/0617:07 | NA | TDC005W-07 | NA | TDC005W | 03/14/06 | 03/15/06 |

# CASE NARRATIVE

**CLIENT:** CH2M HILL

**PROJECT:** PG&E'S TOPOCK GAS COMPRESSOR STAT

**SDG:** 06C143

## METHOD 180.1
## TURBIDITY

Four (4) water samples were received on 03/15/06 for Turbidity analysis by Method 180.1 in accordance with "Method for Chemical Analysis of Water and Wastewater", EPA 600/4-79-020 (1983).

1. **Holding Time**

   Analysis met holding time criteria.

2. **Method Blank**

   Method blank was free of contamination at the reporting limit.

3. **Lab Control Sample**

   Lab control result was within QC limit.

4. **Duplicate**

   Sample C143-04 was analyzed for duplicate. %RPD was within QC limit.

5. **Sample Analysis**

   Samples were analyzed according to the prescribed QC procedures. All criteria were met.

METHOD 180.1
TURBIDITY

Client : CH2M HILL
Project : PG&E'S TOPOCK GAS COMPRESSOR STAT
Batch No. : 06C143

Matrix : WATER
Instrument ID : I30

| SAMPLE ID | EMAX SAMPLE ID | RESULTS (NTU) | DLF | MOIST | RL (NTU) | MDL (NTU) | Analysis DATETIME | Extraction DATETIME | LFID | CAL REF | PREP BATCH | Collection DATETIME | Received DATETIME |
|---|---|---|---|---|---|---|---|---|---|---|---|---|---|
| MBLK1W | TUC012WB | ND | 1 | NA | 1 | .1 | 03/16/0608:08 | NA | TUC012W-09 | TUC012W-07 | TUC012W | NA | NA |
| LCS1W | TUC012WL | 2.17 | 1 | NA | 1 | .1 | 03/16/0608:09 | NA | TUC012W-10 | TUC012W-07 | TUC012W | NA | NA |
| OW-01D-007 | C143-01 | 2.19 | 1 | NA | 1 | .1 | 03/16/0608:10 | NA | TUC012W-11 | TUC012W-07 | TUC012W | 03/14/06 | 03/15/06 |
| OW-01M-007 | C143-02 | ND | 1 | NA | 1 | .1 | 03/16/0608:11 | NA | TUC012W-12 | TUC012W-07 | TUC012W | 03/14/06 | 03/15/06 |
| OW-02M-007 | C143-03 | 1.29 | 1 | NA | 1 | .1 | 03/16/0608:12 | NA | TUC012W-13 | TUC012W-07 | TUC012W | 03/14/06 | 03/15/06 |
| OW-02D-007 | C143-04 | ND | 1 | NA | 1 | .1 | 03/16/0608:13 | NA | TUC012W-14 | TUC012W-07 | TUC012W | 03/14/06 | 03/15/06 |
| OW-02D-007DUP | C143-04D | ND | 1 | NA | 1 | .1 | 03/16/0608:14 | NA | TUC012W-15 | TUC012W-07 | TUC012W | 03/14/06 | 03/15/06 |

8079

# CASE NARRATIVE

**CLIENT:** CH2M HILL

**PROJECT:** PG&E'S TOPOCK GAS COMPRESSOR STAT

**SDG:** 06C143

## METHOD 310.1
## ALKALINITY

Four (4) water samples were received on 03/15/06 for Bicarbonate, Carbonate and Total Alkalinity analyses by Method 310.1 in accordance with "Method for Chemical Analysis of Water and Wastewater", EPA 600/4-79-020 (1983).

1. **Holding Time**

   Analyses met holding time criteria.

2. **Method Blank**

   Method blank was free of contamination at the reporting limit.

3. **Lab Control Sample/Lab Control Sample Duplicate**

   Lab control results were within QC limit.

4. **Duplicate**

   Duplicate sample was not designated in this SDG.

5. **Matrix Spike**

   MS sample was not designated in this SDG.

6. **Sample Analysis**

   Samples were analyzed according to the prescribed QC procedures. All criteria were met.

METHOD 310.1
TOTAL ALKALINITY

Client : CH2M HILL
Project : PG&E'S TOPOCK GAS COMPRESSOR STAT
Batch No. : 06C143

Matrix : WATER
Instrument ID : I53

| SAMPLE ID | EMAX SAMPLE ID | RESULTS (mg/L) | DLF | MOIST | RL (mg/L) | MDL (mg/L) | Analysis DATETIME | Extraction DATETIME | LFID | CAL REF | PREP BATCH | Collection DATETIME | Received DATETIME |
|---|---|---|---|---|---|---|---|---|---|---|---|---|---|
| MBLK1W | ALC016WB | ND | 1 | NA | 5 | 1 | 03/20/0615:50 | NA | ALC016W-01 | NA | ALC016W | NA | NA |
| LCS1W | ALC016WL | 84.4 | 1 | NA | 5 | 1 | 03/20/0615:51 | NA | ALC016W-02 | NA | ALC016W | NA | NA |
| LCD1W | ALC016WC | 84.4 | 1 | NA | 5 | 1 | 03/20/0615:52 | NA | ALC016W-03 | NA | ALC016W | NA | NA |
| OW-01D-007 | C143-01 | 57.1 | 1 | NA | 5 | 1 | 03/20/0616:40 | NA | ALC016W-14 | NA | ALC016W | 03/14/06 | 03/15/06 |
| OW-01M-007 | C143-02 | 69.5 | 1 | NA | 5 | 1 | 03/20/0616:44 | NA | ALC016W-15 | NA | ALC016W | 03/14/06 | 03/15/06 |
| OW-02M-007 | C143-03 | 67 | 1 | NA | 5 | 1 | 03/20/0616:47 | NA | ALC016W-16 | NA | ALC016W | 03/14/06 | 03/15/06 |
| OW-02D-007 | C143-04 | 76.9 | 1 | NA | 5 | 1 | 03/20/0616:50 | NA | ALC016W-17 | NA | ALC016W | 03/14/06 | 03/15/06 |

8553

# CASE NARRATIVE

**CLIENT:** CH2M HILL

**PROJECT:** PG&E'S TOPOCK GAS COMPRESSOR STAT

**SDG:** 06C143

## METHOD 350.2
## AMMONIA (NH3-N)

Four (4) water samples were received on 03/15/06 for Ammonia analysis by Method 350.2 in accordance with "Method for Chemical Analysis of Water and Wastewater", EPA 600/4-79-020 (1983).

1. **Holding Time**

   Analysis met holding time criteria.

2. **Method Blank**

   Method blank was free of contamination at the reporting limit.

3. **Lab Control Sample/Lab Control Sample Duplicate**

   Lab control results were within QC limit.

4. **Duplicate**

   No duplicate sample was designated in this SDG.

5. **Matrix Spike**

   No MS sample was designated in this SDG.

6. **Sample Analysis**

   Samples were analyzed according to the prescribed QC procedures. All criteria were met.

   All results were reported as Nitrogen concentration.

METHOD 350.2
AMMONIA (NH3-N)

Client : CH2M HILL
Project : PG&E'S TOPOCK GAS COMPRESSOR STAT
Batch No. : 06C143

Matrix : WATER
Instrument ID : 170

| SAMPLE ID | EMAX SAMPLE ID | RESULTS (mg/L) | DLF | MOIST | RL (mg/L) | MDL (mg/L) | Analysis DATETIME | Extraction DATETIME | LFID | CAL REF | PREP BATCH | Collection DATETIME | Received DATETIME |
|---|---|---|---|---|---|---|---|---|---|---|---|---|---|
| MBLK1W | NHC008WB | ND | 1 | NA | .5 | .03 | 03/23/0613:43 | 03/22/0609:30 | NHC008W-14 | NHC008W-10 | NHC008W | NA | 03/22/06 |
| LCS1W | NHC008WL | .982 | 1 | NA | .5 | .03 | 03/23/0613:44 | 03/22/0609:30 | NHC008W-15 | NHC008W-10 | NHC008W | NA | 03/22/06 |
| LCD1W | NHC008WC | .982 | 1 | NA | .5 | .03 | 03/23/0613:45 | 03/22/0609:30 | NHC008W-15 | NHC008W-10 | NHC008W | NA | 03/22/06 |
| OW-01D-007 | C143-01 | ND | 1 | NA | .5 | .03 | 03/23/0614:05 | 03/22/0609:30 | NHC008W-36 | NHC008W-34 | NHC008W | 03/14/06 | 03/15/06 |
| OW-01M-007 | C143-02 | ND | 1 | NA | .5 | .03 | 03/23/0614:06 | 03/22/0609:30 | NHC008W-37 | NHC008W-34 | NHC008W | 03/14/06 | 03/15/06 |
| OW-02M-007 | C143-03 | ND | 1 | NA | .5 | .03 | 03/23/0614:07 | 03/22/0609:30 | NHC008W-38 | NHC008W-34 | NHC008W | 03/14/06 | 03/15/06 |
| OW-02D-007 | C143-04 | ND | 1 | NA | .5 | .03 | 03/23/0614:08 | 03/22/0609:30 | NHC008W-39 | NHC008W-34 | NHC008W | 03/14/06 | 03/15/06 |

4698

## CASE NARRATIVE

CLIENT: CH2M HILL

PROJECT: PG&E'S TOPOCK GAS COMPRESSOR STAT

SDG: 06C143

### METHOD 353.3
### NITRATE/NITRITE-N

Four (4) water samples were received on 03/15/06 for Nitrate/Nitrite-N analysis by Method 353.3 in accordance with "Method for Chemical Analysis of Water and Wastewater", EPA 600/4-79-020 (1983).

1. **Holding Time**

   Analysis met holding time criteria.

2. **Method Blank**

   Method blank was free of contamination at the reporting limit.

3. **Lab Control Sample/Lab Control Sample Duplicate**

   Lab control results were within QC limit.

4. **Duplicate**

   No duplicate sample was designated in this SDG.

5. **Matrix Spike**

   No MS sample was designated in this SDG.

6. **Sample Analysis**

   Samples were analyzed according to the prescribed QC procedures. All criteria were met.

   All results were reported as Nitrogen concentration.

METHOD 353.3
NITRATE/NITRITE-N

Client : CH2M HILL
Project : PG&E'S TOPOCK GAS COMPRESSOR STAT
Batch No. : 06C143

Matrix : WATER
Instrument ID : I70

| SAMPLE ID | EMAX SAMPLE ID | RESULTS (mg/L) | DLF | MOIST | RL (mg/L) | MDL (mg/L) | Analysis DATETIME | Extraction DATETIME | LFID | CAL REF | PREP BATCH | Collection DATETIME | Received DATETIME |
|---|---|---|---|---|---|---|---|---|---|---|---|---|---|
| MBLK1W | NAC004WB | ND | 1 | NA | .1 | .02 | 03/24/0618:03 | NA | NAC004W-09 | NAC004W-07 | NAC004W | NA | NA |
| LCS1W | NAC004WL | .551 | 1 | NA | .1 | .02 | 03/24/0618:04 | NA | NAC004W-10 | NAC004W-07 | NAC004W | NA | NA |
| LCD1W | NAC004WC | .549 | 1 | NA | .1 | .02 | 03/24/0618:05 | NA | NAC004W-11 | NAC004W-07 | NAC004W | NA | NA |
| OW-01D-007 | C143-01R | 3.44 | 4 | NA | .4 | .08 | 03/24/0618:29 | NA | NAC004W-35 | NAC004W-31 | NAC004W | 03/14/06 | 03/15/06 |
| OW-01M-007 | C143-02R | 3.18 | 4 | NA | .4 | .08 | 03/24/0618:31 | NA | NAC004W-37 | NAC004W-31 | NAC004W | 03/14/06 | 03/15/06 |
| OW-02M-007 | C143-03R | 3.24 | 4 | NA | .4 | .08 | 03/24/0618:33 | NA | NAC004W-39 | NAC004W-31 | NAC004W | 03/14/06 | 03/15/06 |
| OW-02D-007 | C143-04R | 3.28 | 4 | NA | .4 | .08 | 03/24/0618:35 | NA | NAC004W-41 | NAC004W-31 | NAC004W | 03/14/06 | 03/15/06 |

# Table of Contents
# TLI Laboratory Data Package

## For Laboratory Number: 952756


| ITEM | Section |
|---|---|
| Case Narrative | 1.0 |
| Summary Table of Final Results | 2.0 |
| Final Reports | 3.0 |
| Standard, Quality Control and Chain of Custody Records | 4.0 |
| Established Retention Time Window and Analytical Raw Data | 5.0 |

Section 1.0

# Case Narrative

# TRUESDAIL LABORATORIES, INC.

INDEPENDENT TESTING, FORENSIC SCIENCE, AND ENVIRONMENTAL ANALYSES

*Established 1931*

14201 FRANKLIN AVENUE
TUSTIN, CALIFORNIA 92780-7008
(714) 730-6239 · FAX (714) 730-6462
www.truesdail.com


March 28, 2006

CH2M HILL
Mr. George Ring
155 Grand Ave., Suite 1000
Oakland, California 94612

Dear Mr. Ring:

SUBJECT: CASE NARRATIVE PG&E TOPOCK 2006-CMP-007 PROJECT, GROUNDWATER MONITORING

TLI NO.: 952756

Truesdail Laboratories, Inc. is pleased to submit this report summarizing the Topock 2006-CMP-007 project groundwater monitoring. A summary table for this laboratory number is included in Section 2. Complete laboratory reports, quality control data and chain of custody forms for sampling period are included in Sections 3 and 4. Analytical raw data have been included under Section 5.

The samples were received and delivered with the chain of custody on March 14, 2006, intact and in chilled condition. The samples will be kept in a locked refrigerator for 30 days; thereafter they will be kept in warm storage for an additional 2 months before disposal.

After analyzing the samples for Total Dissolved Chromium, an anomaly was observed for sample OW-02M-007. The Total Dissolved and Hexavalent Chromium concentrations did not match. Therefore, a portion of the Hexavalent Chromium sample was filtered and preserved at the laboratory and analyzed for Title 22 Dissolved Metals.

No violations or nonconformance actions occurred for this data package.

If you have any questions or require additional information, please contact me at (714) 730-6239 ext. 200.

Respectfully Submitted,
TRUESDAIL LABORATORIES, INC.

Mona Nassimi
Manager, Analytical Services

K. R. P. Iyer

001

K.R.P. Iyer
Quality Assurance/Quality Control Officer

CC: Mr. Mark Cichy, CH2M HILL Redding CA

# TRUESDAIL LABORATORIES, INC.

INDEPENDENT TESTING, FORENSIC SCIENCE, AND ENVIRONMENTAL ANALYSES

*Established 1931*

14201 FRANKLIN AVENUE
TUSTIN, CALIFORNIA 92780-7008
(714) 730-6239 · FAX (714) 730-6462
www.truesdail.com


**Client:** CH2M HILL
155 Grand Ave. Suite 1000
Oakland, CA 94612
**Attention:** George Ring
**Sample:** Five (5) Groundwater Samples
**Project Name:** PG&E Topock Project
**Project No.:** 332959.CM.FW.01

**Laboratory No.: 952756**
**Date:** March 28, 2006
**Collected:** March 14, 2006
**Received:** March 14, 2006

## ANALYST LIST

| | | |
|---|---|---|
| SW 7199 | Hexavalent Chromium | Jorge Arriaga |
| SW 6010B | Dissolved Metals by ICP | Riddhi Patel |
| SW 6020 | Dissolved Metals by ICP/MS | Victoria Than |
| SW 7470A | Mercury | Aksiniya Dimitrova |

Section 2.0

# Summary Table of Final Results

# TRUESDAIL LABORATORIES, INC.

INDEPENDENT TESTING, FORENSIC SCIENCE, AND ENVIRONMENTAL ANALYSES

*Established 1931*

14201 FRANKLIN AVENUE
TUSTIN, CALIFORNIA 92780-7008
(714) 730-6239 · FAX (714) 730-6462
www.truesdail.com


## REPORT

**Client:** CH2M HILL
155 Grand Ave. Suite 1000
Oakland, CA 94612
**Attention:** George Ring

**Project Name:** PG&E Topock Project
**Project No.:** 332959.CM.FW.01
**P.O. No.:** 909745

**Laboratory No.: 952756**
**Date Received: March 14, 2006**

# Analytical Results Summary

| Lab I.D. | Sample I.D. | Sample Time | Units | SW 6010B *Chromium Dissolved* | SW 7199 *Chromium Hexavalent* |
|---|---|---|---|---|---|
| 952756-1 | OW-01D-007 | 12:12 | mg/L | 0.0011 | 0.0013 |
| 952756-2 | OW-01M-007 | 12:50 | mg/L | ND | 0.0016 |
| 952756-3 | OW-02M-007 | 13:52 | mg/L | 0.0065 | 0.0077 |
| 952756-4 | OW-02D-007 | 15:10 | mg/L | ND | ND |
| 952756-5 | EB-CMP-007-01 | 15:17 | mg/L | --- | ND |

**ND:** Non Detected (below the reporting limit)
mg/L: Milligrams per liter.
**Note:** The following "Significant Figures" rule has been applied to all results:
Results below 0.01ppm will have two (2) significant figures.
Result above or equal to 0.01ppm will have three (3) significant figures.
Quality Control data will always have three (3) significant figures.



This report applies only to the sample, or samples, investigated and is not necessarily indicative of the quality or condition of apparently identical or similar products. As a mutual protection to clients, the public, and these laboratories, this report is submitted and accepted for the exclusive use of the client to whom it is addressed and upon the condition that it is not to be used, in whole or in part, in any advertising or publicity matter without prior written authorization from these laboratories.

**TRUESDAIL LABORATORIES, INC.**
INDEPENDENT TESTING, FORENSIC SCIENCE, AND ENVIRONMENTAL ANALYSES
*Established 1931*
14201 FRANKLIN AVENUE · TUSTIN, CALIFORNIA 92780-7008
(714) 730-6239 · FAX (714) 730-6462 · www.truesdail.com

**Client:** CH2M HILL
155 Grand Ave. Suite 1000
Oakland, CA 94612
**Attention:** George Ring
**Project Name:** PG&E Topock Project
**Project No.:** 332959.CM.FW.01
**P.O. No.:** 909745

**Laboratory No.:** 952756
**Date Received:** March 14, 2006

# Analytical Results Summary

**METALS ANALYSIS:** **CALIFORNIA TITLE 22, Section 26 Metals**

| Lab I.D. | Sample ID | *Date of Analysis:* Time Coll. | Aluminum SW 6010B 03/22/06 mg/L | Antimony SW 6020 03/22/06 mg/L | Arsenic SW 6020 03/22/06 mg/L | Barium SW 6010B 03/22/06 mg/L | Beryllium SW 6020 03/23/06 mg/L | Cadmium SW 6020 03/22/06 mg/L | Chromium SW 6010B 03/15/06 mg/L | Cobalt SW 6020 03/22/06 mg/L | Copper SW 6020 03/22/06 mg/L | Lead SW 6020 03/22/06 mg/L |
|---|---|---|---|---|---|---|---|---|---|---|---|---|
| 952756-1 | OW-01D-007 | 12:12 | ND | ND | ND | ND | 0.0011 | ND | 0.0011 | ND | ND | ND |
| 952756-2 | OW-01M-007 | 12:50 | ND | ND | ND | ND | 0.0012 | ND | ND | ND | ND | ND |
| 952756-3 | OW-02M-007 | 13:52 | ND | ND | ND | ND | 0.0011 | ND | 0.0065 | ND | ND | ND |
| 952756-4 | OW-02D-007 | 15:10 | ND | ND | ND | ND | 0.0013 | ND | ND | ND | ND | ND |

| Lab I.D. | Sample ID | *Date of Analysis:* Time Coll. | Magnesium SW 6010B 03/21/06 mg/L | Manganese SW 6010B 03/22/06 mg/L | Mercury SW 7470A 03/22/06 mg/L | Molybdenum SW 6020 03/22/06 mg/L | Nickel SW 6010B 03/22/06 mg/L | Selenium SW 6020 03/22/06 mg/L | Silver SW 6020 03/22/06 mg/L | Thallium SW 6020 03/22/06 mg/L | Vanadium SW 6020 03/22/06 mg/L | Zinc SW 6010B 03/22/06 mg/L |
|---|---|---|---|---|---|---|---|---|---|---|---|---|
| 952756-1 | OW-01D-007 | 12:12 | 7.57 | ND | ND | 0.0160 | ND | ND | ND | ND | 0.0277 | ND |
| 952756-2 | OW-01M-007 | 12:50 | 10.9 | ND | ND | 0.0081 | ND | ND | ND | ND | 0.0193 | ND |
| 952756-3 | OW-02M-007 | 13:52 | 14.6 | ND | ND | 0.0081 | ND | ND | ND | ND | 0.0158 | ND |
| 952756-4 | OW-02D-007 | 15:10 | 16.8 | ND | ND | 0.0082 | ND | ND | ND | ND | 0.0126 | ND |

This report applies only to the sample, or samples, investigated and is not necessarily indicative of the quality or condition of apparently identical or similar products. As a mutual protection to clients, the public, and these laboratories, this report is submitted and accepted for the exclusive use of the client to whom it is addressed and upon the condition that it is not to be used, in whole or in part, in any advertising or publicity matter without prior written authorization from these laboratories.

# TRUESDAIL LABORATORIES, INC.

*Report Continued*

| Lab I.D. | Sample ID | *Date of Analysis:* Time Coll. | Boron SW 6010B 03/22/06 mg/L | Calcium SW 6010B 03/21/06 mg/L | Iron SW 6010B 03/22/06 mg/L | Potassium SW 6010B 03/21/06 mg/L | Sodium SW 6010B 03/21/06 mg/L |
|---|---|---|---|---|---|---|---|
| 952756-1 | OW-01D-007 | 12:12 | 1.27 | 108 | ND | 18.4 | 796 |
| 952756-2 | OW-01M-007 | 12:50 | 1.26 | 156 | ND | 18.2 | 765 |
| 952756-3 | OW-02M-007 | 13:52 | 1.30 | 181 | ND | 23.3 | 818 |
| 952756-4 | OW-02D-007 | 15:10 | 1.28 | 194 | ND | 23.7 | 863 |

**NOTES:**

ND: Not detected, or below limit of detection

900

This report applies only to the sample, or samples, investigated and is not necessarily indicative of the quality or condition of apparently identical or similar products. As a mutual protection to clients, the public, and these laboratories, this report is submitted and accepted for the exclusive use of the client to whom it is addressed and upon the condition that it is not to be used, in whole or in part, in any advertising or publicity matter without prior written authorization from these laboratories.

Section 3.0

# Final Reports

# TRUESDAIL LABORATORIES, INC.

INDEPENDENT TESTING, FORENSIC SCIENCE, AND ENVIRONMENTAL ANALYSES

*Established 1931*

14201 FRANKLIN AVENUE
TUSTIN, CALIFORNIA 92780-7008
(714) 730-6239 · FAX (714) 730-6462
www.truesdail.com


## REPORT

**Client:** CH2M HILL
155 Grand Ave. Suite 1000
Oakland, CA 94612
**Attention:** George Ring
**Sample:** Five (5) Groundwater Samples
**Project Name:** PG&E Topock Project
**Project No.:** 332959.CM.FW.01
**P.O. No.:** 909745

**Laboratory No.:** 952756
**Date:** March 28, 2006
**Collected:** March 14, 2006
**Received:** March 14, 2006
**Analyzed:** March 14, 2006
**Analytical Batch:** 03CrH06N

**Investigation:** **Hexavalent Chromium by IC Using Method SW 7199.**

## Analytical Results Hexavalent Chromium

| TLI I.D. | Field I.D. | Sample Time | Run Time | Units | DF | RL | Results |
|---|---|---|---|---|---|---|---|
| 952756-1 | OW-01D-007 | 12:12 | 22:35 | mg/L | 5.00 | 0.0010 | 0.0013 |
| 952756-2 | OW-01M-007 | 12:50 | 22:53 | mg/L | 5.00 | 0.0010 | 0.0016 |
| 952756-3 | OW-02M-007 | 13:52 | 23:11 | mg/L | 5.00 | 0.0010 | 0.0077 |
| 952756-4 | OW-02D-007 | 15:10 | 00:06 | mg/L | 5.00 | 0.0010 | ND |
| 952756-5 | EB-CMP-007-01 | 15:17 | 21:22 | mg/L | 1.05 | 0.00020 | ND |

## QA/QC Summary

| QC STD I.D. | Laboratory Number | Concentration | Duplicate Concentration | Relative Percent Difference | Acceptance limits | QC Within Control |
|---|---|---|---|---|---|---|
| Duplicate | 952756-3 | 0.0077 | 0.0076 | 1.31% | < 20% | Yes |

| QC Std I.D. | Lab Number | Conc.of unspiked sample | Dilution Factor | Added Spike Conc. | MS Amount | Measured Conc. of spiked sample | Theoretical Conc. of spiked sample | MS% Recovery | Acceptance limits | QC Within Control |
|---|---|---|---|---|---|---|---|---|---|---|
| MS | 952756-1 | 0.0013 | 1.06 | 0.00100 | 0.00106 | 0.00234 | 0.00236 | 98.1% | 85-115% | Yes |
| MS | 952756-1 | 0.0013 | 5.00 | 0.00100 | 0.00500 | 0.00632 | 0.00630 | 100% | 85-115% | Yes |
| MS | 952756-2 | 0.0016 | 1.06 | 0.00100 | 0.00106 | 0.00266 | 0.00266 | 100% | 85-115% | Yes |
| MS | 952756-2 | 0.0016 | 5.00 | 0.00100 | 0.00500 | 0.00661 | 0.00660 | 100% | 85-115% | Yes |
| MS | 952756-3 | 0.0076 | 1.06 | 0.0100 | 0.0106 | 0.0182 | 0.0182 | 100% | 85-115% | Yes |
| MS | 952756-3 | 0.0077 | 5.00 | 0.00100 | 0.00500 | 0.0128 | 0.0127 | 102% | 85-115% | Yes |
| MS | 952756-4 | 0.00042 | 1.06 | 0.00100 | 0.00106 | 0.00149 | 0.00148 | 101% | 85-115% | Yes |
| MS | 952756-4 | 0.00 | 5.00 | 0.00100 | 0.00500 | 0.00545 | 0.00500 | 109% | 85-115% | Yes |

| QC Std I.D. | Measured Concentration | Theoretical Concentration | Percent Recovery | Acceptance Limits | QC Within Control |
|---|---|---|---|---|---|
| MRCCS | 0.00503 | 0.00500 | 101% | 90% - 110% | Yes |
| MRCVS#1 | 0.0102 | 0.0100 | 102% | 90% - 110% | Yes |
| MRCVS#2 | 0.0102 | 0.0100 | 102% | 90% - 110% | Yes |
| MRCVS#3 | 0.0102 | 0.0100 | 102% | 90% - 110% | Yes |
| LCS | 0.00498 | 0.00500 | 99.6% | 90% - 110% | Yes |
| LCSD | 0.00498 | 0.00500 | 99.6% | 90% - 110% | Yes |

ND: Below the reporting limit (Not Detected).

DF: Dilution Factor.

Respectfully submitted,
**TRUESDAIL LABORATORIES, INC.**

Mona Nassimi, Manager
Analytical Services

003


This report applies only to the sample, or samples, investigated and is not necessarily indicative of the quality or condition of apparently identical or similar products. As a mutual protection to clients, the public, and these laboratories, this report is submitted and accepted for the exclusive use of the client to whom it is addressed and upon the condition that it is not to be used, in whole or in part, in any advertising or publicity matter without prior written authorization from these laboratories.

# TRUESDAIL LABORATORIES, INC.

INDEPENDENT TESTING, FORENSIC SCIENCE, AND ENVIRONMENTAL ANALYSES

*Established 1931*

14201 FRANKLIN AVENUE
TUSTIN, CALIFORNIA 92780-7008
(714) 730-6239 · FAX (714) 730-6462
www.truesdail.com


**Client:** CH2M HILL
155 Grand Ave. Suite 1000
Oakland, CA 94612

## REPORT

**Attention:** George Ring

**Laboratory No.: 952756**

**Sample:** Five (5) Groundwater Samples
**Project Name:** PG&E Topock Project
**Project No.:** 332959.CM.FW.01
**P.O. No.:** 909745
**Prep. Batch:** 031506B

**Date:** March 28, 2006
**Collected:** March 14, 2006
**Received:** March 14, 2006
**Prep/ Analyzed:** March 15, 2006
**Analytical Batch:** 031506B

**Investigation:** **Total Dissolved Chromium by Inductively Coupled Argon Plasma using SW 6010B**

## Analytical Results Total Dissolved Chromium

| TLI I.D. | Field I.D. | Sample Time | Run Time | Units | DF | RL | Results |
|---|---|---|---|---|---|---|---|
| 952756-1 | OW-01D-007 | 12:12 | 14:57 | mg/L | 1.04 | 0.0010 | 0.0011 |
| 952756-2 | OW-01M-007 | 12:50 | 15:01 | mg/L | 1.04 | 0.0010 | ND |
| 952756-3 | OW-02M-007 | 13:52 | 16:51 | mg/L | 1.04 | 0.0010 | 0.0065 |
| 952756-4 | OW-02D-007 | 15:10 | 15:10 | mg/L | 1.04 | 0.0010 | ND |

## QA/QC Summary

| QC STD I.D. | Laboratory Number | Concentration | Duplicate Concentration | Relative Percent Difference | Acceptance limits | QC Within Control |
|---|---|---|---|---|---|---|
| Duplicate | 952698-6 | 0.0074 | 0.0073 | 1.4% | ≤20% | Yes |

| QC Std I.D. | Lab Number | Conc.of unspiked sample | Dilution Factor | Added Spike Conc. | MS Amount | Measured Conc. of spiked sample | Theoretical Conc. of spiked sample | MS% Recovery | Acceptance limits | QC Within Control |
|---|---|---|---|---|---|---|---|---|---|---|
| MS | 952698-6 | 0.0074 | 1.04 | 0.0100 | 0.0104 | 0.0165 | 0.0178 | 87.5% | 75-125% | Yes |

| QC Std I.D. | Measured Concentration | Theoretical Concentration | Percent Recovery | Acceptance Limits | QC Within Control |
|---|---|---|---|---|---|
| MRCCS | 0.0106 | 0.0100 | 106% | 90% - 110% | Yes |
| MRCVS#1 | 0.00946 | 0.0100 | 94.6% | 90% - 110% | Yes |
| MRCVS#2 | 0.0108 | 0.0100 | 108% | 90% - 110% | Yes |
| ICS | 0.0102 | 0.0100 | 102% | 80% - 120% | Yes |
| LCS | 0.0103 | 0.0100 | 103% | 90% - 110% | Yes |

**ND:** Below the reporting limit (Not Detected).
**DF:** Dilution Factor.

Respectfully submitted,
**TRUESDAIL LABORATORIES, INC.**

Mona Nassimi, Manager
Analytical Services



This report applies only to the sample, or samples, investigated and is not necessarily indicative of the quality or condition of apparently identical or similar products. As a mutual protection to clients, the public, and these laboratories, this report is submitted and accepted for the exclusive use of the client to whom it is addressed and upon the condition that it is not to be used, in whole or in part, in any advertising or publicity matter without prior written authorization from these laboratories.

# TRUESDAIL LABORATORIES, INC.

INDEPENDENT TESTING, FORENSIC SCIENCE, AND ENVIRONMENTAL ANALYSES

*Established 1931*

14201 FRANKLIN AVENUE
TUSTIN, CALIFORNIA 92780-7008
(714) 730-6239 · FAX (714) 730-6462
www.truesdail.com


## REPORT

**Client:** CH2M HILL
155 Grand Ave. Suite 1000
Oakland, CA 94612
**Attention:** George Ring

**Samples:** Five (5) Groundwater Samples
**Project Name:** PG&E Topock Project
**Project No.:** 332959.CM.FW.01
**P.O. No.:** 909745

**Investigation:** California Title 22, Section 26 Metals

**Laboratory No.: 952756**
**Reported** March 28, 2006
**Collected:** March 14, 2006
**Received:** March 14, 2006
**Analyzed:** March 23, 2006

## Analytical Results

**SAMPLE ID:** OW-01D-007 **Time Collected:** 12:12 **LAB ID:** 952756-1

| Parameter | Method | Reported Value | DF | Units | RL | Batch | Date Analyzed | Time Analyzed |
|---|---|---|---|---|---|---|---|---|
| Aluminum | SW 6010B | ND | 1.04 | mg/L | 0.0520 | 032206A | 03/22/06 | 11:05 |
| Antimony | SW 6020 | ND | 2.08 | mg/L | 0.0030 | 032206B | 03/22/06 | 15:10 |
| Arsenic | SW 6020 | ND | 2.08 | mg/L | 0.0050 | 032206B | 03/22/06 | 15:10 |
| Barium | SW 6010B | ND | 1.04 | mg/L | 0.300 | 032206A | 03/22/06 | 11:05 |
| Beryllium | SW 6020 | 0.0011 | 2.08 | mg/L | 0.0010 | 032306B | 03/23/06 | 15:00 |
| Cadmium | SW 6020 | ND | 2.08 | mg/L | 0.0020 | 032206B | 03/22/06 | 15:10 |
| Chromium | SW 6010B | 0.0011 | 1.04 | mg/L | 0.0010 | 031506B | 03/15/06 | 14:57 |
| Cobalt | SW 6020 | ND | 2.08 | mg/L | 0.0050 | 032206B | 03/22/06 | 15:10 |
| Copper | SW 6020 | ND | 2.08 | mg/L | 0.0100 | 032206B | 03/22/06 | 15:10 |
| Lead | SW 6020 | ND | 2.08 | mg/L | 0.0020 | 032206B | 03/22/06 | 15:10 |
| Magnesium | SW 6010B | 7.57 | 2.08 | mg/L | 1.00 | 032106A | 03/21/06 | 11:53 |
| Manganese | SW 6010B | ND | 1.04 | mg/L | 0.500 | 032206A | 03/22/06 | 11:05 |
| Mercury | SW 7470A | ND | 1.00 | mg/L | 0.00020 | 032206A | 03/22/06 | NA |
| Molybdenum | SW 6020 | 0.0160 | 2.08 | mg/L | 0.0050 | 032206B | 03/22/06 | 15:10 |
| Nickel | SW 6010B | ND | 1.04 | mg/L | 0.0200 | 032206A | 03/22/06 | 11:05 |
| Selenium | SW 6020 | ND | 2.08 | mg/L | 0.0050 | 032206B | 03/22/06 | 15:10 |
| Silver | SW 6020 | ND | 2.08 | mg/L | 0.0050 | 032206B | 03/22/06 | 15:10 |
| Thallium | SW 6020 | ND | 2.08 | mg/L | 0.0010 | 032206B | 03/22/06 | 15:10 |
| Vanadium | SW 6020 | 0.0277 | 2.08 | mg/L | 0.0050 | 032206B | 03/22/06 | 15:10 |
| Zinc | SW 6010B | ND | 1.04 | mg/L | 0.0200 | 032206A | 03/22/06 | 11:05 |
| Boron | SW 6010B | 1.27 | 1.04 | mg/L | 0.200 | 032206A | 03/22/06 | 11:05 |
| Calcium | SW 6010B | 108 | 20.8 | mg/L | 4.16 | 032106A | 03/21/06 | 15:05 |
| Iron | SW 6010B | ND | 1.04 | mg/L | 0.300 | 032206A | 03/22/06 | 11:05 |
| Potassium | SW 6010B | 18.4 | 2.08 | mg/L | 1.00 | 032106A | 03/21/06 | 11:53 |
| Sodium | SW 6010B | 796 | 20.8 | mg/L | 4.16 | 032106A | 03/21/06 | 15:05 |



This report applies only to the sample, or samples, investigated and is not necessarily indicative of the quality or condition of apparently identical or similar products. As a mutual protection to clients, the public, and these laboratories, this report is submitted and accepted for the exclusive use of the client to whom it is addressed and upon the condition that it is not to be used, in whole or in part, in any advertising or publicity matter without prior written authorization from these laboratories.

| SAMPLE ID: OW-01M-007 | | Time Collected: 12:50 | | | | LAB ID: 952756-2 | | |
|---|---|---|---|---|---|---|---|---|
| Parameter | Method | Reported Value | DF | Units | RL | Batch | Date Analyzed | Time Analyzed |
| Aluminum | SW 6010B | ND | 1.04 | mg/L | 0.0520 | 032206A | 03/22/06 | 11:09 |
| Antimony | SW 6020 | ND | 2.08 | mg/L | 0.0030 | 032206B | 03/22/06 | 15:15 |
| Arsenic | SW 6020 | ND | 2.08 | mg/L | 0.0050 | 032206B | 03/22/06 | 15:15 |
| Barium | SW 6010B | ND | 1.04 | mg/L | 0.300 | 032206A | 03/22/06 | 11:09 |
| Beryllium | SW 6020 | 0.0012 | 2.08 | mg/L | 0.0010 | 032306B | 03/23/06 | 15:02 |
| Cadmium | SW 6020 | ND | 2.08 | mg/L | 0.0020 | 032206B | 03/22/06 | 15:15 |
| Chromium | SW 6010B | ND | 1.04 | mg/L | 0.0010 | 031506B | 03/15/06 | 15:01 |
| Cobalt | SW 6020 | ND | 2.08 | mg/L | 0.0050 | 032206B | 03/22/06 | 15:15 |
| Copper | SW 6020 | ND | 2.08 | mg/L | 0.0100 | 032206B | 03/22/06 | 15:15 |
| Lead | SW 6020 | ND | 2.08 | mg/L | 0.0020 | 032206B | 03/22/06 | 15:15 |
| Magnesium | SW 6010B | 10.9 | 2.08 | mg/L | 1.00 | 032106A | 03/21/06 | 11:55 |
| Manganese | SW 6010B | ND | 1.04 | mg/L | 0.500 | 032206A | 03/22/06 | 11:09 |
| Mercury | SW 7470A | ND | 1.00 | mg/L | 0.00020 | 032206A | 03/22/06 | NA |
| Molybdenum | SW 6020 | 0.0081 | 2.08 | mg/L | 0.0050 | 032206B | 03/22/06 | 15:15 |
| Nickel | SW 6010B | ND | 1.04 | mg/L | 0.0200 | 032206A | 03/22/06 | 11:09 |
| Selenium | SW 6020 | ND | 2.08 | mg/L | 0.0050 | 032206B | 03/22/06 | 15:15 |
| Silver | SW 6020 | ND | 2.08 | mg/L | 0.0050 | 032206B | 03/22/06 | 15:15 |
| Thallium | SW 6020 | ND | 2.08 | mg/L | 0.0010 | 032206B | 03/22/06 | 15:15 |
| Vanadium | SW 6020 | 0.0193 | 2.08 | mg/L | 0.0050 | 032206B | 03/22/06 | 15:15 |
| Zinc | SW 6010B | ND | 1.04 | mg/L | 0.0200 | 032206A | 03/22/06 | 11:09 |
| Boron | SW 6010B | 1.26 | 1.04 | mg/L | 0.200 | 032206A | 03/22/06 | 11:09 |
| Calcium | SW 6010B | 156 | 20.8 | mg/L | 4.16 | 032106A | 03/21/06 | 15:08 |
| Iron | SW 6010B | ND | 1.04 | mg/L | 0.300 | 032206A | 03/22/06 | 11:09 |
| Potassium | SW 6010B | 18.2 | 2.08 | mg/L | 1.00 | 032106A | 03/21/06 | 11:55 |
| Sodium | SW 6010B | 765 | 20.8 | mg/L | 4.16 | 032106A | 03/21/06 | 15:08 |



This report applies only to the sample, or samples, investigated and is not necessarily indicative of the quality or condition of apparently identical or similar products. As a mutual protection to clients, the public, and these laboratories, this report is submitted and accepted for the exclusive use of the client to whom it is addressed and upon the condition that it is not to be used, in whole or in part, in any advertising or publicity matter without prior written authorization from these laboratories.

| SAMPLE ID: OW-02M-007 | | Time Collected: 13:52 | | | | LAB ID: 952756-3 | | |
|---|---|---|---|---|---|---|---|---|
| Parameter | Method | Reported Value | DF | Units | RL | Batch | Date Analyzed | Time Analyzed |
| Aluminum | SW 6010B | ND | 1.04 | mg/L | 0.0520 | 032206A | 03/22/06 | 11:33 |
| Antimony | SW 6020 | ND | 2.08 | mg/L | 0.0030 | 032206B | 03/22/06 | 15:26 |
| Arsenic | SW 6020 | ND | 2.08 | mg/L | 0.0050 | 032206B | 03/22/06 | 15:26 |
| Barium | SW 6010B | ND | 1.04 | mg/L | 0.300 | 032206A | 03/22/06 | 11:33 |
| Beryllium | SW 6020 | 0.0011 | 2.08 | mg/L | 0.0010 | 032306B | 03/23/06 | 15:12 |
| Cadmium | SW 6020 | ND | 2.08 | mg/L | 0.0020 | 032206B | 03/22/06 | 15:26 |
| Chromium | SW 6010B | 0.0065 | 1.04 | mg/L | 0.0010 | 031506B | 03/15/06 | 16:51 |
| Cobalt | SW 6020 | ND | 2.08 | mg/L | 0.0050 | 032206B | 03/22/06 | 15:26 |
| Copper | SW 6020 | ND | 2.08 | mg/L | 0.0100 | 032206B | 03/22/06 | 15:26 |
| Lead | SW 6020 | ND | 2.08 | mg/L | 0.0020 | 032206B | 03/22/06 | 15:26 |
| Magnesium | SW 6010B | 14.6 | 2.08 | mg/L | 1.00 | 032106A | 03/21/06 | 12:01 |
| Manganese | SW 6010B | ND | 1.04 | mg/L | 0.500 | 032206A | 03/22/06 | 11:33 |
| Mercury | SW 7470A | ND | 1.00 | mg/L | 0.00020 | 032206A | 03/22/06 | NA |
| Molybdenum | SW 6020 | 0.0081 | 2.08 | mg/L | 0.0050 | 032206B | 03/22/06 | 15:26 |
| Nickel | SW 6010B | ND | 1.04 | mg/L | 0.0200 | 032206A | 03/22/06 | 11:33 |
| Selenium | SW 6020 | ND | 2.08 | mg/L | 0.0050 | 032206B | 03/22/06 | 15:26 |
| Silver | SW 6020 | ND | 2.08 | mg/L | 0.0050 | 032206B | 03/22/06 | 15:26 |
| Thallium | SW 6020 | ND | 2.08 | mg/L | 0.0010 | 032206B | 03/22/06 | 15:26 |
| Vanadium | SW 6020 | 0.0158 | 2.08 | mg/L | 0.0050 | 032206B | 03/22/06 | 15:26 |
| Zinc | SW 6010B | ND | 1.04 | mg/L | 0.0200 | 032206A | 03/22/06 | 11:33 |
| Boron | SW 6010B | 1.30 | 1.04 | mg/L | 0.200 | 032206A | 03/22/06 | 11:33 |
| Calcium | SW 6010B | 181 | 20.8 | mg/L | 4.16 | 032106A | 03/21/06 | 15:13 |
| Iron | SW 6010B | ND | 1.04 | mg/L | 0.300 | 032206A | 03/22/06 | 11:33 |
| Potassium | SW 6010B | 23.3 | 2.08 | mg/L | 1.00 | 032106A | 03/21/06 | 12:01 |
| Sodium | SW 6010B | 818 | 20.8 | mg/L | 4.16 | 032106A | 03/21/06 | 15:13 |



This report applies only to the sample, or samples, investigated and is not necessarily indicative of the quality or condition of apparently identical or similar products. As a mutual protection to clients, the public, and these laboratories, this report is submitted and accepted for the exclusive use of the client to whom it is addressed and upon the condition that it is not to be used, in whole or in part, in any advertising or publicity matter without prior written authorization from these laboratories.

# TRUESDAIL LABORATORIES, INC.

*Report Continued*

| SAMPLE ID: OW-02D-007 | | Time Collected: 15:10 | | | | LAB ID: 952756-4 | | |
|---|---|---|---|---|---|---|---|---|
| Parameter | Method | Reported Value | DF | Units | RL | Batch | Date Analyzed | Time Analyzed |
| Aluminum | SW 6010B | ND | 1.04 | mg/L | 0.0520 | 032206A | 03/22/06 | 11:17 |
| Antimony | SW 6020 | ND | 2.08 | mg/L | 0.0030 | 032206B | 03/22/06 | 15:32 |
| Arsenic | SW 6020 | ND | 2.08 | mg/L | 0.0050 | 032206B | 03/22/06 | 15:32 |
| Barium | SW 6010B | ND | 1.04 | mg/L | 0.300 | 032206A | 03/22/06 | 11:17 |
| Beryllium | SW 6020 | 0.0013 | 2.08 | mg/L | 0.0010 | 032306B | 03/23/06 | 15:14 |
| Cadmium | SW 6020 | ND | 2.08 | mg/L | 0.0020 | 032206B | 03/22/06 | 15:32 |
| Chromium | SW 6010B | ND | 1.04 | mg/L | 0.0010 | 031506B | 03/15/06 | 15:10 |
| Cobalt | SW 6020 | ND | 2.08 | mg/L | 0.0050 | 032206B | 03/22/06 | 15:32 |
| Copper | SW 6020 | ND | 2.08 | mg/L | 0.0100 | 032206B | 03/22/06 | 15:32 |
| Lead | SW 6020 | ND | 2.08 | mg/L | 0.0020 | 032206B | 03/22/06 | 15:32 |
| Magnesium | SW 6010B | 16.8 | 2.08 | mg/L | 1.00 | 032106A | 03/21/06 | 13:17 |
| Manganese | SW 6010B | ND | 1.04 | mg/L | 0.500 | 032206A | 03/22/06 | 11:17 |
| Mercury | SW 7470A | ND | 1.00 | mg/L | 0.00020 | 032206A | 03/22/06 | NA |
| Molybdenum | SW 6020 | 0.0082 | 2.08 | mg/L | 0.0050 | 032206B | 03/22/06 | 15:32 |
| Nickel | SW 6010B | ND | 1.04 | mg/L | 0.0200 | 032206A | 03/22/06 | 11:17 |
| Selenium | SW 6020 | ND | 2.08 | mg/L | 0.0050 | 032206B | 03/22/06 | 15:32 |
| Silver | SW 6020 | ND | 2.08 | mg/L | 0.0050 | 032206B | 03/22/06 | 15:32 |
| Thallium | SW 6020 | ND | 2.08 | mg/L | 0.0010 | 032206B | 03/22/06 | 15:32 |
| Vanadium | SW 6020 | 0.0126 | 2.08 | mg/L | 0.0050 | 032206B | 03/22/06 | 15:32 |
| Zinc | SW 6010B | ND | 1.04 | mg/L | 0.0200 | 032206A | 03/22/06 | 11:17 |
| Boron | SW 6010B | 1.28 | 1.04 | mg/L | 0.200 | 032206A | 03/22/06 | 11:17 |
| Calcium | SW 6010B | 194 | 20.8 | mg/L | 4.16 | 032106A | 03/21/06 | 15:16 |
| Iron | SW 6010B | ND | 1.04 | mg/L | 0.300 | 032206A | 03/22/06 | 11:17 |
| Potassium | SW 6010B | 23.7 | 2.08 | mg/L | 1.00 | 032106A | 03/21/06 | 13:17 |
| Sodium | SW 6010B | 863 | 20.8 | mg/L | 4.16 | 032106A | 03/21/06 | 15:16 |

**ND**: Not detected,or below limit of detection.
**DF**: Dilution factor.

Respectfully submitted,
**TRUESDAIL LABORATORIES, INC.**

Mona Nassimi, Manager
Analytical Services



This report applies only to the sample, or samples, investigated and is not necessarily indicative of the quality or condition of apparently identical or similar products. As a mutual protection to clients, the public, and these laboratories, this report is submitted and accepted for the exclusive use of the client to whom it is addressed and upon the condition that it is not to be used, in whole or in part, in any advertising or publicity matter without prior written authorization from these laboratories.

**TRUESDAIL LABORATORIES, INC.**

INDEPENDENT TESTING, FORENSIC SCIENCE, AND ENVIRONMENTAL ANALYSES

*Established 1931*

14201 FRANKLIN AVENUE · TUSTIN, CALIFORNIA 92780-7008
(714) 730-6239 · FAX (714) 730-6462 · www.truesdail.com

**Client:** CH2M HILL
155 Grand Ave. Suite 1000
Oakland, CA 94612
**Attention:** George Ring
**Samples:** Five (5) Groundwater Samples
**Project Name:** PG&E Topock Project
**Project No.:** 332959.CM.FW.01
**P.O. No.:** 909745
**Investigation:** California Title 22, Section 26 Metals

**Laboratory No.: 952756**
**Reported:** March 28, 2006
**Collected:** March 14, 2006
**Received:** March 14, 2006

014

# Quality Control/Quality Assurance Report

| | | | | BLANK | | MRCCS | | | | MRCVS | | | |
|---|---|---|---|---|---|---|---|---|---|---|---|---|---|
| Parameter | Method | Batch | Units | Blank | RL | Observed Value | TRUE Value | % Rec | Control Limits | Observed Value | TRUE Value | % Rec | Control Limits % |
| Aluminum | SW 6010B | 032206A | mg/L | ND | 0.0500 | 4.94 | 5.00 | 98.8% | 90-110% | 5.03 | 5.00 | 101% | 90-110% |
| Antimony | SW 6020 | 032206B | mg/L | ND | 0.0030 | 0.0522 | 0.0500 | 104% | 90-110% | 0.0493 | 0.0500 | 98.6% | 90-110% |
| Arsenic | SW 6020 | 032206B | mg/L | ND | 0.0050 | 0.0478 | 0.0500 | 95.6% | 90-110% | 0.0486 | 0.0500 | 97.2% | 90-110% |
| Barium | SW 6010B | 032206A | mg/L | ND | 0.300 | 5.15 | 5.00 | 103% | 90-110% | 4.82 | 5.00 | 96.4% | 90-110% |
| Beryllium | SW 6020 | 032306B | mg/L | ND | 0.0010 | 0.0503 | 0.0500 | 101% | 90-110% | 0.0505 | 0.0500 | 101% | 90-110% |
| Cadmium | SW 6020 | 032206B | mg/L | ND | 0.0020 | 0.0521 | 0.0500 | 104% | 90-110% | 0.0498 | 0.0500 | 99.6% | 90-110% |
| Chromium | SW 6010B | 031506B | mg/L | ND | 0.0010 | 0.0106 | 0.0100 | 106% | 90-110% | 0.0108 | 0.0100 | 108% | 90-110% |
| Cobalt | SW 6020 | 032206B | mg/L | ND | 0.0050 | 0.0523 | 0.0500 | 105% | 90-110% | 0.0501 | 0.0500 | 100% | 90-110% |
| Copper | SW 6020 | 032206B | mg/L | ND | 0.0100 | 0.0497 | 0.0500 | 99.4% | 90-110% | 0.0481 | 0.0500 | 96.2% | 90-110% |
| Lead | SW 6020 | 032206B | mg/L | ND | 0.0020 | 0.0513 | 0.0500 | 103% | 90-110% | 0.0489 | 0.0500 | 97.8% | 90-110% |
| Magnesium | SW 6010B | 032106A | mg/L | ND | 1.00 | 10.8 | 10.0 | 108% | 90-110% | 10.5 | 10.0 | 105% | 90-110% |
| Manganese | SW 6010B | 032206A | mg/L | ND | 0.500 | 5.11 | 5.00 | 102% | 90-110% | 4.90 | 5.00 | 98.0% | 90-110% |
| Mercury | SW 7470A | 032206A | mg/L | ND | 0.00020 | 0.00104 | 0.00100 | 104% | 90-110% | 0.00109 | 0.00100 | 109% | 80-120% |
| Molybdenum | SW 6020 | 032206B | mg/L | ND | 0.0050 | 0.0486 | 0.0500 | 97.2% | 90-110% | 0.0470 | 0.0500 | 94.0% | 90-110% |
| Nickel | SW 6010B | 032206A | mg/L | ND | 0.0200 | 5.06 | 5.00 | 101% | 90-110% | 4.72 | 5.00 | 94.4% | 90-110% |
| Selenium | SW 6020 | 032206B | mg/L | ND | 0.0050 | 0.0518 | 0.0500 | 104% | 90-110% | 0.0503 | 0.0500 | 101% | 90-110% |
| Silver | SW 6020 | 032206B | mg/L | ND | 0.0050 | 0.0504 | 0.0500 | 101% | 90-110% | 0.0485 | 0.0500 | 97.0% | 90-110% |
| Thallium | SW 6020 | 032206B | mg/L | ND | 0.0010 | 0.0520 | 0.0500 | 104% | 90-110% | 0.0481 | 0.0500 | 96.2% | 90-110% |
| Vanadium | SW 6020 | 032206B | mg/L | ND | 0.0050 | 0.0491 | 0.0500 | 98.2% | 90-110% | 0.0481 | 0.0500 | 96.2% | 90-110% |
| Zinc | SW 6010B | 032206A | mg/L | ND | 0.0200 | 5.00 | 5.00 | 100% | 90-110% | 4.97 | 5.00 | 99.4% | 90-110% |
| Boron | SW 6010B | 032206A | mg/L | ND | 0.200 | 5.01 | 5.00 | 100% | 90-110% | 4.90 | 5.00 | 98.0% | 90-110% |
| Calcium | SW 6010B | 032106A | mg/L | ND | 1.00 | 9.92 | 10.0 | 99.2% | 90-110% | 10.4 | 10.0 | 104% | 90-110% |
| Iron | SW 6010B | 032206A | mg/L | ND | 0.300 | 4.98 | 5.00 | 99.6% | 90-110% | 4.74 | 5.00 | 94.8% | 90-110% |
| Potassium | SW 6010B | 032106A | mg/L | ND | 1.00 | 9.93 | 10.0 | 99.3% | 90-110% | 9.86 | 10.0 | 98.6% | 90-110% |
| Sodium | SW 6010B | 032106A | mg/L | ND | 1.00 | 9.16 | 10.0 | 91.6% | 90-110% | 9.60 | 10.0 | 96.0% | 90-110% |

This report applies only to the sample, or samples, investigated and is not necessarily indicative of the quality or condition of apparently identical or similar products. As a mutual protection to clients, the public, and these laboratories, this report is submitted and accepted for the exclusive use of the client to whom it is addressed and upon the condition that it is not to be used, in whole or in part, in any advertising or publicity matter without prior written authorization from these laboratories.

013

| | | | LABORATORY CONTROL SAMPLES | | | | SAMPLE DUPLICATES | | | | |
|---|---|---|---|---|---|---|---|---|---|---|---|
| **Parameter** | **Method** | **Units** | **LCS Obs.** | **LCS Theo.** | **% Rec.** | **Control Limits** | **SAMPLE ID** | **SAMPLE RESULT** | **DUP RESULT** | **% RPD** | **Precision Control Limits %** |
| Aluminum | SW 6010B | mg/L | 5.15 | 5.00 | 103% | 90-110% | 952802-1 | ND | ND | 0.00% | ≤20 |
| Antimony | SW 6020 | mg/L | 0.0507 | 0.0500 | 101% | 90-110% | 952802-1 | ND | ND | 0.00% | ≤20 |
| Arsenic | SW 6020 | mg/L | 0.0473 | 0.0500 | 94.6% | 90-110% | 952802-1 | ND | ND | 0.00% | ≤20 |
| Barium | SW 6010B | mg/L | 5.10 | 5.00 | 102% | 90-110% | 952802-1 | ND | ND | 0.00% | ≤20 |
| Beryllium | SW 6020 | mg/L | 0.0510 | 0.0500 | 102% | 90-110% | 952756-4 | 0.0013 | 0.0013 | 0.00% | ≤20 |
| Cadmium | SW 6020 | mg/L | 0.0535 | 0.0500 | 107% | 90-110% | 952802-1 | ND | ND | 0.00% | ≤20 |
| Chromium | SW 6010B | mg/L | 0.0103 | 0.0100 | 103% | 90-110% | 952698-6 | 0.0074 | 0.0073 | 1.36% | ≤20 |
| Cobalt | SW 6020 | mg/L | 0.0529 | 0.0500 | 106% | 90-110% | 952802-1 | ND | ND | 0.00% | ≤20 |
| Copper | SW 6020 | mg/L | 0.0500 | 0.0500 | 100% | 90-110% | 952802-1 | ND | ND | 0.00% | ≤20 |
| Lead | SW 6020 | mg/L | 0.0525 | 0.0500 | 105% | 90-110% | 952802-1 | ND | ND | 0.00% | ≤20 |
| Magnesium | SW 6010B | mg/L | 10.6 | 10.0 | 106% | 90-110% | 952802-5 | 5.06 | 5.19 | 2.54% | ≤20 |
| Manganese | SW 6010B | mg/L | 5.09 | 5.00 | 102% | 90-110% | 952802-1 | ND | ND | 0.00% | ≤20 |
| Mercury | SW 7470A | mg/L | 0.00099 | 0.00100 | 99.0% | 80-120% | 952756-2 | ND | ND | 0.00% | ≤20 |
| Molybdenum | SW 6020 | mg/L | 0.0516 | 0.0500 | 103% | 90-110% | 952802-1 | 0.0207 | 0.0208 | 0.48% | ≤20 |
| Nickel | SW 6010B | mg/L | 5.08 | 5.00 | 102% | 90-110% | 952802-1 | ND | ND | 0.00% | ≤20 |
| Selenium | SW 6020 | mg/L | 0.0459 | 0.0500 | 91.8% | 90-110% | 952802-1 | ND | ND | 0.00% | ≤20 |
| Silver | SW 6020 | mg/L | 0.0508 | 0.0500 | 102% | 90-110% | 952802-1 | ND | ND | 0.00% | ≤20 |
| Thallium | SW 6020 | mg/L | 0.0522 | 0.0500 | 104% | 90-110% | 952802-1 | ND | ND | 0.00% | ≤20 |
| Vanadium | SW 6020 | mg/L | 0.0487 | 0.0500 | 97.4% | 90-110% | 952802-1 | 0.0137 | 0.0137 | 0.0% | ≤20 |
| Zinc | SW 6010B | mg/L | 5.15 | 5.00 | 103% | 90-110% | 952802-1 | ND | ND | 0.00% | ≤20 |
| Boron | SW 6010B | mg/L | 5.01 | 5.00 | 100% | 90-110% | 952802-1 | 1.40 | 1.41 | 0.71% | ≤20 |
| Calcium | SW 6010B | mg/L | 9.84 | 10.0 | 98.4% | 90-110% | 952802-1 | 93.9 | 91.8 | 2.26% | ≤20 |
| Iron | SW 6010B | mg/L | 5.21 | 5.00 | 104% | 90-110% | 952802-1 | ND | ND | 0.00% | ≤20 |
| Potassium | SW 6010B | mg/L | 9.84 | 10.0 | 98.4% | 90-110% | 952802-5 | 8.73 | 8.62 | 1.27% | ≤20 |
| Sodium | SW 6010B | mg/L | 9.06 | 10.0 | 90.6% | 90-110% | 952802-1 | 861 | 842 | 2.23% | ≤20 |

This report applies only to the sample, or samples, investigated and is not necessarily indicative of the quality or condition of apparently identical or similar products. As a mutual protection to clients, the public, and these laboratories, this report is submitted and accepted for the exclusive use of the client to whom it is addressed and upon the condition that it is not to be used, in whole or in part, in any advertising or publicity matter without prior written authorization from these laboratories.

**MATRIX SPIKE**

| Sample ID | Parameter | Method | Units | Sample Result | DF | Spike Level | Total Amt. of Spike | Theo. Value | MS Obs. | % Rec. | Accuracy Control Limits % |
|---|---|---|---|---|---|---|---|---|---|---|---|
| 952802-1 | Aluminum | SW 6010B | mg/L | 0.00 | 1.04 | 2.50 | 2.60 | 2.60 | 2.80 | 108% | 75-125% |
| 952802-1 | Antimony | SW 6020 | mg/L | 0.00 | 2.08 | 0.0500 | 0.104 | 0.104 | 0.104 | 100% | 75-125% |
| 952802-1 | Arsenic | SW 6020 | mg/L | 0.00 | 2.08 | 0.0500 | 0.104 | 0.104 | 0.0949 | 91.3% | 75-125% |
| 952802-1 | Barium | SW 6010B | mg/L | 0.00 | 1.04 | 2.50 | 2.60 | 2.60 | 2.62 | 101% | 75-125% |
| 952756-2 | Beryllium | SW 6020 | mg/L | 0.0012 | 2.08 | 0.0500 | 0.104 | 0.105 | 0.0901 | 85.5% | 75-125% |
| 952802-1 | Cadmium | SW 6020 | mg/L | 0.00 | 2.08 | 0.0500 | 0.104 | 0.104 | 0.0992 | 95.4% | 75-125% |
| 952698-6 | Chromium | SW 6010B | mg/L | 0.0074 | 1.04 | 0.0100 | 0.0104 | 0.0178 | 0.0165 | 87.5% | 75-125% |
| 952802-1 | Cobalt | SW 6020 | mg/L | 0.00 | 2.08 | 0.0500 | 0.104 | 0.104 | 0.0976 | 93.8% | 75-125% |
| 952802-1 | Copper | SW 6020 | mg/L | 0.00 | 2.08 | 0.0500 | 0.104 | 0.104 | 0.0917 | 88.2% | 75-125% |
| 952802-1 | Lead | SW 6020 | mg/L | 0.00 | 2.08 | 0.0500 | 0.104 | 0.104 | 0.0947 | 91.1% | 75-125% |
| 952802-5 | Magnesium | SW 6010B | mg/L | 5.06 | 2.08 | 6.00 | 12.5 | 17.5 | 15.6 | 84.5% | 75-125% |
| 952802-1 | Manganese | SW 6010B | mg/L | 0.00 | 1.04 | 2.50 | 2.60 | 2.60 | 2.55 | 98.1% | 75-125% |
| 952756-1 | Mercury | SW 7470A | mg/L | 0.00 | 1.00 | 0.00100 | 0.00100 | 0.00100 | 0.00098 | 98.0% | 75-125% |
| 952802-1 | Molybdenum | SW 6020 | mg/L | 0.0207 | 2.08 | 0.0500 | 0.104 | 0.125 | 0.118 | 93.6% | 75-125% |
| 952802-1 | Nickel | SW 6010B | mg/L | 0.00 | 1.04 | 2.50 | 2.60 | 2.60 | 2.51 | 96.5% | 75-125% |
| 952802-1 | Selenium | SW 6020 | mg/L | 0.00 | 2.08 | 0.0500 | 0.104 | 0.104 | 0.0938 | 90.2% | 75-125% |
| 952802-1 | Silver | SW 6020 | mg/L | 0.00 | 2.08 | 0.0500 | 0.104 | 0.104 | 0.0920 | 88.5% | 75-125% |
| 952802-1 | Thallium | SW 6020 | mg/L | 0.00 | 2.08 | 0.0500 | 0.104 | 0.104 | 0.0989 | 95.1% | 75-125% |
| 952802-1 | Vanadium | SW 6020 | mg/L | 0.0137 | 2.08 | 0.0500 | 0.104 | 0.118 | 0.115 | 97.4% | 75-125% |
| 952802-1 | Zinc | SW 6010B | mg/L | 0.00 | 1.04 | 2.50 | 2.60 | 2.60 | 2.62 | 101% | 75-125% |
| 952802-1 | Boron | SW 6010B | mg/L | 1.40 | 1.04 | 2.50 | 2.60 | 4.00 | 4.12 | 105% | 75-125% |
| 952756-4 | Calcium | SW 6010B | mg/L | 194 | 20.8 | 10.0 | 208 | 402 | 393 | 95.7% | 75-125% |
| 952802-1 | Iron | SW 6010B | mg/L | 0.00 | 1.04 | 2.50 | 2.60 | 2.60 | 2.58 | 99.2% | 75-125% |
| 952802-5 | Potassium | SW 6010B | mg/L | 8.73 | 2.08 | 6.00 | 12.5 | 21.2 | 22.8 | 113% | 75-125% |
| 952756-4 | Sodium | SW 6010B | mg/L | 863 | 20.8 | 10.0 | 208 | 1071 | 1040 | 85.1% | 75-125% |

**ND:** Not detected, or below limit of detection.

**DF:** Dilution Factor

Respectfully submitted,
**TRUESDAIL LABORATORIES, INC.**

Mona Nassimi, Manager
Analytical Services



This report applies only to the sample, or samples, investigated and is not necessarily indicative of the quality or condition of apparently identical or similar products. As a mutual protection to clients, the public, and these laboratories, this report is submitted and accepted for the exclusive use of the client to whom it is addressed and upon the condition that it is not to be used, in whole or in part, in any advertising or publicity matter without prior written authorization from these laboratories.

TRUESDAIL LABORATORIES, INC.
14201 Franklin Avenue, Tustin, CA 92780-7008
(714)730-6239 FAX: (714) 730-6462
www.truesdail.com

# CHAIN OF CUSTODY RECORD

[2006-CMP-007] 952756

COC Number

TURNAROUND TIME 10 Days

DATE 3/14/06 PAGE 1 OF 1

COMPANY CH2M HILL

PROJECT NAME PG&E Topock

PHONE (510) 251-2888 FAX (510) 622-7086

ADDRESS 155 Grand Ave Ste 1000
Oakland, CA 94612

P.O. NUMBER 332959.CM.FW.01

SAMPLERS (SIGNATURE

Rec'd 03/14/06
by 952756

| | SAMPLE I.D. | DATE | TIME | DESCRIPTION | CR6 (7199) Lab Filtered | Diss Metals (6010B) Field Filtered Title 22 B,Ca,Mo,K,Na,Mn,Fe | | | | | | | | | | | NUMBER OF CONTAINERS | COMMENTS |
|---|---|---|---|---|---|---|---|---|---|---|---|---|---|---|---|---|---|---|
| 1 | OW-01D-007 | 3/14/06 | 1212 | GW | X | X | | | | | | | | | | | 2 | |
| 2 | OW-01M-007 | 3/14/06 | 1250 | GW | X | X | | | | | | | | | | | 2 | |
| 3 | OW-02M-007 | 3/14/06 | 1352 | GW | X | X | | | | | | | | | | | 2 | |
| 4 | OW-02D-007 | 3/14/06 | 1510 | GW | X | X | | | | | | | | | | | 2 | pH=2 |
| 5 | EB-CMP-007-01 | 3/14/06 | 1517 | GW | X | X (6) | | | | | | | | | | | 1 | |

ALERT!! Level III QC

## CHAIN OF CUSTODY SIGNATURE RECORD

| | Printed Name | Company/ Agency | Date/ Time |
|---|---|---|---|
| Signature (Relinquished) | Allen Eilerman | CH2M HILL | 3/14/06 1525 |
| Signature (Received) | Miguel L. | EXECUTIVE | 3/14/06 1525 |
| Signature (Relinquished) | Miguel L. | EXECUTIVE | 3/14/06 2015 |
| Signature (Received) L. Shakeen | L. Shakeen | TL | 3/14/06 20:15 |
| Signature (Relinquished) | | | |
| Signature (Received) | | | |

SAMPLE CONDITIONS

RECEIVED COOL ☐ WARM ☐ °F

CUSTODY SEALED YES ☐ NO ☐

SPECIAL REQUIREMENTS

For Sample Conditions See Form Attached

TRUESDAIL LABORATORIES, INC.

# Sample Integrity & Analysis Discrepancy Form

**Client:** CH2M HILL **Lab #** 952756

**Date Delivered** 03/14/06 **Time:** 20:15 **By:** ☐Mail ☐Field Service ☑Client

| | | | | |
|---|---|---|---|---|
| 1. | Was a Chain of Custody received and signed? | ☑Yes | ☐No | ☐N/A |
| 2. | Does Customer require an acknowledgement of the COC? | ☐Yes | ☐No | ☑N/A |
| 3. | Are there any special requirements or notes on the COC? | ☐Yes | ☐No | ☑N/A |
| 4. | If a letter was sent with the COC, does it match the COC? | ☐Yes | ☐No | ☑N/A |
| 5. | Were all requested analyses understood and acceptable? | ☑Yes | ☐No | ☐N/A |
| 6. | Were samples received in a chilled condition? ALERT!! Level III QC<br>Temperature (if yes)? 8 °C 4.5C 4/5/06 | ☑Yes | ☐No | ☐N/A |
| 7. | Were samples received intact (i.e. broken bottles, leaks, air bubbles, etc..)? | ☑Yes | ☐No | ☐N/A |
| 8. | Were sample custody seals intact? | ☐Yes | ☐No | ☑N/A |
| 9. | Does the number of samples received agree with COC? | ☑Yes | ☐No | ☐N/A |
| 10. | Did sample labels correspond with the client ID's? | ☑Yes | ☐No | ☐N/A |
| 11. | Did sample labels indicate proper preservation?<br>Preserved (if yes) by: ☑Truesdail ☑Client | ☑Yes | ☐No | ☐N/A |
| 12. | Were samples pH checked? pH = see C.O.C. | ☑Yes | ☐No | ☐N/A |
| 13. | Were all analyses within holding time at time of receipt?<br>If not, notify Project Manager. | ☑Yes | ☐No | ☐N/A |
| 14. | Have Project due dates been checked and accepted?<br>Turn Around Time (TAT): ☐ RUSH ☑ Std | ☑Yes | ☐No | ☐N/A |

15. **Sample Matrix:** ☐Liquid ☐Drinking Water ☑Ground Water ☐Waste Water ☐Sludge ☐Soil ☐Wipe ☐Paint ☐Solid ☐Other _____

16. Comments: _____

17. Sample Check-In completed by **Truesdail** Log-In/Receiving: L. Shakespeare

C:\My Documents\Disscrp Form Blank.doc

RECEIVED
APR 04 2006
CH2M HILL
REDDING

# TABLE OF CONTENTS

**CLIENT:** **CH2M HILL**

**PROJECT:** **PG&E'S TOPOCK GAS COMPRESSOR STAT**

**SDG:** **06C150**


| SECTION | | PAGE |
|---|---|---|
| Cover Letter, COC/Sample Receipt Form | | 1000 – 1004 |
| GC/MS-VOA | ** | 2000 – |
| GC/MS-SVOA | ** | 3000 – |
| GC-VOA | ** | 4000 – |
| GC-SVOA | ** | 5000 – |
| HPLC | ** | 6000 – |
| METALS | ** | 7000 – |
| WET | METHOD 300.0 | 8000 – 8069 |
| | METHOD 150.1 | 8070 – 8075 |
| | METHOD 160.1 | 8076 – 8080 |
| | METHOD 180.1 | 8081 – 8089 |
| | METHOD 310.1 | 8090 – 8103 |
| | METHOD E350.2 | 8104 – 8111 |
| | METHOD E353.3 | 8112 – 8117 |
| | METHOD E120.1 | 8118 – 8121 |
| OTHERS | ** | 9000 – |


** - Not Requested

EMAX
LABORATORIES, INC.
1835 W. 205th Street
Torrance, CA 90501
Tel: (310) 618-8889
Fax:(310) 618-0818

Date: 04-03-2006
EMAX Batch No.: 06C150

Attn: Shawn Duffy

CH2M HILL
155 Grand, Suite 1000
Oakland CA 94604

Subject: Laboratory Report
Project: PG&E's Topock Gas Compressor Stat

---

Enclosed is the Laboratory report for samples received on 03/17/06.
The data reported include :

| Sample ID | Control # | Col Date | Matrix | Analysis |
|---|---|---|---|---|
| OW-05D-007 | C150-01 | 03/15/06 | WATER | ANIONS BY IC<br>AMMONIA-N<br>ALKALINITY<br>SOLIDS TOTAL DISSOLVED<br>PH<br>SPECIFIC CONDUCTANCE<br>NITRATE/NITRITE-N<br>TURBIDITY |
| OW-05M-007 | C150-02 | 03/15/06 | WATER | ANIONS BY IC<br>AMMONIA-N<br>ALKALINITY<br>SOLIDS TOTAL DISSOLVED<br>PH<br>SPECIFIC CONDUCTANCE<br>NITRATE/NITRITE-N<br>TURBIDITY |
| OW-05S-007 | C150-03 | 03/15/06 | WATER | ANIONS BY IC<br>AMMONIA-N<br>ALKALINITY |

| Sample ID | Control # | Col Date | Matrix | Analysis |
|---|---|---|---|---|
| | | | | SOLIDS TOTAL DISSOLVED |
| | | | | PH |
| | | | | SPECIFIC CONDUCTANCE |
| | | | | NITRATE/NITRITE-N |
| | | | | TURBIDITY |
| OW-02S-007 | C150-04 | 03/15/06 | WATER | ANIONS BY IC |
| | | | | AMMONIA-N |
| | | | | ALKALINITY |
| | | | | SOLIDS TOTAL DISSOLVED |
| | | | | PH |
| | | | | SPECIFIC CONDUCTANCE |
| | | | | NITRATE/NITRITE-N |
| | | | | TURBIDITY |
| MW-90-007 | C150-05 | 03/15/06 | WATER | ANIONS BY IC |
| | | | | AMMONIA-N |
| | | | | ALKALINITY |
| | | | | SOLIDS TOTAL DISSOLVED |
| | | | | PH |
| | | | | SPECIFIC CONDUCTANCE |
| | | | | NITRATE/NITRITE-N |
| | | | | TURBIDITY |
| OW-01S-007 | C150-06 | 03/15/06 | WATER | ANIONS BY IC |
| | | | | AMMONIA-N |
| | | | | ALKALINITY |
| | | | | SOLIDS TOTAL DISSOLVED |
| | | | | PH |
| | | | | SPECIFIC CONDUCTANCE |
| | | | | NITRATE/NITRITE-N |
| | | | | TURBIDITY |

The results are summarized on the following pages.

Please feel free to call if you have any questions concerning these results.

Sincerely yours,

Kam Y. Pang, Ph.D.
Laboratory Director

06C150

EMAX Laboratories, Inc.
1835 W. 205th Street, Torrance, CA 90501
Tel: (310) 618 8889 Ext. 119 Fax: (310) 618 0818
Joe Kelbley jkelbley@emaxlabs.com

# CHAIN OF CUSTODY RECORD

[2006-CMP-007]

COC Number

TURNAROUND TIME 12 Days

DATE 3/15/06 PAGE 1 OF 1

COMPANY CH2M HILL

PROJECT NAME PG&E Topock GWM

PHONE (510) 251-2888 FAX (510) 622-7086

ADDRESS 155 Grand Ave Ste 1000
Oakland, CA 94612

P.O. NUMBER 332959.CM.FW.01 TEAM 1

SAMPLERS (SIGNATURE

| | SAMPLE I.D. | DATE | TIME | DESCRIPTION | Specific Conductance (120.1) | pH (150.1) | TDS (160.1) | Alkalinity (310.1) | Anions (300) Chloride,Fluoride,Sulfate | Nitrate/Nitrite (E353.3) | Ammonia (350.2) | Turbidity (180.1) | NUMBER OF CONTAINERS | COMMENTS |
|---|---|---|---|---|---|---|---|---|---|---|---|---|---|---|
| 1 | OW-05D-007 | 3/15/06 | 0932 | Grab | X | X | X | X | X | X | X | X | 2 | |
| 2 | OW-05M-007 | 3/15/06 | 1015 | Grab | X | X | X | X | X | X | X | X | 2 | |
| 3 | OW-05S-007 | 3/15/06 | 1048 | Grab | X | X | X | X | X | X | X | X | 2 | |
| 4 | OW-02S-007 | 3/15/06 | 1240 | Grab | X | X | X | X | X | X | X | X | 2 | |
| 5 | MW-90-007 | 3/15/06 | 1300 | Grab | X | X | X | X | X | X | X | X | 2 | |
| 6 | OW-01S-007 | 3/15/06 | 1406 | Grab | X | X | X | X | X | X | X | X | 2 | |

## CHAIN OF CUSTODY SIGNATURE RECORD

| | Printed Name | Company/ Agency | Date/ Time |
|---|---|---|---|
| Signature (Relinquished) | Alma Ericksen | CH2M HILL | 3/15/06 1500 |
| Signature (Received) M. Lagunas | MIGUEL L. | EXECUTIVE | 3/15/06 1530 |
| Signature (Relinquished) M. Lagunas | MIGUEL L. | EXECUTIVE | 3/15/06 2030 |
| Signature (Received) J Brown | J Brown | TLI | 3/15/06 2040 |
| Signature (Relinquished) J Brown | J Brown | TLI | 3/16/06 9:43 |
| Signature (Received) Phil Hatcher | Phil Hatcher | EMAX | 3/16/06 945 |

Phil Hatcher 3.16.06 1600

SAMPLE CONDITIONS

RECEIVED COOL ☐ WARM ☐ °F

CUSTODY SEALED YES ☐ NO ☐

SPECIAL REQUIREMENTS:

1532

# SAMPLE RECEIPT FORM 1

| Type of Delivery | Delivered By/Airbill | | |
|---|---|---|---|
| ☑ EMAX Courier | See COC | ECN | 06660 |
| ☐ Client Delivery | | Recepient | J. Lump |
| ☐ Third Party | | Date | 3-16-06 |
| | | Time | 1600 |

## COC Inspection

| | | | |
|---|---|---|---|
| ☑ Client Name | ☑ Sampler Name | ☑ Sampling Date/Time/Location | |
| ☑ Address | ☐ Courier Signature/Date/Time | ☐ Analysis Required | |
| ☑ Client PM/FC | ☑ TAT | ☐ Matrix | |
| ☑ Tel #/Fax # | ☐ Sample ID | ☐ Preservative (if any) | |
| Safety Issues | ☐ None | ☐ High Concentrations expected | ☐ Superfund Site Samples |
| Comments: | ☐ Rad Screening Required | | |

## Packaging Inspection

| | | | | |
|---|---|---|---|---|
| Container | ☑ Cooler | ☐ Box | ☐ | ☐ |
| Condition | ☐ Custody Seal | ☐ Intact | ☐ Damaged | ☐ |
| Packaging | ☑ Bubble Pack | ☐ Styrofoam | ☐ Sufficient | ☐ |
| Temperatures | ☑ Cooler 1 2.2°C | ☑ Cooler 2 2.8°C | ☐ Cooler 3 _____ | ☐ Cooler 4 _____ |
| | ☐ Cooler 5 _____ | ☐ Cooler 6 _____ | ☐ Cooler 7 _____ | ☐ Cooler 8 _____ |
| | ☐ Cooler 9 _____ | ☐ Cooler 10 _____ | ☐ Cooler 11 _____ | ☐ Cooler 12 _____ |

Comments:

| LSCID | Client ID | Discrepancy | Corrective Action |
|---|---|---|---|
| | | Sample #1, #2 were not received - | Received on 3/17/06 @ 18:30. |
| | | | |
| | | | |
| | | | |
| | | | |
| | | | |
| | | | |
| | | | |
| | | | |
| | | | |
| | | | |
| | | | |

LSCID : Lab Sample Container ID

REVIEWS

Sample Labeling _____ Date 3-16-06

SRF _____ Date 3/17/06

PM _____ Date 3/18/06

## REPORTING CONVENTIONS

### DATA QUALIFIERS:

| Lab Qualifier | AFCEE Qualifier | Description |
|---|---|---|
| J | F | Indicates that the analyte is positively identified and the result is less than RL but greater than MDL. |
| N | | Indicates presumptive evidence of a compound. |
| B | B | Indicates that the analyte is found in the associated method blank as well as in the sample at above QC level. |
| E | J | Indicates that the result is above the maximum calibration range. |
| * | * | Out of QC limit. |

**Note: The above qualifiers are used to flag the results unless the project requires a different set of qualification criteria.**

### ACRONYMS AND ABBREVIATIONS:

| | |
|---|---|
| CRDL | Contract Required Detection Limit |
| RL | Reporting Limit |
| MRL | Method Reporting Limit |
| PQL | Practical Quantitation Limit |
| MDL | Method Detection Limit |
| DO | Diluted out |

### DATES

The date and time information for leaching and preparation reflect the beginning date and time of the procedure unless the method, protocol, or project specifically requires otherwise.

LABORATORY REPORT FOR

CH2M HILL

PG&E'S TOPOCK GAS COMPRESSOR STAT

WET CHEMICAL ANALYSES

SDG#: 06C150

## CASE NARRATIVE

CLIENT: **CH2M HILL**

PROJECT: **PG&E'S TOPOCK GAS COMPRESSOR STAT**

SDG: **06C150**

## METHOD 300.0
## ANIONS

Six (6) water samples were received on 03/16/06 and 03/17/06 for Anions analyses by method 300.0 in accordance with "Method for Determination of Inorganic Anions by Ion Chromatography", EPA 600/84-017.

1. **Holding Time**

   Analyses met holding time criteria.

2. **Method Blank**

   Method blanks were free of contamination at the reporting limit.

3. **Lab Control Sample/Lab Control Sample Duplicate**

   Lab control results were within QC limits.

4. **Duplicate**

   Duplicate sample was not designated in this SDG.

5. **Matrix Spike**

   MS sample was not designated in this SDG.

6. **Sample Analysis**

   Samples were analyzed according to the prescribed QC procedures. All criteria were met.

# SAMPLE RESULTS

METHOD 300.0
CHLORIDE

Client : CH2M HILL
Project : PG&E'S TOPOCK GAS COMPRESSOR STAT
Batch No. : 06C150

Matrix : WATER
Instrument ID : 100

| SAMPLE ID | EMAX SAMPLE ID | RESULTS (mg/L) | DLF | MOIST | RL (mg/L) | MDL (mg/L) | Analysis DATETIME | Extraction DATETIME | LFID | CAL REF | PREP BATCH | Collection DATETIME | Received DATETIME |
|---|---|---|---|---|---|---|---|---|---|---|---|---|---|
| MBLK1W | ICC046WB | ND | 1 | NA | .5 | .1 | 03/28/0615:11 | NA | AC28-03 | AC28-01 | ICC046W | NA | NA |
| LCS1W | ICC046WL | 4.63 | 1 | NA | .5 | .1 | 03/28/0615:29 | NA | AC28-04 | AC28-01 | ICC046W | NA | NA |
| LCD1W | ICC046WC | 4.64 | 1 | NA | .5 | .1 | 03/28/0615:46 | NA | AC28-05 | AC28-01 | ICC046W | NA | NA |
| OW-05D-007 | C150-01 | 1970 | 500 | NA | 250 | 50 | 03/28/0619:35 | NA | AC28-18 | AC28-13 | ICC046W | 03/15/06 | 03/17/06 |
| OW-05M-007 | C150-02 | 2600 | 500 | NA | 250 | 50 | 03/28/0619:52 | NA | AC28-19 | AC28-13 | ICC046W | 03/15/06 | 03/17/06 |
| OW-05S-007 | C150-03 | 371 | 100 | NA | 50 | 10 | 03/28/0620:10 | NA | AC28-20 | AC28-13 | ICC046W | 03/15/06 | 03/16/06 |
| OW-02S-007 | C150-04 | 385 | 100 | NA | 50 | 10 | 03/28/0620:27 | NA | AC28-21 | AC28-13 | ICC046W | 03/15/06 | 03/16/06 |
| MW-90-007 | C150-05 | 403 | 100 | NA | 50 | 10 | 03/28/0620:45 | NA | AC28-22 | AC28-13 | ICC046W | 03/15/06 | 03/16/06 |
| OW-01S-007 | C150-06 | 571 | 100 | NA | 50 | 10 | 03/28/0621:02 | NA | AC28-23 | AC28-13 | ICC046W | 03/15/06 | 03/16/06 |

8960

METHOD 300.0
FLUORIDE

Client : CH2M HILL
Project : PG&E'S TOPOCK GAS COMPRESSOR STAT
Batch No. : 06C150

Matrix : WATER
Instrument ID : 100

| SAMPLE ID | EMAX SAMPLE ID | RESULTS (mg/L) | DLF | MOIST | RL (mg/L) | MDL (mg/L) | Analysis DATETIME | Extraction DATETIME | LFID | CAL REF | PREP BATCH | Collection DATETIME | Received DATETIME |
|---|---|---|---|---|---|---|---|---|---|---|---|---|---|
| MBLK1W | ICC040WB | ND | 1 | NA | .5 | .05 | 03/24/0614:07 | NA | AC25-04 | AC25-02 | ICC040W | NA | NA |
| LCS1W | ICC040WL | 1.8 | 1 | NA | .5 | .05 | 03/24/0614:25 | NA | AC25-05 | AC25-02 | ICC040W | NA | NA |
| LCD1W | ICC040WC | 1.85 | 1 | NA | .5 | .05 | 03/24/0614:42 | NA | AC25-06 | AC25-02 | ICC040W | NA | NA |
| OW-05D-007 | C150-01 | 1.49 | 1 | NA | .5 | .05 | 03/24/0617:26 | NA | AC25-12 | AC25-02 | ICC040W | 03/15/06 | 03/17/06 |
| OW-05M-007 | C150-02 | 1.35 | 1 | NA | .5 | .05 | 03/24/0618:41 | NA | AC25-16 | AC25-14 | ICC040W | 03/15/06 | 03/17/06 |
| OW-05S-007 | C150-03 | 2.25 | 1 | NA | .5 | .05 | 03/24/0618:58 | NA | AC25-17 | AC25-14 | ICC040W | 03/15/06 | 03/16/06 |
| OW-02S-007 | C150-04 | 4.38 | 1 | NA | .5 | .05 | 03/24/0619:16 | NA | AC25-18 | AC25-14 | ICC040W | 03/15/06 | 03/16/06 |
| MW-90-007 | C150-05 | 4.17 | 1 | NA | .5 | .05 | 03/24/0619:34 | NA | AC25-19 | AC25-14 | ICC040W | 03/15/06 | 03/16/06 |
| OW-01S-007 | C150-06 | 2.17 | 1 | NA | .5 | .05 | 03/24/0619:51 | NA | AC25-20 | AC25-14 | ICC040W | 03/15/06 | 03/16/06 |

METHOD 300.0
SULFATE

Client : CH2M HILL
Project : PG&E'S TOPOCK GAS COMPRESSOR STAT
Batch No. : 06C150

Matrix : WATER
Instrument ID : 100

| SAMPLE ID | EMAX SAMPLE ID | RESULTS (mg/L) | DLF | MOIST | RL (mg/L) | MDL (mg/L) | Analysis DATETIME | Extraction DATETIME | LFID | CAL REF | PREP BATCH | Collection DATETIME | Received DATETIME |
|---|---|---|---|---|---|---|---|---|---|---|---|---|---|
| MBLK1W | ICC046WB | ND | 1 | NA | .5 | .25 | 03/28/0615:11 | NA | AC28-03 | AC28-01 | ICC046W | NA | NA |
| LCS1W | ICC046WL | 4.57 | 1 | NA | .5 | .25 | 03/28/0615:29 | NA | AC28-04 | AC28-01 | ICC046W | NA | NA |
| LCD1W | ICC046WC | 4.57 | 1 | NA | .5 | .25 | 03/28/0615:46 | NA | AC28-05 | AC28-01 | ICC046W | NA | NA |
| OW-05D-007 | C150-01 | 510 | 500 | NA | 250 | 125 | 03/28/0619:35 | NA | AC28-18 | AC28-13 | ICC046W | 03/15/06 | 03/17/06 |
| OW-05M-007 | C150-02 | 455 | 500 | NA | 250 | 125 | 03/28/0619:52 | NA | AC28-19 | AC28-13 | ICC046W | 03/15/06 | 03/17/06 |
| OW-05S-007 | C150-03 | 112 | 100 | NA | 50 | 25 | 03/28/0620:10 | NA | AC28-20 | AC28-13 | ICC046W | 03/15/06 | 03/16/06 |
| OW-02S-007 | C150-04 | 131 | 100 | NA | 50 | 25 | 03/28/0620:27 | NA | AC28-21 | AC28-13 | ICC046W | 03/15/06 | 03/16/06 |
| MW-90-007 | C150-05 | 134 | 100 | NA | 50 | 25 | 03/28/0620:45 | NA | AC28-22 | AC28-13 | ICC046W | 03/15/06 | 03/16/06 |
| OW-01S-007 | C150-06 | 130 | 100 | NA | 50 | 25 | 03/28/0621:02 | NA | AC28-23 | AC28-13 | ICC046W | 03/15/06 | 03/16/06 |

## CASE NARRATIVE

**CLIENT:** CH2M HILL

**PROJECT:** PG&E'S TOPOCK GAS COMPRESSOR STAT

**SDG:** 06C150

### METHOD 150.1
### pH

Six (6) water samples were received on 03/16/06 and 03/17/06 for pH analysis by Method 150.1 in accordance with "Method for Chemical Analysis of Water and Wastewater", EPA 600/4-79-020 (1983).

1. **Holding Time**

   Analysis met holding time criteria.

2. **Duplicate**

   Samples C150-06 and C150-02 were analyzed for duplicate. %RPD were within QC limit.

3. **Sample Analysis**

   Sample was analyzed according to the prescribed QC procedures. All criteria were met.

METHOD 150.1

PH

Client : CH2M HILL

Project : PG&E'S TOPOCK GAS COMPRESSOR STAT

Batch No. : 06C150

Matrix : WATER

Instrument ID : I53

| SAMPLE ID | EMAX SAMPLE ID | RESULTS (pHUnit) | DLF | MOIST | RL (pHUnit) | MDL (pHUnit) | Analysis DATETIME | Extraction DATETIME | LFID | CAL REF | PREP BATCH | Collection DATETIME | Received DATETIME |
|---|---|---|---|---|---|---|---|---|---|---|---|---|---|
| OW-05S-007 | C150-03 | 8.14 | 1 | NA | NA | NA | 03/16/0617:59 | NA | PHC009W-08 | NA | PHC009W | 03/15/06 | 03/16/06 |
| OW-02S-007 | C150-04 | 7.87 | 1 | NA | NA | NA | 03/16/0618:01 | NA | PHC009W-09 | NA | PHC009W | 03/15/06 | 03/16/06 |
| MW-90-007 | C150-05 | 7.92 | 1 | NA | NA | NA | 03/16/0618:03 | NA | PHC009W-10 | NA | PHC009W | 03/15/06 | 03/16/06 |
| OW-01S-007 | C150-06 | 7.79 | 1 | NA | NA | NA | 03/16/0618:05 | NA | PHC009W-11 | NA | PHC009W | 03/15/06 | 03/16/06 |
| OW-01S-007DUP | C150-06D | 7.78 | 1 | NA | NA | NA | 03/16/0618:07 | NA | PHC009W-12 | NA | PHC009W | 03/15/06 | 03/16/06 |
| OW-05D-007 | C150-01 | 7.81 | 1 | NA | NA | NA | 03/17/0615:02 | NA | PHC010W-02 | NA | PHC010W | 03/15/06 | 03/17/06 |
| OW-05M-007 | C150-02 | 7.78 | 1 | NA | NA | NA | 03/17/0615:04 | NA | PHC010W-03 | NA | PHC010W | 03/15/06 | 03/17/06 |
| OW-05M-007DUP | C150-02D | 7.79 | 1 | NA | NA | NA | 03/17/0615:06 | NA | PHC010W-04 | NA | PHC010W | 03/15/06 | 03/17/06 |

## CASE NARRATIVE

**CLIENT:** CH2M HILL

**PROJECT:** PG&E'S TOPOCK GAS COMPRESSOR STAT

**SDG:** 06C150

## METHOD 160.1
## TOTAL DISSOLVED SOLIDS

Six (6) water samples were received on 03/16/06 and 03/17/06 for Total Dissolved Solids analysis by Method 160.1 in accordance with "Method for Chemical Analysis of Water and Wastewater", EPA 600/4-79-020 (1983).

1. **Holding Time**

   Analysis met holding time criteria.

2. **Method Blank**

   Method blank was free of contamination at the reporting limit.

3. **Lab Control Sample/Lab Control Sample Duplicate**

   Lab control results were within QC limit.

4. **Duplicate**

   Duplicate sample was not designated in this SDG.

5. **Sample Analysis**

   Samples were analyzed according to the prescribed QC procedures. All criteria were met.

METHOD 160.1

TOTAL DISSOLVED SOLIDS

Client : CH2M HILL

Project : PG&E'S TOPOCK GAS COMPRESSOR STAT

Batch No. : 06C150

Matrix : WATER

Instrument ID : NA

| SAMPLE ID | EMAX SAMPLE ID | RESULTS (mg/L) | DLF | MOIST | RL (mg/L) | MDL (mg/L) | Analysis DATETIME | Extraction DATETIME | LFID | CAL REF | PREP BATCH | Collection DATETIME | Received DATETIME |
|---|---|---|---|---|---|---|---|---|---|---|---|---|---|
| MBLK1W | TDC005W8 | ND | 1 | NA | 10 | 5 | 03/21/0617:06 | NA | TDC005W-01 | NA | TDC005W | NA | NA |
| LCS1W | TDC005WL | 505 | 1 | NA | 10 | 5 | 03/21/0617:06 | NA | TDC005W-02 | NA | TDC005W | NA | NA |
| LCD1W | TDC005WC | 520 | 1 | NA | 10 | 5 | 03/21/0617:07 | NA | TDC005W-03 | NA | TDC005W | NA | NA |
| OW-05D-007 | C150-01 | 4440 | 1 | NA | 10 | 5 | 03/21/0617:08 | NA | TDC005W-08 | NA | TDC005W | 03/15/06 | 03/17/06 |
| OW-05M-007 | C150-02 | 5600 | 1 | NA | 10 | 5 | 03/21/0617:08 | NA | TDC005W-09 | NA | TDC005W | 03/15/06 | 03/17/06 |
| OW-05S-007 | C150-03 | 1010 | 1 | NA | 10 | 5 | 03/21/0617:08 | NA | TDC005W-10 | NA | TDC005W | 03/15/06 | 03/16/06 |
| OW-02S-007 | C150-04 | 1090 | 1 | NA | 10 | 5 | 03/21/0617:08 | NA | TDC005W-11 | NA | TDC005W | 03/15/06 | 03/16/06 |
| MW-90-007 | C150-05 | 1070 | 1 | NA | 10 | 5 | 03/21/0617:09 | NA | TDC005W-12 | NA | TDC005W | 03/15/06 | 03/16/06 |
| OW-01S-007 | C150-06 | 1490 | 1 | NA | 10 | 5 | 03/21/0617:09 | NA | TDC005W-13 | NA | TDC005W | 03/15/06 | 03/16/06 |

## CASE NARRATIVE

**CLIENT:** CH2M HILL

**PROJECT:** PG&E'S TOPOCK GAS COMPRESSOR STAT

**SDG:** 06C150

### METHOD 180.1
### TURBIDITY

Six (6) water samples were received on 03/16/06 and 03/17/06 for Turbidity analysis by Method 180.1 in accordance with "Method for Chemical Analysis of Water and Wastewater", EPA 600/4-79-020 (1983).

1. **Holding Time**

   Analysis met holding time criteria, except C150-01 and C150-02 were received out of the holding time.

2. **Method Blank**

   Method blanks were free of contamination at the reporting limit.

3. **Lab Control Sample/Lab Control Sample Duplicate**

   Lab control results were within QC limit.

4. **Duplicate**

   Sample C150-02 and C150-05 were analyzed for duplicate. %RPD were within QC limit.

5. **Sample Analysis**

   Sample analyses were performed within the QC requirements. All criteria were met except as aforementioned. Samples C150-01 and C150-02 were proceeded with the analysis as per client's instruction.

METHOD 180.1

TURBIDITY

Client : CH2M HILL

Project : PG&E'S TOPOCK GAS COMPRESSOR STAT

Batch No. : 06C150

Matrix : WATER

Instrument ID : 130

| SAMPLE ID | EMAX SAMPLE ID | RESULTS (NTU) | DLF | MOIST | RL (NTU) | MDL (NTU) | Analysis DATETIME | Extraction DATETIME | LFID | CAL REF | PREP BATCH | Collection DATETIME | Received DATETIME |
|---|---|---|---|---|---|---|---|---|---|---|---|---|---|
| MBLK1W | TUC013WB | ND | 1 | NA | 1 | .1 | 03/17/0609:08 | NA | TUC013W-09 | TUC013W-07 | TUC013W | NA | NA |
| LCS1W | TUC013WL | 2.16 | 1 | NA | 1 | .1 | 03/17/0609:09 | NA | TUC013W-10 | TUC013W-07 | TUC013W | NA | NA |
| OW-05S-007 | C150-03 | 1.13 | 1 | NA | 1 | .1 | 03/17/0609:10 | NA | TUC013W-11 | TUC013W-07 | TUC013W | 03/15/06 | 03/16/06 |
| OW-02S-007 | C150-04 | ND | 1 | NA | 1 | .1 | 03/17/0609:11 | NA | TUC013W-12 | TUC013W-07 | TUC013W | 03/15/06 | 03/16/06 |
| MW-90-007 | C150-05 | 1.22 | 1 | NA | 1 | .1 | 03/17/0609:12 | NA | TUC013W-13 | TUC013W-07 | TUC013W | 03/15/06 | 03/16/06 |
| MW-90-007DUP | C150-05D | 1.30 | 1 | NA | 1 | .1 | 03/17/0609:13 | NA | TUC013W-14 | TUC013W-07 | TUC013W | 03/15/06 | 03/16/06 |
| OW-01S-007 | C150-06R | 29.9 | 2 | NA | 2 | .2 | 03/17/0609:21 | NA | TUC013W-18 | TUC013W-15 | TUC013W | 03/15/06 | 03/16/06 |
| MBLK2W | TUC016WB | ND | 1 | NA | 1 | .1 | 03/24/0612:38 | NA | TUC016W-09 | TUC016W-07 | TUC016W | NA | NA |
| LCS2W | TUC016WL | 2.15 | 1 | NA | 1 | .1 | 03/24/0612:39 | NA | TUC016W-10 | TUC016W-07 | TUC016W | NA | NA |
| OW-05D-007 | C150-01 | ND | 1 | NA | 1 | .1 | 03/24/0612:40 | NA | TUC016W-11 | TUC016W-07 | TUC016W | 03/15/06 | 03/17/06 |
| OW-05M-007 | C150-02 | 1.30 | 1 | NA | 1 | .1 | 03/24/0612:41 | NA | TUC016W-12 | TUC016W-07 | TUC016W | 03/15/06 | 03/17/06 |
| OW-05M-007DUP | C150-02D | 1.27 | 1 | NA | 1 | .1 | 03/24/0612:42 | NA | TUC016W-13 | TUC016W-07 | TUC016W | 03/15/06 | 03/17/06 |

0532

## CASE NARRATIVE

**CLIENT:** CH2M HILL

**PROJECT:** PG&E'S TOPOCK GAS COMPRESSOR STAT

**SDG:** 06C150

### METHOD 310.1
### ALKALINITY

Six (6) water samples were received on 03/16/06 and 03/17/06 for Bicarbonate, Carbonate and Total Alkalinity analyses by Method 310.1 in accordance with "Method for Chemical Analysis of Water and Wastewater", EPA 600/4-79-020 (1983).

1. **Holding Time**

   Analyses met holding time criteria.

2. **Method Blank**

   Method blanks were free of contamination at the reporting limit.

3. **Lab Control Sample/Lab Control Sample Duplicate**

   Lab control results were within QC limit.

4. **Duplicate**

   Duplicate sample was not designated in this SDG.

5. **Matrix Spike/Matrix Spike Duplicate**

   No MS sample was designated in this SDG.

6. **Sample Analysis**

   Samples were analyzed according to the prescribed QC procedures. All criteria were met.

METHOD 310.1

BICARBONATE ALKALINITY

Client : CH2M HILL

Project : PG&E'S TOPOCK GAS COMPRESSOR STAT

Batch No. : 06C150

Matrix : WATER

Instrument ID : 153

| SAMPLE ID | EMAX SAMPLE ID | RESULTS (mg/L) | DLF | MOIST | RL (mg/L) | MDL (mg/L) | Analysis DATETIME | Extraction DATETIME | LFID | CAL REF | PREP BATCH | Collection DATETIME | Received DATETIME |
|---|---|---|---|---|---|---|---|---|---|---|---|---|---|
| MBLK1W | ALC016WB | ND | 1 | NA | 5 | 1 | 03/20/0615:50 | NA | ALC016W-01 | NA | ALC016W | NA | NA |
| LCS1W | ALC016WL | 84.4 | 1 | NA | 5 | 1 | 03/20/0615:51 | NA | ALC016W-02 | NA | ALC016W | NA | NA |
| LCD1W | ALC016WC | 84.4 | 1 | NA | 5 | 1 | 03/20/0615:52 | NA | ALC016W-03 | NA | ALC016W | NA | NA |
| OW-05D-007 | C150-01 | 49.6 | 1 | NA | 5 | 1 | 03/20/0617:04 | NA | ALC016W-21 | NA | ALC016W | 03/15/06 | 03/17/06 |
| OW-05M-007 | C150-02 | 39.7 | 1 | NA | 5 | 1 | 03/20/0617:06 | NA | ALC016W-22 | NA | ALC016W | 03/15/06 | 03/17/06 |
| OW-05S-007 | C150-03 | 89.3 | 1 | NA | 5 | 1 | 03/20/0617:09 | NA | ALC016W-23 | NA | ALC016W | 03/15/06 | 03/16/06 |
| OW-02S-007 | C150-04 | 107 | 1 | NA | 5 | 1 | 03/20/0617:13 | NA | ALC016W-24 | NA | ALC016W | 03/15/06 | 03/16/06 |
| MBLK2W | ALC017WB | ND | 1 | NA | 5 | 1 | 03/21/0610:01 | NA | ALC017W-01 | NA | ALC017W | NA | NA |
| LCS2W | ALC017WL | 86.9 | 1 | NA | 5 | 1 | 03/21/0610:01 | NA | ALC017W-02 | NA | ALC017W | NA | NA |
| LCD2W | ALC017WC | 84.4 | 1 | NA | 5 | 1 | 03/21/0610:02 | NA | ALC017W-03 | NA | ALC017W | NA | NA |
| MW-90-007 | C150-05 | 102 | 1 | NA | 5 | 1 | 03/21/0610:17 | NA | ALC017W-04 | NA | ALC017W | 03/15/06 | 03/16/06 |
| OW-01S-007 | C150-06 | 74.5 | 1 | NA | 5 | 1 | 03/21/0610:20 | NA | ALC017W-05 | NA | ALC017W | 03/15/06 | 03/16/06 |

SDG

METHOD 310.1

CARBONATE ALKALINITY

Client : CH2M HILL

Project : PG&E'S TOPOCK GAS COMPRESSOR STAT

Batch No. : 06C150

Matrix : WATER

Instrument ID : I53

| SAMPLE ID | EMAX SAMPLE ID | RESULTS (mg/L) | DLF | MOIST | RL (mg/L) | MDL (mg/L) | Analysis DATETIME | Extraction DATETIME | LFID | CAL REF | PREP BATCH | Collection DATETIME | Received DATETIME |
|---|---|---|---|---|---|---|---|---|---|---|---|---|---|
| MBLK1W | ALC016WB | ND | 1 | NA | 5 | 1 | 03/20/0615:50 | NA | ALC016W-01 | NA | ALC016W | NA | NA |
| OW-05D-007 | C150-01 | ND | 1 | NA | 5 | 1 | 03/20/0617:04 | NA | ALC016W-21 | NA | ALC016W | 03/15/06 | 03/17/06 |
| OW-05M-007 | C150-02 | ND | 1 | NA | 5 | 1 | 03/20/0617:06 | NA | ALC016W-22 | NA | ALC016W | 03/15/06 | 03/17/06 |
| OW-05S-007 | C150-03 | ND | 1 | NA | 5 | 1 | 03/20/0617:09 | NA | ALC016W-23 | NA | ALC016W | 03/15/06 | 03/16/06 |
| OW-02S-007 | C150-04 | ND | 1 | NA | 5 | 1 | 03/20/0617:13 | NA | ALC016W-24 | NA | ALC016W | 03/15/06 | 03/16/06 |
| MBLK2W | ALC017WB | ND | 1 | NA | 5 | 1 | 03/21/0610:01 | NA | ALC017W-01 | NA | ALC017W | NA | NA |
| MW-90-007 | C150-05 | ND | 1 | NA | 5 | 1 | 03/21/0610:17 | NA | ALC017W-04 | NA | ALC017W | 03/15/06 | 03/16/06 |
| OW-01S-007 | C150-06 | ND | 1 | NA | 5 | 1 | 03/21/0610:20 | NA | ALC017W-05 | NA | ALC017W | 03/15/06 | 03/16/06 |

8650

METHOD 310.1

TOTAL ALKALINITY

Client : CH2M HILL

Project : PG&E'S TOPOCK GAS COMPRESSOR STAT

Batch No. : 06C150

Matrix : WATER

Instrument ID : I53

| SAMPLE ID | EMAX SAMPLE ID | RESULTS (mg/L) | DLF | MOIST | RL (mg/L) | MDL (mg/L) | Analysis DATETIME | Extraction DATETIME | LFID | CAL REF | PREP BATCH | Collection DATETIME | Received DATETIME |
|---|---|---|---|---|---|---|---|---|---|---|---|---|---|
| MBLK1W | ALC016WB | ND | 1 | NA | 5 | 1 | 03/20/0615:50 | NA | ALC016W-01 | NA | ALC016W | NA | NA |
| LCS1W | ALC016WL | 84.4 | 1 | NA | 5 | 1 | 03/20/0615:51 | NA | ALC016W-02 | NA | ALC016W | NA | NA |
| LCD1W | ALC016WC | 84.4 | 1 | NA | 5 | 1 | 03/20/0615:52 | NA | ALC016W-03 | NA | ALC016W | NA | NA |
| OW-05D-007 | C150-01 | 49.6 | 1 | NA | 5 | 1 | 03/20/0617:04 | NA | ALC016W-21 | NA | ALC016W | 03/15/06 | 03/17/06 |
| OW-05M-007 | C150-02 | 39.7 | 1 | NA | 5 | 1 | 03/20/0617:06 | NA | ALC016W-22 | NA | ALC016W | 03/15/06 | 03/17/06 |
| OW-05S-007 | C150-03 | 89.3 | 1 | NA | 5 | 1 | 03/20/0617:09 | NA | ALC016W-23 | NA | ALC016W | 03/15/06 | 03/16/06 |
| OW-02S-007 | C150-04 | 107 | 1 | NA | 5 | 1 | 03/20/0617:13 | NA | ALC016W-24 | NA | ALC016W | 03/15/06 | 03/16/06 |
| MBLK2W | ALC017WB | ND | 1 | NA | 5 | 1 | 03/21/0610:01 | NA | ALC017W-01 | NA | ALC017W | NA | NA |
| LCS2W | ALC017WL | 86.9 | 1 | NA | 5 | 1 | 03/21/0610:01 | NA | ALC017W-02 | NA | ALC017W | NA | NA |
| LCD2W | ALC017WC | 84.4 | 1 | NA | 5 | 1 | 03/21/0610:02 | NA | ALC017W-03 | NA | ALC017W | NA | NA |
| MW-90-007 | C150-05 | 102 | 1 | NA | 5 | 1 | 03/21/0610:17 | NA | ALC017W-04 | NA | ALC017W | 03/15/06 | 03/16/06 |
| OW-01S-007 | C150-06 | 74.5 | 1 | NA | 5 | 1 | 03/21/0610:20 | NA | ALC017W-05 | NA | ALC017W | 03/15/06 | 03/16/06 |

SGS

## CASE NARRATIVE

**CLIENT:** CH2M HILL

**PROJECT:** PG&E'S TOPOCK GAS COMPRESSOR STAT

**SDG:** 06C150

### METHOD E350.2
### AMMONIA

Six (6) water samples were received on 03/16/06 and 03/17/06 for Ammonia analysis by Method 160.1 in accordance with "Method for Chemical Analysis of Water and Wastewater", EPA 600/4-79-020 (1983).

1. **Holding Time**

   Analysis met holding time criteria.

2. **Method Blank**

   Method blank was free of contamination at the reporting limit.

3. **Lab Control Sample/Lab Control Sample Duplicate**

   Lab control results were within QC limit.

4. **Duplicate**

   Duplicate sample was not designated in this SDG.

5. **Matrix Spike/Matrix Spike Duplicate**

   No MS sample was designated in this SDG.

6. **Sample Analysis**

   Samples were analyzed according to the prescribed QC procedures. All criteria were met.

METHOD 350.2

AMMONIA (NH3-N)

Client : CH2M HILL

Project : PG&E'S TOPOCK GAS COMPRESSOR STAT

Batch No. : 06C150

Matrix : WATER

Instrument ID : I70

| SAMPLE ID | EMAX SAMPLE ID | RESULTS (mg/L) | DLF | MOIST | RL (mg/L) | MDL (mg/L) | Analysis DATETIME | Extraction DATETIME | LFID | CAL REF | PREP BATCH | Collection DATETIME | Received DATETIME |
|---|---|---|---|---|---|---|---|---|---|---|---|---|---|
| MBLK1W | NHC010WB | ND | 1 | NA | .5 | .03 | 03/23/0614:48 | 03/22/0609:30 | NHC010W-79 | NHC010W-70 | NHC010W | NA | 03/22/06 |
| LCS1W | NHC010WL | .977 | 1 | NA | .5 | .03 | 03/23/0614:49 | 03/22/0609:30 | NHC010W-80 | NHC010W-70 | NHC010W | NA | 03/22/06 |
| LCD1W | NHC010WC | .977 | 1 | NA | .5 | .03 | 03/23/0614:50 | 03/22/0609:30 | NHC010W-81 | NHC010W-70 | NHC010W | NA | 03/22/06 |
| OW-05D-007 | C150-01 | ND | 1 | NA | .5 | .03 | 03/23/0615:01 | 03/22/0609:30 | NHC010W-92 | NHC010W-82 | NHC010W | 03/15/06 | 03/17/06 |
| OW-05M-007 | C150-02 | ND | 1 | NA | .5 | .03 | 03/23/0615:02 | 03/22/0609:30 | NHC010W-93 | NHC010W-82 | NHC010W | 03/15/06 | 03/17/06 |
| OW-05S-007 | C150-03 | ND | 1 | NA | .5 | .03 | 03/23/0615:05 | 03/22/0609:30 | NHC010W-96 | NHC010W-94 | NHC010W | 03/15/06 | 03/16/06 |
| OW-02S-007 | C150-04 | ND | 1 | NA | .5 | .03 | 03/23/0615:06 | 03/22/0609:30 | NHC010W-97 | NHC010W-94 | NHC010W | 03/15/06 | 03/16/06 |
| MW-90-007 | C150-05 | ND | 1 | NA | .5 | .03 | 03/23/0615:07 | 03/22/0609:30 | NHC010W-98 | NHC010W-94 | NHC010W | 03/15/06 | 03/16/06 |
| OW-01S-007 | C150-06 | ND | 1 | NA | .5 | .03 | 03/23/0615:08 | 03/22/0609:30 | NHC010W-99 | NHC010W-94 | NHC010W | 03/15/06 | 03/16/06 |

6955

## CASE NARRATIVE

**CLIENT:** CH2M HILL

**PROJECT:** PG&E'S TOPOCK GAS COMPRESSOR STAT

**SDG:** 06C150

## METHOD E353.3
## NITRATE/NITRITE-N

Six (6) water samples were received on 03/16/06 and 03/17/06 for Nitrate/Nitrite-N analysis by Method E353.3 in accordance with "Method for Chemical Analysis of Water and Wastewater", EPA 600/4-79-020 (1983).

### 1. Holding Time

Analysis met holding time criteria.

### 2. Method Blank

Method blank was free of contamination at the reporting limit.

### 3. Lab Control Sample/Lab Control Sample Duplicate

Lab control results were within QC limit.

### 4. Duplicate

No duplicate sample was designated in this SDG.

### 5. Matrix Spike/Matrix Spike Duplicate

MS sample was not designated in this SDG.

### 6. Sample Analysis

Sample was analyzed according to the prescribed QC procedures. All criteria were met.

All results were reported as Nitrogen concentration.

METHOD 353.3
NITRATE/NITRITE-N

Client : CH2M HILL
Project : PG&E'S TOPOCK GAS COMPRESSOR STAT
Batch No. : 06C150

Matrix : WATER
Instrument ID : I70

| SAMPLE ID | EMAX SAMPLE ID | RESULTS (mg/L) | DLF | MOIST | RL (mg/L) | MDL (mg/L) | Analysis DATETIME | Extraction DATETIME | LFID | CAL REF | PREP BATCH | Collection DATETIME | Received DATETIME |
|---|---|---|---|---|---|---|---|---|---|---|---|---|---|
| MBLK1W | NAC004WB | ND | 1 | NA | .1 | .02 | 03/24/0618:03 | NA | NAC004W-09 | NAC004W-07 | NAC004W | NA | NA |
| LCS1W | NAC004WL | .551 | 1 | NA | .1 | .02 | 03/24/0618:04 | NA | NAC004W-10 | NAC004W-07 | NAC004W | NA | NA |
| LCD1W | NAC004WC | .549 | 1 | NA | .1 | .02 | 03/24/0618:05 | NA | NAC004W-11 | NAC004W-07 | NAC004W | NA | NA |
| OW-05D-007 | C150-01R | 3.23 | 4 | NA | .4 | .08 | 03/24/0618:08 | NA | NAC004W-14 | NAC004W-07 | NAC004W | 03/15/06 | 03/17/06 |
| OW-05M-007 | C150-02R | 1.15 | 2 | NA | .2 | .04 | 03/24/0618:10 | NA | NAC004W-16 | NAC004W-07 | NAC004W | 03/15/06 | 03/17/06 |
| OW-05S-007 | C150-03R | 3.43 | 4 | NA | .4 | .08 | 03/24/0618:12 | NA | NAC004W-18 | NAC004W-07 | NAC004W | 03/15/06 | 03/16/06 |
| OW-02S-007 | C150-04R | 3.31 | 4 | NA | .4 | .08 | 03/24/0618:16 | NA | NAC004W-22 | NAC004W-19 | NAC004W | 03/15/06 | 03/16/06 |
| MW-90-007 | C150-05R | 3.48 | 4 | NA | .4 | .08 | 03/24/0618:18 | NA | NAC004W-24 | NAC004W-19 | NAC004W | 03/15/06 | 03/16/06 |
| OW-01S-007 | C150-06R | 3.28 | 4 | NA | .4 | .08 | 03/24/0618:20 | NA | NAC004W-26 | NAC004W-19 | NAC004W | 03/15/06 | 03/16/06 |

# CASE NARRATIVE

**CLIENT:** CH2M HILL

**PROJECT:** PG&E'S TOPOCK GAS COMPRESSOR STAT

**SDG:** 06C150

## METHOD E120.1
## SPECIFIC CONDUCTANCE

Six(6) water samples were received on 03/16/06 and 03/17/06 for Specific Conductance analysis by Method 120.1 in accordance with "Method for Chemical Analysis of Water and Wastewater", EPA 600/4-79-020 (1983).

1. **Holding Time**

   Analysis met holding time criteria.

2. **Duplicate**

   Duplicate sample was not designated in this SDG.

5. **Sample Analysis**

   Sample was analyzed according to the prescribed QC procedures. All criteria were met.

METHOD 120.1
SPECIFIC CONDUCTIVITY

Client : CH2M HILL
Project : PG&E'S TOPOCK GAS COMPRESSOR STAT
Batch No. : 06C150

Matrix : WATER
Instrument ID : I104

| SAMPLE ID | EMAX SAMPLE ID | RESULTS (umhos/cm) | DLF | MOIST | RL (umhos/cm) | MDL (umhos/cm) | Analysis DATETIME | Extraction DATETIME | LFID | CAL REF | PREP BATCH | Collection DATETIME | Received DATETIME |
|---|---|---|---|---|---|---|---|---|---|---|---|---|---|
| OW-05D-007 | C150-01 | 6930 | 1 | NA | 2 | .5 | 03/23/0611:59 | NA | ECC009W-17 | NA | ECC009W | 03/15/06 | 03/17/06 |
| OW-05M-007 | C150-02 | 8600 | 1 | NA | 2 | .5 | 03/23/0612:00 | NA | ECC009W-18 | NA | ECC009W | 03/15/06 | 03/17/06 |
| OW-05S-007 | C150-03 | 1660 | 1 | NA | 2 | .5 | 03/23/0612:01 | NA | ECC009W-19 | NA | ECC009W | 03/15/06 | 03/16/06 |
| OW-02S-007 | C150-04 | 1750 | 1 | NA | 2 | .5 | 03/23/0612:03 | NA | ECC009W-20 | NA | ECC009W | 03/15/06 | 03/16/06 |
| MW-90-007 | C150-05 | 1760 | 1 | NA | 2 | .5 | 03/23/0612:04 | NA | ECC009W-21 | NA | ECC009W | 03/15/06 | 03/16/06 |
| OW-01S-007 | C150-06 | 2220 | 1 | NA | 2 | .5 | 03/23/0612:05 | NA | ECC009W-22 | NA | ECC009W | 03/15/06 | 03/16/06 |

8118A

Section 1.0

# Case Narrative

# TRUESDAIL LABORATORIES, INC.

INDEPENDENT TESTING, FORENSIC SCIENCE, AND ENVIRONMENTAL ANALYSES

*Established 1931*

14201 FRANKLIN AVENUE
TUSTIN, CALIFORNIA 92780-7008
(714) 730-6239 · FAX (714) 730-6462
www.truesdail.com


March 30, 2006

CH2M HILL
Mr. George Ring
155 Grand Ave., Suite 1000
Oakland, California 94612

Dear Mr. Ring:

SUBJECT: CASE NARRATIVE PG&E TOPOCK 2006-CMP-007 PROJECT, GROUNDWATER MONITORING

TLI NO.: 952802

Truesdail Laboratories, Inc. is pleased to submit this report summarizing the Topock 2006-CMP-007 project groundwater monitoring. A summary table for this laboratory number is included in Section 2. Complete laboratoty reports, quality control data and chain of custody forms for sampling period are included in Sections 3 and 4. Analytical raw data have been included under Section 5.

The samples were received and delivered with the chain of custody on March 15, 2006, intact and in chilled condition. The samples will be kept in a locked refrigerator for 30 days; thereafter they will be kept in warm storage for an additional 2 months before disposal.

No violations or nonconformance actions occurred for this data package.

If you have any questions or require additional information, please contact me at (714) 730-6239 ext. 200.

Respectfully Submitted,
TRUESDAIL LABORATORIES, INC.

Mona Nassimi
Manager, Analytical Services

K. R. P. Iyer

K.R.P. Iyer
Quality Assurance/Quality Control Officer

02

CC: Mr. Mark Cichy, CH2M HILL Redding CA

# TRUESDAIL LABORATORIES, INC.

INDEPENDENT TESTING, FORENSIC SCIENCE, AND ENVIRONMENTAL ANALYSES

*Established 1931*

14201 FRANKLIN AVENUE
TUSTIN, CALIFORNIA 92780-7008
(714) 730-6239 · FAX (714) 730-6462
www.truesdail.com


**Client:** CH2M HILL
155 Grand Ave. Suite 1000
Oakland, CA 94612
**Attention:** George Ring
**Sample:** Seven (7) Groundwater Samples
**Project Name:** PG&E Topock Project
**Project No.:** 332959.CM.FW.01

**Laboratory No.: 952802**
**Date:** March 28, 2006
**Collected:** March 15, 2006
**Received:** March 15, 2006

## ANALYST LIST

| | | |
|---|---|---|
| SW 7199 | Hexavalent Chromium | Vanna Kho |
| SW 6010B | Dissolved Metals by ICP | Riddhi Patel |
| SW 6020 | Dissolved Metals by ICP/MS | Victoria Than |
| SW 7470A | Mercury | Aksiniya Dimitrova |

Section 2.0

# Summary Table of Final Results

# TRUESDAIL LABORATORIES, INC.

INDEPENDENT TESTING, FORENSIC SCIENCE, AND ENVIRONMENTAL ANALYSES

*Established 1931*

14201 FRANKLIN AVENUE
TUSTIN, CALIFORNIA 92780-7008
(714) 730-6239 · FAX (714) 730-6462
www.truesdail.com


## REPORT

**Client:** CH2M HILL
155 Grand Ave. Suite 1000
Oakland, CA 94612
**Attention:** George Ring

**Laboratory No.: 952802**
**Date Received: March 15, 2006**

**Project Name:** PG&E Topock Project
**Project No.:** 332959.CM.FW.01
**P.O. No.:** 909745

## Analytical Results Summary

| Lab I.D. | Sample I.D. | Sample Time | Units | SW 6010B *Chromium Dissolved* | SW 7199 *Chromium Hexavalent* |
|---|---|---|---|---|---|
| 952802-1 | OW-05D-007 | 09:32 | mg/L | 0.0014 | 0.0011 |
| 952802-2 | OW-05M-007 | 10:15 | mg/L | 0.0101 | 0.0128 |
| 952802-3 | OW-05S-007 | 10:48 | mg/L | 0.0267 | 0.0253 |
| 952802-4 | OW-02S-007 | 12:40 | mg/L | 0.0394 | 0.0365 |
| 952802-5 | MW-90-007 | 13:00 | mg/L | 0.0392 | 0.0364 |
| 952802-6 | OW-01S-007 | 14:06 | mg/L | 0.0169 | 0.0188 |
| 952802-7 | EB-CMP-007-02 | 14:00 | mg/L | --- | ND |

**ND:** Non Detected (below the reporting limit)
mg/L: Milligrams per liter.
**Note:** The following "Significant Figures" rule has been applied to all results:
Results below 0.01ppm will have two (2) significant figures.
Result above or equal to 0.01ppm will have three (3) significant figures.
Quality Control data will always have three (3) significant figures.



This report applies only to the sample, or samples, investigated and is not necessarily indicative of the quality or condition of apparently identical or similar products. As a mutual protection to clients, the public, and these laboratories, this report is submitted and accepted for the exclusive use of the client to whom it is addressed and upon the condition that it is not to be used, in whole or in part, in any advertising or publicity matter without prior written authorization from these laboratories.

**TRUESDAIL LABORATORIES, INC.**
INDEPENDENT TESTING, FORENSIC SCIENCE, AND ENVIRONMENTAL ANALYSES
*Established 1931*
14201 FRANKLIN AVENUE · TUSTIN, CALIFORNIA 92780-7008
(714) 730-6239 · FAX (714) 730-6462 · www.truesdail.com

**Client:** CH2M HILL
155 Grand Ave. Suite 1000
Oakland, CA 94612
**Attention:** George Ring
**Project Name:** PG&E Topock Project
**Project No.:** 332959.CM.FW.01
**P.O. No.:** 909745

**Laboratory No.:** 952802
**Date Received:** March 15, 2006

# Analytical Results Summary

**METALS ANALYSIS:** **CALIFORNIA TITLE 22, Section 26 Metals**

| Lab I.D. | Sample ID | *Date of Analysis:* Time Coll. | Aluminum SW 6010B 03/22/06 mg/L | Antimony SW 6020 03/22/06 mg/L | Arsenic SW 6020 03/22/06 mg/L | Barium SW 6010B 03/22/06 mg/L | Beryllium SW 6020 03/23/06 mg/L | Cadmium SW 6020 03/22/06 mg/L | Chromium SW 6010B 03/20/06 mg/L | Cobalt SW 6020 03/22/06 mg/L | Copper SW 6020 03/22/06 mg/L | Lead SW 6020 03/22/06 mg/L |
|---|---|---|---|---|---|---|---|---|---|---|---|---|
| 952802-1 | OW-05D-007 | 09:32 | ND | ND | ND | ND | 0.0014 | ND | 0.0014 | ND | ND | ND |
| 952802-2 | OW-05M-007 | 10:15 | ND | ND | ND | ND | ND | ND | 0.0101 | ND | ND | ND |
| 952802-3 | OW-05S-007 | 10:48 | ND | ND | ND | ND | ND | ND | 0.0267 | ND | ND | ND |
| 952802-4 | OW-02S-007 | 12:40 | ND | ND | ND | ND | ND | ND | 0.0394 | ND | ND | ND |
| 952802-5 | MW-90-007 | 13:00 | ND | ND | ND | ND | ND | ND | 0.0392 | ND | ND | ND |
| 952802-6 | OW-01S-007 | 14:06 | ND | ND | ND | ND | ND | ND | 0.0169 | ND | ND | ND |

| Lab I.D. | Sample ID | *Date of Analysis:* Time Coll. | Magnesium SW 6010B 03/21/06 mg/L | Manganese SW 6010B 03/22/06 mg/L | Mercury SW 7470A 03/22/06 mg/L | Molybdenum SW 6020 03/22/06 mg/L | Nickel SW 6010B 03/22/06 mg/L | Selenium SW 6020 03/22/06 mg/L | Silver SW 6020 03/22/06 mg/L | Thallium SW 6020 03/22/06 mg/L | Vanadium SW 6020 03/22/06 mg/L | Zinc SW 6010B 03/22/06 mg/L |
|---|---|---|---|---|---|---|---|---|---|---|---|---|
| 952802-1 | OW-05D-007 | 09:32 | 4.80 | ND | ND | 0.0207 | ND | ND | ND | ND | 0.0137 | ND |
| 952802-2 | OW-05M-007 | 10:15 | 11.5 | ND | ND | 0.0201 | ND | ND | ND | ND | 0.0139 | ND |
| 952802-3 | OW-05S-007 | 10:48 | 8.53 | ND | ND | 0.0142 | ND | ND | ND | ND | ND | ND |
| 952802-4 | OW-02S-007 | 12:40 | 5.54 | ND | ND | 0.0313 | ND | ND | ND | ND | 0.0067 | ND |
| 952802-5 | MW-90-007 | 13:00 | 5.06 | ND | ND | 0.0286 | ND | ND | ND | ND | 0.0069 | ND |
| 952802-6 | OW-01S-007 | 14:06 | 15.3 | ND | ND | 0.0055 | ND | ND | ND | ND | 0.0064 | ND |

This report applies only to the sample, or samples, investigated and is not necessarily indicative of the quality or condition of apparently identical or similar products. As a mutual protection to clients, the public, and these laboratories, this report is submitted and accepted for the exclusive use of the client to whom it is addressed and upon the condition that it is not to be used, in whole or in part, in any advertising or publicity matter without prior written authorization from these laboratories.

| Lab I.D. | Sample ID | *Date of Analysis:* Time Coll. | Boron SW 6010B 03/22/06 mg/L | Calcium SW 6010B 03/21/06 mg/L | Iron SW 6010B 03/22/06 mg/L | Potassium SW 6010B 03/21/06 mg/L | Sodium SW 6010B 03/21/06 mg/L |
|---|---|---|---|---|---|---|---|
| 952802-1 | OW-05D-007 | 09:32 | 1.40 | 93.9 | ND | 18.1 | 861 |
| 952802-2 | OW-05M-007 | 10:15 | 1.38 | 200 | ND | 24.3 | 1170 |
| 952802-3 | OW-05S-007 | 10:48 | 0.447 | 52.8 | ND | 8.68 | 150 |
| 952802-4 | OW-02S-007 | 12:40 | 0.813 | 43.2 | ND | 9.32 | 226 |
| 952802-5 | MW-90-007 | 13:00 | 0.769 | 37.0 | ND | 8.73 | 194 |
| 952802-6 | OW-01S-007 | 14:06 | 0.311 | 79.5 | ND | 10.7 | 181 |

**NOTES:**

ND: Not detected, or below limit of detection

07

This report applies only to the sample, or samples, investigated and is not necessarily indicative of the quality or condition of apparently identical or similar products. As a mutual protection to clients, the public and these laboratories, this report is submitted and accepted for the exclusive use of the client to whom it is addressed and upon the condition that it is not to be used, in whole or in part, in any advertising or publicity matter without prior written authorization from these laboratories.

Section 3.0

# Final Reports

# TRUESDAIL LABORATORIES, INC.

INDEPENDENT TESTING, FORENSIC SCIENCE, AND ENVIRONMENTAL ANALYSES

*Established 1931*

14201 FRANKLIN AVENUE
TUSTIN, CALIFORNIA 92780-7008
(714) 730-6239 · FAX (714) 730-6462
www.truesdail.com


## REPORT

**Client:** CH2M HILL
155 Grand Ave. Suite 1000
Oakland, CA 94612

**Attention:** George Ring
**Sample:** Seven (7) Groundwater Samples
**Project Name:** PG&E Topock Project
**Project No.:** 332959.CM.FW.01
**P.O. No.:** 909745

**Laboratory No.:** 952802
**Date:** March 28, 2006
**Collected:** March 15, 2006
**Received:** March 15, 2006
**Analyzed:** March 16, 2006
**Analytical Batch:** 03CrH06Q

**Investigation:** **Hexavalent Chromium by IC Using Method SW 7199.**

## Analytical Results Hexavalent Chromium

| TLI I.D. | Field I.D. | Sample Time | Run Time | Units | DF | RL | Results |
|---|---|---|---|---|---|---|---|
| 952802-1 | OW-05D-007 | 09:32 | 05:45 | mg/L | 5.00 | 0.0010 | 0.0011 |
| 952802-2 | OW-05M-007 | 10:15 | 06:30 | mg/L | 5.00 | 0.0010 | 0.0128 |
| 952802-3 | OW-05S-007 | 10:48 | 06:49 | mg/L | 5.00 | 0.0010 | 0.0253 |
| 952802-4 | OW-02S-007 | 12:40 | 09:33 | mg/L | 5.00 | 0.0010 | 0.0365 |
| 952802-5 | MW-90-007 | 13:00 | 09:15 | mg/L | 5.00 | 0.0010 | 0.0364 |
| 952802-6 | OW-01S-007 | 14:06 | 10:19 | mg/L | 1.05 | 0.00020 | 0.0188 |
| 952802-7 | EB-CMP-007-02 | 14:00 | 09:52 | mg/L | 1.05 | 0.00020 | ND |

## QA/QC Summary

| QC STD I.D. | Laboratory Number | Concentration | Duplicate Concentration | Relative Percent Difference | Acceptance limits | QC Within Control |
|---|---|---|---|---|---|---|
| Duplicate | 952802-3 | 0.0253 | 0.0235 | 7.4% | < 20% | Yes |

| QC Std I.D. | Lab Number | Conc.of unspiked sample | Dilution Factor | Added Spike Conc. | MS Amount | Measured Conc. of spiked sample | Theoretical Conc. of spiked sample | MS% Recovery | Acceptance limits | QC Within Control |
|---|---|---|---|---|---|---|---|---|---|---|
| MS | 952802-1 | 0.0011 | 5.00 | 0.00100 | 0.00500 | 0.00603 | 0.00610 | 98.6% | 85-115% | Yes |
| MS | 952802-2 | 0.0128 | 5.00 | 0.00500 | 0.0250 | 0.0364 | 0.0378 | 94.4% | 85-115% | Yes |
| MS | 952802-3 | 0.0253 | 5.00 | 0.00500 | 0.0250 | 0.0520 | 0.0503 | 107% | 85-115% | Yes |
| MS | 952802-4 | 0.0365 | 5.00 | 0.0100 | 0.0500 | 0.0829 | 0.0865 | 92.8% | 85-115% | Yes |
| MS | 952802-5 | 0.0364 | 5.00 | 0.0100 | 0.0500 | 0.0838 | 0.0864 | 94.8% | 85-115% | Yes |
| MS | 952802-6 | 0.0188 | 1.08 | 0.0200 | 0.0216 | 0.0397 | 0.0404 | 96.8% | 85-115% | Yes |

| QC Std I.D. | Measured Concentration | Theoretical Concentration | Percent Recovery | Acceptance Limits | QC Within Control |
|---|---|---|---|---|---|
| MRCCS | 0.00503 | 0.00500 | 101% | 90% - 110% | Yes |
| MRCVS#1 | 0.01010 | 0.0100 | 101% | 90% - 110% | Yes |
| MRCVS#2 | 0.00996 | 0.0100 | 99.6% | 90% - 110% | Yes |
| MRCVS#3 | 0.00976 | 0.0100 | 97.6% | 90% - 110% | Yes |
| MRCVS#4 | 0.00965 | 0.0100 | 96.5% | 90% - 110% | Yes |
| LCS | 0.00498 | 0.00500 | 99.6% | 90% - 110% | Yes |
| LCSD | 0.00499 | 0.00500 | 99.8% | 90% - 110% | Yes |

ND: Below the reporting limit (Not Detected).

DF: Dilution Factor.

Respectfully submitted,
**TRUESDAIL LABORATORIES, INC.**

09

Mona Nassimi, Manager
Analytical Services


This report applies only to the sample, or samples, investigated and is not necessarily indicative of the quality of apparently identical or similar products. As a mutual protection to clients, the public, and these laboratories, this report is submitted and accepted for the exclusive use of the client to whom it is addressed and upon the condition that it is not to be used, in whole or in part, in any advertising or publicity matter without prior written authorization from these laboratories.

# TRUESDAIL LABORATORIES, INC.

INDEPENDENT TESTING, FORENSIC SCIENCE, AND ENVIRONMENTAL ANALYSES

*Established 1931*

14201 FRANKLIN AVENUE
TUSTIN, CALIFORNIA 92780-7008
(714) 730-6239 · FAX (714) 730-6462
www.truesdail.com


**Client:** CH2M HILL
155 Grand Ave. Suite 1000
Oakland, CA 94612

## REPORT

**Attention:** George Ring

**Laboratory No.: 952802**

**Sample:** Seven (7) Groundwater Samples
**Project Name:** PG&E Topock Project
**Project No.:** 332959.CM.FW.01
**P.O. No.:** 909745
**Prep. Batch:** 032006A

**Date:** March 28, 2006
**Collected:** March 15, 2006
**Received:** March 15, 2006
**Prep/ Analyzed:** March 20, 2006
**Analytical Batch:** 032006A

**Investigation:** **Total Dissolved Chromium by Inductively Coupled Argon Plasma using SW 6010B**

## Analytical Results Total Dissolved Chromium

| TLI I.D. | Field I.D. | Sample Time | Run Time | Units | DF | RL | Results |
|---|---|---|---|---|---|---|---|
| 952802-1 | OW-05D-007 | 09:32 | 12:21 | mg/L | 1.04 | 0.0010 | 0.0014 |
| 952802-2 | OW-05M-007 | 10:15 | 12:25 | mg/L | 1.04 | 0.0010 | 0.0101 |
| 952802-3 | OW-05S-007 | 10:48 | 12:34 | mg/L | 2.08 | 0.0021 | 0.0267 |
| 952802-4 | OW-02S-007 | 12:40 | 12:38 | mg/L | 2.08 | 0.0021 | 0.0394 |
| 952802-5 | MW-90-007 | 13:00 | 12:42 | mg/L | 2.08 | 0.0021 | 0.0392 |
| 952802-6 | OW-01S-007 | 14:06 | 12:47 | mg/L | 1.04 | 0.0010 | 0.0169 |

## QA/QC Summary

| QC STD I.D. | Laboratory Number | Concentration | Duplicate Concentration | Relative Percent Difference | Acceptance limits | QC Within Control |
|---|---|---|---|---|---|---|
| Duplicate | 952802-6 | 0.0169 | 0.0172 | 1.8% | ≤20% | Yes |

| QC Std I.D. | Lab Number | Conc.of unspiked sample | Dilution Factor | Added Spike Conc. | MS Amount | Measured Conc. of spiked sample | Theoretical Conc. of spiked sample | MS% Recovery | Acceptance limits | QC Within Control |
|---|---|---|---|---|---|---|---|---|---|---|
| MS | 952802-2 | 0.0101 | 1.04 | 0.0100 | 0.0104 | 0.0196 | 0.0205 | 91.3% | 75-125% | Yes |

| QC Std I.D. | Measured Concentration | Theoretical Concentration | Percent Recovery | Acceptance Limits | QC Within Control |
|---|---|---|---|---|---|
| MRCCS | 0.00958 | 0.0100 | 95.8% | 90% - 110% | Yes |
| MRCVS#1 | 0.0106 | 0.0100 | 106% | 90% - 110% | Yes |
| MRCVS#2 | 0.0103 | 0.0100 | 103% | 90% - 110% | Yes |
| ICS | 0.0116 | 0.0100 | 116% | 80% - 120% | Yes |
| LCS | 0.0106 | 0.0100 | 106% | 90% - 110% | Yes |

ND: Below the reporting limit (Not Detected).
DF: Dilution Factor.

Respectfully submitted,
**TRUESDAIL LABORATORIES, INC.**



Mona Nassimi, Manager
Analytical Services

This report applies only to the sample, or samples, investigated and is not necessarily indicative of the quality or condition of apparently identical or similar products. As a mutual protection to clients, the public, and these laboratories, this report is submitted and accepted for the exclusive use of the client to whom it is addressed and upon the condition that it is not to be used, in whole or in part, in any advertising or publicity matter without prior written authorization from these laboratories.

# TRUESDAIL LABORATORIES, INC.

INDEPENDENT TESTING, FORENSIC SCIENCE, AND ENVIRONMENTAL ANALYSES

*Established 1931*

14201 FRANKLIN AVENUE
TUSTIN, CALIFORNIA 92780-7008
(714) 730-6239 · FAX (714) 730-6462
www.truesdail.com


## REPORT

**Client:** CH2M HILL
155 Grand Ave. Suite 1000
Oakland, CA 94612
**Attention:** George Ring

**Samples:** Seven (7) Groundwater Samples
**Project Name:** PG&E Topock Project
**Project No.:** 332959.CM.FW.01
**P.O. No.:** 909745

**Investigation:** California Title 22, Section 26 Metals

**Laboratory No.: 952802**
**Reported** March 28, 2006
**Collected:** March 15, 2006
**Received:** March 15, 2006
**Analyzed:** March 23, 2006

## Analytical Results

**SAMPLE ID:** OW-05D-007 **Time Collected:** 09:32 **LAB ID:** 952802-1

| Parameter | Method | Reported Value | DF | Units | RL | Batch | Date Analyzed | Time Analyzed |
|---|---|---|---|---|---|---|---|---|
| Aluminum | SW 6010B | ND | 1.04 | mg/L | 0.0520 | 032206A | 03/22/06 | 10:33 |
| Antimony | SW 6020 | ND | 2.08 | mg/L | 0.0030 | 032206B | 03/22/06 | 15:38 |
| Arsenic | SW 6020 | ND | 2.08 | mg/L | 0.0050 | 032206B | 03/22/06 | 15:38 |
| Barium | SW 6010B | ND | 1.04 | mg/L | 0.300 | 032206A | 03/22/06 | 10:33 |
| Beryllium | SW 6020 | 0.0014 | 2.08 | mg/L | 0.0010 | 032306B | 03/23/06 | 15:17 |
| Cadmium | SW 6020 | ND | 2.08 | mg/L | 0.0020 | 032206B | 03/22/06 | 15:38 |
| Chromium | SW 6010B | 0.0014 | 1.04 | mg/L | 0.0010 | 032006A | 03/20/06 | 12:21 |
| Cobalt | SW 6020 | ND | 2.08 | mg/L | 0.0050 | 032206B | 03/22/06 | 15:38 |
| Copper | SW 6020 | ND | 2.08 | mg/L | 0.0100 | 032206B | 03/22/06 | 15:38 |
| Lead | SW 6020 | ND | 2.08 | mg/L | 0.0020 | 032206B | 03/22/06 | 15:38 |
| Magnesium | SW 6010B | 4.80 | 2.08 | mg/L | 1.00 | 032106A | 03/21/06 | 11:36 |
| Manganese | SW 6010B | ND | 1.04 | mg/L | 0.500 | 032206A | 03/22/06 | 10:33 |
| Mercury | SW 7470A | ND | 1.00 | mg/L | 0.00020 | 032206A | 03/22/06 | NA |
| Molybdenum | SW 6020 | 0.0207 | 2.08 | mg/L | 0.0050 | 032206B | 03/22/06 | 15:38 |
| Nickel | SW 6010B | ND | 1.04 | mg/L | 0.0200 | 032206A | 03/22/06 | 10:33 |
| Selenium | SW 6020 | ND | 2.08 | mg/L | 0.0050 | 032206B | 03/22/06 | 15:38 |
| Silver | SW 6020 | ND | 2.08 | mg/L | 0.0050 | 032206B | 03/22/06 | 15:38 |
| Thallium | SW 6020 | ND | 2.08 | mg/L | 0.0010 | 032206B | 03/22/06 | 15:38 |
| Vanadium | SW 6020 | 0.0137 | 2.08 | mg/L | 0.0050 | 032206B | 03/22/06 | 15:38 |
| Zinc | SW 6010B | ND | 1.04 | mg/L | 0.0200 | 032206A | 03/22/06 | 10:33 |
| Boron | SW 6010B | 1.40 | 1.04 | mg/L | 0.200 | 032206A | 03/22/06 | 10:33 |
| Calcium | SW 6010B | 93.9 | 20.8 | mg/L | 4.16 | 032106A | 03/21/06 | 13:17 |
| Iron | SW 6010B | ND | 1.04 | mg/L | 0.300 | 032206A | 03/22/06 | 10:33 |
| Potassium | SW 6010B | 18.1 | 2.08 | mg/L | 1.00 | 032106A | 03/21/06 | 11:36 |
| Sodium | SW 6010B | 861 | 20.8 | mg/L | 4.16 | 032106A | 03/21/06 | 13:17 |



This report applies only to the sample, or samples, investigated and is not necessarily indicative of the quality or condition of apparently identical or similar products. As a mutual protection to clients, the public, and these laboratories, this report is submitted and accepted for the exclusive use of the client to whom it is addressed and upon the condition that it is not to be used, in whole or in part, in any advertising or publicity matter without prior written authorization from these laboratories.

| SAMPLE ID: OW-05M-007 | | Time Collected: 10:15 | | | | LAB ID: 952802-2 | | |
|---|---|---|---|---|---|---|---|---|
| Parameter | Method | Reported Value | DF | Units | RL | Batch | Date Analyzed | Time Analyzed |
| Aluminum | SW 6010B | ND | 1.04 | mg/L | 0.0520 | 032206A | 03/22/06 | 10:45 |
| Antimony | SW 6020 | ND | 2.08 | mg/L | 0.0030 | 032206B | 03/22/06 | 15:49 |
| Arsenic | SW 6020 | ND | 2.08 | mg/L | 0.0050 | 032206B | 03/22/06 | 15:49 |
| Barium | SW 6010B | ND | 1.04 | mg/L | 0.300 | 032206A | 03/22/06 | 10:45 |
| Beryllium | SW 6020 | ND | 2.08 | mg/L | 0.0010 | 032306B | 03/23/06 | 15:19 |
| Cadmium | SW 6020 | ND | 2.08 | mg/L | 0.0020 | 032206B | 03/22/06 | 15:49 |
| Chromium | SW 6010B | 0.0101 | 1.04 | mg/L | 0.0010 | 032006A | 03/20/06 | 12:25 |
| Cobalt | SW 6020 | ND | 2.08 | mg/L | 0.0050 | 032206B | 03/22/06 | 15:49 |
| Copper | SW 6020 | ND | 2.08 | mg/L | 0.0100 | 032206B | 03/22/06 | 15:49 |
| Lead | SW 6020 | ND | 2.08 | mg/L | 0.0020 | 032206B | 03/22/06 | 15:49 |
| Magnesium | SW 6010B | 11.5 | 2.08 | mg/L | 1.00 | 032106A | 03/21/06 | 11:38 |
| Manganese | SW 6010B | ND | 1.04 | mg/L | 0.500 | 032206A | 03/22/06 | 10:45 |
| Mercury | SW 7470A | ND | 1.00 | mg/L | 0.00020 | 032206A | 03/22/06 | NA |
| Molybdenum | SW 6020 | 0.0201 | 2.08 | mg/L | 0.0050 | 032206B | 03/22/06 | 15:49 |
| Nickel | SW 6010B | ND | 1.04 | mg/L | 0.0200 | 032206A | 03/22/06 | 10:45 |
| Selenium | SW 6020 | ND | 2.08 | mg/L | 0.0050 | 032206B | 03/22/06 | 15:49 |
| Silver | SW 6020 | ND | 2.08 | mg/L | 0.0050 | 032206B | 03/22/06 | 15:49 |
| Thallium | SW 6020 | ND | 2.08 | mg/L | 0.0010 | 032206B | 03/22/06 | 15:49 |
| Vanadium | SW 6020 | 0.0139 | 2.08 | mg/L | 0.0050 | 032206B | 03/22/06 | 15:49 |
| Zinc | SW 6010B | ND | 1.04 | mg/L | 0.0200 | 032206A | 03/22/06 | 10:45 |
| Boron | SW 6010B | 1.38 | 1.04 | mg/L | 0.200 | 032206A | 03/22/06 | 10:45 |
| Calcium | SW 6010B | 200 | 20.8 | mg/L | 4.16 | 032106A | 03/21/06 | 13:20 |
| Iron | SW 6010B | ND | 1.04 | mg/L | 0.300 | 032206A | 03/22/06 | 10:45 |
| Potassium | SW 6010B | 24.3 | 2.08 | mg/L | 1.00 | 032106A | 03/21/06 | 11:38 |
| Sodium | SW 6010B | 1170 | 20.8 | mg/L | 4.16 | 032106A | 03/21/06 | 13:20 |



This report applies only to the sample, or samples, investigated and is not necessarily indicative of the quality or condition of apparently identical or similar products. As a mutual protection to clients, the public, and these laboratories, this report is submitted and accepted for the exclusive use of the client to whom it is addressed and upon the condition that it is not to be used, in whole or in part, in any advertising or publicity matter without prior written authorization from these laboratories.

**SAMPLE ID:** OW-05S-007 **Time Collected:** 10:48 **LAB ID:** 952802-3

| Parameter | Method | Reported Value | DF | Units | RL | Batch | Date Analyzed | Time Analyzed |
|---|---|---|---|---|---|---|---|---|
| Aluminum | SW 6010B | ND | 1.04 | mg/L | 0.0520 | 032206A | 03/22/06 | 10:49 |
| Antimony | SW 6020 | ND | 2.08 | mg/L | 0.0030 | 032206B | 03/22/06 | 15:54 |
| Arsenic | SW 6020 | ND | 2.08 | mg/L | 0.0050 | 032206B | 03/22/06 | 15:54 |
| Barium | SW 6010B | ND | 1.04 | mg/L | 0.300 | 032206A | 03/22/06 | 10:49 |
| Beryllium | SW 6020 | ND | 2.08 | mg/L | 0.0010 | 032306B | 03/23/06 | 15:21 |
| Cadmium | SW 6020 | ND | 2.08 | mg/L | 0.0020 | 032206B | 03/22/06 | 15:54 |
| Chromium | SW 6010B | 0.0267 | 2.08 | mg/L | 0.0021 | 032006A | 03/20/06 | 12:34 |
| Cobalt | SW 6020 | ND | 2.08 | mg/L | 0.0050 | 032206B | 03/22/06 | 15:54 |
| Copper | SW 6020 | ND | 2.08 | mg/L | 0.0100 | 032206B | 03/22/06 | 15:54 |
| Lead | SW 6020 | ND | 2.08 | mg/L | 0.0020 | 032206B | 03/22/06 | 15:54 |
| Magnesium | SW 6010B | 8.53 | 2.08 | mg/L | 1.00 | 032106A | 03/21/06 | 11:41 |
| Manganese | SW 6010B | ND | 1.04 | mg/L | 0.500 | 032206A | 03/22/06 | 10:49 |
| Mercury | SW 7470A | ND | 1.00 | mg/L | 0.00020 | 032206A | 03/22/06 | NA |
| Molybdenum | SW 6020 | 0.0142 | 2.08 | mg/L | 0.0050 | 032206B | 03/22/06 | 15:54 |
| Nickel | SW 6010B | ND | 1.04 | mg/L | 0.0200 | 032206A | 03/22/06 | 10:49 |
| Selenium | SW 6020 | ND | 2.08 | mg/L | 0.0050 | 032206B | 03/22/06 | 15:54 |
| Silver | SW 6020 | ND | 2.08 | mg/L | 0.0050 | 032206B | 03/22/06 | 15:54 |
| Thallium | SW 6020 | ND | 2.08 | mg/L | 0.0010 | 032206B | 03/22/06 | 15:54 |
| Vanadium | SW 6020 | ND | 2.08 | mg/L | 0.0050 | 032206B | 03/22/06 | 15:54 |
| Zinc | SW 6010B | ND | 1.04 | mg/L | 0.0200 | 032206A | 03/22/06 | 10:49 |
| Boron | SW 6010B | 0.447 | 1.04 | mg/L | 0.200 | 032206A | 03/22/06 | 10:49 |
| Calcium | SW 6010B | 52.8 | 5.21 | mg/L | 1.04 | 032106A | 03/21/06 | 13:23 |
| Iron | SW 6010B | ND | 1.04 | mg/L | 0.300 | 032206A | 03/22/06 | 10:49 |
| Potassium | SW 6010B | 8.68 | 2.08 | mg/L | 1.00 | 032106A | 03/21/06 | 11:41 |
| Sodium | SW 6010B | 150 | 5.21 | mg/L | 1.04 | 032106A | 03/21/06 | 13:23 |



This report applies only to the sample, or samples, investigated and is not necessarily indicative of the quality or condition of apparently identical or similar products. As a mutual protection to clients, the public, and these laboratories, this report is submitted and accepted for the exclusive use of the client to whom it is addressed and upon the condition that it is not to be used, in whole or in part, in any advertising or publicity matter without prior written authorization from these laboratories.

| SAMPLE ID: OW-02S-007 | | Time Collected: 12:40 | | | | LAB ID: 952802-4 | | |
|---|---|---|---|---|---|---|---|---|
| Parameter | Method | Reported Value | DF | Units | RL | Batch | Date Analyzed | Time Analyzed |
| Aluminum | SW 6010B | ND | 1.04 | mg/L | 0.0520 | 032206A | 03/22/06 | 10:53 |
| Antimony | SW 6020 | ND | 2.08 | mg/L | 0.0030 | 032206B | 03/22/06 | 16:00 |
| Arsenic | SW 6020 | ND | 2.08 | mg/L | 0.0050 | 032206B | 03/22/06 | 16:00 |
| Barium | SW 6010B | ND | 1.04 | mg/L | 0.300 | 032206A | 03/22/06 | 10:53 |
| Beryllium | SW 6020 | ND | 2.08 | mg/L | 0.0010 | 032306B | 03/23/06 | 15:23 |
| Cadmium | SW 6020 | ND | 2.08 | mg/L | 0.0020 | 032206B | 03/22/06 | 16:00 |
| Chromium | SW 6010B | 0.0394 | 2.08 | mg/L | 0.0021 | 032006A | 03/20/06 | 12:38 |
| Cobalt | SW 6020 | ND | 2.08 | mg/L | 0.0050 | 032206B | 03/22/06 | 16:00 |
| Copper | SW 6020 | ND | 2.08 | mg/L | 0.0100 | 032206B | 03/22/06 | 16:00 |
| Lead | SW 6020 | ND | 2.08 | mg/L | 0.0020 | 032206B | 03/22/06 | 16:00 |
| Magnesium | SW 6010B | 5.54 | 2.08 | mg/L | 1.00 | 032106A | 03/21/06 | 11:44 |
| Manganese | SW 6010B | ND | 1.04 | mg/L | 0.500 | 032206A | 03/22/06 | 10:53 |
| Mercury | SW 7470A | ND | 1.00 | mg/L | 0.00020 | 032206A | 03/22/06 | NA |
| Molybdenum | SW 6020 | 0.0313 | 2.08 | mg/L | 0.0050 | 032206B | 03/22/06 | 16:00 |
| Nickel | SW 6010B | ND | 1.04 | mg/L | 0.0200 | 032206A | 03/22/06 | 10:53 |
| Selenium | SW 6020 | ND | 2.08 | mg/L | 0.0050 | 032206B | 03/22/06 | 16:00 |
| Silver | SW 6020 | ND | 2.08 | mg/L | 0.0050 | 032206B | 03/22/06 | 16:00 |
| Thallium | SW 6020 | ND | 2.08 | mg/L | 0.0010 | 032206B | 03/22/06 | 16:00 |
| Vanadium | SW 6020 | 0.0067 | 2.08 | mg/L | 0.0050 | 032206B | 03/22/06 | 16:00 |
| Zinc | SW 6010B | ND | 1.04 | mg/L | 0.0200 | 032206A | 03/22/06 | 10:53 |
| Boron | SW 6010B | 0.813 | 1.04 | mg/L | 0.200 | 032206A | 03/22/06 | 10:53 |
| Calcium | SW 6010B | 43.2 | 5.21 | mg/L | 1.04 | 032106A | 03/21/06 | 13:25 |
| Iron | SW 6010B | ND | 1.04 | mg/L | 0.300 | 032206A | 03/22/06 | 10:53 |
| Potassium | SW 6010B | 9.32 | 2.08 | mg/L | 1.00 | 032106A | 03/21/06 | 11:44 |
| Sodium | SW 6010B | 226 | 5.21 | mg/L | 1.04 | 032106A | 03/21/06 | 13:25 |



This report applies only to the sample, or samples, investigated and is not necessarily indicative of the quality or condition of apparently identical or similar products. As a mutual protection to clients, the public, and these laboratories, this report is submitted and accepted for the exclusive use of the client to whom it is addressed and upon the condition that it is not to be used, in whole or in part, in any advertising or publicity matter without prior written authorization from these laboratories.

**SAMPLE ID:** MW-90-007 **Time Collected:** 13:00 **LAB ID:** 952802-5

| Parameter | Method | Reported Value | DF | Units | RL | Batch | Date Analyzed | Time Analyzed |
|---|---|---|---|---|---|---|---|---|
| Aluminum | SW 6010B | ND | 1.04 | mg/L | 0.0520 | 032206A | 03/22/06 | 10:57 |
| Antimony | SW 6020 | ND | 2.08 | mg/L | 0.0030 | 032206B | 03/22/06 | 16:58 |
| Arsenic | SW 6020 | ND | 2.08 | mg/L | 0.0050 | 032206B | 03/22/06 | 16:58 |
| Barium | SW 6010B | ND | 1.04 | mg/L | 0.300 | 032206A | 03/22/06 | 10:57 |
| Beryllium | SW 6020 | ND | 2.08 | mg/L | 0.0010 | 032306B | 03/23/06 | 15:31 |
| Cadmium | SW 6020 | ND | 2.08 | mg/L | 0.0020 | 032206B | 03/22/06 | 16:58 |
| Chromium | SW 6010B | 0.0392 | 2.08 | mg/L | 0.0021 | 032006A | 03/20/06 | 12:42 |
| Cobalt | SW 6020 | ND | 2.08 | mg/L | 0.0050 | 032206B | 03/22/06 | 16:58 |
| Copper | SW 6020 | ND | 2.08 | mg/L | 0.0100 | 032206B | 03/22/06 | 16:58 |
| Lead | SW 6020 | ND | 2.08 | mg/L | 0.0020 | 032206B | 03/22/06 | 16:58 |
| Magnesium | SW 6010B | 5.06 | 2.08 | mg/L | 1.00 | 032106A | 03/21/06 | 11:47 |
| Manganese | SW 6010B | ND | 1.04 | mg/L | 0.500 | 032206A | 03/22/06 | 10:57 |
| Mercury | SW 7470A | ND | 1.00 | mg/L | 0.00020 | 032206A | 03/22/06 | NA |
| Molybdenum | SW 6020 | 0.0286 | 2.08 | mg/L | 0.0050 | 032206B | 03/22/06 | 16:58 |
| Nickel | SW 6010B | ND | 1.04 | mg/L | 0.0200 | 032206A | 03/22/06 | 10:57 |
| Selenium | SW 6020 | ND | 2.08 | mg/L | 0.0050 | 032206B | 03/22/06 | 16:58 |
| Silver | SW 6020 | ND | 2.08 | mg/L | 0.0050 | 032206B | 03/22/06 | 16:58 |
| Thallium | SW 6020 | ND | 2.08 | mg/L | 0.0010 | 032206B | 03/22/06 | 16:58 |
| Vanadium | SW 6020 | 0.0069 | 2.08 | mg/L | 0.0050 | 032206B | 03/22/06 | 16:58 |
| Zinc | SW 6010B | ND | 1.04 | mg/L | 0.0200 | 032206A | 03/22/06 | 10:57 |
| Boron | SW 6010B | 0.769 | 1.04 | mg/L | 0.200 | 032206A | 03/22/06 | 10:57 |
| Calcium | SW 6010B | 37.0 | 5.21 | mg/L | 1.04 | 032106A | 03/21/06 | 13:28 |
| Iron | SW 6010B | ND | 1.04 | mg/L | 0.300 | 032206A | 03/22/06 | 10:57 |
| Potassium | SW 6010B | 8.73 | 2.08 | mg/L | 1.00 | 032106A | 03/21/06 | 11:47 |
| Sodium | SW 6010B | 194 | 5.21 | mg/L | 1.04 | 032106A | 03/21/06 | 13:28 |



This report applies only to the sample, or samples, investigated and is not necessarily indicative of the quality or condition of apparently identical or similar products. As a mutual protection to clients, the public, and these laboratories, this report is submitted and accepted for the exclusive use of the client to whom it is addressed and upon the condition that it is not to be used, in whole or in part, in any advertising or publicity matter without prior written authorization from these laboratories.

# TRUESDAIL LABORATORIES, INC.

*Report Continued*

| SAMPLE ID: OW-01S-007 | | Time Collected: | 14:06 | | | LAB ID: | 952802-6 | |
|---|---|---|---|---|---|---|---|---|
| Parameter | Method | Reported Value | DF | Units | RL | Batch | Date Analyzed | Time Analyzed |
| Aluminum | SW 6010B | ND | 1.04 | mg/L | 0.0520 | 032206A | 03/22/06 | 11:01 |
| Antimony | SW 6020 | ND | 2.08 | mg/L | 0.0030 | 032206B | 03/22/06 | 17:03 |
| Arsenic | SW 6020 | ND | 2.08 | mg/L | 0.0050 | 032206B | 03/22/06 | 17:03 |
| Barium | SW 6010B | ND | 1.04 | mg/L | 0.300 | 032206A | 03/22/06 | 11:01 |
| Beryllium | SW 6020 | ND | 2.08 | mg/L | 0.0010 | 032306B | 03/23/06 | 15:33 |
| Cadmium | SW 6020 | ND | 2.08 | mg/L | 0.0020 | 032206B | 03/22/06 | 17:03 |
| Chromium | SW 6010B | 0.0169 | 1.04 | mg/L | 0.0010 | 032006A | 03/20/06 | 12:47 |
| Cobalt | SW 6020 | ND | 2.08 | mg/L | 0.0050 | 032206B | 03/22/06 | 17:03 |
| Copper | SW 6020 | ND | 2.08 | mg/L | 0.0100 | 032206B | 03/22/06 | 17:03 |
| Lead | SW 6020 | ND | 2.08 | mg/L | 0.0020 | 032206B | 03/22/06 | 17:03 |
| Magnesium | SW 6010B | 15.3 | 2.08 | mg/L | 1.00 | 032106A | 03/21/06 | 11:50 |
| Manganese | SW 6010B | ND | 1.04 | mg/L | 0.500 | 032206A | 03/22/06 | 11:01 |
| Mercury | SW 7470A | ND | 1.00 | mg/L | 0.00020 | 032206A | 03/22/06 | NA |
| Molybdenum | SW 6020 | 0.0055 | 2.08 | mg/L | 0.0050 | 032206B | 03/22/06 | 17:03 |
| Nickel | SW 6010B | ND | 1.04 | mg/L | 0.0200 | 032206A | 03/22/06 | 11:01 |
| Selenium | SW 6020 | ND | 2.08 | mg/L | 0.0050 | 032206B | 03/22/06 | 17:03 |
| Silver | SW 6020 | ND | 2.08 | mg/L | 0.0050 | 032206B | 03/22/06 | 17:03 |
| Thallium | SW 6020 | ND | 2.08 | mg/L | 0.0010 | 032206B | 03/22/06 | 17:03 |
| Vanadium | SW 6020 | 0.0064 | 2.08 | mg/L | 0.0050 | 032206B | 03/22/06 | 17:03 |
| Zinc | SW 6010B | ND | 1.04 | mg/L | 0.0200 | 032206A | 03/22/06 | 11:01 |
| Boron | SW 6010B | 0.311 | 1.04 | mg/L | 0.200 | 032206A | 03/22/06 | 11:01 |
| Calcium | SW 6010B | 79.5 | 5.21 | mg/L | 1.04 | 032106A | 03/21/06 | 15:21 |
| Iron | SW 6010B | ND | 1.04 | mg/L | 0.300 | 032206A | 03/22/06 | 11:01 |
| Potassium | SW 6010B | 10.7 | 2.08 | mg/L | 1.00 | 032106A | 03/21/06 | 11:50 |
| Sodium | SW 6010B | 181 | 5.21 | mg/L | 1.04 | 032106A | 03/21/06 | 15:21 |

ND: Not detected,or below limit of detection.
DF: Dilution factor.

Respectfully submitted,
**TRUESDAIL LABORATORIES, INC.**

Mona Nassimi, Manager
Analytical Services



This report applies only to the sample, or samples, investigated and is not necessarily indicative of the quality or condition of apparently identical or similar products. As a mutual protection to clients, the public, and these laboratories, this report is submitted and accepted for the exclusive use of the client to whom it is addressed and upon the condition that it is not to be used, in whole or in part, in any advertising or publicity matter without prior written authorization from these laboratories.

# TRUESDAIL LABORATORIES, INC.

INDEPENDENT TESTING, FORENSIC SCIENCE, AND ENVIRONMENTAL ANALYSES

*Established 1931*

14201 FRANKLIN AVENUE · TUSTIN, CALIFORNIA 92780-7008
(714) 730-6239 · FAX (714) 730-6462 · www.truesdail.com


**Client:** CH2M HILL
155 Grand Ave. Suite 1000
Oakland, CA 94612
**Attention:** George Ring
**Samples:** Seven (7) Groundwater Samples
**Project Name:** PG&E Topock Project
**Project No.:** 332959.CM.FW.01
**P.O. No.:** 909745
**Investigation:** California Title 22, Section 26 Metals

**Laboratory No.: 952802**
**Reported:** March 28, 2006
**Collected:** March 15, 2006
**Received:** March 15, 2006

## Quality Control/Quality Assurance Report

| | | | | BLANK | | MRCCS | | | | MRCVS | | | |
|---|---|---|---|---|---|---|---|---|---|---|---|---|---|
| Parameter | Method | Batch | Units | Blank | RL | Observed Value | TRUE Value | % Rec | Control Limits | Observed Value | TRUE Value | % Rec | Control Limits % |
| Aluminum | SW 6010B | 032206A | mg/L | ND | 0.0500 | 4.94 | 5.00 | 98.8% | 90-110% | 5.03 | 5.00 | 101% | 90-110% |
| Antimony | SW 6020 | 032206B | mg/L | ND | 0.0030 | 0.0522 | 0.0500 | 104% | 90-110% | 0.0494 | 0.0500 | 98.8% | 90-110% |
| Arsenic | SW 6020 | 032206B | mg/L | ND | 0.0050 | 0.0478 | 0.0500 | 95.6% | 90-110% | 0.0466 | 0.0500 | 93.2% | 90-110% |
| Barium | SW 6010B | 032206A | mg/L | ND | 0.300 | 5.15 | 5.00 | 103% | 90-110% | 4.82 | 5.00 | 96.4% | 90-110% |
| Beryllium | SW 6020 | 032306B | mg/L | ND | 0.0010 | 0.0503 | 0.0500 | 101% | 90-110% | 0.0480 | 0.0500 | 96.0% | 90-110% |
| Cadmium | SW 6020 | 032206B | mg/L | ND | 0.0020 | 0.0521 | 0.0500 | 104% | 90-110% | 0.0486 | 0.0500 | 97.2% | 90-110% |
| Chromium | SW 6010B | 032006A | mg/L | ND | 0.0010 | 0.00958 | 0.0100 | 95.8% | 90-110% | 0.0106 | 0.0100 | 106% | 90-110% |
| Cobalt | SW 6020 | 032206B | mg/L | ND | 0.0050 | 0.0523 | 0.0500 | 105% | 90-110% | 0.0496 | 0.0500 | 99.2% | 90-110% |
| Copper | SW 6020 | 032206B | mg/L | ND | 0.0100 | 0.0497 | 0.0500 | 99.4% | 90-110% | 0.0487 | 0.0500 | 97.4% | 90-110% |
| Lead | SW 6020 | 032206B | mg/L | ND | 0.0020 | 0.0513 | 0.0500 | 103% | 90-110% | 0.0493 | 0.0500 | 98.6% | 90-110% |
| Magnesium | SW 6010B | 032106A | mg/L | ND | 1.00 | 10.8 | 10.0 | 108% | 90-110% | 10.6 | 10.0 | 106% | 90-110% |
| Manganese | SW 6010B | 032206A | mg/L | ND | 0.500 | 5.11 | 5.00 | 102% | 90-110% | 4.90 | 5.00 | 98.0% | 90-110% |
| Mercury | SW 7470A | 032206A | mg/L | ND | 0.00020 | 0.00104 | 0.00100 | 104% | 90-110% | 0.00109 | 0.00100 | 109% | 90-110% |
| Molybdenum | SW 6020 | 032206B | mg/L | ND | 0.0050 | 0.0486 | 0.0500 | 97.2% | 90-110% | 0.0458 | 0.0500 | 91.6% | 90-110% |
| Nickel | SW 6010B | 032206A | mg/L | ND | 0.0200 | 5.06 | 5.00 | 101% | 90-110% | 4.72 | 5.00 | 94.4% | 90-110% |
| Selenium | SW 6020 | 032206B | mg/L | ND | 0.0050 | 0.0518 | 0.0500 | 104% | 90-110% | 0.0508 | 0.0500 | 102% | 90-110% |
| Silver | SW 6020 | 032206B | mg/L | ND | 0.0050 | 0.0504 | 0.0500 | 101% | 90-110% | 0.0490 | 0.0500 | 98.0% | 90-110% |
| Thallium | SW 6020 | 032206B | mg/L | ND | 0.0010 | 0.0520 | 0.0500 | 104% | 90-110% | 0.0485 | 0.0500 | 97.0% | 90-110% |
| Vanadium | SW 6020 | 032206B | mg/L | ND | 0.0050 | 0.0491 | 0.0500 | 98.2% | 90-110% | 0.0474 | 0.0500 | 94.8% | 90-110% |
| Zinc | SW 6010B | 032206A | mg/L | ND | 0.0200 | 5.00 | 5.00 | 100% | 90-110% | 4.97 | 5.00 | 99.4% | 90-110% |
| Boron | SW 6010B | 032206A | mg/L | ND | 0.200 | 5.01 | 5.00 | 100% | 90-110% | 4.90 | 5.00 | 98.0% | 90-110% |
| Calcium | SW 6010B | 032106A | mg/L | ND | 1.00 | 9.92 | 10.0 | 99.2% | 90-110% | 10.4 | 10.0 | 104% | 90-110% |
| Iron | SW 6010B | 032206A | mg/L | ND | 0.300 | 4.98 | 5.00 | 99.6% | 90-110% | 4.74 | 5.00 | 94.8% | 90-110% |
| Potassium | SW 6010B | 032106A | mg/L | ND | 1.00 | 9.93 | 10.0 | 99.3% | 90-110% | 9.62 | 10.0 | 96.2% | 90-110% |
| Sodium | SW 6010B | 032106A | mg/L | ND | 1.00 | 9.16 | 10.0 | 91.6% | 90-110% | 9.60 | 10.0 | 96.0% | 90-110% |


This report applies only to the sample, or samples, investigated and is not necessarily indicative of the quality or condition of apparently identical or similar products. As a mutual protection to clients, the public, and these laboratories, this report is submitted and accepted for the exclusive use of the client to whom it is addressed and upon the condition that it is not to be used, in whole or in part, in any advertising or publicity matter without prior written authorization from these laboratories.

| | | | LABORATORY CONTROL SAMPLES | | | | SAMPLE DUPLICATES | | | | |
|---|---|---|---|---|---|---|---|---|---|---|---|
| Parameter | Method | Units | LCS Obs. | LCS Theo. | % Rec. | Control Limits | SAMPLE ID | SAMPLE RESULT | DUP RESULT | % RPD | Precision Control Limits % |
| Aluminum | SW 6010B | mg/L | 5.15 | 5.00 | 103% | 90-110% | 952802-1 | ND | ND | 0.00% | ≤20 |
| Antimony | SW 6020 | mg/L | 0.0507 | 0.0500 | 101% | 90-110% | 952802-1 | ND | ND | 0.00% | ≤20 |
| Arsenic | SW 6020 | mg/L | 0.0473 | 0.0500 | 94.6% | 90-110% | 952802-1 | ND | ND | 0.00% | ≤20 |
| Barium | SW 6010B | mg/L | 5.10 | 5.00 | 102% | 90-110% | 952802-1 | ND | ND | 0.00% | ≤20 |
| Beryllium | SW 6020 | mg/L | 0.0510 | 0.0500 | 102% | 90-110% | 952756-4 | 0.0013 | 0.0013 | 0.00% | ≤20 |
| Cadmium | SW 6020 | mg/L | 0.0535 | 0.0500 | 107% | 90-110% | 952802-1 | ND | ND | 0.00% | ≤20 |
| Chromium | SW 6010B | mg/L | 0.0106 | 0.0100 | 106% | 90-110% | 952802-6 | 0.0169 | 0.0172 | 1.76% | ≤20 |
| Cobalt | SW 6020 | mg/L | 0.0529 | 0.0500 | 106% | 90-110% | 952802-1 | ND | ND | 0.00% | ≤20 |
| Copper | SW 6020 | mg/L | 0.0500 | 0.0500 | 100% | 90-110% | 952802-1 | ND | ND | 0.00% | ≤20 |
| Lead | SW 6020 | mg/L | 0.0525 | 0.0500 | 105% | 90-110% | 952802-1 | ND | ND | 0.00% | ≤20 |
| Magnesium | SW 6010B | mg/L | 10.6 | 10.0 | 106% | 90-110% | 952802-5 | 5.06 | 5.19 | 2.54% | ≤20 |
| Manganese | SW 6010B | mg/L | 5.09 | 5.00 | 102% | 90-110% | 952802-1 | ND | ND | 0.00% | ≤20 |
| Mercury | SW 7470A | mg/L | 0.00099 | 0.00100 | 99.0% | 80-120% | 952756-2 | ND | ND | 0.00% | ≤20 |
| Molybdenum | SW 6020 | mg/L | 0.0516 | 0.0500 | 103% | 90-110% | 952802-1 | 0.0207 | 0.0208 | 0.48% | ≤20 |
| Nickel | SW 6010B | mg/L | 5.08 | 5.00 | 102% | 90-110% | 952802-1 | ND | ND | 0.00% | ≤20 |
| Selenium | SW 6020 | mg/L | 0.0459 | 0.0500 | 91.8% | 90-110% | 952802-1 | ND | ND | 0.00% | ≤20 |
| Silver | SW 6020 | mg/L | 0.0508 | 0.0500 | 102% | 90-110% | 952802-1 | ND | ND | 0.00% | ≤20 |
| Thallium | SW 6020 | mg/L | 0.0522 | 0.0500 | 104% | 90-110% | 952802-1 | ND | ND | 0.00% | ≤20 |
| Vanadium | SW 6020 | mg/L | 0.0487 | 0.0500 | 97.4% | 90-110% | 952802-1 | 0.0137 | 0.0137 | 0.0% | ≤20 |
| Zinc | SW 6010B | mg/L | 5.15 | 5.00 | 103% | 90-110% | 952802-1 | ND | ND | 0.00% | ≤20 |
| Boron | SW 6010B | mg/L | 5.01 | 5.00 | 100% | 90-110% | 952802-1 | 1.40 | 1.41 | 0.71% | ≤20 |
| Calcium | SW 6010B | mg/L | 9.84 | 10.0 | 98.4% | 90-110% | 952802-1 | 93.9 | 91.8 | 2.26% | ≤20 |
| Iron | SW 6010B | mg/L | 5.21 | 5.00 | 104% | 90-110% | 952802-1 | ND | ND | 0.00% | ≤20 |
| Potassium | SW 6010B | mg/L | 9.84 | 10.0 | 98.4% | 90-110% | 952802-5 | 8.73 | 8.62 | 1.27% | ≤20 |
| Sodium | SW 6010B | mg/L | 9.06 | 10.0 | 90.6% | 90-110% | 952802-1 | 861 | 842 | 2.23% | ≤20 |

This report applies only to the sample, or samples, investigated and is not necessarily indicative of the quality or condition of apparently identical or similar products. As a mutual protection to clients, the public and these laboratories, this report is submitted and accepted for the exclusive use of the client to whom it is addressed and upon the condition that it is not to be used, in whole or in part, in any advertising or publicity matter without prior written authorization from these laboratories.

# TRUESDAIL LABORATORIES, INC.

*Report Continued*

**MATRIX SPIKE**

| Sample ID | Parameter | Method | Units | Sample Result | DF | Spike Level | Total Amt. of Spike | Theo. Value | MS Obs. | % Rec. | Accuracy Control Limits % |
|---|---|---|---|---|---|---|---|---|---|---|---|
| 952802-1 | Aluminum | SW 6010B | mg/L | 0.00 | 1.04 | 2.50 | 2.60 | 2.60 | 2.80 | 108% | 75-125% |
| 952802-1 | Antimony | SW 6020 | mg/L | 0.00 | 2.08 | 0.0500 | 0.104 | 0.104 | 0.104 | 100% | 75-125% |
| 952802-1 | Arsenic | SW 6020 | mg/L | 0.00 | 2.08 | 0.0500 | 0.104 | 0.104 | 0.0949 | 91.3% | 75-125% |
| 952802-1 | Barium | SW 6010B | mg/L | 0.00 | 1.04 | 2.50 | 2.60 | 2.60 | 2.62 | 101% | 75-125% |
| 952802-2 | Beryllium | SW 6020 | mg/L | 0.0012 | 2.08 | 0.0500 | 0.104 | 0.105 | 0.0901 | 85.5% | 75-125% |
| 952802-1 | Cadmium | SW 6020 | mg/L | 0.00 | 2.08 | 0.0500 | 0.104 | 0.104 | 0.0992 | 95.4% | 75-125% |
| 952802-2 | Chromium | SW 6010B | mg/L | 0.0101 | 1.04 | 0.0100 | 0.0104 | 0.0205 | 0.0196 | 91.3% | 75-125% |
| 952802-1 | Cobalt | SW 6020 | mg/L | 0.00 | 2.08 | 0.0500 | 0.104 | 0.104 | 0.0976 | 93.8% | 75-125% |
| 952802-1 | Copper | SW 6020 | mg/L | 0.00 | 2.08 | 0.0500 | 0.104 | 0.104 | 0.0917 | 88.2% | 75-125% |
| 952802-1 | Lead | SW 6020 | mg/L | 0.00 | 2.08 | 0.0500 | 0.104 | 0.104 | 0.0947 | 91.1% | 75-125% |
| 952802-5 | Magnesium | SW 6010B | mg/L | 5.06 | 2.08 | 6.00 | 12.5 | 17.5 | 15.6 | 84.5% | 75-125% |
| 952802-1 | Manganese | SW 6010B | mg/L | 0.00 | 1.04 | 2.50 | 2.60 | 2.60 | 2.55 | 98.1% | 75-125% |
| 952756-1 | Mercury | SW 7470A | mg/L | 0.00 | 1.00 | 0.00100 | 0.00100 | 0.00100 | 0.00098 | 98.0% | 75-125% |
| 952802-1 | Molybdenum | SW 6020 | mg/L | 0.0207 | 2.08 | 0.0500 | 0.104 | 0.125 | 0.118 | 93.6% | 75-125% |
| 952802-1 | Nickel | SW 6010B | mg/L | 0.00 | 1.04 | 2.50 | 2.60 | 2.60 | 2.51 | 96.5% | 75-125% |
| 952802-1 | Selenium | SW 6020 | mg/L | 0.00 | 2.08 | 0.0500 | 0.104 | 0.104 | 0.0938 | 90.2% | 75-125% |
| 952802-1 | Silver | SW 6020 | mg/L | 0.00 | 2.08 | 0.0500 | 0.104 | 0.104 | 0.0920 | 88.5% | 75-125% |
| 952802-1 | Thallium | SW 6020 | mg/L | 0.00 | 2.08 | 0.0500 | 0.104 | 0.104 | 0.0989 | 95.1% | 75-125% |
| 952802-1 | Vanadium | SW 6020 | mg/L | 0.0137 | 2.08 | 0.0500 | 0.104 | 0.118 | 0.115 | 97.4% | 75-125% |
| 952802-1 | Zinc | SW 6010B | mg/L | 0.00 | 1.04 | 2.50 | 2.60 | 2.60 | 2.62 | 101% | 75-125% |
| 952802-1 | Boron | SW 6010B | mg/L | 1.40 | 1.04 | 2.50 | 2.60 | 4.00 | 4.12 | 105% | 75-125% |
| 952756-4 | Calcium | SW 6010B | mg/L | 194 | 20.8 | 10.0 | 208 | 402 | 393 | 95.7% | 75-125% |
| 952802-1 | Iron | SW 6010B | mg/L | 0.00 | 1.04 | 2.50 | 2.60 | 2.60 | 2.58 | 99.2% | 75-125% |
| 952802-5 | Potassium | SW 6010B | mg/L | 8.73 | 2.08 | 6.00 | 12.5 | 21.2 | 22.8 | 113% | 75-125% |
| 952756-4 | Sodium | SW 6010B | mg/L | 863 | 20.8 | 10.0 | 208 | 1071 | 1040 | 85.1% | 75-125% |

**ND:** Not detected, or below limit of detection.

**DF:** Dilution Factor

Respectfully submitted,
**TRUESDAIL LABORATORIES, INC.**

Mona Nassimi, Manager
Analytical Services

This report applies only to the sample, or samples, investigated and is not necessarily indicative of the quality or condition of apparently identical or similar products. As a mutual protection to clients, the public, and these laboratories, this report is submitted and accepted for the exclusive use of the client to whom it is addressed and upon the condition that it is not to be used, in whole or in part, in any advertising or publicity matter without prior written authorization from these laboratories.

952802

TRUESDAIL LABORATORIES, INC.
14201 Franklin Avenue, Tustin, CA 92780-7008
(714)730-6239 FAX: (714) 730-6462
www.truesdail.com

# CHAIN OF CUSTODY RECORD

[2006-CMP-007]

COC Number

TURNAROUND TIME 10 Days

DATE 3/15/06 PAGE 1 OF 1

| | |
|---|---|
| COMPANY | CH2M HILL |
| PROJECT NAME | PG&E Topock |
| PHONE | (510) 251-2888 FAX (510) 622-7086 |
| ADDRESS | 155 Grand Ave Ste 1000, Oakland, CA 94612 |
| P.O. NUMBER | 332959.CM.FW.01 |
| SAMPLERS (SIGNATURE | Allan Erickson |

ALERT!! Level III QC

For Sample Conditions See Form Attached

Rec'd 03/15/06
SDG 952802

| | SAMPLE I.D. | DATE | TIME | DESCRIPTION | CR6 (7199) Lab Filtered | Diss Metals (6010B) Field Filtered Time 22 B Ca Mg K Na Mn Fe | NUMBER OF CONTAINERS | COMMENTS |
|---|---|---|---|---|---|---|---|---|
| -1 | OW-050-007 | 3/15/06 | 0932 | Grab | X | X | 2 | pH ≥ 2 |
| -2 | OW-05M-007 | 3/15/06 | 1015 | Grab | X | X | 2 | |
| -3 | OW-055-007 | 3/15/06 | 1048 | Grab | X | X | 2 | |
| -4 | OW-025-007 | 3/15/06 | 1240 | Grab | X | X | 2 | |
| -5 | MW-90-007 | 3/15/06 | 1300 | Grab | X | X | 2 | |
| -6 | OW-015-007 | 3/15/06 | 1406 | Grab | X | X | 2 | |
| -7 | EB-CMP-007-2 | 3/15/06 | 1400 | Grab | X | | 1 | |

## CHAIN OF CUSTODY SIGNATURE RECORD

| | Printed Name | Company/ Agency | Date/ Time |
|---|---|---|---|
| Signature (Relinquished) | Allan Erickson | CH2MHILL | 3/15/06 1500 |
| Signature (Received) | Miguel L. | EXECUTIVE | 3/15/06 1530 |
| Signature (Relinquished) | Miguel L. | EXECUTIVE | 3/15/06 2030 |
| Signature (Received) | J Brown | TLI | 3/15/06 2040 |
| Signature (Relinquished) | | | |
| Signature (Received) | | | |

SAMPLE CONDITIONS

RECEIVED COOL ☐ WARM ☐ °F

CUSTODY SEALED YES ☐ NO ☐

SPECIAL REQUIREMENTS:

TRUESDAIL LABORATORIES, INC.

# Sample Integrity & Analysis Discrepancy Form

**Client:** CH2M HILL **Lab #** 952802

**Date Delivered:** 3/15/06 **Time:** 2040 **By:** ☐Mail ☐Field Service ☑Client

| | | | | |
|---|---|---|---|---|
| 1. | Was a Chain of Custody received and signed? | ☑Yes | ☐No | ☐N/A |
| 2. | Does Customer require an acknowledgement of the COC? | ☐Yes | ☐No | ☑N/A |
| 3. | Are there any special requirements or notes on the COC? | ☐Yes | ☐No | ☑N/A |
| 4. | If a letter was sent with the COC, does it match the COC? | ☐Yes | ☐No | ☑N/A |
| 5. | Were all requested analyses understood and acceptable? | ☑Yes | ☐No | ☐N/A |
| 6. | Were samples received in a chilled condition? Temperature (if yes)? 4 °C | ☑Yes | ☐No | ☐N/A |
| 7. | Were samples received intact (i.e. broken bottles, leaks, air bubbles, etc..)? | ☑Yes | ☐No | ☐N/A |
| 8. | Were sample custody seals intact? | ☐Yes | ☐No | ☑N/A |
| 9. | Does the number of samples received agree with COC? | ☑Yes | ☐No | ☐N/A |
| 10. | Did sample labels correspond with the client ID's? | ☑Yes | ☐No | ☐N/A |
| 11. | Did sample labels indicate proper preservation? Preserved (if yes) by: ☑Truesdail ☐Client | ☑Yes | ☐No | ☐N/A |
| 12. | Were samples pH checked? pH = See C.O.C | ☑Yes | ☐No | ☐N/A |
| 13. | Were all analyses within holding time at time of receipt? If not, notify Project Manager. | ☑Yes | ☐No | ☐N/A |
| 14. | Have Project due dates been checked and accepted? Turn Around Time (TAT): ☐ RUSH ☑Std | ☑Yes | ☐No | ☐N/A |

15. **Sample Matrix:** ☐Liquid ☐Drinking Water ☐Ground Water ☐Waste Water ☐Sludge ☐Soil ☐Wipe ☐Paint ☐Solid ☑Other Water

16. Comments: _____

17. Sample Check-In completed by **Truesdail** Log-In/Receiving: J Braun

ALERT!!
Level III QC

C:\My Documents\Discrp.FormBlank.doc

ALERT!!
Level III QC

**TRUESDAIL LABORATORIES, INC.**
INDEPENDENT TESTING, FORENSIC SCIENCE, AND ENVIRONMENTAL ANALYSES

*Established 1931*

14201 FRANKLIN AVENUE
TUSTIN, CALIFORNIA 92780-7008
(714) 730-6239 · FAX (714) 730-6462
www.truesdail.com

RECEIVED
MAY 26 2006
CH2M HILL
REDDING

# CH2M HILL
## PG&E Topock Project

**Laboratory Number: 954431**
**Received: May 2, 2006**

**2006-CIS-001**
**Project No.: 344808.01.01**
**P.O. No.: 344808.01.01**



**Prepared for:**

**CH2M HILL**
**Attn: Mark Cichy**
**2525 Airpark Dr.**
**Redding, CA 96001**

Prepared by:

TRUESDAIL LABORATORIES, INC.
TUSTIN, CALIFORNIA

# Table of Contents
# TLI Laboratory Data Package

## For Laboratory Number: 954431


| ITEM | Section |
|---|---|
| Case Narrative | 1.0 |
| Summary Table of Final Results | 2.0 |
| Final Reports | 3.0 |
| Standard, Quality Control and Chain of Custody Records | 4.0 |
| Established Retention Time Window and Analytical Raw Data | 5.0 |

Section 1.0

# Case Narrative

# TRUESDAIL LABORATORIES, INC.

INDEPENDENT TESTING, FORENSIC SCIENCE, AND ENVIRONMENTAL ANALYSES

*Established 1931*

14201 FRANKLIN AVENUE
TUSTIN, CALIFORNIA 92780-7008
(714) 730-6239 · FAX (714) 730-6462
www.truesdail.com


May 16, 2006

CH2M HILL
Mr. Shawn Duffy
155 Grand Ave., Suite 1000
Oakland, California 94612

Dear Mr. Duffy:

SUBJECT: CASE NARRATIVE PG&E TOPOCK 2006-CIS-001, GROUNDWATER MONITORING PROJECT, TLI NO.: 954431

Truesdail Laboratories, Inc. is pleased to submit this report summarizing the Topock 2006-CIS-001 groundwater monitoring project for Hexavalent Chromium.

A summary table for this sample delivery group is included in Section 2. Complete laboratory reports, quality control data and chain of custody forms for sampling period are included in Sections 3 and 4. Analytical raw data are under Section 5.

The samples were received and delivered with the chain of custody on May 2, 2006, intact and in chilled condition. The samples will be kept in a locked refrigerator for 30 days, thereafter will be kept in warm storage for additional 2 months before disposal.

No violations or non-conformance actions occurred for this data package.

If you have any questions or require additional information, please contact me at (714) 730-6239 ext. 200.

Respectfully Submitted,
TRUESDAIL LABORATORIES, INC.

Mona Nassimi
Manager, Analytical Services

K.R.P. Iyer
Quality Assurance/Quality Control Officer

CC: Mr. Mark Cichy, CH2M HILL Redding CA

Section 2.0

# Summary Table of Final Results

# TRUESDAIL LABORATORIES, INC.

INDEPENDENT TESTING, FORENSIC SCIENCE, AND ENVIRONMENTAL ANALYSES

*Established 1931*

14201 FRANKLIN AVENUE
TUSTIN, CALIFORNIA 92780-7008
(714) 730-6239 · FAX (714) 730-6462
www.truesdail.com


## REPORT

**Client:** CH2M HILL
155 Grand Ave. Suite 1000
Oakland, CA 94612
**Attention:** Shawn Duffy

**Laboratory No.:** 954431
**Date Received:** May 2, 2006

**Project Name:** PG&E Topock Project
**Project No.:** 344808.01.01
**P.O. No.:** 344808.01.01

# Analytical Results Summary

| Lab I.D. | Sample I.D. | Sample Time | Units | SW 7199 *Chromium Hexavalent* |
|---|---|---|---|---|
| 954431-1 | CW-01M-CIS | 12:51 | mg/L | 0.0151 |
| 954431-2 | CW-02M-CIS | 14:40 | mg/L | 0.0155 |

**ND:** Non Detected (below the reporting limit)
mg/L: Milligrams per liter.
**Note:** The following "Significant Figures" rule has been applied to all results:
Results below 0.01ppm will have two (2) significant figures.
Result above or equal to 0.01ppm will have three (3) significant figures.
Quality Control data will always have three (3) significant figures.


This report applies only to the sample, or samples, investigated and is not necessarily indicative of the quality or condition of apparently identical or similar products. As a mutual protection to clients, the public, and these laboratories, this report is submitted and accepted for the exclusive use of the client to whom it is addressed and upon the condition that it is not to be used, in whole or in part, in any advertising or publicity matter without prior written authorization from these laboratories.

Section 3.0

# Final Reports

# TRUESDAIL LABORATORIES, INC.

INDEPENDENT TESTING, FORENSIC SCIENCE, AND ENVIRONMENTAL ANALYSES

*Established 1931*

14201 FRANKLIN AVENUE
TUSTIN, CALIFORNIA 92780-7008
(714) 730-6239 · FAX (714) 730-6462
www.truesdail.com


## REPORT

**Client:** CH2M HILL
155 Grand Ave. Suite 1000
Oakland, CA 94612
**Attention:** Shawn Duffy

**Laboratory No.:** 954431

**Sample:** Two (2) Groundwater Samples
**Project Name:** PG&E Topock Project
**Project No.:** 344808.01.01
**P.O. No.:** 344808.01.01

**Date:** May 16, 2006
**Collected:** May 2, 2006
**Received:** May 2, 2006
**Analyzed:** May 3, 2006
**Analytical Batch:** 05CrH06D

**Investigation:** Hexavalent Chromium by SW 7199.

## Analytical Results Hexavalent Chromium

| TLI I.D. | Field I.D. | Sample Time | Run Time | Units | DF | RL | Results |
|---|---|---|---|---|---|---|---|
| 954431-1 | CW-01M-CIS | 12:51 | 06:45 | mg/L | 1.05 | 0.00020 | 0.0151 |
| 954431-2 | CW-02M-CIS | 14:40 | 08:43 | mg/L | 1.05 | 0.00020 | 0.0155 |

## QA/QC Summary

| QC STD I.D. | Laboratory Number | Concentration | Duplicate Concentration | Relative Percent Difference | Acceptance limits | QC Within Control |
|---|---|---|---|---|---|---|
| Duplicate | 954435-2 | 0.00872 | 0.00889 | 1.93% | ≤ 20% | Yes |

| QC Std I.D. | Lab Number | Conc.of unspiked sample | Dilution Factor | Added Spike Conc. | MS Amount | Measured Conc. of spiked sample | Theoretical Conc. of spiked sample | MS% Recovery | Acceptance limits | QC Within Control |
|---|---|---|---|---|---|---|---|---|---|---|
| MS | 954431-1 | 0.0151 | 1.09 | 0.0150 | 0.0164 | 0.0319 | 0.0315 | 103% | 85-115% | Yes |
| MS | 954431-2 | 0.0155 | 1.09 | 0.0150 | 0.0164 | 0.0324 | 0.0319 | 103% | 85-115% | Yes |

| QC Std I.D. | Measured Concentration | Theoretical Concentration | Percent Recovery | Acceptance Limits | QC Within Control |
|---|---|---|---|---|---|
| MRCCS | 0.00480 | 0.00500 | 96.0% | 90% - 110% | Yes |
| MRCVS#1 | 0.0104 | 0.0100 | 104% | 90% - 110% | Yes |
| MRCVS#2 | 0.0103 | 0.0100 | 103% | 90% - 110% | Yes |
| MRCVS#3 | 0.0101 | 0.0100 | 101% | 90% - 110% | Yes |
| MRCVS#4 | 0.0103 | 0.0100 | 103% | 90% - 110% | Yes |
| LCS | 0.00489 | 0.00500 | 97.8% | 90% - 110% | Yes |
| LCSD | 0.00498 | 0.00500 | 99.6% | 90% - 110% | Yes |

ND: Below the reporting limit (Not Detected).

DF: Dilution Factor.

Respectfully submitted,
**TRUESDAIL LABORATORIES, INC.**

Mona Nassimi, Manager
Analytical Services


This report applies only to the sample, or samples, investigated and is not necessarily indicative of the quality or condition of apparently identical or similar products. As a mutual protection to clients, the public, and these laboratories, this report is submitted and accepted for the exclusive use of the client to whom it is addressed and upon the condition that it is not to be used, in whole or in part, in any advertising or publicity matter without prior written authorization from these laboratories.

954431

TRUESDAIL LABORATORIES, INC.
14201 Franklin Avenue, Tustin, CA 92780-7008
(714)730-6239 FAX: (714) 730-6462
www.truesdail.com

# CHAIN OF CUSTODY RECORD

[2006-CIS-001]

COC Number

TURNAROUND TIME 10 Days

DATE 5/2/06 PAGE 1 OF 1

COMPANY CH2M HILL

PROJECT NAME PG&E Topock

PHONE (510) 251-2888 FAX (510) 622-7086

ADDRESS 155 Grand Ave Ste 1000
Oakland, CA 94612

P.O. NUMBER

SAMPLERS (SIGNATURE) Brad Shearer

| SAMPLE I.D. | DATE | TIME | DESCRIPTION | CR6 (7196A) Lab Filtered | CR6 (7199) Lab Filtered | NUMBER OF CONTAINERS | COMMENTS |
|---|---|---|---|---|---|---|---|
| 1 CW-01M-CIS | 5/2/06 | 1251 | Groundwater | X | X | 1 | |
| ~~MW-39-60-CIS~~ BS | | | | X | BS | 1 | |
| 2 CW-02M-CIS | 5/2/06 | 1440 | Groundwater | X | | 1 | |

For Sample Conditions See Form Attached

ALERT!! Level III QC

Rec'd 05/02/06 LZB 954431

ALERT!! Level III QC

## CHAIN OF CUSTODY SIGNATURE RECORD

| | Printed Name | Company/ Agency | Date/ Time |
|---|---|---|---|
| Signature (Relinquished) Brad Shearer | Brad Shearer | CH2M Hill | 5/2/06 1705 |
| Signature (Received) J Braun | J Braun | TLI | 5-2-06 21:17 |
| Signature (Relinquished) | | | |
| Signature (Received) | | | |
| Signature (Relinquished) | | | |
| Signature (Received) | | | |

SAMPLE CONDITIONS

RECEIVED COOL ☐ WARM ☐ °F

CUSTODY SEALED YES ☐ NO ☐

SPECIAL REQUIREMENTS:

**TRUESDAIL LABORATORIES, INC.**
INDEPENDENT TESTING, FORENSIC SCIENCE, AND ENVIRONMENTAL ANALYSES

*Established 1931*

14201 FRANKLIN AVENUE
TUSTIN, CALIFORNIA 92780-7008
(714) 730-6239 · FAX (714) 730-6462
www.truesdail.com

RECEIVED
JUN - 2 2006
CH2M HILL
REDDING

# CH2M HILL
## PG&E Topock Project

**Laboratory Number: 954546**
**Received: May 4, 2006**

**2006-CIS-001**
**Project No.: 344808.01.01**
**P.O. No.: 344808.01.01**



**Prepared for:**

**CH2M HILL**
**Attn: Mark Cichy**
**2525 Airpark Dr.**
**Redding, CA 96001**

Prepared by:

TRUESDAIL LABORATORIES, INC.
TUSTIN, CALIFORNIA

# Table of Contents
# TLI Laboratory Data Package

## For Laboratory Number: 954546


| ITEM | Section |
|---|---|
| Case Narrative | 1.0 |
| Summary Table of Final Results | 2.0 |
| Final Reports | 3.0 |
| Wet Chem Analysis/ Raw Data, Standard, Quality Control and Chain of Custody Records | 4.0 |
| Established Retention Time Window and Analytical Raw Data | 5.0 |

Section 1.0

# Case Narrative

**TRUESDAIL LABORATORIES, INC.**

INDEPENDENT TESTING, FORENSIC SCIENCE, AND ENVIRONMENTAL ANALYSES

*Established 1931*

14201 FRANKLIN AVENUE
TUSTIN, CALIFORNIA 92780-7008
(714) 730-6239 · FAX (714) 730-6462
www.truesdail.com

May 26, 2006

CH2M HILL
Mr. Shawn Duffy
155 Grand Ave., Suite 1000
Oakland, California 94612

Dear Mr. Duffy:

SUBJECT: CASE NARRATIVE PG&E TOPOCK 2006-CIS-001, GROUNDWATER MONITORING PROJECT, TLI NO.: 954546

Truesdail Laboratories, Inc. is pleased to submit this report summarizing the Topock 2006-CIS-001 groundwater monitoring project for Hexavalent Chromium.

A summary table for this sample delivery group is included in Section 2. Complete laboratory reports, quality control data and chain of custody forms for sampling period are included in Sections 3 and 4. Analytical raw data are under Section 5.

The samples were received and delivered with the chain of custody on May 4, 2006, intact and in chilled condition. The samples will be kept in a locked refrigerator for 30 days, thereafter will be kept in warm storage for additional 2 months before disposal.

No violations or non-conformance actions occurred for this data package.

If you have any questions or require additional information, please contact me at (714) 730-6239 ext. 200.

Respectfully Submitted,
TRUESDAIL LABORATORIES, INC.

Mona Nassimi
Manager, Analytical Services

K.R.P. Iyer
Quality Assurance/Quality Control Officer

CC: Mr. Mark Cichy, CH2M HILL Redding CA

Section 2.0

# Summary Table of Final Results

**TRUESDAIL LABORATORIES, INC.**
INDEPENDENT TESTING, FORENSIC SCIENCE, AND ENVIRONMENTAL ANALYSES
*Established 1931*
14201 FRANKLIN AVENUE · TUSTIN, CALIFORNIA 92780-7008
(714) 730-6239 · FAX (714) 730-6462 · www.truesdail.com

**Client:** CH2M HILL
155 Grand Ave. Suite 1000
Oakland, CA 94612
**Attention:** Shawn Duffy

**Laboratory No.:** 954546
**Date Received:** May 4, 2006

**Project Name:** PG&E Topock Project
**Project No.:** 344808.01.01
**P.O. No.:** 344808.01.01

# Analytical Results Summary

| Lab I.D. | Sample I.D. | Sample Time | SW 7196A *Chromium Hexavalent* *mg/L* | SW 7199 *Chromium Hexavalent* *mg/L* |
|---|---|---|---|---|
| 954546-1 | MW-38S-CIS | 13:35 | 0.812 | --- |
| 954546-2 | MW-37S-CIS | 14:50 | --- | 0.0081 |
| 954546-3 | OW-03M-CIS | 16:20 | --- | 0.0180 |

ND: Non Detected (below reporting limit)
mg/L: Milligrams per liter.

Note: The following "Significant Figures" rule has been applied to all results:
Results below 0.01ppm will have two (2) significant figures.
Result above or equal to 0.01ppm will have three (3) significant figures.
Quality Control data will always have three (3) significant figures.

This report applies only to the sample, or samples, investigated and is not necessarily indicative of the quality or condition of apparently identical or similar products. As a mutual protection to clients, the public, and these laboratories, this report is submitted and accepted for the exclusive use of the client to whom it is addressed and upon the condition that it is not to be used, in whole or in part, in any advertising or publicity matter without prior written authorization from these laboratories.

Section 3.0

# Final Reports

# TRUESDAIL LABORATORIES, INC.

INDEPENDENT TESTING, FORENSIC SCIENCE, AND ENVIRONMENTAL ANALYSES

*Established 1931*

14201 FRANKLIN AVENUE
TUSTIN, CALIFORNIA 92780-7008
(714) 730-6239 · FAX (714) 730-6462
www.truesdail.com


## REPORT

**Client:** CH2M HILL
155 Grand Ave. Suite 1000
Oakland, CA 94612
**Attention:** Shawn Duffy
**Sample:** Three (3) Groundwater Samples
**Project Name:** PG&E Topock Project
**Project No.:** 344808.01.01
**P.O. No.:** 344808.01.01
**Prep. Batch:** 05CrH06D

**Laboratory No.: 954546**
**Date:** May 16, 2006
**Collected:** May 4, 2006
**Received:** May 4, 2006
**Prep/ Analyzed:** May 5, 2006
**Analytical Batch:** 05CrH06D

**Investigation:** Hexavalent Chromium by SW 7196A

## Analytical Results Hexavalent Chromium

| TLI I.D. | Field I.D. | Sample Time | Run Time | Units | DF | RL | Results |
|---|---|---|---|---|---|---|---|
| 954546-1 | MW-38S-CIS | 13:35 | 10:52 | mg/L | 16.7 | 0.167 | 0.812 |

| QC STD I.D. | Laboratory Number | Concentration | Duplicate Concentration | Relative Percent Difference | Acceptance limits | QC Within Control |
|---|---|---|---|---|---|---|
| Duplicate | 954546-1 | 0.812 | 0.830 | 2.19% | ≤ 20% | Yes |

| QC Std I.D. | Lab Number | Conc.of unspiked sample | Dilution Factor | Added Spike Conc. | MS Amount | Measured Conc. of spiked sample | Theoretical Conc. of spiked sample | MS% Recovery | Acceptance limits | QC Within Control |
|---|---|---|---|---|---|---|---|---|---|---|
| MS | 954546-1 | 0.81 | 16.7 | 0.100 | 1.67 | 2.48 | 2.48 | 100% | 85-115% | Yes |

| QC Std I.D. | Measured Concentration | Theoretical Concentration | Percent Recovery | Acceptance Limits | QC Within Control |
|---|---|---|---|---|---|
| MRCCS | 0.0603 | 0.0600 | 101% | 90% - 110% | Yes |
| MRCVS#1 | 0.0613 | 0.0600 | 102% | 90% - 110% | Yes |
| LCS | 0.101 | 0.100 | 101% | 90% - 110% | Yes |

**ND:** Below the reporting limit (Not Detected).
**DF:** Dilution Factor.

Respectfully submitted,
**TRUESDAIL LABORATORIES, INC.**

Mona Nassimi, Manager
Analytical Services



This report applies only to the sample, or samples, investigated and is not necessarily indicative of the quality or condition of apparently identical or similar products. As a mutual protection to clients, the public, and these laboratories, this report is submitted and accepted for the exclusive use of the client to whom it is addressed and upon the condition that it is not to be used, in whole or in part, in any advertising or publicity matter without prior written authorization from these laboratories.

# TRUESDAIL LABORATORIES, INC.

INDEPENDENT TESTING, FORENSIC SCIENCE, AND ENVIRONMENTAL ANALYSES

*Established 1931*

14201 FRANKLIN AVENUE
TUSTIN, CALIFORNIA 92780-7008
(714) 730-6239 · FAX (714) 730-6462
www.truesdail.com


# REPORT

**Client:** CH2M HILL
155 Grand Ave. Suite 1000
Oakland, CA 94612
**Attention:** Shawn Duffy
**Sample:** Three (3) Groundwater Samples
**Project Name:** PG&E Topock Project
**Project No.:** 344808.01.01
**P.O. No.:** 344808.01.01
**Prep. Batch:** 05CrH06 H

**Laboratory No.: 954546**
**Date:** May 16, 2006
**Collected:** May 4, 2006
**Received:** May 4, 2006
**Prep/ Analyzed:** May 5, 2006
**Analytical Batch:** 05CrH06 H

**Investigation:** Hexavalent Chromium by IC using SW 7199

## Analytical Results Hexavalent Chromium

| TLI I.D. | Field I.D. | Sample Time | Run Time | Units | DF | RL | Results |
|---|---|---|---|---|---|---|---|
| 954546-2 | MW-37S-CIS | 14:50 | 09:26 | mg/L | 1.05 | 0.00020 | 0.0081 |
| 954546-3 | OW-03M-CIS | 16:20 | 11:28 | mg/L | 1.05 | 0.00020 | 0.0180 |

## QA/QC Summary

| QC STD I.D. | Laboratory Number | Concentration | Duplicate Concentration | Relative Percent Difference | Acceptance limits | QC Within Control |
|---|---|---|---|---|---|---|
| Duplicate | 954549-2 | 0.584 | 0.589 | 0.9% | ≤ 20% | Yes |

| QC Std I.D. | Lab Number | Conc.of unspiked sample | Dilution Factor | Added Spike Conc. | MS Amount | Measured Conc. of spiked sample | Theoretical Conc. of spiked sample | MS% Recovery | Acceptance limits | QC Within Control |
|---|---|---|---|---|---|---|---|---|---|---|
| MS | 954546-2 | 0.0081 | 1.06 | 0.0100 | 0.0106 | 0.0185 | 0.0187 | 98.1% | 85-115% | Yes |
| MS | 954546-2 | 0.0081 | 1.08 | 0.0200 | 0.0216 | 0.0291 | 0.0297 | 97.2% | 85-115% | Yes |
| MS | 954546-3 | 0.0180 | 1.08 | 0.0200 | 0.0216 | 0.0401 | 0.0396 | 102% | 85-115% | Yes |

| QC Std I.D. | Measured Concentration | Theoretical Concentration | Percent Recovery | Acceptance Limits | QC Within Control |
|---|---|---|---|---|---|
| MRCCS | 0.00492 | 0.00500 | 98.4% | 90% - 110% | Yes |
| MRCVS#1 | 0.0107 | 0.0100 | 107% | 90% - 110% | Yes |
| MRCVS#2 | 0.0106 | 0.0100 | 106% | 90% - 110% | Yes |
| MRCVS#3 | 0.0104 | 0.0100 | 104% | 90% - 110% | Yes |
| MRCVS#4 | 0.0104 | 0.0100 | 104% | 90% - 110% | Yes |
| MRCVS#5 | 0.0104 | 0.0100 | 104% | 90% - 110% | Yes |
| MRCVS#6 | 0.0103 | 0.0100 | 103% | 90% - 110% | Yes |
| LCS | 0.00482 | 0.00500 | 96.4% | 90% - 110% | Yes |
| LCSD | 0.00495 | 0.00500 | 99.0% | 90% - 110% | Yes |

ND: Below the reporting limit (Not Detected).
DF: Dilution Factor.

Respectfully submitted,
**TRUESDAIL LABORATORIES, INC.**

Mona Nassimi, Manager
Analytical Services



This report applies only to the sample, or samples, investigated and is not necessarily indicative of the quality or condition of apparently identical or similar products. As a mutual protection to clients, the public, and these laboratories, this report is submitted and accepted for the exclusive use of the client to whom it is addressed and upon the condition that it is not to be used, in whole or in part, in any advertising or publicity matter without prior written authorization from these laboratories.

TRUESDAIL LABORATORIES, INC.
14201 Franklin Avenue, Tustin, CA 92780-7008
(714)730-6239 FAX: (714) 730-6462
www.truesdail.com

# CHAIN OF CUSTODY RECORD

[2006-CIS-001]

954546

COC Number

TURNAROUND TIME 10 Days

DATE 5/4/06 PAGE ___ OF ___

Rec'd 05/04/06
s23b 954546

COMPANY CH2M HILL

PROJECT NAME PG&E Topock

PHONE (510) 251-2888 FAX (510) 622-7086

ADDRESS 155 Grand Ave Ste 1000
Oakland, CA 94612

P.O. NUMBER

SAMPLERS (SIGNATURE Shawn F. Duffy

| SAMPLE I.D. | DATE | TIME | DESCRIPTION | CR6 (7196A) Lab Filtered | CR6 (7199) Lab Filtered | NUMBER OF CONTAINERS | COMMENTS |
|---|---|---|---|---|---|---|---|
| 1 MW-38S-CIS | 5/4/06 | 1335 | Groundwater | X | | 1 | Bottle requested SW 7199 |
| 2 MW-37S-CIS | 〃 | 1450 | 〃 | X | X | 1 | |
| 3 OW-03M.CIS | 〃 | 1620 | 〃 | NO 4M | X | 1 | |
| | | | | | | | |
| | | | | | | | |
| | | | | | | | |
| | | | | | | | |
| | | | | | | | |
| | | | | | | | |

Rec Shawn Duffy 5/5/06

For Sample Conditions
See Form Attached

## CHAIN OF CUSTODY SIGNATURE RECORD

| | | | | |
|---|---|---|---|---|
| Signature (Relinquished) Shawn F. Duffy | Printed Name Shawn Duffy | Company/ Agency CH2M | Date/ Time 5/4/06 1645 |
| Signature (Received) Rafael Davila | Printed Name Rafael Davila | Company/ Agency T.L.I | Date/ Time 5-4-06 21:30 |
| Signature (Relinquished) | Printed Name | Company/ Agency | Date/ Time |
| Signature (Received) | Printed Name | Company/ Agency | Date/ Time |
| Signature (Relinquished) | Printed Name | Company/ Agency | Date/ Time |
| Signature (Received) | Printed Name | Company/ Agency | Date/ Time |

SAMPLE CONDITIONS

RECEIVED COOL ☐ WARM ☐ °F

CUSTODY SEALED YES ☐ NO ☐

SPECIAL REQUIREMENTS:

ALERT!!
Level III QC

TRUESDAIL LABORATORIES, INC.
14201 Franklin Avenue, Tustin, CA 92780-7008
(714)730-6239 FAX: (714) 730-6462
www.truesdail.com

# CHAIN OF CUSTODY RECORD

[2006-CIS-001]

954546

COC Number

TURNAROUND TIME 10 Days

DATE 5/4/06 PAGE ___ OF ___

Rec'd 05/04/06
523b 954546

| | |
|---|---|
| COMPANY | CH2M HILL |
| PROJECT NAME | PG&E Topock |
| PHONE | (510) 251-2888 FAX (510) 622-7086 |
| ADDRESS | 155 Grand Ave Ste 1000<br>Oakland, CA 94612 |
| P.O. NUMBER | |
| SAMPLERS (SIGNATURE | Shawn F. Duffy |

| SAMPLE I.D. | DATE | TIME | DESCRIPTION | CR6 (7196A) Lab Filtered | CR6 (7199) Lab Filtered | NUMBER OF CONTAINERS | COMMENTS |
|---|---|---|---|---|---|---|---|
| MW-38S-CIS | 5/4/06 | 1335 | Groundwater | X | | 1 | |
| MW-37S-CIS | 〃 | 1450 | 〃 | X | | 1 | See revised coc |
| OW-03M-CIS | 〃 | 1620 | 〃 | ~~NO~~ X | X | 1 | |

For Sample Conditions
See Form Attached

## CHAIN OF CUSTODY SIGNATURE RECORD

| | Signature | Printed Name | Company/ Agency | Date/ Time |
|---|---|---|---|---|
| Relinquished | Shawn F. Duffy | Shawn Duffy | CH2M | 5/4/06 1645 |
| Received | Rafael Davila | Rafael Davila | T.L.I | 5-4-06 21:30 |
| Relinquished | | | | |
| Received | | | | |
| Relinquished | | | | |
| Received | | | | |

SAMPLE CONDITIONS

RECEIVED COOL ☐ WARM ☐ °F

CUSTODY SEALED YES ☐ NO ☐

SPECIAL REQUIREMENTS:

ALERT!!
Level III QC

F8

06F089

EMAX Laboratories, Inc.
1835 W. 205th Street, Torrance, CA 90501
Tel: (310) 618 8889 Ext. 119 Fax: (310) 618 0818
Joe Kelbley jkelbley@emaxlabs.com

# CHAIN OF CUSTODY RECORD

[2006-CMP-008]

COC Number

TURNAROUND TIME 12 Days

DATE 6-6-06 PAGE ___ OF ___

COMPANY CH2M HILL

PROJECT NAME PG&E Topock GWM

PHONE (510) 251-2888 FAX (510) 622-7086

ADDRESS 155 Grand Ave Ste 1000
Oakland, CA 94612

P.O. NUMBER 332959.CM.FW.01 TEAM 1

SAMPLERS (SIGNATURE ___

| SAMPLE I.D. | DATE | TIME | DESCRIPTION | Specific Conductance (120.1) | pH (150.1) | TDS (160.1) | Alkalinity (310.1) | Anions (300) Chloride,Fluoride,Sulfate | Nitrate/Nitrite (E353.3) | Ammonia (350.2) | Turbidity (180.1) | | | | | | | NUMBER OF CONTAINERS | COMMENTS |
|---|---|---|---|---|---|---|---|---|---|---|---|---|---|---|---|---|---|---|---|
| OW-01D-008 | 6/6 | 0829 | 2 1L Poly | 1 | 1 | 1 | 1 | 1 | 1 | 1 | 1 | | | | | | | 2 | |
| OW-01M-008 | 6/6 | 1000 | | 1 | 1 | 1 | 1 | 1 | 1 | 1 | 1 | | | | | | | 2 | |
| OW-01S-008 | 6/6 | 1100 | | 1 | 1 | 1 | 1 | 1 | 1 | 1 | 1 | | | | | | | 2 | |
| OW-02S-008 | 6/6 | 1200 | | 1 | 1 | 1 | 1 | 1 | 1 | 1 | 1 | | | | | | | 2 | |
| MW-90-008 | 6/6 | 1210 | | 1 | 1 | 1 | 1 | 1 | 1 | 1 | 1 | | | | | | | 2 | |
| | | | | | | | | | | | | | | | | | | | |
| | | | | | | | | | | | | | | | | | | | |
| | | | | | | | | | | | | | | | | | | | |
| | | | | | | | | | | | | | | | | | | | |

## CHAIN OF CUSTODY SIGNATURE RECORD

| | Printed Name | Company/ Agency | Date/ Time |
|---|---|---|---|
| Signature (Relinquished) | Alla Sutton | CH2M HILL | 6/6/06 1230 |
| Signature (Received) | L. Shabunina | TLI | 6/6/06 1800 |
| Signature (Relinquished) | M. MANGAROVA | TLI | 06/7/06 10:05 |
| Signature (Received) | Phil Hatcher | EMAX | 6-7-06 10:10 |
| Signature (Relinquished) | Phil Hatcher | EMAX | 6-7-06 1430 |
| Signature (Received) | J. LUNA | emax | 6-7-06 1430 |

SAMPLE CONDITIONS

RECEIVED COOL ☑ WARM ☐ 3.7°C

CUSTODY SEALED YES ☐ NO ☐

SPECIAL REQUIREMENTS:

06F089

EMAX Laboratories, Inc.
1835 W. 205th Street, Torrance, CA 90501
Tel: (310) 618 8889 Ext. 119 Fax: (310) 618 0818
Joe Kelbley jkelbley@emaxlabs.com

# CHAIN OF CUSTODY RECORD

[2006-CMP-008]

COC Number

TURNAROUND TIME 12 Days

DATE 6/6/06 PAGE 1 OF 1

COMPANY CH2M HILL

PROJECT NAME PG&E Topock GWM

PHONE (510) 251-2888 FAX (510) 622-7086

ADDRESS 155 Grand Ave Ste 1000
Oakland, CA 94612

P.O. NUMBER 332959.CM.FW.01 TEAM 1

SAMPLERS (SIGNATURE [signature]

| SAMPLE I.D. | DATE | TIME | DESCRIPTION | Specific Conductance (120.1) | pH (150.1) | TDS (160.1) | Alkalinity (310.1) | Anions (300) Chloride, Fluoride, Sulfate | Nitrate/Nitrite (E353.3) | Ammonia (350.2) | Turbidity (180.1) | | | | | | | NUMBER OF CONTAINERS | COMMENTS |
|---|---|---|---|---|---|---|---|---|---|---|---|---|---|---|---|---|---|---|---|
| CW-04D | 6/6/06 | 840 | GRAB | x | x | x | x | x | x | x | x | | | | | | | 2 | |
| CW-04M | 6/6/06 | 0910 | GRAB | x | x | x | x | x | x | x | x | | | | | | | 2 | |
| CW-01D | 6/6/06 | 1035 | GRAB | x | x | x | x | x | x | x | x | | | | | | | 2 | |
| | | | | | | | | | | | | | | | | | | | |
| | | | | | | | | | | | | | | | | | | | |
| | | | | | | | | | | | | | | | | | | | |
| | | | | | | | | | | | | | | | | | | | |
| | | | | | | | | | | | | | | | | | | | |
| | | | | | | | | | | | | | | | | | | | |

## CHAIN OF CUSTODY SIGNATURE RECORD

| | | | | | |
|---|---|---|---|---|---|
| Signature (Relinquished) [signature] | Printed Name Allen Erickson | Company/ Agency CH2M HILL | Date/ Time 6/6/06 1217 |
| Signature (Received) L. Shabunina | Printed Name L. Shabunina | Company/ Agency TH | Date/ Time 6/6/06 1800 |
| Signature (Relinquished) MANGAROVA | Printed Name MANGAROVA | Company/ Agency TH | Date/ Time 6/07/06 10:05 |
| Signature (Received) [signature] | Printed Name Phil Hatcher | Company/ Agency EMAX | Date/ Time 6-7-06 10:10 |
| Signature (Relinquished) [signature] | Printed Name Phil Hatcher | Company/ Agency EMAX | Date/ Time 6-7-06 1430 |
| Signature (Received) [signature] | Printed Name J. LUNA | Company/ Agency EMAX | Date/ Time 6-7-06 1430 |

SAMPLE CONDITIONS

RECEIVED COOL ☑ WARM ☐ 3.7° °C

CUSTODY SEALED YES ☐ NO ☐

SPECIAL REQUIREMENTS:

# CASE NARRATIVE

**CLIENT:** CH2M HILL

**PROJECT:** PG&E'S TOPOCK GAS COMPRESSOR STAT

**SDG:** 06F089

## METHOD 120.1
## SPECIFIC CONDUCTIVITY

Eight (8) water samples were received on 06/07/06 for Specific Conductivity analysis by Method 120.1 in accordance with "Method for Chemical Analysis of Water and Wastewater", EPA 600/4-79-020 (1983).

### 1. Holding Time

Analysis met holding time criteria.

### 2. Duplicate

Duplicate sample was not designated in this SDG.

### 3. Sample Analysis

Samples were analyzed according to the prescribed QC procedures. All criteria were met.

METHOD 120.1
SPECIFIC CONDUCTIVITY

Client : CH2M HILL
Project : PG&E'S TOPOCK GAS COMPRESSOR STAT
Batch No. : 06F089

Matrix : WATER
Instrument ID : I104

| SAMPLE ID | EMAX SAMPLE ID | RESULTS (umhos/cm) | DLF | MOIST | RL (umhos/cm) | MDL (umhos/cm) | Analysis DATETIME | Extraction DATETIME | LFID | CAL REF | PREP BATCH | Collection DATETIME | Received DATETIME |
|---|---|---|---|---|---|---|---|---|---|---|---|---|---|
| OW-01D-008 | F089-01 | 5980 | 1 | NA | 2 | .5 | 06/14/0610:47 | NA | ECF003W-04 | NA | ECF003W | 06/06/06 | 06/07/06 |
| OW-01M-008 | F089-02 | 5500 | 1 | NA | 2 | .5 | 06/14/0610:49 | NA | ECF003W-05 | NA | ECF003W | 06/06/06 | 06/07/06 |
| OW-01S-008 | F089-03 | 1640 | 1 | NA | 2 | .5 | 06/14/0610:53 | NA | ECF003W-06 | NA | ECF003W | 06/06/06 | 06/07/06 |
| OW-02S-008 | F089-04 | 1820 | 1 | NA | 2 | .5 | 06/14/0610:57 | NA | ECF003W-07 | NA | ECF003W | 06/06/06 | 06/07/06 |
| MW-90-008 | F089-05 | 1660 | 1 | NA | 2 | .5 | 06/14/0611:09 | NA | ECF003W-08 | NA | ECF003W | 06/06/06 | 06/07/06 |
| CW-04D-008 | F089-06 | 10200 | 1 | NA | 2 | .5 | 06/14/0611:14 | NA | ECF003W-09 | NA | ECF003W | 06/06/06 | 06/07/06 |
| CW-04M-008 | F089-07 | 5410 | 1 | NA | 2 | .5 | 06/14/0611:17 | NA | ECF003W-10 | NA | ECF003W | 06/06/06 | 06/07/06 |
| CW-01D-008 | F089-08 | 7360 | 1 | NA | 2 | .5 | 06/14/0611:24 | NA | ECF003W-11 | NA | ECF003W | 06/06/06 | 06/07/06 |

2682

# CASE NARRATIVE

CLIENT: CH2M HILL

PROJECT: PG&E'S TOPOCK GAS COMPRESSOR STAT

SDG: 06F089

## METHOD 150.1
## pH

Eight (8) water samples were received on 06/07/06 for pH analysis by Method 150.1 in accordance with "Method for Chemical Analysis of Water and Wastewater", EPA 600/4-79-020 (1983).

### 1. Holding Time

Analysis met holding time criteria.

### 2. Duplicate

Duplicate sample was not designated in this SDG.

### 3. Sample Analysis

Samples were analyzed according to the prescribed QC procedures. All criteria were met.

METHOD 150.1
PH

Client : CH2M HILL
Project : PG&E'S TOPOCK GAS COMPRESSOR STAT
Batch No. : 06F089

Matrix : WATER
Instrument ID : 153

| SAMPLE ID | EMAX SAMPLE ID | RESULTS (pHUnit) | DLF | MOIST | RL (pHUnit) | MDL (pHUnit) | Analysis DATETIME | Extraction DATETIME | LFID | CAL REF | PREP BATCH | Collection DATETIME | Received DATETIME |
|---|---|---|---|---|---|---|---|---|---|---|---|---|---|
| OW-01D-008 | F089-01 | 7.95 | 1 | NA | NA | NA | 06/07/0617:56 | NA | PHF005W-04 | NA | PHF005W | 06/06/06 | 06/07/06 |
| OW-01M-008 | F089-02 | 7.80 | 1 | NA | NA | NA | 06/07/0617:58 | NA | PHF005W-05 | NA | PHF005W | 06/06/06 | 06/07/06 |
| OW-01S-008 | F089-03 | 7.26 | 1 | NA | NA | NA | 06/07/0617:59 | NA | PHF005W-06 | NA | PHF005W | 06/06/06 | 06/07/06 |
| OW-02S-008 | F089-04 | 7.95 | 1 | NA | NA | NA | 06/07/0618:00 | NA | PHF005W-07 | NA | PHF005W | 06/06/06 | 06/07/06 |
| MW-90-008 | F089-05 | 7.95 | 1 | NA | NA | NA | 06/07/0618:03 | NA | PHF005W-08 | NA | PHF005W | 06/06/06 | 06/07/06 |
| CW-04D-008 | F089-06 | 7.86 | 1 | NA | NA | NA | 06/07/0618:04 | NA | PHF005W-09 | NA | PHF005W | 06/06/06 | 06/07/06 |
| CW-04M-008 | F089-07 | 7.85 | 1 | NA | NA | NA | 06/07/0618:06 | NA | PHF005W-10 | NA | PHF005W | 06/06/06 | 06/07/06 |
| CW-01D-008 | F089-08 | 7.62 | 1 | NA | NA | NA | 06/07/0618:08 | NA | PHF005W-11 | NA | PHF005W | 06/06/06 | 06/07/06 |

# CASE NARRATIVE

CLIENT: CH2M HILL

PROJECT: PG&E'S TOPOCK GAS COMPRESSOR STAT

SDG: 06F089

## METHOD 160.1
## TOTAL DISSOLVED SOLIDS

Eight (8) water samples were received on 06/07/06 for Total Dissolved Solids analysis by Method 160.1 in accordance with "Method for Chemical Analysis of Water and Wastewater", EPA 600/4-79-020 (1983).

1. **Holding Time**

   Analysis met holding time criteria.

2. **Method Blank**

   Method blank was free of contamination at the reporting limit.

3. **Lab Control Sample/Lab Control Sample Duplicate**

   Lab control results were within QC limit.

4. **Duplicate**

   Duplicate sample was not designated in this SDG.

5. **Sample Analysis**

   Samples were analyzed according to the prescribed QC procedures. All criteria were met.

METHOD 160.1
TOTAL DISSOLVED SOLIDS

Client : CH2M HILL
Project : PG&E'S TOPOCK GAS COMPRESSOR STAT
Batch No. : 06F089

Matrix : WATER
Instrument ID : NA

| SAMPLE ID | EMAX SAMPLE ID | RESULTS (mg/L) | DLF | MOIST | RL (mg/L) | MDL (mg/L) | Analysis DATETIME | Extraction DATETIME | LFID | CAL REF | PREP BATCH | Collection DATETIME | Received DATETIME |
|---|---|---|---|---|---|---|---|---|---|---|---|---|---|
| MBLK1W | TDF004WB | ND | 1 | NA | 10 | 5 | 06/12/0617:44 | 06/09/0616:49 | TDF004W-01 | NA | TDF004W | NA | NA |
| LCS1W | TDF004WL | 300 | 1 | NA | 10 | 5 | 06/12/0617:45 | 06/09/0616:49 | TDF004W-02 | NA | TDF004W | NA | NA |
| LCD1W | TDF004WC | 300 | 1 | NA | 10 | 5 | 06/12/0617:45 | 06/09/0616:49 | TDF004W-03 | NA | TDF004W | NA | NA |
| OW-01D-008 | F089-01 | 4180 | 1 | NA | 10 | 5 | 06/12/0617:47 | 06/09/0616:49 | TDF004W-13 | NA | TDF004W | 06/06/06 | 06/07/06 |
| OW-01M-008 | F089-02 | 4200 | 1 | NA | 10 | 5 | 06/12/0617:47 | 06/09/0616:49 | TDF004W-14 | NA | TDF004W | 06/06/06 | 06/07/06 |
| OW-01S-008 | F089-03 | 1370 | 1 | NA | 10 | 5 | 06/12/0617:47 | 06/09/0616:49 | TDF004W-15 | NA | TDF004W | 06/06/06 | 06/07/06 |
| OW-02S-008 | F089-04 | 1010 | 1 | NA | 10 | 5 | 06/12/0617:47 | 06/09/0616:49 | TDF004W-16 | NA | TDF004W | 06/06/06 | 06/07/06 |
| MW-90-008 | F089-05 | 1020 | 1 | NA | 10 | 5 | 06/12/0617:48 | 06/09/0616:49 | TDF004W-17 | NA | TDF004W | 06/06/06 | 06/07/06 |
| CW-04D-008 | F089-06 | 7010 | 1 | NA | 10 | 5 | 06/12/0617:48 | 06/09/0616:49 | TDF004W-18 | NA | TDF004W | 06/06/06 | 06/07/06 |
| CW-04M-008 | F089-07 | 3450 | 1 | NA | 10 | 5 | 06/12/0617:48 | 06/09/0616:49 | TDF004W-19 | NA | TDF004W | 06/06/06 | 06/07/06 |
| CW-01D-008 | F089-08 | 4790 | 1 | NA | 10 | 5 | 06/12/0617:48 | 06/09/0616:49 | TDF004W-20 | NA | TDF004W | 06/06/06 | 06/07/06 |

# CASE NARRATIVE

CLIENT: CH2M HILL

PROJECT: PG&E'S TOPOCK GAS COMPRESSOR STAT

SDG: 06F089

## METHOD 180.1
## TURBIDITY

Eight (8) water samples were received on 06/07/06 for Turbidity analysis by Method 180.1 in accordance with "Method for Chemical Analysis of Water and Wastewater", EPA 600/4-79-020 (1983).

1. **Holding Time**

   Analysis met holding time criteria.

2. **Method Blank**

   Method blank was free of contamination at the reporting limit.

3. **Lab Control Sample**

   Lab control result was within QC limit.

4. **Duplicate**

   Sample F089-08 was analyzed for duplicate. %RPD was within QC limit.

5. **Sample Analysis**

   Samples were analyzed according to the prescribed QC procedures. All criteria were met.

METHOD 180.1
TURBIDITY

Client : CH2M HILL
Project : PG&E'S TOPOCK GAS COMPRESSOR STAT
Batch No. : 06F089

Matrix : WATER
Instrument ID : 130

| SAMPLE ID | EMAX SAMPLE ID | RESULTS (NTU) | DLF | MOIST | RL (NTU) | MDL (NTU) | Analysis DATETIME | Extraction DATETIME | LFID | CAL REF | PREP BATCH | Collection DATETIME | Received DATETIME |
|---|---|---|---|---|---|---|---|---|---|---|---|---|---|
| MBLK1W | TUF004WB | ND | 1 | NA | 1 | .1 | 06/07/0617:49 | NA | TUF004W-09 | TUF004W-07 | TUF004W | NA | NA |
| LCS1W | TUF004WL | 2.07 | 1 | NA | 1 | .1 | 06/07/0617:51 | NA | TUF004W-10 | TUF004W-07 | TUF004W | NA | NA |
| OW-01D-008 | F089-01 | 15.4 | 1 | NA | 1 | .1 | 06/07/0617:53 | NA | TUF004W-11 | TUF004W-07 | TUF004W | 06/06/06 | 06/07/06 |
| OW-01M-008 | F089-02 | 1.42 | 1 | NA | 1 | .1 | 06/07/0617:54 | NA | TUF004W-12 | TUF004W-07 | TUF004W | 06/06/06 | 06/07/06 |
| OW-01S-008 | F089-03 | 1.95 | 1 | NA | 1 | .1 | 06/07/0617:55 | NA | TUF004W-13 | TUF004W-07 | TUF004W | 06/06/06 | 06/07/06 |
| OW-02S-008 | F089-04 | 4.01 | 1 | NA | 1 | .1 | 06/07/0617:57 | NA | TUF004W-14 | TUF004W-07 | TUF004W | 06/06/06 | 06/07/06 |
| MW-90-008 | F089-05 | 3.27 | 1 | NA | 1 | .1 | 06/07/0617:59 | NA | TUF004W-15 | TUF004W-07 | TUF004W | 06/06/06 | 06/07/06 |
| CW-04D-008 | F089-06 | ND | 1 | NA | 1 | .1 | 06/07/0618:01 | NA | TUF004W-16 | TUF004W-07 | TUF004W | 06/06/06 | 06/07/06 |
| CW-04M-008 | F089-07 | ND | 1 | NA | 1 | .1 | 06/07/0618:03 | NA | TUF004W-17 | TUF004W-07 | TUF004W | 06/06/06 | 06/07/06 |
| CW-01D-008 | F089-08 | ND | 1 | NA | 1 | .1 | 06/07/0618:05 | NA | TUF004W-18 | TUF004W-07 | TUF004W | 06/06/06 | 06/07/06 |
| CW-01D-008DUP | F089-08D | ND | 1 | NA | 1 | .1 | 06/07/0618:07 | NA | TUF004W-19 | TUF004W-07 | TUF004W | 06/06/06 | 06/07/06 |

# CASE NARRATIVE

CLIENT: CH2M HILL

PROJECT: PG&E'S TOPOCK GAS COMPRESSOR STAT

SDG: 06F089

## METHOD 300.0
## ANIONS

Eight (8) water samples were received on 06/07/06 for Chloride, Fluoride and Sulfate analyses by method 300.0 in accordance with "Method for Determination of Inorganic Anions by Ion Chromatography", EPA 600/84-017.

1. **Holding Time**

   Analyses met holding time criteria.

2. **Method Blank**

   Method blanks were free of contamination at the reporting limit.

3. **Lab Control Sample/Lab Control Sample Duplicate**

   Lab control results were within QC limits.

4. **Duplicate**

   Duplicate sample was not designated in this SDG.

5. **Matrix Spike**

   MS sample was not designated in this SDG.

6. **Sample Analysis**

   Samples were analyzed according to the prescribed QC procedures. All criteria were met.

METHOD 300.0
CHLORIDE

Client : CH2M HILL
Project : PG&E'S TOPOCK GAS COMPRESSOR STAT
Batch No. : 06F089

Matrix : WATER
Instrument ID : I100

| SAMPLE ID | EMAX SAMPLE ID | RESULTS (mg/L) | DLF | MOIST | RL (mg/L) | MDL (mg/L) | Analysis DATETIME | Extraction DATETIME | LFID | CAL REF | PREP BATCH | Collection DATETIME | Received DATETIME |
|---|---|---|---|---|---|---|---|---|---|---|---|---|---|
| MBLK1W | ICF026WB | ND | 1 | NA | .5 | .1 | 06/13/0621:55 | NA | AF13-34 | AF13-25 | ICF026W | NA | NA |
| LCS1W | ICF026WL | 5.14 | 1 | NA | .5 | .1 | 06/13/0622:13 | NA | AF13-35 | AF13-25 | ICF026W | NA | NA |
| LCD1W | ICF026WC | 5.13 | 1 | NA | .5 | .1 | 06/13/0622:30 | NA | AF13-36 | AF13-25 | ICF026W | NA | NA |
| OW-01D-008 | F089-01 | 2030 | 500 | NA | 250 | 50 | 06/14/0605:32 | NA | AF13-60 | AF13-50 | ICF026W | 06/06/06 | 06/07/06 |
| OW-01M-008 | F089-02 | 2160 | 500 | NA | 250 | 50 | 06/14/0605:49 | NA | AF13-61 | AF13-50 | ICF026W | 06/06/06 | 06/07/06 |
| OW-01S-008 | F089-03 | 644 | 100 | NA | 50 | 10 | 06/14/0606:42 | NA | AF13-64 | AF13-62 | ICF026W | 06/06/06 | 06/07/06 |
| OW-02S-008 | F089-04 | 429 | 100 | NA | 50 | 10 | 06/14/0607:00 | NA | AF13-65 | AF13-62 | ICF026W | 06/06/06 | 06/07/06 |
| MBLK2W | ICF027WB | ND | 1 | NA | .5 | .1 | 06/14/0607:17 | NA | AF13-66 | AF13-62 | ICF027W | NA | NA |
| LCS2W | ICF027WL | 5.16 | 1 | NA | .5 | .1 | 06/14/0607:35 | NA | AF13-67 | AF13-62 | ICF027W | NA | NA |
| LCD2W | ICF027WC | 5.16 | 1 | NA | .5 | .1 | 06/14/0607:52 | NA | AF13-68 | AF13-62 | ICF027W | NA | NA |
| MW-90-008 | F089-05 | 421 | 100 | NA | 50 | 10 | 06/14/0608:10 | NA | AF13-69 | AF13-62 | ICF027W | 06/06/06 | 06/07/06 |
| CW-04D-008 | F089-06 | 3710 | 1000 | NA | 500 | 100 | 06/14/0608:45 | NA | AF13-71 | AF13-62 | ICF027W | 06/06/06 | 06/07/06 |
| CW-04M-008 | F089-07 | 1780 | 500 | NA | 250 | 50 | 06/14/0609:20 | NA | AF13-73 | AF13-62 | ICF027W | 06/06/06 | 06/07/06 |
| CW-01D-008 | F089-08 | 2500 | 500 | NA | 250 | 50 | 06/14/0610:13 | NA | AF13-76 | AF13-74 | ICF027W | 06/06/06 | 06/07/06 |

METHOD 300.0
FLUORIDE

Client : CH2M HILL
Project : PG&E'S TOPOCK GAS COMPRESSOR STAT
Batch No. : 06F089

Matrix : WATER
Instrument ID : I100

| SAMPLE ID | EMAX SAMPLE ID | RESULTS (mg/L) | DLF | MOIST | RL (mg/L) | MDL (mg/L) | Analysis DATETIME | Extraction DATETIME | LFID | CAL REF | PREP BATCH | Collection DATETIME | Received DATETIME |
|---|---|---|---|---|---|---|---|---|---|---|---|---|---|
| MBLK1W | ICF019WB | ND | 1 | NA | .5 | .05 | 06/09/0622:52 | NA | AF09-33 | AF09-25 | ICF019W | NA | NA |
| LCS1W | ICF019WL | 1.86 | 1 | NA | .5 | .05 | 06/09/0623:09 | NA | AF09-34 | AF09-25 | ICF019W | NA | NA |
| LCD1W | ICF019WC | 1.95 | 1 | NA | .5 | .05 | 06/09/0623:27 | NA | AF09-35 | AF09-25 | ICF019W | NA | NA |
| OW-01D-008 | F089-01 | 2.31 | 1 | NA | .5 | .05 | 06/10/0606:28 | NA | AF09-59 | AF09-49 | ICF019W | 06/06/06 | 06/07/06 |
| OW-01M-008 | F089-02 | 1.49 | 1 | NA | .5 | .05 | 06/10/0607:21 | NA | AF09-62 | AF09-60 | ICF019W | 06/06/06 | 06/07/06 |
| OW-01S-008 | F089-03 | 2.2 | 1 | NA | .5 | .05 | 06/10/0607:39 | NA | AF09-63 | AF09-60 | ICF019W | 06/06/06 | 06/07/06 |
| OW-02S-008 | F089-04 | 4.16 | 1 | NA | .5 | .05 | 06/10/0607:56 | NA | AF09-64 | AF09-60 | ICF019W | 06/06/06 | 06/07/06 |
| MW-90-008 | F089-05 | 4.01 | 1 | NA | .5 | .05 | 06/10/0608:14 | NA | AF09-65 | AF09-60 | ICF019W | 06/06/06 | 06/07/06 |
| CW-04D-008 | F089-06 | 2.8 | 1 | NA | .5 | .05 | 06/10/0608:31 | NA | AF09-66 | AF09-60 | ICF019W | 06/06/06 | 06/07/06 |
| MBLK2W | ICF020WB | ND | 1 | NA | .5 | .05 | 06/10/0609:07 | NA | AF09-68 | AF09-60 | ICF020W | NA | NA |
| LCS2W | ICF020WL | 1.82 | 1 | NA | .5 | .05 | 06/10/0609:24 | NA | AF09-69 | AF09-60 | ICF020W | NA | NA |
| LCD2W | ICF020WC | 1.84 | 1 | NA | .5 | .05 | 06/10/0609:42 | NA | AF09-70 | AF09-60 | ICF020W | NA | NA |
| CW-04M-008 | F089-07 | 1.63 | 1 | NA | .5 | .05 | 06/10/0609:59 | NA | AF09-71 | AF09-60 | ICF020W | 06/06/06 | 06/07/06 |
| CW-01D-008 | F089-08 | 3.27 | 1 | NA | .5 | .05 | 06/10/0610:56 | NA | AF09-74 | AF09-72 | ICF020W | 06/06/06 | 06/07/06 |

METHOD 300.0
SULFATE

Client : CH2M HILL
Project : PG&E'S TOPOCK GAS COMPRESSOR STAT
Batch No. : 06F089

Matrix : WATER
Instrument ID : I100

| SAMPLE ID | EMAX SAMPLE ID | RESULTS (mg/L) | DLF | MOIST | RL (mg/L) | MDL (mg/L) | Analysis DATETIME | Extraction DATETIME | LFID | CAL REF | PREP BATCH | Collection DATETIME | Received DATETIME |
|---|---|---|---|---|---|---|---|---|---|---|---|---|---|
| MBLK1W | ICF026WB | ND | 1 | NA | .5 | .25 | 06/13/0621:55 | NA | AF13-34 | AF13-25 | ICF026W | NA | NA |
| LCS1W | ICF026WL | 4.92 | 1 | NA | .5 | .25 | 06/13/0622:13 | NA | AF13-35 | AF13-25 | ICF026W | NA | NA |
| LCD1W | ICF026WC | 4.92 | 1 | NA | .5 | .25 | 06/13/0622:30 | NA | AF13-36 | AF13-25 | ICF026W | NA | NA |
| OW-01D-008 | F089-01 | 545 | 500 | NA | 250 | 125 | 06/14/0605:32 | NA | AF13-60 | AF13-50 | ICF026W | 06/06/06 | 06/07/06 |
| OW-01M-008 | F089-02 | 538 | 500 | NA | 250 | 125 | 06/14/0605:49 | NA | AF13-61 | AF13-50 | ICF026W | 06/06/06 | 06/07/06 |
| OW-01S-008 | F089-03 | 143 | 100 | NA | 50 | 25 | 06/14/0606:42 | NA | AF13-64 | AF13-62 | ICF026W | 06/06/06 | 06/07/06 |
| OW-02S-008 | F089-04 | 137 | 100 | NA | 50 | 25 | 06/14/0607:00 | NA | AF13-65 | AF13-62 | ICF026W | 06/06/06 | 06/07/06 |
| MBLK2W | ICF027WB | ND | 1 | NA | .5 | .25 | 06/14/0607:17 | NA | AF13-66 | AF13-62 | ICF027W | NA | NA |
| LCS2W | ICF027WL | 4.96 | 1 | NA | .5 | .25 | 06/14/0607:35 | NA | AF13-67 | AF13-62 | ICF027W | NA | NA |
| LCD2W | ICF027WC | 4.96 | 1 | NA | .5 | .25 | 06/14/0607:52 | NA | AF13-68 | AF13-62 | ICF027W | NA | NA |
| MW-90-008 | F089-05 | 135 | 100 | NA | 50 | 25 | 06/14/0608:10 | NA | AF13-69 | AF13-62 | ICF027W | 06/06/06 | 06/07/06 |
| CW-04D-008 | F089-06 | 504 | 100 | NA | 50 | 25 | 06/14/0608:27 | NA | AF13-70 | AF13-62 | ICF027W | 06/06/06 | 06/07/06 |
| CW-04M-008 | F089-07 | 262 | 50 | NA | 25 | 12.5 | 06/14/0609:03 | NA | AF13-72 | AF13-62 | ICF027W | 06/06/06 | 06/07/06 |
| CW-01D-008 | F089-08 | 501 | 500 | NA | 250 | 125 | 06/14/0610:13 | NA | AF13-76 | AF13-74 | ICF027W | 06/06/06 | 06/07/06 |

8621

# CASE NARRATIVE

CLIENT: CH2M HILL

PROJECT: PG&E'S TOPOCK GAS COMPRESSOR STAT

SDG: 06F089

## METHOD 310.1
## ALKALINITY

Eight (8) water samples were received on 06/07/06 for Bicarbonate, Carbonate and Total Alkalinity analysis by Method 310.1 in accordance with "Method for Chemical Analysis of Water and Wastewater", EPA 600/4-79-020 (1983).

1. **Holding Time**

   Analysis met holding time criteria.

2. **Method Blank**

   Method blank was free of contamination at the reporting limit.

3. **Lab Control Sample/Lab Control Sample Duplicate**

   Lab control results were within QC limit.

4. **Duplicate**

   Sample F089-08 was analyzed for duplicate. %RPD was within QC limit.

5. **Matrix Spike**

   Sample F089-08 was spiked. %Recovery was within QC limit.

6. **Sample Analysis**

   Samples were analyzed according to the prescribed QC procedures. All criteria were met.

METHOD 310.1
BICARBONATE ALKALINITY

Client : CH2M HILL
Project : PG&E'S TOPOCK GAS COMPRESSOR STAT
Batch No. : 06F089

Matrix : WATER
Instrument ID : NA

| SAMPLE ID | EMAX SAMPLE ID | RESULTS (mg/L) | DLF | MOIST | RL (mg/L) | MDL (mg/L) | Analysis DATETIME | Extraction DATETIME | LFID | CAL REF | PREP BATCH | Collection DATETIME | Received DATETIME |
|---|---|---|---|---|---|---|---|---|---|---|---|---|---|
| MBLK1W | ALF009WB | ND | 1 | NA | 5 | 1 | 06/12/0615:51 | NA | ALF009W-01 | NA | ALF009W | NA | NA |
| LCS1W | ALF009WL | 36.3 | 1 | NA | 5 | 1 | 06/12/0615:52 | NA | ALF009W-02 | NA | ALF009W | NA | NA |
| LCD1W | ALF009WC | 35.8 | 1 | NA | 5 | 1 | 06/12/0615:53 | NA | ALF009W-03 | NA | ALF009W | NA | NA |
| OW-01D-008 | F089-01 | 58.8 | 1 | NA | 5 | 1 | 06/12/0615:59 | NA | ALF009W-07 | NA | ALF009W | 06/06/06 | 06/07/06 |
| OW-01M-008 | F089-02 | 56.4 | 1 | NA | 5 | 1 | 06/12/0615:59 | NA | ALF009W-08 | NA | ALF009W | 06/06/06 | 06/07/06 |
| OW-01S-008 | F089-03 | 66.2 | 1 | NA | 5 | 1 | 06/12/0615:59 | NA | ALF009W-09 | NA | ALF009W | 06/06/06 | 06/07/06 |
| OW-02S-008 | F089-04 | 101 | 1 | NA | 5 | 1 | 06/12/0616:00 | NA | ALF009W-10 | NA | ALF009W | 06/06/06 | 06/07/06 |
| MW-90-008 | F089-05 | 103 | 1 | NA | 5 | 1 | 06/12/0616:00 | NA | ALF009W-11 | NA | ALF009W | 06/06/06 | 06/07/06 |
| CW-04D-008 | F089-06 | 39.2 | 1 | NA | 5 | 1 | 06/12/0616:00 | NA | ALF009W-12 | NA | ALF009W | 06/06/06 | 06/07/06 |
| CW-04M-008 | F089-07 | 53.9 | 1 | NA | 5 | 1 | 06/12/0616:05 | NA | ALF009W-13 | NA | ALF009W | 06/06/06 | 06/07/06 |
| CW-01D-008 | F089-08 | 36.8 | 1 | NA | 5 | 1 | 06/12/0616:05 | NA | ALF009W-14 | NA | ALF009W | 06/06/06 | 06/07/06 |
| CW-01D-008DUP | F089-08D | 34.3 | 1 | NA | 5 | 1 | 06/12/0616:06 | NA | ALF009W-15 | NA | ALF009W | 06/06/06 | 06/07/06 |
| CW-01D-008MS | F089-08M | 102 | 1 | NA | 5 | 1 | 06/12/0616:06 | NA | ALF009W-16 | NA | ALF009W | 06/06/06 | 06/07/06 |

METHOD 310.1
CARBONATE ALKALINITY

Client : CH2M HILL
Project : PG&E'S TOPOCK GAS COMPRESSOR STAT
Batch No. : 06F089

Matrix : WATER
Instrument ID :

| SAMPLE ID | EMAX SAMPLE ID | RESULTS (mg/L) | DLF | MOIST | RL (mg/L) | MDL (mg/L) | Analysis DATETIME | Extraction DATETIME | LFID | CAL REF | PREP BATCH | Collection DATETIME | Received DATETIME |
|---|---|---|---|---|---|---|---|---|---|---|---|---|---|
| MBLK1W | ALF009WB | ND | 1 | NA | 5 | 1 | 06/12/0615:51 | NA | ALF009W-01 | NA | ALF009W | NA | NA |
| OW-01D-008 | F089-01 | ND | 1 | NA | 5 | 1 | 06/12/0615:59 | NA | ALF009W-07 | NA | ALF009W | 06/06/06 | 06/07/06 |
| OW-01M-008 | F089-02 | ND | 1 | NA | 5 | 1 | 06/12/0615:59 | NA | ALF009W-08 | NA | ALF009W | 06/06/06 | 06/07/06 |
| OW-01S-008 | F089-03 | ND | 1 | NA | 5 | 1 | 06/12/0615:59 | NA | ALF009W-09 | NA | ALF009W | 06/06/06 | 06/07/06 |
| OW-02S-008 | F089-04 | ND | 1 | NA | 5 | 1 | 06/12/0616:00 | NA | ALF009W-10 | NA | ALF009W | 06/06/06 | 06/07/06 |
| MW-90-008 | F089-05 | ND | 1 | NA | 5 | 1 | 06/12/0616:00 | NA | ALF009W-11 | NA | ALF009W | 06/06/06 | 06/07/06 |
| CW-04D-008 | F089-06 | ND | 1 | NA | 5 | 1 | 06/12/0616:00 | NA | ALF009W-12 | NA | ALF009W | 06/06/06 | 06/07/06 |
| CW-04M-008 | F089-07 | ND | 1 | NA | 5 | 1 | 06/12/0616:05 | NA | ALF009W-13 | NA | ALF009W | 06/06/06 | 06/07/06 |
| CW-01D-008 | F089-08 | ND | 1 | NA | 5 | 1 | 06/12/0616:05 | NA | ALF009W-14 | NA | ALF009W | 06/06/06 | 06/07/06 |
| CW-01D-008DUP | F089-08D | ND | 1 | NA | 5 | 1 | 06/12/0616:06 | NA | ALF009W-15 | NA | ALF009W | 06/06/06 | 06/07/06 |

METHOD 310.1
TOTAL ALKALINITY

Client : CH2M HILL
Project : PG&E'S TOPOCK GAS COMPRESSOR STAT
Batch No. : 06F089

Matrix : WATER
Instrument ID : NA

| SAMPLE ID | EMAX SAMPLE ID | RESULTS (mg/L) | DLF | MOIST | RL (mg/L) | MDL (mg/L) | Analysis DATETIME | Extraction DATETIME | LFID | CAL REF | PREP BATCH | Collection DATETIME | Received DATETIME |
|---|---|---|---|---|---|---|---|---|---|---|---|---|---|
| MBLK1W | ALF009WB | ND | 1 | NA | 5 | 1 | 06/12/0615:51 | NA | ALF009W-01 | NA | ALF009W | NA | NA |
| LCS1W | ALF009WL | 36.3 | 1 | NA | 5 | 1 | 06/12/0615:52 | NA | ALF009W-02 | NA | ALF009W | NA | NA |
| LCD1W | ALF009WC | 35.8 | 1 | NA | 5 | 1 | 06/12/0615:53 | NA | ALF009W-03 | NA | ALF009W | NA | NA |
| OW-01D-008 | F089-01 | 58.8 | 1 | NA | 5 | 1 | 06/12/0615:59 | NA | ALF009W-07 | NA | ALF009W | 06/06/06 | 06/07/06 |
| OW-01M-008 | F089-02 | 56.4 | 1 | NA | 5 | 1 | 06/12/0615:59 | NA | ALF009W-08 | NA | ALF009W | 06/06/06 | 06/07/06 |
| OW-01S-008 | F089-03 | 66.2 | 1 | NA | 5 | 1 | 06/12/0615:59 | NA | ALF009W-09 | NA | ALF009W | 06/06/06 | 06/07/06 |
| OW-02S-008 | F089-04 | 101 | 1 | NA | 5 | 1 | 06/12/0616:00 | NA | ALF009W-10 | NA | ALF009W | 06/06/06 | 06/07/06 |
| MW-90-008 | F089-05 | 103 | 1 | NA | 5 | 1 | 06/12/0616:00 | NA | ALF009W-11 | NA | ALF009W | 06/06/06 | 06/07/06 |
| CW-04D-008 | F089-06 | 39.2 | 1 | NA | 5 | 1 | 06/12/0616:00 | NA | ALF009W-12 | NA | ALF009W | 06/06/06 | 06/07/06 |
| CW-04M-008 | F089-07 | 53.9 | 1 | NA | 5 | 1 | 06/12/0616:05 | NA | ALF009W-13 | NA | ALF009W | 06/06/06 | 06/07/06 |
| CW-01D-008 | F089-08 | 36.8 | 1 | NA | 5 | 1 | 06/12/0616:05 | NA | ALF009W-14 | NA | ALF009W | 06/06/06 | 06/07/06 |
| CW-01D-008DUP | F089-08D | 34.3 | 1 | NA | 5 | 1 | 06/12/0616:06 | NA | ALF009W-15 | NA | ALF009W | 06/06/06 | 06/07/06 |
| CW-01D-008MS | F089-08M | 102 | 1 | NA | 5 | 1 | 06/12/0616:06 | NA | ALF009W-16 | NA | ALF009W | 06/06/06 | 06/07/06 |

# CASE NARRATIVE

CLIENT: CH2M HILL

PROJECT: PG&E'S TOPOCK GAS COMPRESSOR STAT

SDG: 06F089

## METHOD 350.2
## AMMONIA (NH3-N)

Eight (8) water samples were received on 06/07/06 for Ammonia analysis by Method 350.2 in accordance with "Method for Chemical Analysis of Water and Wastewater", EPA 600/4-79-020 (1983).

1. **Holding Time**

   Analysis met holding time criteria.

2. **Method Blank**

   Method blank was free of contamination at the reporting limit.

3. **Lab Control Sample/Lab Control Sample Duplicate**

   Lab control results were within QC limit.

4. **Duplicate**

   No duplicate sample was designated in this SDG.

5. **Matrix Spike**

   No MS sample was designated in this SDG.

6. **Sample Analysis**

   Samples were analyzed according to the prescribed QC procedures. All criteria were met.

   All results were reported as Nitrogen concentration.

METHOD 350.2
AMMONIA (NH3-N)

Client : CH2M HILL
Project : PG&E'S TOPOCK GAS COMPRESSOR STAT
Batch No. : 06F089

Matrix : WATER
Instrument ID : 170

| SAMPLE ID | EMAX SAMPLE ID | RESULTS (mg/L) | DLF | MOIST | RL (mg/L) | MDL (mg/L) | Analysis DATETIME | Extraction DATETIME | LFID | CAL REF | PREP BATCH | Collection DATETIME | Received DATETIME |
|---|---|---|---|---|---|---|---|---|---|---|---|---|---|
| MBLK1W | NHF005WB | ND | 1 | NA | .5 | .03 | 06/14/0618:56 | 06/14/0611:00 | NHF005W-05 | NHF005W-01 | NHF005W | NA | 06/14/06 |
| LCS1W | NHF005WL | 1.05 | 1 | NA | .5 | .03 | 06/14/0618:57 | 06/14/0611:00 | NHF005W-06 | NHF005W-01 | NHF005W | NA | 06/14/06 |
| LCD1W | NHF005WC | 1.02 | 1 | NA | .5 | .03 | 06/14/0618:58 | 06/14/0611:00 | NHF005W-07 | NHF005W-01 | NHF005W | NA | 06/14/06 |
| OW-01D-008 | F089-01 | ND | 1 | NA | .5 | .03 | 06/14/0619:02 | 06/14/0611:00 | NHF005W-20 | NHF005W-13 | NHF005W | 06/06/06 | 06/07/06 |
| OW-01M-008 | F089-02 | ND | 1 | NA | .5 | .03 | 06/14/0619:02 | 06/14/0611:00 | NHF005W-21 | NHF005W-13 | NHF005W | 06/06/06 | 06/07/06 |
| OW-01S-008 | F089-03 | ND | 1 | NA | .5 | .03 | 06/14/0619:03 | 06/14/0611:00 | NHF005W-22 | NHF005W-13 | NHF005W | 06/06/06 | 06/07/06 |
| OW-02S-008 | F089-04 | ND | 1 | NA | .5 | .03 | 06/14/0619:03 | 06/14/0611:00 | NHF005W-23 | NHF005W-13 | NHF005W | 06/06/06 | 06/07/06 |
| MW-90-008 | F089-05 | ND | 1 | NA | .5 | .03 | 06/14/0619:04 | 06/14/0611:00 | NHF005W-24 | NHF005W-13 | NHF005W | 06/06/06 | 06/07/06 |
| CW-04D-008 | F089-06 | ND | 1 | NA | .5 | .03 | 06/14/0619:04 | 06/14/0611:00 | NHF005W-27 | NHF005W-25 | NHF005W | 06/06/06 | 06/07/06 |
| CW-04M-008 | F089-07 | ND | 1 | NA | .5 | .03 | 06/14/0619:04 | 06/14/0611:00 | NHF005W-28 | NHF005W-25 | NHF005W | 06/06/06 | 06/07/06 |
| CW-01D-008 | F089-08 | ND | 1 | NA | .5 | .03 | 06/14/0619:04 | 06/14/0611:00 | NHF005W-29 | NHF005W-25 | NHF005W | 06/06/06 | 06/07/06 |

# CASE NARRATIVE

CLIENT: CH2M HILL

PROJECT: PG&E'S TOPOCK GAS COMPRESSOR STAT

SDG: 06F089

## METHOD 353.3
## NITRATE/NITRITE-N

Eight (8) water samples were received on 06/07/06 for Nitrate/Nitrite-N analysis by Method 353.3 in accordance with "Method for Chemical Analysis of Water and Wastewater", EPA 600/4-79-020 (1983).

1. **Holding Time**

   Analysis met holding time criteria.

2. **Method Blank**

   Method blank was free of contamination at the reporting limit.

3. **Lab Control Sample/Lab Control Sample Duplicate**

   Lab control results were within QC limit.

4. **Duplicate**

   Sample F089-06 was analyzed for duplicate. %RPD was within QC limit.

5. **Matrix Spike**

   Sample F089-06 was spiked. %Recovery was within QC limit.

6. **Sample Analysis**

   Samples were analyzed according to the prescribed QC procedures. All criteria were met.

   All results were reported as Nitrogen concentration.

METHOD 353.3
NITRATE/NITRITE-N

Client : CH2M HILL
Project : PG&E'S TOPOCK GAS COMPRESSOR STAT
Batch No. : 06F089

Matrix : WATER
Instrument ID : I70

| SAMPLE ID | EMAX SAMPLE ID | RESULTS (mg/L) | DLF | MOIST | RL (mg/L) | MDL (mg/L) | Analysis DATETIME | Extraction DATETIME | LFID | CAL REF | PREP BATCH | Collection DATETIME | Received DATETIME |
|---|---|---|---|---|---|---|---|---|---|---|---|---|---|
| MBLK1W | NAF005WB | ND | 1 | NA | .1 | .02 | 06/13/0618:45 | NA | NAF005W-10 | NAF005W-07 | NAF005W | NA | NA |
| LCS1W | NAF005WL | .524 | 1 | NA | .1 | .02 | 06/13/0618:46 | NA | NAF005W-11 | NAF005W-07 | NAF005W | NA | NA |
| LCD1W | NAF005WC | .513 | 1 | NA | .1 | .02 | 06/13/0618:46 | NA | NAF005W-12 | NAF005W-07 | NAF005W | NA | NA |
| OW-01D-008 | F089-01R | 3.32 | 4 | NA | .4 | .08 | 06/13/0618:49 | NA | NAF005W-16 | NAF005W-07 | NAF005W | 06/06/06 | 06/07/06 |
| OW-01M-008 | F089-02R | 2.73 | 10 | NA | 1 | .2 | 06/13/0618:50 | NA | NAF005W-18 | NAF005W-19 | NAF005W | 06/06/06 | 06/07/06 |
| OW-01S-008 | F089-03R | 3.45 | 5 | NA | .5 | .1 | 06/13/0618:53 | NA | NAF005W-22 | NAF005W-19 | NAF005W | 06/06/06 | 06/07/06 |
| OW-02S-008 | F089-04R | 4.41 | 5 | NA | .5 | .1 | 06/13/0618:53 | NA | NAF005W-24 | NAF005W-19 | NAF005W | 06/06/06 | 06/07/06 |
| MW-90-008 | F089-05R | 4.57 | 5 | NA | .5 | .1 | 06/13/0618:54 | NA | NAF005W-26 | NAF005W-19 | NAF005W | 06/06/06 | 06/07/06 |
| CW-04D-008 | F089-06 | .417 | 1 | NA | .1 | .02 | 06/13/0618:55 | NA | NAF005W-27 | NAF005W-19 | NAF005W | 06/06/06 | 06/07/06 |
| CW-04D-008DUP | F089-06D | .412 | 1 | NA | .1 | .02 | 06/13/0618:55 | NA | NAF005W-28 | NAF005W-19 | NAF005W | 06/06/06 | 06/07/06 |
| CW-04D-008MS | F089-06M | .861 | 1 | NA | .1 | .02 | 06/13/0618:55 | NA | NAF005W-29 | NAF005W-19 | NAF005W | 06/06/06 | 06/07/06 |
| CW-04M-008 | F089-07R | 1.72 | 2 | NA | .2 | .04 | 06/13/0618:56 | NA | NAF005W-33 | NAF005W-31 | NAF005W | 06/06/06 | 06/07/06 |
| CW-01D-008 | F089-08R | 3.36 | 4 | NA | .4 | .08 | 06/13/0618:57 | NA | NAF005W-35 | NAF005W-31 | NAF005W | 06/06/06 | 06/07/06 |

TRUESDAIL LABORATORIES, INC.
INDEPENDENT TESTING, FORENSIC SCIENCE, AND ENVIRONMENTAL ANALYSES
Established 1931
14201 FRANKLIN AVENUE
TUSTIN, CALIFORNIA 92780-7008
(714) 730-6239 · FAX (714) 730-6462
www.truesdail.com

June 26, 2006

CH2M HILL
Mr. George Ring
155 Grand Ave., Suite 1000
Oakland, California 94612

Dear Mr. Ring:

SUBJECT: CASE NARRATIVE PG&E TOPOCK 2006-CMP-008 PROJECT, GROUNDWATER MONITORING

TLI NO.: 955558

Truesdail Laboratories, Inc. is pleased to submit this report summarizing the Topock 2006-CMP-008 project groundwater monitoring. A summary table for this laboratory number is included in Section 2. Complete laboratory reports, quality control data and chain of custody forms for sampling period are included in Sections 3 and 4. Analytical raw data have been included under Section 5.

The samples were received and delivered with the chain of custody on June 6, 2006, intact and in chilled condition. The samples will be kept in a locked refrigerator for 30 days; thereafter they will be kept in warm storage for an additional 2 months before disposal.

The chain of custody indicated that the samples for Title 22 Dissolved Metals analysis were filtered in the field. Upon arrival, it was observed that the pH of sample CW-04M was 7 pH units. The sample was preserved in the lab.

No violations or nonconformance actions occurred for this data package.

If you have any questions or require additional information, please contact me at (714) 730-6239 ext. 200.

Respectfully Submitted,
TRUESDAIL LABORATORIES, INC.

Mona Nassimi
Manager, Analytical Services

K.R.P. Iyer
Quality Assurance/Quality Control Officer

CC: Mr. Mark Cichy, CH2M HILL Redding CA

TRUESDAIL LABORATORIES, INC.
INDEPENDENT TESTING, FORENSIC SCIENCE, AND ENVIRONMENTAL ANALYSES
Established 1931
14201 FRANKLIN AVENUE
TUSTIN, CALIFORNIA 92780-7008
(714) 730-6239 · FAX (714) 730-6462
www.truesdail.com

**Client:** CH2M HILL
155 Grand Ave. Suite 1000
Oakland, CA 94612
**Attention:** George Ring
**Sample:** Three (3) Groundwater Samples
**Project Name:** PG&E Topock Project
**Project No.:** 332959.CM.FW.01

**Laboratory No.:** 955558
**Date:** June 26, 2006
**Collected:** June 6, 2006
**Received:** June 6, 2006

# ANALYST LIST

| METHOD | PARAMETER | ANALYST |
|---|---|---|
| SW 7199 | Hexavalent Chromium | Jorge Arriaga |
| SW 6010B | Dissolved Metals by ICP | Victoria Than-Thiem |
| SW 6020 | Dissolved Metals by ICP/MS | Victoria Than-Thiem |
| SW 7470A | Mercury | Aksiniya Dimitrova |

# TRUESDAIL LABORATORIES, INC.

INDEPENDENT TESTING, FORENSIC SCIENCE, AND ENVIRONMENTAL ANALYSES

*Established 1931*

14201 FRANKLIN AVENUE
TUSTIN, CALIFORNIA 92780-7008
(714) 730-6239 · FAX (714) 730-6462
www.truesdail.com


## REPORT

**Client:** CH2M HILL
155 Grand Ave. Suite 1000
Oakland, CA 94612
**Attention:** George Ring
**Sample:** Three (3) Groundwater Samples
**Project Name:** PG&E Topock Project
**Project No.:** 332959.CM.FW.01
**P.O. No.:** 909745

**Laboratory No.:** 955558
**Date:** July 5, 2006
**Collected:** June 6, 2006
**Received:** June 6, 2006
**Analyzed:** June 6, 2006
**Analytical Batch:** 06CrH06D
Revision 1

**Investigation:** **Hexavalent Chromium by IC Using Method SW 7199.**

## Analytical Results Hexavalent Chromium

| TLI I.D. | Field I.D. | Sample Time | Run Time | Units | DF | RL | Results |
|---|---|---|---|---|---|---|---|
| 955558-1 | CW-04D | 08:40 | 20:06 | mg/L | 5.00 | 0.0010 | 0.0026 |
| 955558-2 | CW-04M | 09:10 | 23:32 | mg/L | 2.00 | 0.00040 | 0.0214 |
| 955558-3 | CW-01D | 10:35 | 20:50 | mg/L | 5.00 | 0.0010 | 0.0012 |

## QA/QC Summary

| QC STD I.D. | Laboratory Number | Concentration | Duplicate Concentration | Relative Percent Difference | Acceptance limits | QC Within Control |
|---|---|---|---|---|---|---|
| Duplicate | 955558-2 | 0.0214 | 0.0215 | 0.47% | ≤ 20% | Yes |

| QC Std I.D. | Lab Number | Conc.of unspiked sample | Dilution Factor | Added Spike Conc. | MS Amount | Measured Conc. of spiked sample | Theoretical Conc. of spiked sample | MS% Recovery | Acceptance limits | QC Within Control |
|---|---|---|---|---|---|---|---|---|---|---|
| MS | 955558-1 | 0.0026 | 5.00 | 0.00100 | 0.00500 | 0.00776 | 0.00760 | 103% | 85-115% | Yes |
| MS | 955558-2 | 0.0214 | 2.00 | 0.0150 | 0.0300 | 0.0521 | 0.0514 | 102% | 85-115% | Yes |
| MS | 955558-3 | 0.0012 | 5.00 | 0.00100 | 0.00500 | 0.00634 | 0.00620 | 103% | 85-115% | Yes |

| QC Std I.D. | Measured Concentration | Theoretical Concentration | Percent Recovery | Acceptance Limits | QC Within Control |
|---|---|---|---|---|---|
| MRCCS | 0.00506 | 0.00500 | 101% | 90% - 110% | Yes |
| MRCVS#1 | 0.0102 | 0.0100 | 102% | 90% - 110% | Yes |
| MRCVS#2 | 0.0103 | 0.0100 | 103% | 90% - 110% | Yes |
| MRCVS#3 | 0.0103 | 0.0100 | 103% | 90% - 110% | Yes |
| LCS | 0.00522 | 0.00500 | 104% | 90% - 110% | Yes |
| LCSD | 0.00512 | 0.00500 | 102% | 90% - 110% | Yes |

ND: Below the reporting limit (Not Detected).

DF: Dilution Factor.

Respectfully submitted,
**TRUESDAIL LABORATORIES, INC.**

Mona Nassimi, Manager
Analytical Services


This report applies only to the sample, or samples, investigated and is not necessarily indicative of the quality or condition of apparently identical or similar products. As a mutual protection to clients, the public, and these laboratories, this report is submitted and accepted for the exclusive use of the client to whom it is addressed and upon the condition that it is not to be used, in whole or in part, in any advertising or publicity matter without prior written authorization from these laboratories.

# TRUESDAIL LABORATORIES, INC.

INDEPENDENT TESTING, FORENSIC SCIENCE, AND ENVIRONMENTAL ANALYSES

*Established 1931*

14201 FRANKLIN AVENUE
TUSTIN, CALIFORNIA 92780-7008
(714) 730-6239 · FAX (714) 730-6462
www.truesdail.com


## REPORT

**Client:** CH2M HILL
155 Grand Ave. Suite 1000
Oakland, CA 94612

**Attention:** George Ring

**Laboratory No.:** 955558

**Sample:** Three (3) Groundwater Samples
**Project Name:** PG&E Topock Project
**Project No.:** 332959.CM.FW.01
**P.O. No.:** 909745
**Prep. Batch:** 061506A

**Date:** June 26, 2006
**Collected:** June 6, 2006
**Received:** June 6, 2006
**Prep/ Analyzed:** June 15, 2006
**Analytical Batch:** 061506A
Revision 1

**Investigation:** **Total Dissolved Chromium by Inductively Coupled Argon Plasma using SW 6010B**

## Analytical Results Total Dissolved Chromium

| TLI I.D. | Field I.D. | Sample Time | Run Time | Units | DF | RL | Results |
|---|---|---|---|---|---|---|---|
| 955558-1 | CW-04D | 08:40 | 11:06 | mg/L | 1.04 | 0.0010 | 0.0024 |
| 955558-2 | CW-04M | 09:10 | 11:10 | mg/L | 1.04 | 0.0010 | 0.0199 |
| 955558-3 | CW-01D | 10:35 | 12:29 | mg/L | 1.04 | 0.0010 | 0.0022 |

## QA/QC Summary

| QC STD I.D. | Laboratory Number | Concentration | Duplicate Concentration | Relative Percent Difference | Acceptance limits | QC Within Control |
|---|---|---|---|---|---|---|
| Duplicate | 955770-4 | 0.00896 | 0.00903 | 0.78% | ≤20% | Yes |

| QC Std I.D. | Lab Number | Conc.of unspiked sample | Dilution Factor | Added Spike Conc. | MS Amount | Measured Conc. of spiked sample | Theoretical Conc. of spiked sample | MS% Recovery | Acceptance limits | QC Within Control |
|---|---|---|---|---|---|---|---|---|---|---|
| MS | 955491 | 0.00411 | 1.04 | 0.0100 | 0.0104 | 0.0152 | 0.0145 | 107% | 75-125% | Yes |

| QC Std I.D. | Measured Concentration | Theoretical Concentration | Percent Recovery | Acceptance Limits | QC Within Control |
|---|---|---|---|---|---|
| MRCCS | 0.00995 | 0.0100 | 99.5% | 90% - 110% | Yes |
| MRCVS#1 | 0.00961 | 0.0100 | 96.1% | 90% - 110% | Yes |
| MRCVS#2 | 0.00994 | 0.0100 | 99.4% | 90% - 110% | Yes |
| ICS | 0.0109 | 0.0100 | 109% | 80% - 120% | Yes |
| LCS | 0.00992 | 0.0100 | 99.2% | 90% - 110% | Yes |

ND: Below the reporting limit (Not Detected).
DF: Dilution Factor.

Respectfully submitted,
**TRUESDAIL LABORATORIES, INC.**

Mona Nassimi, Manager
Analytical Services


This report applies only to the sample, or samples, investigated and is not necessarily indicative of the quality or condition of apparently identical or similar products. As a mutual protection to clients, the public, and these laboratories, this report is submitted and accepted for the exclusive use of the client to whom it is addressed and upon the condition that it is not to be used, in whole or in part, in any advertising or publicity matter without prior written authorization from these laboratories.

TRUESDAIL LABORATORIES, INC.
INDEPENDENT TESTING, FORENSIC SCIENCE, AND ENVIRONMENTAL ANALYSES
Established 1931
14201 FRANKLIN AVENUE
TUSTIN, CALIFORNIA 92780-7008
(714) 730-6239 · FAX (714) 730-6462
www.truesdail.com

# REPORT

**Client:** CH2M HILL
155 Grand Ave. Suite 1000
Oakland, CA 94612
**Attention:** George Ring

**Samples:** Three (3) Groundwater Samples
**Project Name:** PG&E Topock Project
**Project No.:** 332959.CM.FW.01
**P.O. No.:** 909745

**Investigation:** California Title 22, Section 26 Metals

**Laboratory No.:** 955558
**Reported** June 26, 2006
**Collected:** June 6, 2006
**Received:** June 6, 2006
**Analyzed:** See Below

## Analytical Results

SAMPLE ID: CW-04D | Time Collected: 08:40 | LAB ID: 955558-1

| Parameter | Method | Reported Value | DF | Units | RL | Batch | Date Analyzed | Time Analyzed |
|---|---|---|---|---|---|---|---|---|
| Aluminum | SW 6010B | ND | 1.04 | mg/L | 0.0520 | 061406A | 06/14/06 | 10:46 |
| Antimony | SW 6020 | ND | 2.08 | mg/L | 0.0030 | 061406A | 06/14/06 | 14:18 |
| Arsenic | SW 6020 | ND | 2.08 | mg/L | 0.0050 | 061406A | 06/14/06 | 14:18 |
| Barium | SW 6010B | ND | 1.04 | mg/L | 0.300 | 061406A | 06/14/06 | 10:46 |
| Beryllium | SW 6020 | 0.0020 | 2.08 | mg/L | 0.0010 | 061406A | 06/14/06 | 14:18 |
| Cadmium | SW 6020 | ND | 2.08 | mg/L | 0.0020 | 061406A | 06/14/06 | 14:18 |
| Chromium | SW 6010B | 0.0024 | 1.04 | mg/L | 0.0010 | 061506A | 06/15/06 | 11:06 |
| Cobalt | SW 6020 | ND | 2.08 | mg/L | 0.0050 | 061406A | 06/14/06 | 14:18 |
| Copper | SW 6020 | ND | 2.08 | mg/L | 0.0100 | 061406A | 06/14/06 | 14:18 |
| Lead | SW 6020 | ND | 2.08 | mg/L | 0.0020 | 061406A | 06/14/06 | 14:18 |
| Magnesium | SW 6010B | 17.2 | 1.04 | mg/L | 1.00 | 061406A | 06/14/06 | 10:46 |
| Manganese | SW 6010B | ND | 1.04 | mg/L | 0.500 | 061406A | 06/14/06 | 10:46 |
| Mercury | SW 7470A | ND | 1.00 | mg/L | 0.00020 | 060906A | 06/09/06 | NA |
| Molybdenum | SW 6020 | 0.0218 | 2.08 | mg/L | 0.0050 | 061406A | 06/14/06 | 14:18 |
| Nickel | SW 6010B | ND | 1.04 | mg/L | 0.0200 | 061406A | 06/14/06 | 10:46 |
| Selenium | SW 6020 | 0.0053 | 2.08 | mg/L | 0.0050 | 061406A | 06/14/06 | 14:18 |
| Silver | SW 6020 | ND | 2.08 | mg/L | 0.0050 | 061406A | 06/14/06 | 14:18 |
| Thallium | SW 6020 | ND | 2.08 | mg/L | 0.0010 | 061406A | 06/14/06 | 14:18 |
| Vanadium | SW 6020 | 0.0140 | 2.08 | mg/L | 0.0050 | 061406A | 06/14/06 | 14:18 |
| Zinc | SW 6010B | ND | 1.04 | mg/L | 0.0200 | 061406A | 06/14/06 | 10:46 |
| Boron | SW 6010B | 1.40 | 1.04 | mg/L | 0.200 | 061406A | 06/14/06 | 10:46 |
| Calcium | SW 6010B | 284 | 13.5 | mg/L | 2.70 | 061406A | 06/14/06 | 13:13 |
| Iron | SW 6010B | ND | 1.04 | mg/L | 0.300 | 061406A | 06/14/06 | 10:46 |
| Potassium | SW 6010B | 24.0 | 13.5 | mg/L | 2.70 | 061406A | 06/14/06 | 13:03 |
| Sodium | SW 6010B | 2840 | 62.5 | mg/L | 12.5 | 061406A | 06/14/06 | 12:53 |

This report applies only to the sample, or samples, investigated and is not necessarily indicative of the quality or condition of apparently identical or similar products. As a mutual protection to clients, the public, and these laboratories, this report is submitted and accepted for the exclusive use of the client to whom it is addressed and upon the condition that it is not to be used, in whole or in part, in any advertising or publicity matter without prior written authorization from these laboratories.

| SAMPLE ID: CW-04M | | Time Collected: | 09:10 | | | LAB ID: | 955558-2 | |
|---|---|---|---|---|---|---|---|---|
| Parameter | Method | Reported Value | DF | Units | RL | Batch | Date Analyzed | Time Analyzed |
| Aluminum | SW 6010B | ND | 1.04 | mg/L | 0.0520 | 061406A | 06/14/06 | 10:50 |
| Antimony | SW 6020 | ND | 2.08 | mg/L | 0.0030 | 061406A | 06/14/06 | 14:23 |
| Arsenic | SW 6020 | ND | 2.08 | mg/L | 0.0050 | 061406A | 06/14/06 | 14:23 |
| Barium | SW 6010B | ND | 1.04 | mg/L | 0.300 | 061406A | 06/14/06 | 10:50 |
| Beryllium | SW 6020 | 0.0016 | 2.08 | mg/L | 0.0010 | 061406A | 06/14/06 | 14:23 |
| Cadmium | SW 6020 | ND | 2.08 | mg/L | 0.0020 | 061406A | 06/14/06 | 14:23 |
| Chromium | SW 6010B | 0.0199 | 1.04 | mg/L | 0.0010 | 061506A | 06/15/06 | 11:10 |
| Cobalt | SW 6020 | ND | 2.08 | mg/L | 0.0050 | 061406A | 06/14/06 | 14:23 |
| Copper | SW 6020 | ND | 2.08 | mg/L | 0.0100 | 061406A | 06/14/06 | 14:23 |
| Lead | SW 6020 | ND | 2.08 | mg/L | 0.0020 | 061406A | 06/14/06 | 14:23 |
| Magnesium | SW 6010B | 9.51 | 1.04 | mg/L | 1.00 | 061406A | 06/14/06 | 10:50 |
| Manganese | SW 6010B | ND | 1.04 | mg/L | 0.500 | 061406A | 06/14/06 | 10:50 |
| Mercury | SW 7470A | ND | 1.00 | mg/L | 0.00020 | 060906A | 06/09/06 | NA |
| Molybdenum | SW 6020 | 0.0073 | 2.08 | mg/L | 0.0050 | 061406A | 06/14/06 | 14:23 |
| Nickel | SW 6010B | ND | 1.04 | mg/L | 0.0200 | 061406A | 06/14/06 | 10:50 |
| Selenium | SW 6020 | ND | 2.08 | mg/L | 0.0050 | 061406A | 06/14/06 | 14:23 |
| Silver | SW 6020 | ND | 2.08 | mg/L | 0.0050 | 061406A | 06/14/06 | 14:23 |
| Thallium | SW 6020 | ND | 2.08 | mg/L | 0.0010 | 061406A | 06/14/06 | 14:23 |
| Vanadium | SW 6020 | 0.0111 | 2.08 | mg/L | 0.0050 | 061406A | 06/14/06 | 14:23 |
| Zinc | SW 6010B | ND | 1.04 | mg/L | 0.0200 | 061406A | 06/14/06 | 10:50 |
| Boron | SW 6010B | 0.755 | 1.04 | mg/L | 0.200 | 061406A | 06/14/06 | 10:50 |
| Calcium | SW 6010B | 171 | 31.3 | mg/L | 6.26 | 061406A | 06/14/06 | 14:41 |
| Iron | SW 6010B | ND | 1.04 | mg/L | 0.300 | 061406A | 06/14/06 | 10:50 |
| Potassium | SW 6010B | 17.7 | 1.04 | mg/L | 1.00 | 061406A | 06/14/06 | 10:50 |
| Sodium | SW 6010B | 1200 | 31.2 | mg/L | 6.24 | 061406A | 06/14/06 | 14:41 |

This report applies only to the sample, or samples, investigated and is not necessarily indicative of the quality or condition of apparently identical or similar products. As a mutual protection to clients, the public, and these laboratories, this report is submitted and accepted for the exclusive use of the client to whom it is addressed and upon the condition that it is not to be used, in whole or in part, in any advertising or publicity matter without prior written authorization from these laboratories.

| SAMPLE ID: CW-01D | | Time Collected: | 10:35 | | | LAB ID: | 955558-3 | |
|---|---|---|---|---|---|---|---|---|
| Parameter | Method | Reported Value | DF | Units | RL | Batch | Date Analyzed | Time Analyzed |
| Aluminum | SW 6010B | ND | 1.04 | mg/L | 0.0520 | 061406A | 06/14/06 | 10:54 |
| Antimony | SW 6020 | ND | 2.08 | mg/L | 0.0030 | 061406A | 06/14/06 | 14:29 |
| Arsenic | SW 6020 | ND | 2.08 | mg/L | 0.0050 | 061406A | 06/14/06 | 14:29 |
| Barium | SW 6010B | ND | 1.04 | mg/L | 0.300 | 061406A | 06/14/06 | 10:54 |
| Beryllium | SW 6020 | 0.0024 | 2.08 | mg/L | 0.0010 | 061406A | 06/14/06 | 14:29 |
| Cadmium | SW 6020 | ND | 2.08 | mg/L | 0.0020 | 061406A | 06/14/06 | 14:29 |
| Chromium | SW 6010B | 0.0022 | 1.04 | mg/L | 0.0010 | 061506A | 06/15/06 | 12:29 |
| Cobalt | SW 6020 | ND | 2.08 | mg/L | 0.0050 | 061406A | 06/14/06 | 14:29 |
| Copper | SW 6020 | ND | 2.08 | mg/L | 0.0100 | 061406A | 06/14/06 | 14:29 |
| Lead | SW 6020 | ND | 2.08 | mg/L | 0.0020 | 061406A | 06/14/06 | 14:29 |
| Magnesium | SW 6010B | 12.4 | 1.04 | mg/L | 1.00 | 061406A | 06/14/06 | 10:54 |
| Manganese | SW 6010B | ND | 1.04 | mg/L | 0.500 | 061406A | 06/14/06 | 10:54 |
| Mercury | SW 7470A | ND | 1.00 | mg/L | 0.00020 | 060906A | 06/09/06 | NA |
| Molybdenum | SW 6020 | 0.0208 | 2.08 | mg/L | 0.0050 | 061406A | 06/14/06 | 14:29 |
| Nickel | SW 6010B | ND | 1.04 | mg/L | 0.0200 | 061406A | 06/14/06 | 10:54 |
| Selenium | SW 6020 | ND | 2.08 | mg/L | 0.0050 | 061406A | 06/14/06 | 14:29 |
| Silver | SW 6020 | ND | 2.08 | mg/L | 0.0050 | 061406A | 06/14/06 | 14:29 |
| Thallium | SW 6020 | ND | 2.08 | mg/L | 0.0010 | 061406A | 06/14/06 | 14:29 |
| Vanadium | SW 6020 | 0.0139 | 2.08 | mg/L | 0.0050 | 061406A | 06/14/06 | 14:29 |
| Zinc | SW 6010B | ND | 1.04 | mg/L | 0.0200 | 061406A | 06/14/06 | 10:54 |
| Boron | SW 6010B | 1.33 | 1.04 | mg/L | 0.200 | 061406A | 06/14/06 | 10:54 |
| Calcium | SW 6010B | 172 | 10.4 | mg/L | 2.08 | 061406A | 06/14/06 | 15:04 |
| Iron | SW 6010B | ND | 1.04 | mg/L | 0.300 | 061406A | 06/14/06 | 10:54 |
| Potassium | SW 6010B | 19.8 | 1.04 | mg/L | 1.00 | 061406A | 06/14/06 | 10:54 |
| Sodium | SW 6010B | 1390 | 41.7 | mg/L | 8.34 | 061406A | 06/14/06 | 14:29 |

**ND**: Not detected,or below limit of detection.
**DF**: Dilution factor.

Respectfully submitted,
**TRUESDAIL LABORATORIES, INC.**

Mona Nassimi, Manager
Analytical Services

This report applies only to the sample, or samples, investigated and is not necessarily indicative of the quality or condition of apparently identical or similar products. As a mutual protection to clients, the public, and these laboratories, this report is submitted and accepted for the exclusive use of the client to whom it is addressed and upon the condition that it is not to be used, in whole or in part, in any advertising or publicity matter without prior written authorization from these laboratories.

TRUESDAIL LABORATORIES, INC.
14201 Franklin Avenue, Tustin, CA 92780-7008
(714)730-6239 FAX: (714) 730-6462
www.truesdail.com

# CHAIN OF CUSTODY RECORD

[2006-CMP-008] 955 558

COC Number
TURNAROUND TIME 10 Days
DATE 6/6/06 PAGE 1 OF 1

COMPANY CH2M HILL
PROJECT NAME PG&E Topock
PHONE (510) 251-2888 FAX (510) 622-7086
ADDRESS 155 Grand Ave Ste 1000
Oakland, CA 94612
P.O. NUMBER 332959.CM.FW.01
SAMPLERS (SIGNATURE [signature]

Rec'd 06/06/06
955558

| | SAMPLE I.D. | DATE | TIME | DESCRIPTION | CR6 (7199) Lab Filtered | Diss Metals (6010B) Field Filtered Title 22,B,Ca,Mg,K,Na,Mn,Fe | NUMBER OF CONTAINERS | COMMENTS |
|---|---|---|---|---|---|---|---|---|
| 1 | CW-04D | 6/6/06 | 840 | Grab | x | x | 3 | pH=2 |
| 2 | CW-04M | 6/6/06 | 0810 | Grab | x | x | 3 | pH=7 |
| 3 | CW-01D | 6/6/06 | 1035 | Grab | x | x | 3 | pH=2 |

ALERT!! Level III QC

## CHAIN OF CUSTODY SIGNATURE RECORD

| Signature | Printed Name | Company/ Agency | Date/ Time |
|---|---|---|---|
| (Relinquished) [signature] | Allen Erickson | CH2M HILL | 6/6/06 1217 |
| (Received) L. Shabunina | L. Shabunina | TLI | 6/6/06 1800 |
| (Relinquished) | | | |
| (Received) | | | |
| (Relinquished) | | | |
| (Received) | | | |

SAMPLE CONDITIONS
RECEIVED COOL ☐ WARM ☐ °F
CUSTODY SEALED YES ☐ NO ☐

SPECIAL REQUIREMENTS:

For Sample Conditions See Form Attached

# TRUESDAIL LABORATORIES, INC.

INDEPENDENT TESTING, FORENSIC SCIENCE, AND ENVIRONMENTAL ANALYSES

*Established 1931*

14201 FRANKLIN AVENUE
TUSTIN, CALIFORNIA 92780-7008
(714) 730-6239 · FAX (714) 730-6462
www.truesdail.com


June 29, 2006

CH2M HILL
Mr. George Ring
155 Grand Ave., Suite 1000
Oakland, California 94612

Dear Mr. Ring:

SUBJECT: CASE NARRATIVE PG&E TOPOCK 2006-CMP-008 PROJECT, GROUNDWATER MONITORING

TLI NO.: 955559

Truesdail Laboratories, Inc. is pleased to submit this report summarizing the Topock 2006-CMP-008 project groundwater monitoring. A summary table for this laboratory number is included in Section 2. Complete laboratory reports, quality control data and chain of custody forms for sampling period are included in Sections 3 and 4. Analytical raw data have been included under Section 5.

The samples were received and delivered with the chain of custody on June 6, 2006, intact and in chilled condition. The samples will be kept in a locked refrigerator for 30 days; thereafter they will be kept in warm storage for an additional 2 months before disposal.

The chain of custody indicated that the samples for Title 22 Dissolved Metals analysis were filtered in the field. Upon arrival, it was observed that the pH of sample MW-90-008 was 7 pH units. The sample was filtered and preserved in the lab.

Samples 955559-1 through 955559-4 for Total Dissolved Metals were observed to have a pH of 3 during log-in. The pH of these samples was adjusted to 2 pH units before analysis.

No other violations or nonconformance actions occurred for this data package.

If you have any questions or require additional information, please contact me at (714) 730-6239 ext. 200.

Respectfully Submitted,
TRUESDAIL LABORATORIES, INC.

Mona Nassimi
Manager, Analytical Services

K.R.P. Iyer
Quality Assurance/Quality Control Officer

CC: Mr. Mark Cichy, CH2M HILL Redding CA

002

# TRUESDAIL LABORATORIES, INC.

INDEPENDENT TESTING, FORENSIC SCIENCE, AND ENVIRONMENTAL ANALYSES

*Established 1931*

14201 FRANKLIN AVENUE
TUSTIN, CALIFORNIA 92780-7008
(714) 730-6239 · FAX (714) 730-6462
www.truesdail.com


**Client:** CH2M HILL
155 Grand Ave. Suite 1000
Oakland, CA 94612
**Attention:** George Ring
**Sample:** Five (5) Groundwater Samples
**Project Name:** PG&E Topock Project
**Project No.:** 332959.CM.FW.01

**Laboratory No.: 955559**
**Date:** June 30, 2006
**Collected:** June 6, 2006
**Received:** June 6, 2006

## ANALYST LIST

| METHOD | PARAMETER | ANALYST |
|---|---|---|
| SW 7199 | Hexavalent Chromium | Jorge Arriaga |
| SW 6010B | Dissolved Metals by ICP | Victoria Than-Thiem |
| SW 6020 | Dissolved Metals by ICP/MS | Victoria Than-Thiem |
| SW 7470A | Mercury | Aksiniya Dimitrova |

# TRUESDAIL LABORATORIES, INC.

INDEPENDENT TESTING, FORENSIC SCIENCE, AND ENVIRONMENTAL ANALYSES

*Established 1931*

14201 FRANKLIN AVENUE
TUSTIN, CALIFORNIA 92780-7008
(714) 730-6239 · FAX (714) 730-6462
www.truesdail.com


## REPORT

**Client:** CH2M HILL
155 Grand Ave. Suite 1000
Oakland, CA 94612

**Attention:** George Ring
**Sample:** Five (5) Groundwater Samples
**Project Name:** PG&E Topock Project
**Project No.:** 332959.CM.FW.01
**P.O. No.:** 909745

**Laboratory No.:** 955559
**Date:** June 30, 2006
**Collected:** June 6, 2006
**Received:** June 6, 2006
**Analyzed:** June 7, 2006
**Analytical Batch:** 06CrH06E

**Investigation:** Hexavalent Chromium by IC Using Method SW 7199.

## Analytical Results Hexavalent Chromium

| TLI I.D. | Field I.D. | Sample Time | Run Time | Units | DF | RL | Results |
|---|---|---|---|---|---|---|---|
| 955559-1 | OW-01D-008 | 08:29 | 05:26 | mg/L | 5.00 | 0.0010 | ND |
| 955559-2 | OW-01M-008 | 10:00 | 08:06 | mg/L | 5.00 | 0.0010 | 0.0014 |
| 955559-3 | OW-01S-008 | 11:00 | 09:21 | mg/L | 1.05 | 0.00020 | 0.0186 |
| 955559-4 | OW-02S-008 | 12:00 | 10:12 | mg/L | 5.00 | 0.0010 | 0.0353 |
| 955559-5 | MW-90-008 | 12:10 | 10:49 | mg/L | 5.00 | 0.0010 | 0.0349 |

## QA/QC Summary

| QC STD I.D. | Laboratory Number | Concentration | Duplicate Concentration | Relative Percent Difference | Acceptance limits | QC Within Control |
|---|---|---|---|---|---|---|
| Duplicate | 955560-5 | 3.73 | 3.76 | 0.8% | ≤ 20% | Yes |

| QC Std I.D. | Lab Number | Conc.of unspiked sample | Dilution Factor | Added Spike Conc. | MS Amount | Measured Conc. of spiked sample | Theoretical Conc. of spiked sample | MS% Recovery | Acceptance limits | QC Within Control |
|---|---|---|---|---|---|---|---|---|---|---|
| MS | 955559-1 | 0.00 | 5.00 | 0.00100 | 0.00500 | 0.00569 | 0.00500 | 114% | 85-115% | Yes |
| MS | 955559-2 | 0.0014 | 5.00 | 0.00100 | 0.00500 | 0.00641 | 0.00640 | 100% | 85-115% | Yes |
| MS | 955559-3 | 0.0186 | 1.08 | 0.0200 | 0.0216 | 0.0402 | 0.0402 | 100% | 85-115% | Yes |
| MS | 955559-4 | 0.0353 | 5.00 | 0.0100 | 0.0500 | 0.0856 | 0.0853 | 101% | 85-115% | Yes |
| MS | 955559-5 | 0.0349 | 5.00 | 0.0100 | 0.0500 | 0.0858 | 0.0849 | 102% | 85-115% | Yes |

| QC Std I.D. | Measured Concentration | Theoretical Concentration | Percent Recovery | Acceptance Limits | QC Within Control |
|---|---|---|---|---|---|
| MRCCS | 0.00502 | 0.00500 | 100% | 90% - 110% | Yes |
| MRCVS#1 | 0.0102 | 0.0100 | 102% | 90% - 110% | Yes |
| MRCVS#2 | 0.0102 | 0.0100 | 102% | 90% - 110% | Yes |
| MRCVS#3 | 0.00992 | 0.0100 | 99.2% | 90% - 110% | Yes |
| MRCVS#4 | 0.00992 | 0.0100 | 99.2% | 90% - 110% | Yes |
| MRCVS#5 | 0.00984 | 0.0100 | 98.4% | 90% - 110% | Yes |
| MRCVS#6 | 0.0101 | 0.0100 | 101% | 90% - 110% | Yes |
| LCS | 0.00513 | 0.00500 | 103% | 90% - 110% | Yes |
| LCSD | 0.00514 | 0.00500 | 103% | 90% - 110% | Yes |

ND: Below the reporting limit (Not Detected).

DF: Dilution Factor.

Respectfully submitted,
TRUESDAIL LABORATORIES, INC.

Mona Nassimi, Manager
Analytical Services


This report applies only to the sample, or samples, investigated and is not necessarily indicative of the quality or condition of apparently identical or similar products. As a mutual protection to clients, the public, and these laboratories, this report is submitted and accepted for the exclusive use of the client to whom it is addressed and upon the condition that it is not to be used, in whole or in part, in any advertising or publicity matter without prior written authorization from these laboratories.

# TRUESDAIL LABORATORIES, INC.

INDEPENDENT TESTING, FORENSIC SCIENCE, AND ENVIRONMENTAL ANALYSES

*Established 1931*

14201 FRANKLIN AVENUE
TUSTIN, CALIFORNIA 92780-7008
(714) 730-6239 · FAX (714) 730-6462
www.truesdail.com


**Client:** CH2M HILL
155 Grand Ave. Suite 1000
Oakland, CA 94612

**Attention:** George Ring

## REPORT

**Laboratory No.: 955559**

**Sample:** Five (5) Groundwater Samples
**Project Name:** PG&E Topock Project
**Project No.:** 332959.CM.FW.01
**P.O. No.:** 909745
**Prep. Batch:** 061506A

**Date:** June 30, 2006
**Collected:** June 6, 2006
**Received:** June 6, 2006
**Prep/ Analyzed:** June 15, 2006
**Analytical Batch:** 061506A

**Investigation:** Total Dissolved Chromium by Inductively Coupled Argon Plasma using SW 6010B

## Analytical Results Total Dissolved Chromium

| TLI I.D. | Field I.D. | Sample Time | Run Time | Units | DF | RL | Results |
|---|---|---|---|---|---|---|---|
| 955559-1 | OW-01D-008 | 08:29 | 10:31 | mg/L | 1.04 | 0.0010 | ND |
| 955559-3 | OW-01S-008 | 11:00 | 10:40 | mg/L | 1.04 | 0.0010 | 0.0165 |
| 955559-4 | OW-02S-008 | 12:00 | 10:57 | mg/L | 2.08 | 0.0021 | 0.0409 |
| 955559-5 | MW-90-008 | 12:10 | 11:02 | mg/L | 2.08 | 0.0021 | 0.0445 |

## QA/QC Summary

| QC STD I.D. | Laboratory Number | Concentration | Duplicate Concentration | Relative Percent Difference | Acceptance limits | QC Within Control |
|---|---|---|---|---|---|---|
| Duplicate | 955770-4 | 0.00896 | 0.00903 | 0.78% | ≤20% | Yes |

| QC Std I.D. | Lab Number | Conc.of unspiked sample | Dilution Factor | Added Spike Conc. | MS Amount | Measured Conc. of spiked sample | Theoretical Conc. of spiked sample | MS% Recovery | Acceptance limits | QC Within Control |
|---|---|---|---|---|---|---|---|---|---|---|
| MS | 955491 | 0.00411 | 1.04 | 0.0100 | 0.0104 | 0.0152 | 0.0145 | 107% | 75-125% | Yes |

| QC Std I.D. | Measured Concentration | Theoretical Concentration | Percent Recovery | Acceptance Limits | QC Within Control |
|---|---|---|---|---|---|
| MRCCS | 0.00995 | 0.0100 | 99.5% | 90% - 110% | Yes |
| MRCVS#1 | 0.00961 | 0.0100 | 96.1% | 90% - 110% | Yes |
| MRCVS#2 | 0.00994 | 0.0100 | 99.4% | 90% - 110% | Yes |
| ICS | 0.0109 | 0.0100 | 109% | 80% - 120% | Yes |
| LCS | 0.00992 | 0.0100 | 99.2% | 90% - 110% | Yes |

ND: Below the reporting limit (Not Detected).
DF: Dilution Factor.

Respectfully submitted,
**TRUESDAIL LABORATORIES, INC.**

for Mona Nassimi

Mona Nassimi, Manager
Analytical Services


This report applies only to the sample, or samples, investigated and is not necessarily indicative of the quality or condition of apparently identical or similar products. As a mutual protection to clients, the public, and these laboratories, this report is submitted and accepted for the exclusive use of the client to whom it is addressed and upon the condition that it is not to be used, in whole or in part, in any advertising or publicity matter without prior written authorization from these laboratories.

# TRUESDAIL LABORATORIES, INC.

INDEPENDENT TESTING, FORENSIC SCIENCE, AND ENVIRONMENTAL ANALYSES

*Established 1931*

14201 FRANKLIN AVENUE
TUSTIN, CALIFORNIA 92780-7008
(714) 730-6239 · FAX (714) 730-6462
www.truesdail.com


## REPORT

**Client:** CH2M HILL
155 Grand Ave. Suite 1000
Oakland, CA 94612

**Attention:** George Ring

**Laboratory No.: 955559**

**Sample:** Five (5) Groundwater Samples
**Project Name:** PG&E Topock Project
**Project No.:** 332959.CM.FW.01
**P.O. No.:** 909745
**Prep. Batch:** 061606A

**Date:** June 30, 2006
**Collected:** June 6, 2006
**Received:** June 6, 2006
**Prep/ Analyzed:** June 16, 2006
**Analytical Batch:** 061606A

**Investigation:** Total Dissolved Chromium by Inductively Coupled Argon Plasma using SW 6010B

## Analytical Results Total Dissolved Chromium

| TLI I.D. | Field I.D. | Sample Time | Run Time | Units | DF | RL | Results |
|---|---|---|---|---|---|---|---|
| 955559-2 | OW-01M-008 | 10:00 | 12:44 | mg/L | 1.04 | 0.0010 | 0.0020 |

## QA/QC Summary

| QC STD I.D. | Laboratory Number | Concentration | Duplicate Concentration | Relative Percent Difference | Acceptance limits | QC Within Control |
|---|---|---|---|---|---|---|
| Duplicate | 955604-4 | 0.00856 | 0.00942 | 9.57% | ≤20% | Yes |

| QC Std I.D. | Lab Number | Conc.of unspiked sample | Dilution Factor | Added Spike Conc. | MS Amount | Measured Conc. of spiked sample | Theoretical Conc. of spiked sample | MS% Recovery | Acceptance limits | QC Within Control |
|---|---|---|---|---|---|---|---|---|---|---|
| MS | 955856-1 | 0.00 | 1.04 | 0.0100 | 0.0104 | 0.0100 | 0.0104 | 96.2% | 75-125% | Yes |

| QC Std I.D. | Measured Concentration | Theoretical Concentration | Percent Recovery | Acceptance Limits | QC Within Control |
|---|---|---|---|---|---|
| MRCCS | 0.00996 | 0.0100 | 99.6% | 90% - 110% | Yes |
| MRCVS#1 | 0.00983 | 0.0100 | 98.3% | 90% - 110% | Yes |
| MRCVS#2 | 0.00916 | 0.0100 | 91.6% | 90% - 110% | Yes |
| ICS | 0.00923 | 0.0100 | 92.3% | 80% - 120% | Yes |
| LCS | 0.0104 | 0.0100 | 104% | 90% - 110% | Yes |

ND: Below the reporting limit (Not Detected).
DF: Dilution Factor.

Respectfully submitted,
**TRUESDAIL LABORATORIES, INC.**

for Mona Nassimi

Mona Nassimi, Manager
Analytical Services


This report applies only to the sample, or samples, investigated and is not necessarily indicative of the quality or condition of apparently identical or similar products. As a mutual protection to clients, the public, and these laboratories, this report is submitted and accepted for the exclusive use of the client to whom it is addressed and upon the condition that it is not to be used, in whole or in part, in any advertising or publicity matter without prior written authorization from these laboratories.

# TRUESDAIL LABORATORIES, INC.

INDEPENDENT TESTING, FORENSIC SCIENCE, AND ENVIRONMENTAL ANALYSES

*Established 1931*

14201 FRANKLIN AVENUE
TUSTIN, CALIFORNIA 92780-7008
(714) 730-6239 · FAX (714) 730-6462
www.truesdail.com


## REPORT

**Client:** CH2M HILL
155 Grand Ave. Suite 1000
Oakland, CA 94612
**Attention:** George Ring

**Samples:** Five (5) Groundwater Samples
**Project Name:** PG&E Topock Project
**Project No.:** 332959.CM.FW.01
**P.O. No.:** 909745

**Investigation:** California Title 22, Section 26 Metals

**Laboratory No.: 955559**
**Reported** June 30, 2006
**Collected:** June 6, 2006
**Received:** June 6, 2006
**Analyzed:** June 9-29, 2006

## Analytical Results

**SAMPLE ID:** OW-01D-008 **Time Collected:** 08:29 **LAB ID:** 955559-1

| Parameter | Method | Reported Value | DF | Units | RL | Batch | Date Analyzed | Time Analyzed |
|---|---|---|---|---|---|---|---|---|
| Aluminum | SW 6010B | ND | 1.04 | mg/L | 0.0520 | 061406A | 06/14/06 | 10:59 |
| Antimony | SW 6020 | ND | 2.08 | mg/L | 0.0030 | 061406A | 06/14/06 | 12:01 |
| Arsenic | SW 6020 | ND | 2.08 | mg/L | 0.0050 | 061406A | 06/14/06 | 12:01 |
| Barium | SW 6010B | ND | 1.04 | mg/L | 0.300 | 061406A | 06/14/06 | 10:59 |
| Beryllium | SW 6020 | 0.0028 | 2.08 | mg/L | 0.0010 | 061406A | 06/14/06 | 12:01 |
| Cadmium | SW 6020 | ND | 2.08 | mg/L | 0.0020 | 061406A | 06/14/06 | 12:01 |
| Chromium | SW 6010B | ND | 1.04 | mg/L | 0.0010 | 061506A | 06/15/06 | 10:31 |
| Cobalt | SW 6020 | ND | 2.08 | mg/L | 0.0050 | 061406A | 06/14/06 | 12:01 |
| Copper | SW 6020 | ND | 2.08 | mg/L | 0.0100 | 061406A | 06/14/06 | 12:01 |
| Lead | SW 6020 | ND | 2.08 | mg/L | 0.0020 | 061406A | 06/14/06 | 12:01 |
| Magnesium | SW 6010B | 7.82 | 1.04 | mg/L | 1.00 | 061406A | 06/14/06 | 10:59 |
| Manganese | SW 6010B | ND | 1.04 | mg/L | 0.500 | 061406A | 06/14/06 | 10:59 |
| Mercury | SW 7470A | ND | 1.00 | mg/L | 0.00020 | 060906A | 06/09/06 | NA |
| Molybdenum | SW 6020 | 0.0088 | 2.08 | mg/L | 0.0050 | 061406A | 06/14/06 | 12:01 |
| Nickel | SW 6010B | ND | 1.04 | mg/L | 0.0200 | 061406A | 06/14/06 | 10:59 |
| Selenium | SW 6020 | ND | 2.08 | mg/L | 0.0050 | 061406A | 06/14/06 | 12:01 |
| Silver | SW 6020 | ND | 2.08 | mg/L | 0.0050 | 061406A | 06/14/06 | 12:01 |
| Thallium | SW 6020 | ND | 2.08 | mg/L | 0.0010 | 061406A | 06/14/06 | 12:01 |
| Vanadium | SW 6020 | 0.0138 | 2.08 | mg/L | 0.0050 | 061406A | 06/14/06 | 12:01 |
| Zinc | SW 6010B | ND | 1.04 | mg/L | 0.0200 | 061406A | 06/14/06 | 10:59 |
| Boron | SW 6010B | 1.27 | 1.04 | mg/L | 0.200 | 061406A | 06/14/06 | 10:59 |
| Calcium | SW 6010B | 114 | 7.29 | mg/L | 1.46 | 061406A | 06/14/06 | 15:13 |
| Iron | SW 6010B | ND | 1.04 | mg/L | 0.300 | 061406A | 06/14/06 | 10:59 |
| Potassium | SW 6010B | 17.6 | 1.04 | mg/L | 1.00 | 061406A | 06/14/06 | 10:59 |
| Sodium | SW 6010B | 1260 | 41.7 | mg/L | 8.34 | 061406A | 06/14/06 | 15:09 |


This report applies only to the sample, or samples, investigated and is not necessarily indicative of the quality or condition of apparently identical or similar products. As a mutual protection to clients, the public, and these laboratories, this report is submitted and accepted for the exclusive use of the client to whom it is addressed and upon the condition that it is not to be used, in whole or in part, in any advertising or publicity matter without prior written authorization from these laboratories.

| SAMPLE ID: OW-01M-008 | | Time Collected: | 10:00 | | | LAB ID: | 955559-2 | |
|---|---|---|---|---|---|---|---|---|
| Parameter | Method | Reported Value | DF | Units | RL | Batch | Date Analyzed | Time Analyzed |
| Aluminum | SW 6010B | ND | 1.04 | mg/L | 0.0520 | 061406A | 06/14/06 | 11:03 |
| Antimony | SW 6020 | ND | 2.08 | mg/L | 0.0030 | 061406A | 06/14/06 | 12:06 |
| Arsenic | SW 6020 | ND | 2.08 | mg/L | 0.0050 | 061406A | 06/14/06 | 12:06 |
| Barium | SW 6010B | ND | 1.04 | mg/L | 0.300 | 061406A | 06/14/06 | 11:03 |
| Beryllium | SW 6020 | 0.0025 | 2.08 | mg/L | 0.0010 | 061406A | 06/14/06 | 12:06 |
| Cadmium | SW 6020 | ND | 2.08 | mg/L | 0.0020 | 061406A | 06/14/06 | 12:06 |
| Chromium | SW 6010B | 0.0020 | 1.04 | mg/L | 0.0010 | 061606A | 06/16/06 | 12:44 |
| Cobalt | SW 6020 | ND | 2.08 | mg/L | 0.0050 | 061406A | 06/14/06 | 12:06 |
| Copper | SW 6020 | ND | 2.08 | mg/L | 0.0100 | 061406A | 06/14/06 | 12:06 |
| Lead | SW 6020 | ND | 2.08 | mg/L | 0.0020 | 061406A | 06/14/06 | 12:06 |
| Magnesium | SW 6010B | 13.9 | 1.04 | mg/L | 1.00 | 061406A | 06/14/06 | 11:03 |
| Manganese | SW 6010B | ND | 1.04 | mg/L | 0.500 | 061406A | 06/14/06 | 11:03 |
| Mercury | SW 7470A | ND | 1.00 | mg/L | 0.00020 | 060906A | 06/09/06 | NA |
| Molybdenum | SW 6020 | 0.0075 | 2.08 | mg/L | 0.0050 | 061406A | 06/14/06 | 12:06 |
| Nickel | SW 6010B | ND | 1.04 | mg/L | 0.0200 | 061406A | 06/14/06 | 11:03 |
| Selenium | SW 6020 | ND | 2.08 | mg/L | 0.0050 | 061406A | 06/14/06 | 12:06 |
| Silver | SW 6020 | ND | 2.08 | mg/L | 0.0050 | 061406A | 06/14/06 | 12:06 |
| Thallium | SW 6020 | ND | 2.08 | mg/L | 0.0010 | 061406A | 06/14/06 | 12:06 |
| Vanadium | SW 6020 | 0.0121 | 2.08 | mg/L | 0.0050 | 061406A | 06/14/06 | 12:06 |
| Zinc | SW 6010B | ND | 1.04 | mg/L | 0.0200 | 061406A | 06/14/06 | 11:03 |
| Boron | SW 6010B | 1.41 | 1.04 | mg/L | 0.200 | 061406A | 06/14/06 | 11:03 |
| Calcium | SW 6010B | 163 | 12.5 | mg/L | 2.50 | 061406A | 06/14/06 | 15:26 |
| Iron | SW 6010B | ND | 1.04 | mg/L | 0.300 | 061406A | 06/14/06 | 11:03 |
| Potassium | SW 6010B | 22.1 | 1.04 | mg/L | 1.00 | 061406A | 06/14/06 | 11:03 |
| Sodium | SW 6010B | 1310 | 41.7 | mg/L | 8.34 | 061406A | 06/14/06 | 15:17 |

This report applies only to the sample, or samples, investigated and is not necessarily indicative of the quality or condition of apparently identical or similar products. As a mutual protection to clients, the public, and these laboratories, this report is submitted and accepted for the exclusive use of the client to whom it is addressed and upon the condition that it is not to be used, in whole or in part, in any advertising or publicity matter without prior written authorization from these laboratories.

| SAMPLE ID: OW-01S-008 | | Time Collected: | 11:00 | | | LAB ID: | 955559-3 | |
|---|---|---|---|---|---|---|---|---|
| Parameter | Method | Reported Value | DF | Units | RL | Batch | Date Analyzed | Time Analyzed |
| Aluminum | SW 6010B | ND | 1.04 | mg/L | 0.0520 | 061406A | 06/14/06 | 11:20 |
| Antimony | SW 6020 | ND | 2.08 | mg/L | 0.0030 | 061406A | 06/14/06 | 12:27 |
| Arsenic | SW 6020 | ND | 2.08 | mg/L | 0.0050 | 061406A | 06/14/06 | 12:27 |
| Barium | SW 6010B | ND | 1.04 | mg/L | 0.300 | 061406A | 06/14/06 | 11:20 |
| Beryllium | SW 6020 | ND | 2.08 | mg/L | 0.0010 | 061406A | 06/14/06 | 12:27 |
| Cadmium | SW 6020 | ND | 2.08 | mg/L | 0.0020 | 061406A | 06/14/06 | 12:27 |
| Chromium | SW 6010B | 0.0165 | 1.04 | mg/L | 0.0010 | 061506A | 06/15/06 | 10:40 |
| Cobalt | SW 6020 | ND | 2.08 | mg/L | 0.0050 | 061406A | 06/14/06 | 12:27 |
| Copper | SW 6020 | ND | 2.08 | mg/L | 0.0100 | 061406A | 06/14/06 | 12:27 |
| Lead | SW 6020 | ND | 2.08 | mg/L | 0.0020 | 061406A | 06/14/06 | 12:27 |
| Magnesium | SW 6010B | 16.6 | 1.04 | mg/L | 1.00 | 061406A | 06/14/06 | 11:20 |
| Manganese | SW 6010B | ND | 1.04 | mg/L | 0.500 | 061406A | 06/14/06 | 11:20 |
| Mercury | SW 7470A | ND | 1.00 | mg/L | 0.00020 | 060906A | 06/09/06 | NA |
| Molybdenum | SW 6020 | 0.0066 | 2.08 | mg/L | 0.0050 | 061406A | 06/14/06 | 12:27 |
| Nickel | SW 6010B | ND | 1.04 | mg/L | 0.0200 | 061406A | 06/14/06 | 11:20 |
| Selenium | SW 6020 | ND | 2.08 | mg/L | 0.0050 | 061406A | 06/14/06 | 12:27 |
| Silver | SW 6020 | ND | 2.08 | mg/L | 0.0050 | 061406A | 06/14/06 | 12:27 |
| Thallium | SW 6020 | ND | 2.08 | mg/L | 0.0010 | 061406A | 06/14/06 | 12:27 |
| Vanadium | SW 6020 | 0.0062 | 2.08 | mg/L | 0.0050 | 061406A | 06/14/06 | 12:27 |
| Zinc | SW 6010B | 0.366 | 1.04 | mg/L | 0.0200 | 061406A | 06/14/06 | 11:20 |
| Boron | SW 6010B | 0.278 | 1.04 | mg/L | 0.200 | 061406A | 06/14/06 | 11:20 |
| Calcium | SW 6010B | 123 | 10.4 | mg/L | 2.08 | 061406A | 06/14/06 | 15:35 |
| Iron | SW 6010B | ND | 1.04 | mg/L | 0.300 | 061406A | 06/14/06 | 11:20 |
| Potassium | SW 6010B | 11.8 | 1.04 | mg/L | 1.00 | 061406A | 06/14/06 | 11:20 |
| Sodium | SW 6010B | 389 | 10.4 | mg/L | 2.08 | 061406A | 06/14/06 | 15:35 |

This report applies only to the sample, or samples, investigated and is not necessarily indicative of the quality or condition of apparently identical or similar products. As a mutual protection to clients, the public, and these laboratories, this report is submitted and accepted for the exclusive use of the client to whom it is addressed and upon the condition that it is not to be used, in whole or in part, in any advertising or publicity matter without prior written authorization from these laboratories.

| SAMPLE ID: OW-02S-008 | | Time Collected: 12:00 | | | | LAB ID: 955559-4 | | |
|---|---|---|---|---|---|---|---|---|
| Parameter | Method | Reported Value | DF | Units | RL | Batch | Date Analyzed | Time Analyzed |
| Aluminum | SW 6010B | ND | 1.04 | mg/L | 0.0520 | 061406A | 06/14/06 | 11:25 |
| Antimony | SW 6020 | ND | 2.08 | mg/L | 0.0030 | 061406A | 06/14/06 | 12:32 |
| Arsenic | SW 6020 | ND | 2.08 | mg/L | 0.0050 | 061406A | 06/14/06 | 12:32 |
| Barium | SW 6010B | ND | 1.04 | mg/L | 0.300 | 061406A | 06/14/06 | 11:25 |
| Beryllium | SW 6020 | 0.0016 | 2.08 | mg/L | 0.0010 | 061406A | 06/14/06 | 12:32 |
| Cadmium | SW 6020 | ND | 2.08 | mg/L | 0.0020 | 061406A | 06/14/06 | 12:32 |
| Chromium | SW 6010B | 0.0409 | 2.08 | mg/L | 0.0021 | 061506A | 06/15/06 | 10:57 |
| Cobalt | SW 6020 | ND | 2.08 | mg/L | 0.0050 | 061406A | 06/14/06 | 12:32 |
| Copper | SW 6020 | ND | 2.08 | mg/L | 0.0100 | 061406A | 06/14/06 | 12:32 |
| Lead | SW 6020 | ND | 2.08 | mg/L | 0.0020 | 061406A | 06/14/06 | 12:32 |
| Magnesium | SW 6010B | 5.16 | 1.04 | mg/L | 1.00 | 061406A | 06/14/06 | 11:25 |
| Manganese | SW 6010B | ND | 1.04 | mg/L | 0.500 | 061406A | 06/14/06 | 11:25 |
| Mercury | SW 7470A | ND | 1.00 | mg/L | 0.00020 | 060906A | 06/09/06 | NA |
| Molybdenum | SW 6020 | 0.0319 | 2.08 | mg/L | 0.0050 | 061406A | 06/14/06 | 12:32 |
| Nickel | SW 6010B | ND | 1.04 | mg/L | 0.0200 | 061406A | 06/14/06 | 11:25 |
| Selenium | SW 6020 | 0.0058 | 1.04 | mg/L | 0.0050 | 062906A | 06/29/06 | 19:39 |
| Silver | SW 6020 | ND | 2.08 | mg/L | 0.0050 | 061406A | 06/14/06 | 12:32 |
| Thallium | SW 6020 | ND | 2.08 | mg/L | 0.0010 | 061406A | 06/14/06 | 12:32 |
| Vanadium | SW 6020 | 0.0079 | 2.08 | mg/L | 0.0050 | 061406A | 06/14/06 | 12:32 |
| Zinc | SW 6010B | ND | 1.04 | mg/L | 0.0200 | 062806A | 06/28/06 | 15:01 |
| Boron | SW 6010B | 0.678 | 1.04 | mg/L | 0.200 | 061406A | 06/14/06 | 11:25 |
| Calcium | SW 6010B | 57.7 | 10.4 | mg/L | 2.08 | 061406A | 06/14/06 | 15:39 |
| Iron | SW 6010B | ND | 1.04 | mg/L | 0.300 | 061406A | 06/14/06 | 11:25 |
| Potassium | SW 6010B | 8.77 | 1.04 | mg/L | 1.00 | 061406A | 06/14/06 | 11:25 |
| Sodium | SW 6010B | 422 | 10.4 | mg/L | 2.08 | 061406A | 06/14/06 | 15:39 |

This report applies only to the sample, or samples, investigated and is not necessarily indicative of the quality or condition of apparently identical or similar products. As a mutual protection to clients, the public, and these laboratories, this report is submitted and accepted for the exclusive use of the client to whom it is addressed and upon the condition that it is not to be used, in whole or in part, in any advertising or publicity matter without prior written authorization from these laboratories.

| SAMPLE ID: MW-90-008 | | Time Collected: 12:10 | | | | LAB ID: 955559-5 | | |
|---|---|---|---|---|---|---|---|---|
| Parameter | Method | Reported Value | DF | Units | RL | Batch | Date Analyzed | Time Analyzed |
| Aluminum | SW 6010B | ND | 1.04 | mg/L | 0.0520 | 061406A | 06/14/06 | 11:29 |
| Antimony | SW 6020 | ND | 2.08 | mg/L | 0.0030 | 061406A | 06/14/06 | 12:38 |
| Arsenic | SW 6020 | ND | 2.08 | mg/L | 0.0050 | 061406A | 06/14/06 | 12:38 |
| Barium | SW 6010B | ND | 1.04 | mg/L | 0.300 | 061406A | 06/14/06 | 11:29 |
| Beryllium | SW 6020 | 0.0018 | 2.08 | mg/L | 0.0010 | 061406A | 06/14/06 | 12:38 |
| Cadmium | SW 6020 | ND | 2.08 | mg/L | 0.0020 | 061406A | 06/14/06 | 12:38 |
| Chromium | SW 6010B | 0.0445 | 2.08 | mg/L | 0.0021 | 061506A | 06/15/06 | 11:02 |
| Cobalt | SW 6020 | ND | 2.08 | mg/L | 0.0050 | 061406A | 06/14/06 | 12:38 |
| Copper | SW 6020 | ND | 2.08 | mg/L | 0.0100 | 061406A | 06/14/06 | 12:38 |
| Lead | SW 6020 | ND | 2.08 | mg/L | 0.0020 | 061406A | 06/14/06 | 12:38 |
| Magnesium | SW 6010B | 5.21 | 1.04 | mg/L | 1.00 | 061406A | 06/14/06 | 11:29 |
| Manganese | SW 6010B | ND | 1.04 | mg/L | 0.500 | 061406A | 06/14/06 | 11:29 |
| Mercury | SW 7470A | ND | 1.00 | mg/L | 0.00020 | 060906A | 06/09/06 | NA |
| Molybdenum | SW 6020 | 0.0272 | 2.08 | mg/L | 0.0050 | 061406A | 06/14/06 | 12:38 |
| Nickel | SW 6010B | ND | 1.04 | mg/L | 0.0200 | 061406A | 06/14/06 | 11:29 |
| Selenium | SW 6020 | 0.0062 | 1.04 | mg/L | 0.0050 | 062906A | 06/29/06 | 19:49 |
| Silver | SW 6020 | ND | 2.08 | mg/L | 0.0050 | 061406A | 06/14/06 | 12:38 |
| Thallium | SW 6020 | ND | 2.08 | mg/L | 0.0010 | 061406A | 06/14/06 | 12:38 |
| Vanadium | SW 6020 | 0.0075 | 2.08 | mg/L | 0.0050 | 061406A | 06/14/06 | 12:38 |
| Zinc | SW 6010B | ND | 1.04 | mg/L | 0.0200 | 062806A | 06/28/06 | 15:05 |
| Boron | SW 6010B | 0.677 | 1.04 | mg/L | 0.200 | 061406A | 06/14/06 | 11:29 |
| Calcium | SW 6010B | 56.6 | 10.4 | mg/L | 2.08 | 061406A | 06/14/06 | 15:43 |
| Iron | SW 6010B | ND | 1.04 | mg/L | 0.300 | 061406A | 06/14/06 | 11:29 |
| Potassium | SW 6010B | 8.72 | 1.04 | mg/L | 1.00 | 061406A | 06/14/06 | 11:29 |
| Sodium | SW 6010B | 416 | 10.4 | mg/L | 2.08 | 061406A | 06/14/06 | 15:43 |

ND: Not detected,or below limit of detection.

DF: Dilution factor.

Respectfully submitted,
TRUESDAIL LABORATORIES, INC.

Mona Nassimi, Manager
Analytical Services

This report applies only to the sample, or samples, investigated and is not necessarily indicative of the quality or condition of apparently identical or similar products. As a mutual protection to clients, the public, and these laboratories, this report is submitted and accepted for the exclusive use of the client to whom it is addressed and upon the condition that it is not to be used, in whole or in part, in any advertising or publicity matter without prior written authorization from these laboratories.

TRUESDAIL LABORATORIES, INC.
14201 Franklin Avenue, Tustin, CA 92780-7008
(714)730-6239 FAX: (714) 730-6462
www.truesdail.com

# CHAIN OF CUSTODY RECORD

[2006-CMP-008]

955559

COC Number

TURNAROUND TIME 10 Days

DATE _____ PAGE ___ OF ___

COMPANY: CH2M HILL

PROJECT NAME: PG&E Topock

PHONE: (510) 251-2888 FAX: (510) 622-7086

ADDRESS: 155 Grand Ave Ste 1000
Oakland, CA 94612

P.O. NUMBER: 332959.CM.FW.01

SAMPLERS (SIGNATURE: [signature]

Rec'd 06/06/06
~~sed~~ 955559

| SAMPLE I.D. | DATE | TIME | DESCRIPTION | CR6 (7199) Lab Filtered | Diss Metals (6010B) Field Filtered Title 22,B,Ca,Mg,K,Na,Mn,Fe | NUMBER OF CONTAINERS | COMMENTS |
|---|---|---|---|---|---|---|---|
| 1 OW-01D-008 | 6/6 | 0829 | 3 250 Poly | 1 | 2 | 3 | pu=3 |
| 2 OW-01M-008 | 6/6 | ~~0829~~ 1000 | | 1 | 2 | 3 | pu=3 |
| 3 OW-01S-008 | 6/6 | 1100 | | 1 | 2 | 3 | pu=3 |
| 4 OW-02S-008 | 6/6 | 1200 | | 1 | 2 | 3 | pu=3 |
| 5 MW-90-008 | 6/6 | 1210 | | 1 | 2 | 3 | pu=7 |

ALERT!!
Level III QC

## CHAIN OF CUSTODY SIGNATURE RECORD

| | | | |
|---|---|---|---|
| Signature (Relinquished) [signature] | Printed Name Alan Erickson | Company/ Agency CH2M HILL | Date/ Time 6/6/06 12:30 |
| Signature (Received) L. Shabunina | Printed Name L. Shabunina | Company/ Agency TLI | Date/ Time 6/6/06 1800 |
| Signature (Relinquished) | Printed Name | Company/ Agency | Date/ Time |
| Signature (Received) | Printed Name | Company/ Agency | Date/ Time |
| Signature (Relinquished) | Printed Name | Company/ Agency | Date/ Time |
| Signature (Received) | Printed Name | Company/ Agency | Date/ Time |

SAMPLE CONDITIONS

RECEIVED COOL ☐ WARM ☐ °F

CUSTODY SEALED YES ☐ NO ☐

SPECIAL REQUIREMENTS: For Sample Conditions See Form Attached

EMAX Laboratories, Inc.
1835 W. 205th Street, Torrance, CA 90501
Tel: (310) 618 8889 Ext. 119 Fax: (310) 618 0818
Joe Kelbley jkelbley@emaxlabs.com

# CHAIN OF CUSTODY RECORD

**[2006-CMP-008]**

COC Number

TURNAROUND TIME 12 Days

DATE 6/7/06 PAGE 1 OF 1

| | |
|---|---|
| COMPANY | CH2M HILL |
| PROJECT NAME | PG&E Topock GWM |
| PHONE | (510) 251-2888 FAX (510) 622-7086 |
| ADDRESS | 155 Grand Ave Ste 1000, Oakland, CA 94612 |
| P.O. NUMBER | 332959.CM.FW.01 TEAM 1 |
| SAMPLERS (SIGNATURE | |

| SAMPLE I.D. | DATE | TIME | DESCRIPTION | Specific Conductance (120.1) | pH (150.1) | TDS (160.1) | Alkalinity (310.1) | Anions (300) Chloride,Fluoride,Sulfate | Nitrate/Nitrite (E353.3) | Ammonia (350.2) | Turbidity (180.1) | NUMBER OF CONTAINERS | COMMENTS |
|---|---|---|---|---|---|---|---|---|---|---|---|---|---|
| 6 CW-03D-008 | 6/7/06 | 0720 | GW | X | X | X | X | X | X | X | X | 2 | |
| 7 CW-03M-008 | 6/7/06 | 0917 | GW | X | X | X | X | X | X | X | X | 2 | |
| 8 CW-02D-008 | 6/7/06 | 1605 | GW | X | X | X | X | X | X | X | X | 2 | |
| | | | | | | | | | | | | | |
| | | | | | | | | | | | | | |
| | | | | | | | | | | | | | |
| | | | | | | | | | | | | | |
| | | | | | | | | | | | | | |
| | | | | | | | | | | | | | |

## CHAIN OF CUSTODY SIGNATURE RECORD

| | Printed Name | Company/ Agency | Date/ Time |
|---|---|---|---|
| Signature (Relinquished) | Allen Emerson | CH2M HILL | 6/7/06 12:02 |
| Signature (Received) | | | |
| Signature (Relinquished) | | | |
| Signature (Received) | | | |
| Signature (Relinquished) | | | |
| Signature (Received) | | | |

SAMPLE CONDITIONS

RECEIVED COOL ☐ WARM ☐ °F

CUSTODY SEALED YES ☐ NO ☐

SPECIAL REQUIREMENTS:

EMAX Laboratories, Inc.
1835 W. 205th Street, Torrance, CA 90501
Tel: (310) 618 8889 Ext. 119 Fax: (310) 618 0818
Joe Kelbley jkelbley@emaxlabs.com

# CHAIN OF CUSTODY RECORD

[2006-CMP-008] 06F094

COC Number

TURNAROUND TIME 12 Days

DATE _____ PAGE ___ OF ___

COMPANY CH2M HILL

PROJECT NAME PG&E Topock GWM

PHONE (510) 251-2888 FAX (510) 622-7086

ADDRESS 155 Grand Ave Ste 1000
Oakland, CA 94612

P.O. NUMBER 332959.CM.FW.01 TEAM 1

SAMPLERS (SIGNATURE _____

| | SAMPLE I.D. | DATE | TIME | DESCRIPTION | Specific Conductance (120.1) | pH (150.1) | TDS (160.1) | Alkalinity (310.1) | Anions (300) Chloride,Fluoride,Sulfate | Nitrate/Nitrite (E353.3) | Ammonia (350.2) | Turbidity (180.1) | NUMBER OF CONTAINERS | COMMENTS |
|---|---|---|---|---|---|---|---|---|---|---|---|---|---|---|
| 1 | OW-02M-008 | 6/7 | 0706 | 2-1L PLY | 1 | 1 | 1 | 1 | 1 | 1 | 1 | 1 | 2 | |
| 2 | OW-02D-008 | 6/7 | 0852 | | 1 | 1 | 1 | 1 | 1 | 1 | 1 | 1 | 2 | |
| 3 | OW-05S-008 | 6/7 | 0945 | | 1 | 1 | 1 | 1 | 1 | 1 | 1 | 1 | 2 | |
| 4 | OW-05M-008 | 6/7 | 1050 | | 1 | 1 | 1 | 1 | 1 | 1 | 1 | 1 | 2 | |
| 5 | OW-05D-008 | 6/7 | 1245 | | 1 | 1 | 1 | 1 | 1 | 1 | 1 | 1 | 2 | |
| | | | | | | | | | | | | | | |
| | | | | | | | | | | | | | | |
| | | | | | | | | | | | | | | |
| | | | | | | | | | | | | | | |

## CHAIN OF CUSTODY SIGNATURE RECORD

| | Signature | Printed Name | Company/ Agency | Date/ Time |
|---|---|---|---|---|
| Relinquished | | | | |
| Received | [signature] | J. Alcantara | emax | 6/8/06 0800 |
| Relinquished | | | | |
| Received | | | | |
| Relinquished | | | | |
| Received | | | | |

SAMPLE CONDITIONS

RECEIVED COOL ☐ WARM ☐ °F

CUSTODY SEALED YES ☐ NO ☐

SPECIAL REQUIREMENTS:

T-5.2°

# CASE NARRATIVE

CLIENT: CH2M HILL

PROJECT: PG&E'S TOPOCK GAS COMPRESSOR STAT

SDG: 06F094

## METHOD 120.1
## SPECIFIC CONDUCTIVITY

Eight (8) water samples were received on 06/08/06 for Specific Conductivity analysis by Method 120.1 in accordance with "Method for Chemical Analysis of Water and Wastewater", EPA 600/4-79-020 (1983).

### 1. Holding Time

Analysis met holding time criteria.

### 2. Duplicate

Duplicate sample was not designated in this SDG.

### 3. Sample Analysis

Samples were analyzed according to the prescribed QC procedures. All criteria were met.

METHOD 120.1
SPECIFIC CONDUCTIVITY

Client : CH2M HILL
Project : PG&E'S TOPOCK GAS COMPRESSOR STAT
Batch No. : 06F094

Matrix : WATER
Instrument ID : I104

| SAMPLE ID | EMAX SAMPLE ID | RESULTS (umhos/cm) | DLF | MOIST | RL (umhos/cm) | MDL (umhos/cm) | Analysis DATETIME | Extraction DATETIME | LFID | CAL REF | PREP BATCH | Collection DATETIME | Received DATETIME |
|---|---|---|---|---|---|---|---|---|---|---|---|---|---|
| OW-02M-008 | F094-01 | 6330 | 1 | NA | 2 | .5 | 06/14/0611:26 | NA | ECF003W-12 | NA | ECF003W | 06/07/06 | 06/08/06 |
| OW-02D-008 | F094-02 | 5130 | 1 | NA | 2 | .5 | 06/14/0611:28 | NA | ECF003W-13 | NA | ECF003W | 06/07/06 | 06/08/06 |
| OW-05S-008 | F094-03 | 1520 | 1 | NA | 2 | .5 | 06/14/0611:30 | NA | ECF003W-14 | NA | ECF003W | 06/07/06 | 06/08/06 |
| OW-05M-008 | F094-04 | 7190 | 1 | NA | 2 | .5 | 06/14/0611:31 | NA | ECF003W-15 | NA | ECF003W | 06/07/06 | 06/08/06 |
| OW-05D-008 | F094-05 | 7560 | 1 | NA | 2 | .5 | 06/14/0611:35 | NA | ECF003W-16 | NA | ECF003W | 06/07/06 | 06/08/06 |
| CW-03D-008 | F094-06 | 12000 | 1 | NA | 2 | .5 | 06/14/0611:36 | NA | ECF003W-17 | NA | ECF003W | 06/07/06 | 06/08/06 |
| CW-03M-008 | F094-07 | 8170 | 1 | NA | 2 | .5 | 06/14/0611:39 | NA | ECF003W-18 | NA | ECF003W | 06/07/06 | 06/08/06 |
| CW-02D-008 | F094-08 | 12100 | 1 | NA | 2 | .5 | 06/14/0611:39 | NA | ECF003W-19 | NA | ECF003W | 06/07/06 | 06/08/06 |

# CASE NARRATIVE

CLIENT: CH2M HILL

PROJECT: PG&E'S TOPOCK GAS COMPRESSOR STAT

SDG: 06F094

## METHOD 150.1
## pH

Eight (8) water samples were received on 06/08/06 for pH analysis by Method 150.1 in accordance with "Method for Chemical Analysis of Water and Wastewater", EPA 600/4-79-020 (1983).

1. **Holding Time**

   Analysis met holding time criteria.

2. **Duplicate**

   Sample F094-08 was analyzed for duplicate. %RPD was within QC limit.

3. **Sample Analysis**

   Samples were analyzed according to the prescribed QC procedures. All criteria were met.

METHOD 150.1
PH

Client : CH2M HILL
Project : PG&E'S TOPOCK GAS COMPRESSOR STAT
Batch No. : 06F094

Matrix : WATER
Instrument ID : I53

| SAMPLE ID | EMAX SAMPLE ID | RESULTS (pHUnit) | DLF | MOIST | RL (pHUnit) | MDL (pHUnit) | Analysis DATETIME | Extraction DATETIME | LFID | CAL REF | PREP BATCH | Collection DATETIME | Received DATETIME |
|---|---|---|---|---|---|---|---|---|---|---|---|---|---|
| OW-02M-008 | F094-01 | 7.42 | 1 | NA | NA | NA | 06/08/0615:20 | NA | PHF007W-02 | NA | PHF007W | 06/07/06 | 06/08/06 |
| OW-02D-008 | F094-02 | 7.78 | 1 | NA | NA | NA | 06/08/0615:28 | NA | PHF007W-03 | NA | PHF007W | 06/07/06 | 06/08/06 |
| OW-05S-008 | F094-03 | 7.80 | 1 | NA | NA | NA | 06/08/0615:36 | NA | PHF007W-04 | NA | PHF007W | 06/07/06 | 06/08/06 |
| OW-05M-008 | F094-04 | 7.78 | 1 | NA | NA | NA | 06/08/0615:53 | NA | PHF007W-05 | NA | PHF007W | 06/07/06 | 06/08/06 |
| OW-05D-008 | F094-05 | 8.00 | 1 | NA | NA | NA | 06/08/0615:55 | NA | PHF007W-06 | NA | PHF007W | 06/07/06 | 06/08/06 |
| CW-03D-008 | F094-06 | 7.78 | 1 | NA | NA | NA | 06/08/0616:00 | NA | PHF007W-07 | NA | PHF007W | 06/07/06 | 06/08/06 |
| CW-03M-008 | F094-07 | 7.74 | 1 | NA | NA | NA | 06/08/0616:01 | NA | PHF007W-08 | NA | PHF007W | 06/07/06 | 06/08/06 |
| CW-02D-008 | F094-08 | 7.82 | 1 | NA | NA | NA | 06/08/0616:03 | NA | PHF007W-09 | NA | PHF007W | 06/07/06 | 06/08/06 |
| CW-02D-008DUP | F094-08D | 7.82 | 1 | NA | NA | NA | 06/08/0616:05 | NA | PHF007W-10 | NA | PHF007W | 06/07/06 | 06/08/06 |

# CASE NARRATIVE

CLIENT: CH2M HILL

PROJECT: PG&E'S TOPOCK GAS COMPRESSOR STAT

SDG: 06F094

## METHOD 160.1
## TOTAL DISSOLVED SOLIDS

Eight (8) water samples were received on 06/08/06 for Total Dissolved Solids analysis by Method 160.1 in accordance with "Method for Chemical Analysis of Water and Wastewater", EPA 600/4-79-020 (1983).

1. **Holding Time**

   Analysis met holding time criteria.

2. **Method Blank**

   Method blank was free of contamination at the reporting limit.

3. **Lab Control Sample/Lab Control Sample Duplicate**

   Lab control results were within QC limit.

4. **Duplicate**

   Duplicate sample was not designated in this SDG.

5. **Sample Analysis**

   Samples were analyzed according to the prescribed QC procedures. All criteria were met.

METHOD 160.1
TOTAL DISSOLVED SOLIDS

Client : CH2M HILL
Project : PG&E'S TOPOCK GAS COMPRESSOR STAT
Batch No. : 06F094

Matrix : WATER
Instrument ID : I40706360

| SAMPLE ID | EMAX SAMPLE ID | RESULTS (mg/L) | DLF | MOIST | RL (mg/L) | MDL (mg/L) | Analysis DATETIME | Extraction DATETIME | LFID | CAL REF | PREP BATCH | Collection DATETIME | Received DATETIME |
|---|---|---|---|---|---|---|---|---|---|---|---|---|---|
| MBLK1W | TDF005WB | ND | 1 | NA | 10 | 5 | 06/13/0618:18 | 06/12/0612:56 | TDF005W-01 | NA | TDF005W | NA | 06/12/06 |
| LCS1W | TDF005WL | 280 | 1 | NA | 10 | 5 | 06/13/0618:18 | 06/12/0612:56 | TDF005W-02 | NA | TDF005W | NA | 06/12/06 |
| LCD1W | TDF005WC | 295 | 1 | NA | 10 | 5 | 06/13/0618:18 | 06/12/0612:56 | TDF005W-03 | NA | TDF005W | NA | 06/12/06 |
| OW-02M-008 | F094-01 | 4230 | 1 | NA | 10 | 5 | 06/13/0618:18 | 06/12/0612:56 | TDF005W-05 | NA | TDF005W | 06/07/06 | 06/08/06 |
| OW-02D-008 | F094-02 | 4300 | 1 | NA | 10 | 5 | 06/13/0618:18 | 06/12/0612:56 | TDF005W-06 | NA | TDF005W | 06/07/06 | 06/08/06 |
| OW-05S-008 | F094-03 | 995 | 1 | NA | 10 | 5 | 06/13/0618:18 | 06/12/0612:56 | TDF005W-07 | NA | TDF005W | 06/07/06 | 06/08/06 |
| OW-05M-008 | F094-04 | 5100 | 1 | NA | 10 | 5 | 06/13/0618:18 | 06/12/0612:56 | TDF005W-08 | NA | TDF005W | 06/07/06 | 06/08/06 |
| OW-05D-008 | F094-05 | 4220 | 1 | NA | 10 | 5 | 06/13/0618:18 | 06/12/0612:56 | TDF005W-09 | NA | TDF005W | 06/07/06 | 06/08/06 |
| CW-03D-008 | F094-06 | 8710 | 1 | NA | 10 | 5 | 06/13/0618:18 | 06/12/0612:56 | TDF005W-10 | NA | TDF005W | 06/07/06 | 06/08/06 |
| CW-03M-008 | F094-07 | 5130 | 1 | NA | 10 | 5 | 06/13/0618:18 | 06/12/0612:56 | TDF005W-11 | NA | TDF005W | 06/07/06 | 06/08/06 |
| CW-02D-008 | F094-08 | 7700 | 1 | NA | 10 | 5 | 06/13/0618:18 | 06/12/0612:56 | TDF005W-12 | NA | TDF005W | 06/07/06 | 06/08/06 |

# CASE NARRATIVE

**CLIENT:** CH2M HILL

**PROJECT:** PG&E'S TOPOCK GAS COMPRESSOR STAT

**SDG:** 06F094

## METHOD 180.1
## TURBIDITY

Eight (8) water samples were received on 06/08/06 for Turbidity analysis by Method 180.1 in accordance with "Method for Chemical Analysis of Water and Wastewater", EPA 600/4-79-020 (1983).

1. **Holding Time**

   Analysis met holding time criteria.

2. **Method Blank**

   Method blank was free of contamination at the reporting limit.

3. **Lab Control Sample**

   Lab control result was within QC limit.

4. **Duplicate**

   Duplicate sample was not designated in this SDG.

5. **Sample Analysis**

   Samples were analyzed according to the prescribed QC procedures. All criteria were met.

METHOD 180.1
TURBIDITY

Client : CH2M HILL
Project : PG&E'S TOPOCK GAS COMPRESSOR STAT
Batch No. : 06F094

Matrix : WATER
Instrument ID : I30

| SAMPLE ID | EMAX SAMPLE ID | RESULTS (NTU) | DLF | MOIST | RL (NTU) | MDL (NTU) | Analysis DATETIME | Extraction DATETIME | LFID | CAL REF | PREP BATCH | Collection DATETIME | Received DATETIME |
|---|---|---|---|---|---|---|---|---|---|---|---|---|---|
| MBLK1W | TUF005WB | ND | 1 | NA | 1 | .1 | 06/08/0617:08 | NA | TUF005W-09 | TUF005W-20 | TUF005W | NA | NA |
| LCS1W | TUF005WL | 2.26 | 1 | NA | 1 | .1 | 06/08/0617:09 | NA | TUF005W-10 | TUF005W-20 | TUF005W | NA | NA |
| OW-02M-008 | F094-01 | ND | 1 | NA | 1 | .1 | 06/08/0617:21 | NA | TUF005W-22 | TUF005W-20 | TUF005W | 06/07/06 | 06/08/06 |
| OW-02D-008 | F094-02 | ND | 1 | NA | 1 | .1 | 06/08/0617:22 | NA | TUF005W-23 | TUF005W-20 | TUF005W | 06/07/06 | 06/08/06 |
| OW-05S-008 | F094-03 | 6.08 | 1 | NA | 1 | .1 | 06/08/0617:23 | NA | TUF005W-24 | TUF005W-20 | TUF005W | 06/07/06 | 06/08/06 |
| OW-05M-008 | F094-04 | ND | 1 | NA | 1 | .1 | 06/08/0617:24 | NA | TUF005W-25 | TUF005W-20 | TUF005W | 06/07/06 | 06/08/06 |
| OW-05D-008 | F094-05 | ND | 1 | NA | 1 | .1 | 06/08/0617:25 | NA | TUF005W-26 | TUF005W-20 | TUF005W | 06/07/06 | 06/08/06 |
| CW-03D-008 | F094-06 | ND | 1 | NA | 1 | .1 | 06/08/0617:26 | NA | TUF005W-27 | TUF005W-20 | TUF005W | 06/07/06 | 06/08/06 |
| CW-03M-008 | F094-07 | ND | 1 | NA | 1 | .1 | 06/08/0617:27 | NA | TUF005W-28 | TUF005W-20 | TUF005W | 06/07/06 | 06/08/06 |
| CW-02D-008 | F094-08 | ND | 1 | NA | 1 | .1 | 06/08/0617:28 | NA | TUF005W-29 | TUF005W-20 | TUF005W | 06/07/06 | 06/08/06 |

# CASE NARRATIVE

CLIENT: CH2M HILL

PROJECT: PG&E'S TOPOCK GAS COMPRESSOR STAT

SDG: 06F094

## METHOD 300.0
## ANIONS

Eight (8) water samples were received on 06/08/06 for Chloride, Fluoride and Sulfate analyses by method 300.0 in accordance with "Method for Determination of Inorganic Anions by Ion Chromatography", EPA 600/84-017.

1. **Holding Time**

   Analyses met holding time criteria.

2. **Method Blank**

   Method blanks were free of contamination at the reporting limit.

3. **Lab Control Sample/Lab Control Sample Duplicate**

   Lab control results were within QC limits.

4. **Duplicate**

   Duplicate sample was not designated in this SDG.

5. **Matrix Spike**

   MS sample was not designated in this SDG.

6. **Sample Analysis**

   Samples were analyzed according to the prescribed QC procedures. All criteria were met.

METHOD 300.0
CHLORIDE

Client : CH2M HILL
Project : PG&E'S TOPOCK GAS COMPRESSOR STAT
Batch No. : 06F094

Matrix : WATER
Instrument ID : I100

| SAMPLE ID | EMAX SAMPLE ID | RESULTS (mg/L) | DLF | MOIST | RL (mg/L) | MDL (mg/L) | Analysis DATETIME | Extraction DATETIME | LFID | CAL REF | PREP BATCH | Collection DATETIME | Received DATETIME |
|---|---|---|---|---|---|---|---|---|---|---|---|---|---|
| MBLK1W | ICF025WB | ND | 1 | NA | .5 | .1 | 06/13/0611:55 | NA | AF13-03 | AF13-01 | ICF025W | NA | NA |
| LCS1W | ICF025WL | 5.19 | 1 | NA | .5 | .1 | 06/13/0612:13 | NA | AF13-04 | AF13-01 | ICF025W | NA | NA |
| LCD1W | ICF025WC | 5.36 | 1 | NA | .5 | .1 | 06/13/0612:31 | NA | AF13-05 | AF13-01 | ICF025W | NA | NA |
| OW-02D-008 | F094-02 | 2050 | 500 | NA | 250 | 50 | 06/13/0614:00 | NA | AF13-07 | AF13-01 | ICF025W | 06/07/06 | 06/08/06 |
| MBLK2W | ICF026WB | ND | 1 | NA | .5 | .1 | 06/13/0621:55 | NA | AF13-34 | AF13-25 | ICF026W | NA | NA |
| LCS2W | ICF026WL | 5.14 | 1 | NA | .5 | .1 | 06/13/0622:13 | NA | AF13-35 | AF13-25 | ICF026W | NA | NA |
| LCD2W | ICF026WC | 5.13 | 1 | NA | .5 | .1 | 06/13/0622:30 | NA | AF13-36 | AF13-25 | ICF026W | NA | NA |
| OW-02M-008 | F094-01 | 2060 | 500 | NA | 250 | 50 | 06/14/0602:19 | NA | AF13-49 | AF13-37 | ICF026W | 06/07/06 | 06/08/06 |
| OW-05S-008 | F094-03 | 423 | 100 | NA | 50 | 10 | 06/14/0603:11 | NA | AF13-52 | AF13-50 | ICF026W | 06/07/06 | 06/08/06 |
| OW-05M-008 | F094-04 | 2770 | 500 | NA | 250 | 50 | 06/14/0603:29 | NA | AF13-53 | AF13-50 | ICF026W | 06/07/06 | 06/08/06 |
| OW-05D-008 | F094-05 | 2120 | 500 | NA | 250 | 50 | 06/14/0603:46 | NA | AF13-54 | AF13-50 | ICF026W | 06/07/06 | 06/08/06 |
| CW-03D-008 | F094-06 | 4800 | 1000 | NA | 500 | 100 | 06/14/0604:22 | NA | AF13-56 | AF13-50 | ICF026W | 06/07/06 | 06/08/06 |
| CW-03M-008 | F094-07 | 2740 | 500 | NA | 250 | 50 | 06/14/0604:39 | NA | AF13-57 | AF13-50 | ICF026W | 06/07/06 | 06/08/06 |
| CW-02D-008 | F094-08 | 4230 | 1000 | NA | 500 | 100 | 06/14/0605:14 | NA | AF13-59 | AF13-50 | ICF026W | 06/07/06 | 06/08/06 |

METHOD 300.0
FLUORIDE

Client : CH2M HILL
Project : PG&E'S TOPOCK GAS COMPRESSOR STAT
Batch No. : 06F094

Matrix : WATER
Instrument ID : 1100

| SAMPLE ID | EMAX SAMPLE ID | RESULTS (mg/L) | DLF | MOIST | RL (mg/L) | MDL (mg/L) | Analysis DATETIME | Extraction DATETIME | LFID | CAL REF | PREP BATCH | Collection DATETIME | Received DATETIME |
|---|---|---|---|---|---|---|---|---|---|---|---|---|---|
| MBLK1W | ICF020WB | ND | 1 | NA | .5 | .05 | 06/10/0609:07 | NA | AF09-68 | AF09-60 | ICF020W | NA | NA |
| LCS1W | ICF020WL | 1.82 | 1 | NA | .5 | .05 | 06/10/0609:24 | NA | AF09-69 | AF09-60 | ICF020W | NA | NA |
| LCD1W | ICF020WC | 1.84 | 1 | NA | .5 | .05 | 06/10/0609:42 | NA | AF09-70 | AF09-60 | ICF020W | NA | NA |
| OW-02M-008 | F094-01 | 1.62 | 1 | NA | .5 | .05 | 06/10/0611:14 | NA | AF09-75 | AF09-72 | ICF020W | 06/07/06 | 06/08/06 |
| OW-02D-008 | F094-02 | 1.62 | 1 | NA | .5 | .05 | 06/10/0611:31 | NA | AF09-76 | AF09-72 | ICF020W | 06/07/06 | 06/08/06 |
| OW-05S-008 | F094-03 | 2.18 | 1 | NA | .5 | .05 | 06/10/0611:49 | NA | AF09-77 | AF09-72 | ICF020W | 06/07/06 | 06/08/06 |
| OW-05M-008 | F094-04 | 2.97 | 1 | NA | .5 | .05 | 06/10/0612:06 | NA | AF09-78 | AF09-72 | ICF020W | 06/07/06 | 06/08/06 |
| OW-05D-008 | F094-05 | 3.03 | 1 | NA | .5 | .05 | 06/10/0612:24 | NA | AF09-79 | AF09-72 | ICF020W | 06/07/06 | 06/08/06 |
| CW-03D-008 | F094-06 | 2.23 | 1 | NA | .5 | .05 | 06/10/0612:41 | NA | AF09-80 | AF09-72 | ICF020W | 06/07/06 | 06/08/06 |
| CW-03M-008 | F094-07 | 2.28 | 1 | NA | .5 | .05 | 06/10/0612:59 | NA | AF09-81 | AF09-72 | ICF020W | 06/07/06 | 06/08/06 |
| CW-02D-008 | F094-08 | 3.26 | 1 | NA | .5 | .05 | 06/10/0613:17 | NA | AF09-82 | AF09-72 | ICF020W | 06/07/06 | 06/08/06 |

METHOD 300.0
SULFATE

Client : CH2M HILL
Project : PG&E'S TOPOCK GAS COMPRESSOR STAT
Batch No. : 06F094

Matrix : WATER
Instrument ID : I100

| SAMPLE ID | EMAX SAMPLE ID | RESULTS (mg/L) | DLF | MOIST | RL (mg/L) | MDL (mg/L) | Analysis DATETIME | Extraction DATETIME | LFID | CAL REF | PREP BATCH | Collection DATETIME | Received DATETIME |
|---|---|---|---|---|---|---|---|---|---|---|---|---|---|
| MBLK1W | ICF025WB | ND | 1 | NA | .5 | .25 | 06/13/0611:55 | NA | AF13-03 | AF13-01 | ICF025W | NA | NA |
| LCS1W | ICF025WL | 5 | 1 | NA | .5 | .25 | 06/13/0612:13 | NA | AF13-04 | AF13-01 | ICF025W | NA | NA |
| LCD1W | ICF025WC | 5.03 | 1 | NA | .5 | .25 | 06/13/0612:31 | NA | AF13-05 | AF13-01 | ICF025W | NA | NA |
| OW-02D-008 | F094-02 | 516 | 500 | NA | 250 | 125 | 06/13/0614:00 | NA | AF13-07 | AF13-01 | ICF025W | 06/07/06 | 06/08/06 |
| MBLK2W | ICF026WB | ND | 1 | NA | .5 | .25 | 06/13/0621:55 | NA | AF13-34 | AF13-25 | ICF026W | NA | NA |
| LCS2W | ICF026WL | 4.92 | 1 | NA | .5 | .25 | 06/13/0622:13 | NA | AF13-35 | AF13-25 | ICF026W | NA | NA |
| LCD2W | ICF026WC | 4.92 | 1 | NA | .5 | .25 | 06/13/0622:30 | NA | AF13-36 | AF13-25 | ICF026W | NA | NA |
| OW-02M-008 | F094-01 | 532 | 500 | NA | 250 | 125 | 06/14/0602:19 | NA | AF13-49 | AF13-37 | ICF026W | 06/07/06 | 06/08/06 |
| OW-05S-008 | F094-03 | 121 | 100 | NA | 50 | 25 | 06/14/0603:11 | NA | AF13-52 | AF13-50 | ICF026W | 06/07/06 | 06/08/06 |
| OW-05M-008 | F094-04 | 497 | 500 | NA | 250 | 125 | 06/14/0603:29 | NA | AF13-53 | AF13-50 | ICF026W | 06/07/06 | 06/08/06 |
| OW-05D-008 | F094-05 | 539 | 500 | NA | 250 | 125 | 06/14/0603:46 | NA | AF13-54 | AF13-50 | ICF026W | 06/07/06 | 06/08/06 |
| CW-03D-008 | F094-06 | 615 | 100 | NA | 50 | 25 | 06/14/0604:04 | NA | AF13-55 | AF13-50 | ICF026W | 06/07/06 | 06/08/06 |
| CW-03M-008 | F094-07 | 444 | 500 | NA | 250 | 125 | 06/14/0604:39 | NA | AF13-57 | AF13-50 | ICF026W | 06/07/06 | 06/08/06 |
| CW-02D-008 | F094-08 | 554 | 100 | NA | 50 | 25 | 06/14/0604:57 | NA | AF13-58 | AF13-50 | ICF026W | 06/07/06 | 06/08/06 |

# CASE NARRATIVE

CLIENT: CH2M HILL

PROJECT: PG&E'S TOPOCK GAS COMPRESSOR STAT

SDG: 06F094

## METHOD 310.1
## ALKALINITY

Eight (8) water samples were received on 06/08/06 for Bicarbonate, Carbonate and Total Alkalinity analysis by Method 310.1 in accordance with "Method for Chemical Analysis of Water and Wastewater", EPA 600/4-79-020 (1983).

1. **Holding Time**

   Analysis met holding time criteria.

2. **Method Blank**

   Method blank was free of contamination at the reporting limit.

3. **Lab Control Sample/Lab Control Sample Duplicate**

   Lab control results were within QC limit.

4. **Duplicate**

   Sample F094-08 was analyzed for duplicate. %RPD was within QC limit.

5. **Matrix Spike**

   Sample F094-08 was spiked. %Recovery was within QC limit.

6. **Sample Analysis**

   Samples were analyzed according to the prescribed QC procedures. All criteria were met.

METHOD 310.1
BICARBONATE ALKALINITY

Client : CH2M HILL
Project : PG&E'S TOPOCK GAS COMPRESSOR STAT
Batch No. : 06F094

Matrix : WATER
Instrument ID : I53

| SAMPLE ID | EMAX SAMPLE ID | RESULTS (mg/L) | DLF | MOIST | RL (mg/L) | MDL (mg/L) | Analysis DATETIME | Extraction DATETIME | LFID | CAL REF | PREP BATCH | Collection DATETIME | Received DATETIME |
|---|---|---|---|---|---|---|---|---|---|---|---|---|---|
| MBLK1W | ALF008WB | ND | 1 | NA | 5 | 1 | 06/12/0610:30 | NA | ALF008W-01 | NA | ALF008W | NA | NA |
| LCS1W | ALF008WL | 35.5 | 1 | NA | 5 | 1 | 06/12/0610:45 | NA | ALF008W-02 | NA | ALF008W | NA | NA |
| LCD1W | ALF008WC | 35.9 | 1 | NA | 5 | 1 | 06/12/0610:53 | NA | ALF008W-03 | NA | ALF008W | NA | NA |
| OW-02M-008 | F094-01 | 59.8 | 1 | NA | 5 | 1 | 06/12/0611:18 | NA | ALF008W-04 | NA | ALF008W | 06/07/06 | 06/08/06 |
| OW-02D-008 | F094-02 | 74.8 | 1 | NA | 5 | 1 | 06/12/0611:29 | NA | ALF008W-05 | NA | ALF008W | 06/07/06 | 06/08/06 |
| OW-05S-008 | F094-03 | 85 | 1 | NA | 5 | 1 | 06/12/0611:40 | NA | ALF008W-06 | NA | ALF008W | 06/07/06 | 06/08/06 |
| OW-05M-008 | F094-04 | 41.8 | 1 | NA | 5 | 1 | 06/12/0611:49 | NA | ALF008W-07 | NA | ALF008W | 06/07/06 | 06/08/06 |
| OW-05D-008 | F094-05 | 59.3 | 1 | NA | 5 | 1 | 06/12/0611:56 | NA | ALF008W-08 | NA | ALF008W | 06/07/06 | 06/08/06 |
| CW-03D-008 | F094-06 | 33.5 | 1 | NA | 5 | 1 | 06/12/0612:04 | NA | ALF008W-09 | NA | ALF008W | 06/07/06 | 06/08/06 |
| CW-03M-008 | F094-07 | 45.7 | 1 | NA | 5 | 1 | 06/12/0612:13 | NA | ALF008W-10 | NA | ALF008W | 06/07/06 | 06/08/06 |
| CW-02D-008 | F094-08 | 29.1 | 1 | NA | 5 | 1 | 06/12/0612:25 | NA | ALF008W-11 | NA | ALF008W | 06/07/06 | 06/08/06 |
| CW-02D-008DUP | F094-08D | 29.1 | 1 | NA | 5 | 1 | 06/12/0612:31 | NA | ALF008W-12 | NA | ALF008W | 06/07/06 | 06/08/06 |
| CW-02D-008MS | F094-08M | 92.8 | 1 | NA | 5 | 1 | 06/12/0612:41 | NA | ALF008W-13 | NA | ALF008W | 06/07/06 | 06/08/06 |

METHOD 310.1
CARBONATE ALKALINITY

Client : CH2M HILL
Project : PG&E'S TOPOCK GAS COMPRESSOR STAT
Batch No. : 06F094

Matrix : WATER
Instrument ID : I53

| SAMPLE ID | EMAX SAMPLE ID | RESULTS (mg/L) | DLF | MOIST | RL (mg/L) | MDL (mg/L) | Analysis DATETIME | Extraction DATETIME | LFID | CAL REF | PREP BATCH | Collection DATETIME | Received DATETIME |
|---|---|---|---|---|---|---|---|---|---|---|---|---|---|
| MBLK1W | ALF008WB | ND | 1 | NA | 5 | 1 | 06/12/0610:30 | NA | ALF008W-01 | NA | ALF008W | NA | NA |
| OW-02M-008 | F094-01 | ND | 1 | NA | 5 | 1 | 06/12/0611:18 | NA | ALF008W-04 | NA | ALF008W | 06/07/06 | 06/08/06 |
| OW-02D-008 | F094-02 | ND | 1 | NA | 5 | 1 | 06/12/0611:29 | NA | ALF008W-05 | NA | ALF008W | 06/07/06 | 06/08/06 |
| OW-05S-008 | F094-03 | ND | 1 | NA | 5 | 1 | 06/12/0611:40 | NA | ALF008W-06 | NA | ALF008W | 06/07/06 | 06/08/06 |
| OW-05M-008 | F094-04 | ND | 1 | NA | 5 | 1 | 06/12/0611:49 | NA | ALF008W-07 | NA | ALF008W | 06/07/06 | 06/08/06 |
| OW-05D-008 | F094-05 | ND | 1 | NA | 5 | 1 | 06/12/0611:56 | NA | ALF008W-08 | NA | ALF008W | 06/07/06 | 06/08/06 |
| CW-03D-008 | F094-06 | ND | 1 | NA | 5 | 1 | 06/12/0612:04 | NA | ALF008W-09 | NA | ALF008W | 06/07/06 | 06/08/06 |
| CW-03M-008 | F094-07 | ND | 1 | NA | 5 | 1 | 06/12/0612:13 | NA | ALF008W-10 | NA | ALF008W | 06/07/06 | 06/08/06 |
| CW-02D-008 | F094-08 | ND | 1 | NA | 5 | 1 | 06/12/0612:25 | NA | ALF008W-11 | NA | ALF008W | 06/07/06 | 06/08/06 |
| CW-02D-008DUP | F094-08D | ND | 1 | NA | 5 | 1 | 06/12/0612:31 | NA | ALF008W-12 | NA | ALF008W | 06/07/06 | 06/08/06 |

METHOD 310.1
TOTAL ALKALINITY

Client : CH2M HILL
Project : PG&E'S TOPOCK GAS COMPRESSOR STAT
Batch No. : 06F094

Matrix : WATER
Instrument ID : I53

| SAMPLE ID | EMAX SAMPLE ID | RESULTS (mg/L) | DLF | MOIST | RL (mg/L) | MDL (mg/L) | Analysis DATETIME | Extraction DATETIME | LFID | CAL REF | PREP BATCH | Collection DATETIME | Received DATETIME |
|---|---|---|---|---|---|---|---|---|---|---|---|---|---|
| MBLK1W | ALF008WB | ND | 1 | NA | 5 | 1 | 06/12/0610:30 | NA | ALF008W-01 | NA | ALF008W | NA | NA |
| LCS1W | ALF008WL | 35.5 | 1 | NA | 5 | 1 | 06/12/0610:45 | NA | ALF008W-02 | NA | ALF008W | NA | NA |
| LCD1W | ALF008WC | 35.9 | 1 | NA | 5 | 1 | 06/12/0610:53 | NA | ALF008W-03 | NA | ALF008W | NA | NA |
| OW-02M-008 | F094-01 | 59.8 | 1 | NA | 5 | 1 | 06/12/0611:18 | NA | ALF008W-04 | NA | ALF008W | 06/07/06 | 06/08/06 |
| OW-02D-008 | F094-02 | 74.8 | 1 | NA | 5 | 1 | 06/12/0611:29 | NA | ALF008W-05 | NA | ALF008W | 06/07/06 | 06/08/06 |
| OW-05S-008 | F094-03 | 85 | 1 | NA | 5 | 1 | 06/12/0611:40 | NA | ALF008W-06 | NA | ALF008W | 06/07/06 | 06/08/06 |
| OW-05M-008 | F094-04 | 41.8 | 1 | NA | 5 | 1 | 06/12/0611:49 | NA | ALF008W-07 | NA | ALF008W | 06/07/06 | 06/08/06 |
| OW-05D-008 | F094-05 | 59.3 | 1 | NA | 5 | 1 | 06/12/0611:56 | NA | ALF008W-08 | NA | ALF008W | 06/07/06 | 06/08/06 |
| CW-03D-008 | F094-06 | 33.5 | 1 | NA | 5 | 1 | 06/12/0612:04 | NA | ALF008W-09 | NA | ALF008W | 06/07/06 | 06/08/06 |
| CW-03M-008 | F094-07 | 45.7 | 1 | NA | 5 | 1 | 06/12/0612:13 | NA | ALF008W-10 | NA | ALF008W | 06/07/06 | 06/08/06 |
| CW-02D-008 | F094-08 | 29.1 | 1 | NA | 5 | 1 | 06/12/0612:25 | NA | ALF008W-11 | NA | ALF008W | 06/07/06 | 06/08/06 |
| CW-02D-008DUP | F094-08D | 29.1 | 1 | NA | 5 | 1 | 06/12/0612:31 | NA | ALF008W-12 | NA | ALF008W | 06/07/06 | 06/08/06 |
| CW-02D-008MS | F094-08M | 92.8 | 1 | NA | 5 | 1 | 06/12/0612:41 | NA | ALF008W-13 | NA | ALF008W | 06/07/06 | 06/08/06 |

# CASE NARRATIVE

CLIENT: CH2M HILL

PROJECT: PG&E'S TOPOCK GAS COMPRESSOR STAT

SDG: 06F094

## METHOD 350.2
## AMMONIA (NH3-N)

Eight (8) water samples were received on 06/08/06 for Ammonia analysis by Method 350.2 in accordance with "Method for Chemical Analysis of Water and Wastewater", EPA 600/4-79-020 (1983).

1. **Holding Time**

   Analysis met holding time criteria.

2. **Method Blank**

   Method blank was free of contamination at the reporting limit.

3. **Lab Control Sample/Lab Control Sample Duplicate**

   Lab control results were within QC limit.

4. **Duplicate**

   Sample F094-02 was analyzed for duplicate. %RPD was within QC limit.

5. **Matrix Spike**

   Sample F094-02 was spiked. %Recovery was within QC limit.

6. **Sample Analysis**

   Samples were analyzed according to the prescribed QC procedures. All criteria were met.

METHOD 350.2
AMMONIA (NH3-N)

Client : CH2M HILL
Project : PG&E'S TOPOCK GAS COMPRESSOR STAT
Batch No. : 06F094

Matrix : WATER
Instrument ID : I70

| SAMPLE ID | EMAX SAMPLE ID | RESULTS (mg/L) | DLF | MOIST | RL (mg/L) | MDL (mg/L) | Analysis DATETIME | Extraction DATETIME | LFID | CAL REF | PREP BATCH | Collection DATETIME | Received DATETIME |
|---|---|---|---|---|---|---|---|---|---|---|---|---|---|
| MBLK1W | NHF005WB | ND | 1 | NA | .5 | .03 | 06/14/0618:56 | 06/14/0611:00 | NHF005W-05 | NHF005W-01 | NHF005W | NA | 06/14/06 |
| LCS1W | NHF005WL | 1.05 | 1 | NA | .5 | .03 | 06/14/0618:57 | 06/14/0611:00 | NHF005W-06 | NHF005W-01 | NHF005W | NA | 06/14/06 |
| LCD1W | NHF005WC | 1.02 | 1 | NA | .5 | .03 | 06/14/0618:58 | 06/14/0611:00 | NHF005W-07 | NHF005W-01 | NHF005W | NA | 06/14/06 |
| OW-02M-008 | F094-01 | ND | 1 | NA | .5 | .03 | 06/14/0618:58 | 06/14/0611:00 | NHF005W-08 | NHF005W-01 | NHF005W | 06/07/06 | 06/08/06 |
| OW-02D-008 | F094-02 | ND | 1 | NA | .5 | .03 | 06/14/0618:58 | 06/14/0611:00 | NHF005W-09 | NHF005W-01 | NHF005W | 06/07/06 | 06/08/06 |
| OW-02D-008DUP | F094-02D | ND | 1 | NA | .5 | .03 | 06/14/0618:59 | 06/14/0611:00 | NHF005W-10 | NHF005W-01 | NHF005W | 06/07/06 | 06/08/06 |
| OW-02D-008MS | F094-02M | .854 | 1 | NA | .5 | .03 | 06/14/0618:59 | 06/14/0611:00 | NHF005W-11 | NHF005W-01 | NHF005W | 06/07/06 | 06/08/06 |
| OW-05S-008 | F094-03 | ND | 1 | NA | .5 | .03 | 06/14/0618:59 | 06/14/0611:00 | NHF005W-12 | NHF005W-01 | NHF005W | 06/07/06 | 06/08/06 |
| OW-05M-008 | F094-04 | ND | 1 | NA | .5 | .03 | 06/14/0619:00 | 06/14/0611:00 | NHF005W-15 | NHF005W-13 | NHF005W | 06/07/06 | 06/08/06 |
| OW-05D-008 | F094-05 | ND | 1 | NA | .5 | .03 | 06/14/0619:01 | 06/14/0611:00 | NHF005W-16 | NHF005W-13 | NHF005W | 06/07/06 | 06/08/06 |
| CW-03D-008 | F094-06 | ND | 1 | NA | .5 | .03 | 06/14/0619:01 | 06/14/0611:00 | NHF005W-17 | NHF005W-13 | NHF005W | 06/07/06 | 06/08/06 |
| CW-03M-008 | F094-07 | ND | 1 | NA | .5 | .03 | 06/14/0619:01 | 06/14/0611:00 | NHF005W-18 | NHF005W-13 | NHF005W | 06/07/06 | 06/08/06 |
| CW-02D-008 | F094-08 | ND | 1 | NA | .5 | .03 | 06/14/0619:01 | 06/14/0611:00 | NHF005W-19 | NHF005W-13 | NHF005W | 06/07/06 | 06/08/06 |

# CASE NARRATIVE

CLIENT: CH2M HILL

PROJECT: PG&E'S TOPOCK GAS COMPRESSOR STAT

SDG: 06F094

## METHOD 353.3
## NITRATE/NITRITE-N

Eight (8) water samples were received on 06/08/06 for Nitrate/Nitrite-N analysis by Method 353.3 in accordance with "Method for Chemical Analysis of Water and Wastewater", EPA 600/4-79-020 (1983).

1. **Holding Time**

   Analysis met holding time criteria.

2. **Method Blank**

   Method blanks were free of contamination at the reporting limit.

3. **Lab Control Sample/Lab Control Sample Duplicate**

   Lab control results were within QC limit.

4. **Duplicate**

   Sample F094-08 was analyzed for duplicate. %RPD was within QC limit.

5. **Matrix Spike**

   Sample F094-08 was spiked. %Recovery was within QC limit.

6. **Sample Analysis**

   Samples were analyzed according to the prescribed QC procedures. All criteria were met.

   All results were reported as Nitrogen concentration.

METHOD 353.3
NITRATE/NITRITE-N

Client : CH2M HILL
Project : PG&E'S TOPOCK GAS COMPRESSOR STAT
Batch No. : 06F094

Matrix : WATER
Instrument ID : NA

| SAMPLE ID | EMAX SAMPLE ID | RESULTS (mg/L) | DLF | MOIST | RL (mg/L) | MDL (mg/L) | Analysis DATETIME | Extraction DATETIME | LFID | CAL REF | PREP BATCH | Collection DATETIME | Received DATETIME |
|---|---|---|---|---|---|---|---|---|---|---|---|---|---|
| MBLK1W | NAF005WB | ND | 1 | NA | .1 | .02 | 06/13/0614:45 | NA | NAF005W-10 | NAF005W-07 | NAF005W | NA | NA |
| LCS1W | NAF005WL | .524 | 1 | NA | .1 | .02 | 06/13/0618:46 | NA | NAF005W-11 | NAF005W-07 | NAF005W | NA | NA |
| LCD1W | NAF005WC | .513 | 1 | NA | .1 | .02 | 06/13/0618:46 | NA | NAF005W-12 | NAF005W-07 | NAF005W | NA | NA |
| OW-02M-008 | F094-01R | 2.37 | 4 | NA | .4 | .08 | 06/13/0618:57 | NA | NAF005W-37 | NAF005W-31 | NAF005W | 06/07/06 | 06/08/06 |
| MBLK2W | NAF006WB | ND | 1 | NA | .1 | .02 | 06/13/0618:58 | NA | NAF006W-40 | NAF006W-38 | NAF006W | NA | NA |
| LCS2W | NAF006WL | .513 | 1 | NA | .1 | .02 | 06/13/0618:59 | NA | NAF006W-41 | NAF006W-38 | NAF006W | NA | NA |
| LCD2W | NAF006WC | .503 | 1 | NA | .1 | .02 | 06/13/0618:59 | NA | NAF006W-42 | NAF006W-38 | NAF006W | NA | NA |
| OW-02D-008 | F094-02R | 3.44 | 4 | NA | .4 | .08 | 06/13/0618:59 | NA | NAF006W-44 | NAF006W-38 | NAF006W | 06/07/06 | 06/08/06 |
| OW-05S-008 | F094-03R | 3.89 | 4 | NA | .4 | .08 | 06/13/0619:00 | NA | NAF006W-46 | NAF006W-38 | NAF006W | 06/07/06 | 06/08/06 |
| OW-05M-008 | F094-04R | 1.40 | 2 | NA | .2 | .04 | 06/13/0619:01 | NA | NAF006W-48 | NAF006W-38 | NAF006W | 06/07/06 | 06/08/06 |
| OW-05D-008 | F094-05R | 2.72 | 4 | NA | .4 | .08 | 06/13/0619:02 | NA | NAF006W-52 | NAF006W-50 | NAF006W | 06/07/06 | 06/08/06 |
| CW-03D-008 | F094-06 | .251 | 1 | NA | .1 | .02 | 06/14/0618:51 | NA | NAF006W-53 | NAF006W-50 | NAF006W | 06/07/06 | 06/08/06 |
| CW-03M-008 | F094-07 | .594 | 1 | NA | .1 | .02 | 06/14/0618:51 | NA | NAF006W-54 | NAF006W-50 | NAF006W | 06/07/06 | 06/08/06 |
| CW-02D-008 | F094-08 | .385 | 1 | NA | .1 | .02 | 06/14/0618:51 | NA | NAF006W-55 | NAF006W-50 | NAF006W | 06/07/06 | 06/08/06 |
| CW-02D-008DUP | F094-08D | .396 | 1 | NA | .1 | .02 | 06/14/0618:51 | NA | NAF006W-56 | NAF006W-50 | NAF006W | 06/07/06 | 06/08/06 |
| CW-02D-008MS | F094-08M | .834 | 1 | NA | .1 | .02 | 06/14/0618:51 | NA | NAF006W-57 | NAF006W-50 | NAF006W | 06/07/06 | 06/08/06 |

**TRUESDAIL LABORATORIES, INC.**

INDEPENDENT TESTING, FORENSIC SCIENCE, AND ENVIRONMENTAL ANALYSES

*Established 1931*

14201 FRANKLIN AVENUE
TUSTIN, CALIFORNIA 92780-7008
(714) 730-6239 · FAX (714) 730-6462
www.truesdail.com

June 26, 2006

CH2M HILL
Mr. George Ring
155 Grand Ave., Suite 1000
Oakland, California 94612

Dear Mr. Ring:

SUBJECT: CASE NARRATIVE PG&E TOPOCK 2006-CMP-008 PROJECT, GROUNDWATER MONITORING

TLI NO.: 955603

Truesdail Laboratories, Inc. is pleased to submit this report summarizing the Topock 2006-CMP-008 project groundwater monitoring. A summary table for this laboratory number is included in Section 2. Complete laboratory reports, quality control data and chain of custody forms for sampling period are included in Sections 3 and 4. Analytical raw data have been included under Section 5.

The samples were received and delivered with the chain of custody on June 7, 2006, intact and in chilled condition. The samples will be kept in a locked refrigerator for 30 days; thereafter they will be kept in warm storage for an additional 2 months before disposal.

No violations or nonconformance actions occurred for this data package.

If you have any questions or require additional information, please contact me at (714) 730-6239 ext. 200.

Respectfully Submitted,
TRUESDAIL LABORATORIES, INC.

for Mona Nassimi

Mona Nassimi
Manager, Analytical Services

K. R. P. Iyer

K.R.P. Iyer
Quality Assurance/Quality Control Officer

CC: Mr. Mark Cichy, CH2M HILL Redding CA

# TRUESDAIL LABORATORIES, INC.

INDEPENDENT TESTING, FORENSIC SCIENCE, AND ENVIRONMENTAL ANALYSES

*Established 1931*

14201 FRANKLIN AVENUE
TUSTIN, CALIFORNIA 92780-7008
(714) 730-6239 · FAX (714) 730-6462
www.truesdail.com


**Client:** CH2M HILL
155 Grand Ave. Suite 1000
Oakland, CA 94612
**Attention:** George Ring
**Sample:** Four (4) Groundwater Samples
**Project Name:** PG&E Topock Project
**Project No.:** 332959.CM.FW.01

**Laboratory No.: 955603**
**Date:** June 21, 2006
**Collected:** June 7, 2006
**Received:** June 7, 2006

## ANALYST LIST

| METHOD | PARAMETER | ANALYST |
|---|---|---|
| SW 7199 | Hexavalent Chromium | Jorge Arriaga |
| SW 6010B | Dissolved Metals by ICP | Victoria Than-Thiem |
| SW 6020 | Dissolved Metals by ICP/MS | Victoria Than-Thiem |
| SW 7470A | Mercury | Aksiniya Dimitrova |

# TRUESDAIL LABORATORIES, INC.

INDEPENDENT TESTING, FORENSIC SCIENCE, AND ENVIRONMENTAL ANALYSES

*Established 1931*

14201 FRANKLIN AVENUE
TUSTIN, CALIFORNIA 92780-7008
(714) 730-6239 · FAX (714) 730-6462
www.truesdail.com


## REPORT

**Client:** CH2M HILL
155 Grand Ave. Suite 1000
Oakland, CA 94612
**Attention:** George Ring
**Sample:** Four (4) Groundwater Samples
**Project Name:** PG&E Topock Project
**Project No.:** 332959.CM.FW.01
**P.O. No.:** 909745

**Laboratory No.:** 955603
**Date:** June 21, 2006
**Collected:** June 7, 2006
**Received:** June 7, 2006
**Analyzed:** June 8, 2006
**Analytical Batch:** 06CrH06G

**Investigation:** Hexavalent Chromium by IC Using Method SW 7199.

## Analytical Results Hexavalent Chromium

| TLI I.D. | Field I.D. | Sample Time | Run Time | Units | DF | RL | Results |
|---|---|---|---|---|---|---|---|
| 955603-1 | CW-03D-008 | 07:20 | 05:47 | mg/L | 5.00 | 0.0010 | 0.0031 |
| 955603-2 | CW-03M-008 | 09:17 | 07:35 | mg/L | 5.00 | 0.0010 | 0.0113 |
| 955603-3 | CW-02D-008 | 11:05 | 07:45 | mg/L | 5.00 | 0.0010 | 0.0033 |
| 955603-4 | EB-CMP-008-01 | 11:53 | 05:38 | mg/L | 1.05 | 0.00020 | ND |

## QA/QC Summary

| QC STD I.D. | Laboratory Number | Concentration | Duplicate Concentration | Relative Percent Difference | Acceptance limits | QC Within Control |
|---|---|---|---|---|---|---|
| Duplicate | 955602-3 | 0.951 | 0.950 | 0.11% | ≤ 20% | Yes |

| QC Std I.D. | Lab Number | Conc.of unspiked sample | Dilution Factor | Added Spike Conc. | MS Amount | Measured Conc. of spiked sample | Theoretical Conc. of spiked sample | MS% Recovery | Acceptance limits | QC Within Control |
|---|---|---|---|---|---|---|---|---|---|---|
| MS | 955603-1 | 0.0031 | 5.00 | 0.00100 | 0.00500 | 0.00796 | 0.00810 | 97.2% | 85-115% | Yes |
| MS | 955603-2 | 0.0113 | 5.00 | 0.00500 | 0.0250 | 0.0360 | 0.0363 | 98.8% | 85-115% | Yes |
| MS | 955603-3 | 0.0033 | 5.00 | 0.00100 | 0.00500 | 0.00812 | 0.00830 | 96.4% | 85-115% | Yes |

| QC Std I.D. | Measured Concentration | Theoretical Concentration | Percent Recovery | Acceptance Limits | QC Within Control |
|---|---|---|---|---|---|
| MRCCS | 0.00504 | 0.00500 | 101% | 90% - 110% | Yes |
| MRCVS#1 | 0.0101 | 0.0100 | 101% | 90% - 110% | Yes |
| MRCVS#2 | 0.0100 | 0.0100 | 100% | 90% - 110% | Yes |
| MRCVS#3 | 0.0101 | 0.0100 | 101% | 90% - 110% | Yes |
| LCS | 0.00514 | 0.00500 | 103% | 90% - 110% | Yes |
| LCSD | 0.00510 | 0.00500 | 102% | 90% - 110% | Yes |

**ND:** Below the reporting limit (Not Detected).

**DF:** Dilution Factor.

Respectfully submitted,
TRUESDAIL LABORATORIES, INC.

Mona Nassimi, Manager
Analytical Services


This report applies only to the sample, or samples, investigated and is not necessarily indicative of the quality or condition of apparently identical or similar products. As a mutual protection to clients, the public, and these laboratories, this report is submitted and accepted for the exclusive use of the client to whom it is addressed and upon the condition that it is not to be used, in whole or in part, in any advertising or publicity matter without prior written authorization from these laboratories.

# TRUESDAIL LABORATORIES, INC.

INDEPENDENT TESTING, FORENSIC SCIENCE, AND ENVIRONMENTAL ANALYSES

*Established 1931*

14201 FRANKLIN AVENUE
TUSTIN, CALIFORNIA 92780-7008
(714) 730-6239 · FAX (714) 730-6462
www.truesdail.com


**Client:** CH2M HILL
155 Grand Ave. Suite 1000
Oakland, CA 94612

**Attention:** George Ring

## REPORT

**Laboratory No.:** 955603

**Sample:** Four (4) Groundwater Samples
**Project Name:** PG&E Topock Project
**Project No.:** 332959.CM.FW.01
**P.O. No.:** 909745
**Prep. Batch:** 061506A

**Date:** June 21, 2006
**Collected:** June 7, 2006
**Received:** June 7, 2006
**Prep/ Analyzed:** June 15, 2006
**Analytical Batch:** 061506A

**Investigation:** Total Dissolved Chromium by Inductively Coupled Argon Plasma using SW 6010B

## Analytical Results Total Dissolved Chromium

| TLI I.D. | Field I.D. | Sample Time | Run Time | Units | DF | RL | Results |
|---|---|---|---|---|---|---|---|
| 955603-1 | CW-03D-008 | 07:20 | 12:15 | mg/L | 1.04 | 0.0010 | 0.0034 |
| 955603-2 | CW-03M-008 | 09:17 | 11:28 | mg/L | 1.04 | 0.0010 | 0.0097 |
| 955603-3 | CW-02D-008 | 11:05 | 11:57 | mg/L | 1.04 | 0.0010 | 0.0031 |

## QA/QC Summary

| QC STD I.D. | Laboratory Number | Concentration | Duplicate Concentration | Relative Percent Difference | Acceptance limits | QC Within Control |
|---|---|---|---|---|---|---|
| Duplicate | 955770-4 | 0.00896 | 0.00903 | 0.78% | ≤20% | Yes |

| QC Std I.D. | Lab Number | Conc.of unspiked sample | Dilution Factor | Added Spike Conc. | MS Amount | Measured Conc. of spiked sample | Theoretical Conc. of spiked sample | MS% Recovery | Acceptance limits | QC Within Control |
|---|---|---|---|---|---|---|---|---|---|---|
| MS | 955491 | 0.00411 | 1.04 | 0.0100 | 0.0104 | 0.0152 | 0.0145 | 107% | 75-125% | Yes |

| QC Std I.D. | Measured Concentration | Theoretical Concentration | Percent Recovery | Acceptance Limits | QC Within Control |
|---|---|---|---|---|---|
| MRCCS | 0.00995 | 0.0100 | 99.5% | 90% - 110% | Yes |
| MRCVS#1 | 0.00961 | 0.0100 | 96.1% | 90% - 110% | Yes |
| MRCVS#2 | 0.00994 | 0.0100 | 99.4% | 90% - 110% | Yes |
| ICS | 0.0109 | 0.0100 | 109% | 80% - 120% | Yes |
| LCS | 0.00992 | 0.0100 | 99.2% | 90% - 110% | Yes |

ND: Below the reporting limit (Not Detected).
DF: Dilution Factor.

Respectfully submitted,
TRUESDAIL LABORATORIES, INC.

Mona Nassimi, Manager
Analytical Services


This report applies only to the sample, or samples, investigated and is not necessarily indicative of the quality or condition of apparently identical or similar products. As a mutual protection to clients, the public, and these laboratories, this report is submitted and accepted for the exclusive use of the client to whom it is addressed and upon the condition that it is not to be used, in whole or in part, in any advertising or publicity matter without prior written authorization from these laboratories.

# TRUESDAIL LABORATORIES, INC.

INDEPENDENT TESTING, FORENSIC SCIENCE, AND ENVIRONMENTAL ANALYSES

*Established 1931*

14201 FRANKLIN AVENUE
TUSTIN, CALIFORNIA 92780-7008
(714) 730-6239 · FAX (714) 730-6462
www.truesdail.com


## REPORT

**Client:** CH2M HILL
155 Grand Ave. Suite 1000
Oakland, CA 94612
**Attention:** George Ring

**Samples:** Four (4) Groundwater Samples
**Project Name:** PG&E Topock Project
**Project No.:** 332959.CM.FW.01
**P.O. No.:** 909745

**Investigation:** California Title 22, Section 26 Metals

**Laboratory No.: 955603**
**Reported** July 3, 2006
**Collected:** June 7, 2006
**Received:** June 7, 2006
**Analyzed:** See Below
Revision 1

## Analytical Results

**SAMPLE ID:** CW-03D-008 **Time Collected:** 07:20 **LAB ID:** 955603-1

| Parameter | Method | Reported Value | DF | Units | RL | Batch | Date Analyzed | Time Analyzed |
|---|---|---|---|---|---|---|---|---|
| Aluminum | SW 6010B | ND | 1.04 | mg/L | 0.0520 | 061406A | 06/14/06 | 11:33 |
| Antimony | SW 6020 | ND | 2.08 | mg/L | 0.0030 | 061406A | 06/14/06 | 12:57 |
| Arsenic | SW 6020 | ND | 2.08 | mg/L | 0.0050 | 061406A | 06/14/06 | 12:57 |
| Barium | SW 6010B | ND | 1.04 | mg/L | 0.300 | 061406A | 06/14/06 | 11:33 |
| Beryllium | SW 6020 | 0.0024 | 2.08 | mg/L | 0.0010 | 061406A | 06/14/06 | 12:57 |
| Cadmium | SW 6020 | ND | 2.08 | mg/L | 0.0020 | 061406A | 06/14/06 | 12:57 |
| Chromium | SW 6010B | 0.0034 | 1.04 | mg/L | 0.0010 | 061506A | 06/15/06 | 12:15 |
| Cobalt | SW 6020 | ND | 2.08 | mg/L | 0.0050 | 061406A | 06/14/06 | 12:57 |
| Copper | SW 6020 | ND | 2.08 | mg/L | 0.0100 | 061406A | 06/14/06 | 12:57 |
| Lead | SW 6020 | ND | 2.08 | mg/L | 0.0020 | 061406A | 06/14/06 | 12:57 |
| Magnesium | SW 6010B | 22.1 | 1.04 | mg/L | 1.00 | 061406A | 06/14/06 | 11:33 |
| Manganese | SW 6010B | ND | 1.04 | mg/L | 0.500 | 061406A | 06/14/06 | 11:33 |
| Mercury | SW 7470A | ND | 1.00 | mg/L | 0.00020 | 060906A | 06/09/06 | NA |
| Molybdenum | SW 6020 | 0.0300 | 2.08 | mg/L | 0.0050 | 061406A | 06/14/06 | 12:57 |
| Nickel | SW 6010B | ND | 1.04 | mg/L | 0.0200 | 061406A | 06/14/06 | 11:33 |
| Selenium | SW 6020 | ND | 2.08 | mg/L | 0.0050 | 061406A | 06/14/06 | 12:57 |
| Silver | SW 6020 | ND | 2.08 | mg/L | 0.0050 | 061406A | 06/14/06 | 12:57 |
| Thallium | SW 6020 | 0.0012 | 2.08 | mg/L | 0.0010 | 061406A | 06/14/06 | 12:57 |
| Vanadium | SW 6020 | 0.0179 | 2.08 | mg/L | 0.0050 | 061406A | 06/14/06 | 12:57 |
| Zinc | SW 6010B | ND | 1.04 | mg/L | 0.0200 | 061406A | 06/14/06 | 11:33 |
| Boron | SW 6010B | 1.52 | 1.04 | mg/L | 0.200 | 061406A | 06/14/06 | 11:33 |
| Calcium | SW 6010B | 367 | 62.5 | mg/L | 12.5 | 061406A | 06/14/06 | 19:06 |
| Iron | SW 6010B | ND | 1.04 | mg/L | 0.300 | 061406A | 06/14/06 | 11:33 |
| Potassium | SW 6010B | 35.5 | 13.5 | mg/L | 2.70 | 061406A | 06/14/06 | 19:11 |
| Sodium | SW 6010B | 2600 | 62.5 | mg/L | 12.5 | 061406A | 06/14/06 | 19:06 |


This report applies only to the sample, or samples, investigated and is not necessarily indicative of the quality or condition of apparently identical or similar products. As a mutual protection to clients, the public, and these laboratories, this report is submitted and accepted for the exclusive use of the client to whom it is addressed and upon the condition that it is not to be used, in whole or in part, in any advertising or publicity matter without prior written authorization from these laboratories.

| SAMPLE ID: CW-03M-008 | | Time Collected: | 09:17 | | | LAB ID: | 955603-2 | |
|---|---|---|---|---|---|---|---|---|
| Parameter | Method | Reported Value | DF | Units | RL | Batch | Date Analyzed | Time Analyzed |
| Aluminum | SW 6010B | ND | 1.04 | mg/L | 0.0520 | 061406A | 06/14/06 | 11:37 |
| Antimony | SW 6020 | ND | 2.08 | mg/L | 0.0030 | 061406A | 06/14/06 | 13:03 |
| Arsenic | SW 6020 | ND | 2.08 | mg/L | 0.0050 | 061406A | 06/14/06 | 13:03 |
| Barium | SW 6010B | ND | 1.04 | mg/L | 0.300 | 061406A | 06/14/06 | 11:37 |
| Beryllium | SW 6020 | 0.0019 | 2.08 | mg/L | 0.0010 | 061406A | 06/14/06 | 13:03 |
| Cadmium | SW 6020 | ND | 2.08 | mg/L | 0.0020 | 061406A | 06/14/06 | 13:03 |
| Chromium | SW 6010B | 0.0097 | 1.04 | mg/L | 0.0010 | 061506A | 06/15/06 | 11:28 |
| Cobalt | SW 6020 | ND | 2.08 | mg/L | 0.0050 | 061406A | 06/14/06 | 13:03 |
| Copper | SW 6020 | ND | 2.08 | mg/L | 0.0100 | 061406A | 06/14/06 | 13:03 |
| Lead | SW 6020 | ND | 2.08 | mg/L | 0.0020 | 061406A | 06/14/06 | 13:03 |
| Magnesium | SW 6010B | 15.4 | 1.04 | mg/L | 1.00 | 061406A | 06/14/06 | 11:37 |
| Manganese | SW 6010B | ND | 1.04 | mg/L | 0.500 | 061406A | 06/14/06 | 11:37 |
| Mercury | SW 7470A | ND | 1.00 | mg/L | 0.00020 | 060906A | 06/09/06 | NA |
| Molybdenum | SW 6020 | 0.0154 | 2.08 | mg/L | 0.0050 | 061406A | 06/14/06 | 13:03 |
| Nickel | SW 6010B | ND | 1.04 | mg/L | 0.0200 | 061406A | 06/14/06 | 11:37 |
| Selenium | SW 6020 | ND | 2.08 | mg/L | 0.0050 | 061406A | 06/14/06 | 13:03 |
| Silver | SW 6020 | ND | 2.08 | mg/L | 0.0050 | 061406A | 06/14/06 | 13:03 |
| Thallium | SW 6020 | ND | 2.08 | mg/L | 0.0010 | 061406A | 06/14/06 | 13:03 |
| Vanadium | SW 6020 | 0.0124 | 2.08 | mg/L | 0.0050 | 061406A | 06/14/06 | 13:03 |
| Zinc | SW 6010B | ND | 1.04 | mg/L | 0.0200 | 061406A | 06/14/06 | 11:37 |
| Boron | SW 6010B | 1.01 | 1.04 | mg/L | 0.200 | 061406A | 06/14/06 | 11:37 |
| Calcium | SW 6010B | 209 | 41.7 | mg/L | 8.34 | 061406A | 06/14/06 | 19:24 |
| Iron | SW 6010B | ND | 1.04 | mg/L | 0.300 | 061406A | 06/14/06 | 11:37 |
| Potassium | SW 6010B | 24.5 | 1.04 | mg/L | 1.00 | 061406A | 06/14/06 | 11:37 |
| Sodium | SW 6010B | 1400 | 41.7 | mg/L | 8.34 | 061406A | 06/14/06 | 19:24 |

This report applies only to the sample, or samples, investigated and is not necessarily indicative of the quality or condition of apparently identical or similar products. As a mutual protection to clients, the public, and these laboratories, this report is submitted and accepted for the exclusive use of the client to whom it is addressed and upon the condition that it is not to be used, in whole or in part, in any advertising or publicity matter without prior written authorization from these laboratories.

| SAMPLE ID: CW-02D-008 | | Time Collected: | 11:05 | | | LAB ID: | 955603-3 | |
|---|---|---|---|---|---|---|---|---|
| Parameter | Method | Reported Value | DF | Units | RL | Batch | Date Analyzed | Time Analyzed |
| Aluminum | SW 6010B | ND | 1.04 | mg/L | 0.0520 | 061406A | 06/14/06 | 12:16 |
| Antimony | SW 6020 | ND | 2.08 | mg/L | 0.0030 | 061406A | 06/14/06 | 13:08 |
| Arsenic | SW 6020 | ND | 2.08 | mg/L | 0.0050 | 061406A | 06/14/06 | 13:08 |
| Barium | SW 6010B | ND | 1.04 | mg/L | 0.300 | 061406A | 06/14/06 | 12:16 |
| Beryllium | SW 6020 | 0.0024 | 2.08 | mg/L | 0.0010 | 061406A | 06/14/06 | 13:08 |
| Cadmium | SW 6020 | ND | 2.08 | mg/L | 0.0020 | 061406A | 06/14/06 | 13:08 |
| Chromium | SW 6010B | 0.0031 | 1.04 | mg/L | 0.0010 | 061506A | 06/15/06 | 11:57 |
| Cobalt | SW 6020 | ND | 2.08 | mg/L | 0.0050 | 061406A | 06/14/06 | 13:08 |
| Copper | SW 6020 | ND | 2.08 | mg/L | 0.0100 | 061406A | 06/14/06 | 13:08 |
| Lead | SW 6020 | ND | 2.08 | mg/L | 0.0020 | 061406A | 06/14/06 | 13:08 |
| Magnesium | SW 6010B | 12.4 | 1.04 | mg/L | 1.00 | 061406A | 06/14/06 | 12:16 |
| Manganese | SW 6010B | ND | 1.04 | mg/L | 0.500 | 061406A | 06/14/06 | 12:16 |
| Mercury | SW 7470A | ND | 1.00 | mg/L | 0.00020 | 060906A | 06/09/06 | NA |
| Molybdenum | SW 6020 | 0.0339 | 2.08 | mg/L | 0.0050 | 061406A | 06/14/06 | 13:08 |
| Nickel | SW 6010B | ND | 1.04 | mg/L | 0.0200 | 061406A | 06/14/06 | 12:16 |
| Selenium | SW 6020 | ND | 2.08 | mg/L | 0.0050 | 061406A | 06/14/06 | 13:08 |
| Silver | SW 6020 | ND | 2.08 | mg/L | 0.0050 | 061406A | 06/14/06 | 13:08 |
| Thallium | SW 6020 | ND | 2.08 | mg/L | 0.0010 | 061406A | 06/14/06 | 13:08 |
| Vanadium | SW 6020 | 0.0175 | 2.08 | mg/L | 0.0050 | 061406A | 06/14/06 | 13:08 |
| Zinc | SW 6010B | ND | 1.04 | mg/L | 0.0200 | 061406A | 06/14/06 | 12:16 |
| Boron | SW 6010B | 1.53 | 1.04 | mg/L | 0.200 | 061406A | 06/14/06 | 12:16 |
| Calcium | SW 6010B | 280 | 62.5 | mg/L | 12.5 | 061406A | 06/14/06 | 19:32 |
| Iron | SW 6010B | ND | 1.04 | mg/L | 0.300 | 061406A | 06/14/06 | 12:16 |
| Potassium | SW 6010B | 34.4 | 13.5 | mg/L | 2.70 | 061406A | 06/14/06 | 19:37 |
| Sodium | SW 6010B | 2310 | 62.5 | mg/L | 12.5 | 061406A | 06/14/06 | 19:32 |

**ND:** Not detected,or below limit of detection.
**DF:** Dilution factor.

Respectfully submitted,
**TRUESDAIL LABORATORIES, INC.**

Mona Nassimi, Manager
Analytical Services

This report applies only to the sample, or samples, investigated and is not necessarily indicative of the quality or condition of apparently identical or similar products. As a mutual protection to clients, the public, and these laboratories, this report is submitted and accepted for the exclusive use of the client to whom it is addressed and upon the condition that it is not to be used, in whole or in part, in any advertising or publicity matter without prior written authorization from these laboratories.

955603

TRUESDAIL LABORATORIES, INC.
14201 Franklin Avenue, Tustin, CA 92780-7008
(714)730-6239 FAX: (714) 730-6462
www.truesdail.com

# CHAIN OF CUSTODY RECORD

[2006-CMP-008]

COC Number

TURNAROUND TIME 10 Days

DATE 6/7/06 PAGE 1 OF 1

COMPANY CH2M HILL

PROJECT NAME PG&E Topock

PHONE (510) 251-2888 FAX (510) 622-7086

ADDRESS 155 Grand Ave Ste 1000
Oakland, CA 94612

P.O. NUMBER 332959.CM.FW.01

SAMPLERS (SIGNATURE

Rec'd 06/07/06
s7a 955603

ALERT!!
Level III QC

| | SAMPLE I.D. | DATE | TIME | DESCRIPTION | CR6 (7199) Lab Filtered | Diss Metals (6010B) Field Filtered Title 22 B,Ca,Mg,K,Na,Mn,Fe | NUMBER OF CONTAINERS | COMMENTS |
|---|---|---|---|---|---|---|---|---|
| -1 | CW-03D-008 | 6/7/06 | 0720 | Grab | X | X | 3 | pH-2 |
| -2 | CW-03M-008 | 6/7/06 | 0917 | Grab | X | X | 3 | pH-2; pH-3 |
| -3 | CW-02D-008 | 6/7/06 | 1105 | Grab | X | X | 3 | pH-2 |
| -4 | FB-CMP-008-01 | 6/7/06 | 1153 | | X | | 1 | |

For Sample Conditions
See Form Attached

## CHAIN OF CUSTODY SIGNATURE RECORD

| | Signature | Printed Name | Company/ Agency | Date/ Time |
|---|---|---|---|---|
| Relinquished | | Allan Ericksen | CH2M HILL | 6/7/06 12:01 |
| Received | | Monroe | TLI | 06/07/06 16:15 |
| Relinquished | | | | |
| Received | | | | |
| Relinquished | | | | |
| Received | | | | |

SAMPLE CONDITIONS

RECEIVED COOL ☐ WARM ☐ °F

CUSTODY SEALED YES ☐ NO ☐

SPECIAL REQUIREMENTS:

**TRUESDAIL LABORATORIES, INC.**

INDEPENDENT TESTING, FORENSIC SCIENCE, AND ENVIRONMENTAL ANALYSES

*Established 1931*

14201 FRANKLIN AVENUE
TUSTIN, CALIFORNIA 92780-7008
(714) 730-6239 · FAX (714) 730-6462
www.truesdail.com

June 28, 2006

CH2M HILL
Mr. George Ring
155 Grand Ave., Suite 1000
Oakland, California 94612

Dear Mr. Ring:

SUBJECT: CASE NARRATIVE PG&E TOPOCK 2006-CMP-008 PROJECT, GROUNDWATER MONITORING

TLI NO.: 955604

Truesdail Laboratories, Inc. is pleased to submit this report summarizing the Topock 2006-CMP-008 project groundwater monitoring. A summary table for this laboratory number is included in Section 2. Complete laboratory reports, quality control data and chain of custody forms for sampling period are included in Sections 3 and 4. Analytical raw data have been included under Section 5.

The samples were received and delivered with the chain of custody on June 7, 2006, intact and in chilled condition. The samples will be kept in a locked refrigerator for 30 days; thereafter they will be kept in warm storage for an additional 2 months before disposal.

No violations or nonconformance actions occurred for this data package.

If you have any questions or require additional information, please contact me at (714) 730-6239 ext. 200.

Respectfully Submitted,
TRUESDAIL LABORATORIES, INC.

Mona Nassimi
Manager, Analytical Services

K.R.P. Iyer
Quality Assurance/Quality Control Officer

CC: Mr. Mark Cichy, CH2M HILL Redding CA

# TRUESDAIL LABORATORIES, INC.

INDEPENDENT TESTING, FORENSIC SCIENCE, AND ENVIRONMENTAL ANALYSES

*Established 1931*

14201 FRANKLIN AVENUE
TUSTIN, CALIFORNIA 92780-7008
(714) 730-6239 · FAX (714) 730-6462
www.truesdail.com


**Client:** CH2M HILL
155 Grand Ave. Suite 1000
Oakland, CA 94612
**Attention:** George Ring
**Sample:** Six (6) Groundwater Samples
**Project Name:** PG&E Topock Project
**Project No.:** 332959.CM.FW.01

**Laboratory No.: 955604**
**Date:** June 26, 2006
**Collected:** June 7, 2006
**Received:** June 7, 2006

## ANALYST LIST

| METHOD | PARAMETER | ANALYST |
|---|---|---|
| SW 7199 | Hexavalent Chromium | Ali Kharrazi |
| SW 6010B | Dissolved Metals by ICP | Victoria Than-Thiem |
| SW 6020 | Dissolved Metals by ICP/MS | Victoria Than-Thiem |
| SW 7470A | Mercury | Aksiniya Dimitrova |

# TRUESDAIL LABORATORIES, INC.

INDEPENDENT TESTING, FORENSIC SCIENCE, AND ENVIRONMENTAL ANALYSES

*Established 1931*

14201 FRANKLIN AVENUE
TUSTIN, CALIFORNIA 92780-7008
(714) 730-6239 · FAX (714) 730-6462
www.truesdail.com


## REPORT

**Client:** CH2M HILL
155 Grand Ave. Suite 1000
Oakland, CA 94612
**Attention:** George Ring
**Sample:** Six (6) Groundwater Samples
**Project Name:** PG&E Topock Project
**Project No.:** 332959.CM.FW.01
**P.O. No.:** 909745

**Laboratory No.:** 955604
**Date:** June 26, 2006
**Collected:** June 7, 2006
**Received:** June 7, 2006
**Analyzed:** June 7, 2006
**Analytical Batch:** 06CrH06F

**Investigation:** Hexavalent Chromium by IC Using Method SW 7199.

## Analytical Results Hexavalent Chromium

| TLI I.D. | Field I.D. | Sample Time | Run Time | Units | DF | RL | Results |
|---|---|---|---|---|---|---|---|
| 955604-1 | OW-02M-008 | 07:06 | 19:49 | mg/L | 5.00 | 0.0010 | 0.0012 |
| 955604-2 | OW-02D-008 | 08:52 | 20:07 | mg/L | 5.00 | 0.0010 | ND |
| 955604-3 | OW-05S-008 | 09:45 | 20:44 | mg/L | 2.00 | 0.00040 | 0.0254 |
| 955604-4 | OW-05M-008 | 10:50 | 21:24 | mg/L | 5.00 | 0.0010 | 0.0098 |
| 955604-5 | OW-05D-008 | 12:45 | 21:49 | mg/L | 5.00 | 0.0010 | ND |
| 955604-6 | EB-CMP-008-02 | 13:00 | 22:07 | mg/L | 1.05 | 0.00020 | ND |

## QA/QC Summary

| QC STD I.D. | Laboratory Number | Concentration | Duplicate Concentration | Relative Percent Difference | Acceptance limits | QC Within Control |
|---|---|---|---|---|---|---|
| Duplicate | 955604-3 | 0.0254 | 0.0254 | 0.00% | ≤ 20% | Yes |

| QC Std I.D. | Lab Number | Conc.of unspiked sample | Dilution Factor | Added Spike Conc. | MS Amount | Measured Conc. of spiked sample | Theoretical Conc. of spiked sample | MS% Recovery | Acceptance limits | QC Within Control |
|---|---|---|---|---|---|---|---|---|---|---|
| MS | 955604-1 | 0.0012 | 5.00 | 0.00100 | 0.00500 | 0.00627 | 0.00620 | 101% | 85-115% | Yes |
| MS | 955604-2 | 0.00061 | 5.00 | 0.00100 | 0.00500 | 0.00565 | 0.00561 | 101% | 85-115% | Yes |
| MS | 955604-3 | 0.0254 | 2.00 | 0.0150 | 0.0300 | 0.0556 | 0.0554 | 101% | 85-115% | Yes |
| MS | 955604-4 | 0.0098 | 5.00 | 0.00100 | 0.00500 | 0.0152 | 0.0148 | 108% | 85-115% | Yes |
| MS | 955604-5 | 0.00091 | 5.00 | 0.00100 | 0.00500 | 0.00604 | 0.00591 | 103% | 85-115% | Yes |

| QC Std I.D. | Measured Concentration | Theoretical Concentration | Percent Recovery | Acceptance Limits | QC Within Control |
|---|---|---|---|---|---|
| MRCCS | 0.00512 | 0.00500 | 102% | 90% - 110% | Yes |
| MRCVS#1 | 0.0102 | 0.0100 | 102% | 90% - 110% | Yes |
| MRCVS#2 | 0.0102 | 0.0100 | 102% | 90% - 110% | Yes |
| LCS | 0.00522 | 0.00500 | 104% | 90% - 110% | Yes |
| LCSD | 0.00524 | 0.00500 | 105% | 90% - 110% | Yes |

**ND:** Below the reporting limit (Not Detected).

**DF:** Dilution Factor.

Respectfully submitted,
**TRUESDAIL LABORATORIES, INC.**

Mona Nassimi, Manager
Analytical Services


This report applies only to the sample, or samples, investigated and is not necessarily indicative of the quality or condition of apparently identical or similar products. As a mutual protection to clients, the public, and these laboratories, this report is submitted and accepted for the exclusive use of the client to whom it is addressed and upon the condition that it is not to be used, in whole or in part, in any advertising or publicity matter without prior written authorization from these laboratories.

# TRUESDAIL LABORATORIES, INC.

INDEPENDENT TESTING, FORENSIC SCIENCE, AND ENVIRONMENTAL ANALYSES

*Established 1931*

14201 FRANKLIN AVENUE
TUSTIN, CALIFORNIA 92780-7008
(714) 730-6239 · FAX (714) 730-6462
www.truesdail.com


**Client:** CH2M-HILL
155 Grand Ave. Suite 1000
Oakland, CA 94612

## REPORT

**Attention:** George Ring

**Laboratory No.:** 955604

**Sample:** Six (6) Groundwater Samples
**Project Name:** PG&E Topock Project
**Project No.:** 332959.CM.FW.01
**P.O. No.:** 909745
**Prep. Batch:** 061606A

**Date:** June 26, 2006
**Collected:** June 7, 2006
**Received:** June 7, 2006
**Prep/ Analyzed:** June 16, 2006
**Analytical Batch:** 061606A

**Investigation:** Total Dissolved Chromium by Inductively Coupled Argon Plasma using SW 6010B

## Analytical Results Total Dissolved Chromium

| TLI I.D. | Field I.D. | Sample Time | Run Time | Units | DF | RL | Results |
|---|---|---|---|---|---|---|---|
| 955604-1 | OW-02M-008 | 07:06 | 12:56 | mg/L | 1.04 | 0.0010 | 0.0012 |
| 955604-2 | OW-02D-008 | 08:52 | 13:00 | mg/L | 1.04 | 0.0010 | ND |
| 955604-3 | OW-05S-008 | 09:45 | 13:04 | mg/L | 1.04 | 0.0010 | 0.0244 |
| 955604-4 | OW-05M-008 | 10:50 | 13:09 | mg/L | 1.04 | 0.0010 | 0.0086 |
| 955604-5 | OW-05D-008 | 12:45 | 13:17 | mg/L | 1.04 | 0.0010 | ND |

## QA/QC Summary

| QC STD I.D. | Laboratory Number | Concentration | Duplicate Concentration | Relative Percent Difference | Acceptance limits | QC Within Control |
|---|---|---|---|---|---|---|
| Duplicate | 955604-4 | 0.0086 | 0.0094 | 8.89% | ≤20% | Yes |

| QC Std I.D. | Lab Number | Conc.of unspiked sample | Dilution Factor | Added Spike Conc. | MS Amount | Measured Conc. of spiked sample | Theoretical Conc. of spiked sample | MS% Recovery | Acceptance limits | QC Within Control |
|---|---|---|---|---|---|---|---|---|---|---|
| MS | 955856-1 | 0.00 | 1.04 | 0.0100 | 0.0104 | 0.0100 | 0.0104 | 96.2% | 75-125% | Yes |

| QC Std I.D. | Measured Concentration | Theoretical Concentration | Percent Recovery | Acceptance Limits | QC Within Control |
|---|---|---|---|---|---|
| MRCCS | 0.00996 | 0.0100 | 99.6% | 90% - 110% | Yes |
| MRCVS#1 | 0.00983 | 0.0100 | 98.3% | 90% - 110% | Yes |
| MRCVS#2 | 0.00916 | 0.0100 | 91.6% | 90% - 110% | Yes |
| ICS | 0.00923 | 0.0100 | 92.3% | 80% - 120% | Yes |
| LCS | 0.0104 | 0.0100 | 104% | 90% - 110% | Yes |

**ND:** Below the reporting limit (Not Detected).
**DF:** Dilution Factor.

Respectfully submitted,
**TRUESDAIL LABORATORIES, INC.**

Mona Nassimi, Manager
Analytical Services


This report applies only to the sample, or samples, investigated and is not necessarily indicative of the quality or condition of apparently identical or similar products. As a mutual protection to clients, the public, and these laboratories, this report is submitted and accepted for the exclusive use of the client to whom it is addressed and upon the condition that it is not to be used, in whole or in part, in any advertising or publicity matter without prior written authorization from these laboratories.

# TRUESDAIL LABORATORIES, INC.

INDEPENDENT TESTING, FORENSIC SCIENCE, AND ENVIRONMENTAL ANALYSES

*Established 1931*

14201 FRANKLIN AVENUE
TUSTIN, CALIFORNIA 92780-7008
(714) 730-6239 · FAX (714) 730-6462
www.truesdail.com


## REPORT

**Client:** CH2M HILL
155 Grand Ave. Suite 1000
Oakland, CA 94612
**Attention:** George Ring

**Samples:** Six (6) Groundwater Samples
**Project Name:** PG&E Topock Project
**Project No.:** 332959.CM.FW.01
**P.O. No.:** 909745

**Investigation:** California Title 22, Section 26 Metals

**Laboratory No.: 955604**
**Reported** June 26, 2006
**Collected:** June 7, 2006
**Received:** June 7, 2006
**Analyzed:** See Below

## Analytical Results

**SAMPLE ID:** OW-02M-008 **Time Collected:** 07:06 **LAB ID:** 955604-1

| Parameter | Method | Reported Value | DF | Units | RL | Batch | Date Analyzed | Time Analyzed |
|---|---|---|---|---|---|---|---|---|
| Aluminum | SW 6010B | ND | 1.04 | mg/L | 0.0520 | 061406A | 06/14/06 | 12:20 |
| Antimony | SW 6020 | ND | 2.08 | mg/L | 0.0030 | 061406A | 06/14/06 | 13:14 |
| Arsenic | SW 6020 | ND | 2.08 | mg/L | 0.0050 | 061406A | 06/14/06 | 13:14 |
| Barium | SW 6010B | ND | 1.04 | mg/L | 0.300 | 061406A | 06/14/06 | 12:20 |
| Beryllium | SW 6020 | 0.0023 | 2.08 | mg/L | 0.0010 | 061406A | 06/14/06 | 13:14 |
| Cadmium | SW 6020 | ND | 2.08 | mg/L | 0.0020 | 061406A | 06/14/06 | 13:14 |
| Chromium | SW 6010B | 0.0012 | 1.04 | mg/L | 0.0010 | 061606A | 06/16/06 | 12:56 |
| Cobalt | SW 6020 | ND | 2.08 | mg/L | 0.0050 | 061406A | 06/14/06 | 13:14 |
| Copper | SW 6020 | ND | 2.08 | mg/L | 0.0100 | 061406A | 06/14/06 | 13:14 |
| Lead | SW 6020 | ND | 2.08 | mg/L | 0.0020 | 061406A | 06/14/06 | 13:14 |
| Magnesium | SW 6010B | 15.2 | 1.04 | mg/L | 1.00 | 061406A | 06/14/06 | 12:20 |
| Manganese | SW 6010B | ND | 1.04 | mg/L | 0.500 | 061406A | 06/14/06 | 12:20 |
| Mercury | SW 7470A | ND | 1.00 | mg/L | 0.00020 | 060906A | 06/09/06 | NA |
| Molybdenum | SW 6020 | 0.0088 | 2.08 | mg/L | 0.0050 | 061406A | 06/14/06 | 13:14 |
| Nickel | SW 6010B | ND | 1.04 | mg/L | 0.0200 | 061406A | 06/14/06 | 12:20 |
| Selenium | SW 6020 | ND | 2.08 | mg/L | 0.0050 | 061406A | 06/14/06 | 13:14 |
| Silver | SW 6020 | ND | 2.08 | mg/L | 0.0050 | 061406A | 06/14/06 | 13:14 |
| Thallium | SW 6020 | ND | 2.08 | mg/L | 0.0010 | 061406A | 06/14/06 | 13:14 |
| Vanadium | SW 6020 | 0.0110 | 2.08 | mg/L | 0.0050 | 061406A | 06/14/06 | 13:14 |
| Zinc | SW 6010B | ND | 1.04 | mg/L | 0.0200 | 061406A | 06/14/06 | 12:20 |
| Boron | SW 6010B | 1.20 | 1.04 | mg/L | 0.200 | 061406A | 06/14/06 | 12:20 |
| Calcium | SW 6010B | 190 | 31.3 | mg/L | 6.26 | 061406A | 06/14/06 | 20:20 |
| Iron | SW 6010B | ND | 1.04 | mg/L | 0.300 | 061406A | 06/14/06 | 12:20 |
| Potassium | SW 6010B | 22.6 | 1.04 | mg/L | 1.00 | 061406A | 06/14/06 | 12:20 |
| Sodium | SW 6010B | 1180 | 31.2 | mg/L | 6.24 | 061406A | 06/14/06 | 20:20 |


This report applies only to the sample, or samples, investigated and is not necessarily indicative of the quality or condition of apparently identical or similar products. As a mutual protection to clients, the public, and these laboratories, this report is submitted and accepted for the exclusive use of the client to whom it is addressed and upon the condition that it is not to be used, in whole or in part, in any advertising or publicity matter without prior written authorization from these laboratories.

| SAMPLE ID: OW-02D-008 | | Time Collected: 08:52 | | | | LAB ID: 955604-2 | | |
|---|---|---|---|---|---|---|---|---|
| Parameter | Method | Reported Value | DF | Units | RL | Batch | Date Analyzed | Time Analyzed |
| Aluminum | SW 6010B | ND | 1.04 | mg/L | 0.0520 | 061406A | 06/14/06 | 12:24 |
| Antimony | SW 6020 | ND | 2.08 | mg/L | 0.0030 | 061406A | 06/14/06 | 13:19 |
| Arsenic | SW 6020 | ND | 2.08 | mg/L | 0.0050 | 061406A | 06/14/06 | 13:19 |
| Barium | SW 6010B | ND | 1.04 | mg/L | 0.300 | 061406A | 06/14/06 | 12:24 |
| Beryllium | SW 6020 | 0.0023 | 2.08 | mg/L | 0.0010 | 061406A | 06/14/06 | 13:19 |
| Cadmium | SW 6020 | ND | 2.08 | mg/L | 0.0020 | 061406A | 06/14/06 | 13:19 |
| Chromium | SW 6010B | ND | 1.04 | mg/L | 0.0010 | 061606A | 06/16/06 | 13:00 |
| Cobalt | SW 6020 | ND | 2.08 | mg/L | 0.0050 | 061406A | 06/14/06 | 13:19 |
| Copper | SW 6020 | ND | 2.08 | mg/L | 0.0100 | 061406A | 06/14/06 | 13:19 |
| Lead | SW 6020 | ND | 2.08 | mg/L | 0.0020 | 061406A | 06/14/06 | 13:19 |
| Magnesium | SW 6010B | 20.2 | 1.04 | mg/L | 1.00 | 061406A | 06/14/06 | 12:24 |
| Manganese | SW 6010B | ND | 1.04 | mg/L | 0.500 | 061406A | 06/14/06 | 12:24 |
| Mercury | SW 7470A | ND | 1.00 | mg/L | 0.00020 | 060906A | 06/09/06 | NA |
| Molybdenum | SW 6020 | 0.0082 | 2.08 | mg/L | 0.0050 | 061406A | 06/14/06 | 13:19 |
| Nickel | SW 6010B | ND | 1.04 | mg/L | 0.0200 | 061406A | 06/14/06 | 12:24 |
| Selenium | SW 6020 | ND | 2.08 | mg/L | 0.0050 | 061406A | 06/14/06 | 13:19 |
| Silver | SW 6020 | ND | 2.08 | mg/L | 0.0050 | 061406A | 06/14/06 | 13:19 |
| Thallium | SW 6020 | ND | 2.08 | mg/L | 0.0010 | 061406A | 06/14/06 | 13:19 |
| Vanadium | SW 6020 | 0.0118 | 2.08 | mg/L | 0.0050 | 061406A | 06/14/06 | 13:19 |
| Zinc | SW 6010B | ND | 1.04 | mg/L | 0.0200 | 061406A | 06/14/06 | 12:24 |
| Boron | SW 6010B | 1.29 | 1.04 | mg/L | 0.200 | 061406A | 06/14/06 | 12:24 |
| Calcium | SW 6010B | 230 | 10.4 | mg/L | 2.08 | 061406A | 06/14/06 | 20:33 |
| Iron | SW 6010B | ND | 1.04 | mg/L | 0.300 | 061406A | 06/14/06 | 12:24 |
| Potassium | SW 6010B | 26.4 | 2.08 | mg/L | 1.00 | 061406A | 06/14/06 | 20:24 |
| Sodium | SW 6010B | 1310 | 41.7 | mg/L | 8.34 | 061406A | 06/14/06 | 20:28 |

This report applies only to the sample, or samples, investigated and is not necessarily indicative of the quality or condition of apparently identical or similar products. As a mutual protection to clients, the public, and these laboratories, this report is submitted and accepted for the exclusive use of the client to whom it is addressed and upon the condition that it is not to be used, in whole or in part, in any advertising or publicity matter without prior written authorization from these laboratories.

| SAMPLE ID: OW-05S-008 | | Time Collected: 09:45 | | | | LAB ID: 955604-3 | | |
|---|---|---|---|---|---|---|---|---|
| Parameter | Method | Reported Value | DF | Units | RL | Batch | Date Analyzed | Time Analyzed |
| Aluminum | SW 6010B | ND | 1.04 | mg/L | 0.0520 | 061406A | 06/14/06 | 12:29 |
| Antimony | SW 6020 | ND | 2.08 | mg/L | 0.0030 | 061406A | 06/14/06 | 13:25 |
| Arsenic | SW 6020 | ND | 2.08 | mg/L | 0.0050 | 061406A | 06/14/06 | 13:25 |
| Barium | SW 6010B | ND | 1.04 | mg/L | 0.300 | 061406A | 06/14/06 | 12:29 |
| Beryllium | SW 6020 | ND | 2.08 | mg/L | 0.0010 | 061406A | 06/14/06 | 13:25 |
| Cadmium | SW 6020 | ND | 2.08 | mg/L | 0.0020 | 061406A | 06/14/06 | 13:25 |
| Chromium | SW 6010B | 0.0244 | 1.04 | mg/L | 0.0010 | 061606A | 06/16/06 | 13:04 |
| Cobalt | SW 6020 | ND | 2.08 | mg/L | 0.0050 | 061406A | 06/14/06 | 13:25 |
| Copper | SW 6020 | ND | 2.08 | mg/L | 0.0100 | 061406A | 06/14/06 | 13:25 |
| Lead | SW 6020 | ND | 2.08 | mg/L | 0.0020 | 061406A | 06/14/06 | 13:25 |
| Magnesium | SW 6010B | 8.68 | 1.04 | mg/L | 1.00 | 061406A | 06/14/06 | 12:29 |
| Manganese | SW 6010B | ND | 1.04 | mg/L | 0.500 | 061406A | 06/14/06 | 12:29 |
| Mercury | SW 7470A | ND | 1.00 | mg/L | 0.00020 | 060906A | 06/09/06 | NA |
| Molybdenum | SW 6020 | 0.0153 | 2.08 | mg/L | 0.0050 | 061406A | 06/14/06 | 13:25 |
| Nickel | SW 6010B | ND | 1.04 | mg/L | 0.0200 | 061406A | 06/14/06 | 12:29 |
| Selenium | SW 6020 | ND | 2.08 | mg/L | 0.0050 | 061406A | 06/14/06 | 13:25 |
| Silver | SW 6020 | ND | 2.08 | mg/L | 0.0050 | 061406A | 06/14/06 | 13:25 |
| Thallium | SW 6020 | ND | 2.08 | mg/L | 0.0010 | 061406A | 06/14/06 | 13:25 |
| Vanadium | SW 6020 | 0.0059 | 2.08 | mg/L | 0.0050 | 061406A | 06/14/06 | 13:25 |
| Zinc | SW 6010B | ND | 1.04 | mg/L | 0.0200 | 061406A | 06/14/06 | 12:29 |
| Boron | SW 6010B | 0.384 | 1.04 | mg/L | 0.200 | 061406A | 06/14/06 | 12:29 |
| Calcium | SW 6010B | 63.5 | 12.5 | mg/L | 2.50 | 061406A | 06/14/06 | 20:37 |
| Iron | SW 6010B | ND | 1.04 | mg/L | 0.300 | 061406A | 06/14/06 | 12:29 |
| Potassium | SW 6010B | 9.12 | 1.04 | mg/L | 1.00 | 061406A | 06/14/06 | 20:29 |
| Sodium | SW 6010B | 271 | 12.5 | mg/L | 2.50 | 061406A | 06/14/06 | 20:37 |

This report applies only to the sample, or samples, investigated and is not necessarily indicative of the quality or condition of apparently identical or similar products. As a mutual protection to clients, the public, and these laboratories, this report is submitted and accepted for the exclusive use of the client to whom it is addressed and upon the condition that it is not to be used, in whole or in part, in any advertising or publicity matter without prior written authorization from these laboratories.

| SAMPLE ID: OW-05M-008 | | Time Collected: | 10:50 | | | LAB ID: | 955604-4 | |
|---|---|---|---|---|---|---|---|---|
| Parameter | Method | Reported Value | DF | Units | RL | Batch | Date Analyzed | Time Analyzed |
| Aluminum | SW 6010B | ND | 1.04 | mg/L | 0.0520 | 061406A | 06/14/06 | 12:33 |
| Antimony | SW 6020 | ND | 2.08 | mg/L | 0.0030 | 061406A | 06/14/06 | 13:31 |
| Arsenic | SW 6020 | ND | 2.08 | mg/L | 0.0050 | 061406A | 06/14/06 | 13:31 |
| Barium | SW 6010B | ND | 1.04 | mg/L | 0.300 | 061406A | 06/14/06 | 12:33 |
| Beryllium | SW 6020 | 0.0023 | 2.08 | mg/L | 0.0010 | 061406A | 06/14/06 | 13:31 |
| Cadmium | SW 6020 | ND | 2.08 | mg/L | 0.0020 | 061406A | 06/14/06 | 13:31 |
| Chromium | SW 6010B | 0.0086 | 1.04 | mg/L | 0.0010 | 061606A | 06/16/06 | 13:09 |
| Cobalt | SW 6020 | ND | 2.08 | mg/L | 0.0050 | 061406A | 06/14/06 | 13:31 |
| Copper | SW 6020 | ND | 2.08 | mg/L | 0.0100 | 061406A | 06/14/06 | 13:31 |
| Lead | SW 6020 | ND | 2.08 | mg/L | 0.0020 | 061406A | 06/14/06 | 13:31 |
| Magnesium | SW 6010B | 11.4 | 1.04 | mg/L | 1.00 | 061406A | 06/14/06 | 12:33 |
| Manganese | SW 6010B | ND | 1.04 | mg/L | 0.500 | 061406A | 06/14/06 | 12:33 |
| Mercury | SW 7470A | ND | 1.00 | mg/L | 0.00020 | 060906A | 06/09/06 | NA |
| Molybdenum | SW 6020 | 0.0195 | 2.08 | mg/L | 0.0050 | 061406A | 06/14/06 | 13:31 |
| Nickel | SW 6010B | ND | 1.04 | mg/L | 0.0200 | 061406A | 06/14/06 | 12:33 |
| Selenium | SW 6020 | ND | 2.08 | mg/L | 0.0050 | 061406A | 06/14/06 | 13:31 |
| Silver | SW 6020 | ND | 2.08 | mg/L | 0.0050 | 061406A | 06/14/06 | 13:31 |
| Thallium | SW 6020 | ND | 2.08 | mg/L | 0.0010 | 061406A | 06/14/06 | 13:31 |
| Vanadium | SW 6020 | 0.0124 | 2.08 | mg/L | 0.0050 | 061406A | 06/14/06 | 13:31 |
| Zinc | SW 6010B | ND | 1.04 | mg/L | 0.0200 | 061406A | 06/14/06 | 12:33 |
| Boron | SW 6010B | 1.22 | 1.04 | mg/L | 0.200 | 061406A | 06/14/06 | 12:33 |
| Calcium | SW 6010B | 203 | 10.4 | mg/L | 2.08 | 061406A | 06/14/06 | 20:54 |
| Iron | SW 6010B | ND | 1.04 | mg/L | 0.300 | 061406A | 06/14/06 | 12:33 |
| Potassium | SW 6010B | 23.1 | 1.04 | mg/L | 1.00 | 061406A | 06/14/06 | 20:33 |
| Sodium | SW 6010B | 2210 | 62.5 | mg/L | 12.5 | 062806A | 06/28/06 | 15:01 |

This report applies only to the sample, or samples, investigated and is not necessarily indicative of the quality or condition of apparently identical or similar products. As a mutual protection to clients, the public, and these laboratories, this report is submitted and accepted for the exclusive use of the client to whom it is addressed and upon the condition that it is not to be used, in whole or in part, in any advertising or publicity matter without prior written authorization from these laboratories.

| SAMPLE ID: OW-05D-008 | | Time Collected: 12:45 | | | | LAB ID: 955604-5 | | |
|---|---|---|---|---|---|---|---|---|
| Parameter | Method | Reported Value | DF | Units | RL | Batch | Date Analyzed | Time Analyzed |
| Aluminum | SW 6010B | ND | 1.04 | mg/L | 0.0520 | 061406A | 06/14/06 | 12:37 |
| Antimony | SW 6020 | ND | 2.08 | mg/L | 0.0030 | 061406A | 06/14/06 | 13:36 |
| Arsenic | SW 6020 | ND | 2.08 | mg/L | 0.0050 | 061406A | 06/14/06 | 13:36 |
| Barium | SW 6010B | ND | 1.04 | mg/L | 0.300 | 061406A | 06/14/06 | 12:37 |
| Beryllium | SW 6020 | 0.0025 | 2.08 | mg/L | 0.0010 | 061406A | 06/14/06 | 13:36 |
| Cadmium | SW 6020 | ND | 2.08 | mg/L | 0.0020 | 061406A | 06/14/06 | 13:36 |
| Chromium | SW 6010B | ND | 1.04 | mg/L | 0.0010 | 061606A | 06/16/06 | 13:17 |
| Cobalt | SW 6020 | ND | 2.08 | mg/L | 0.0050 | 061406A | 06/14/06 | 13:36 |
| Copper | SW 6020 | ND | 2.08 | mg/L | 0.0100 | 061406A | 06/14/06 | 13:36 |
| Lead | SW 6020 | ND | 2.08 | mg/L | 0.0020 | 061406A | 06/14/06 | 13:36 |
| Magnesium | SW 6010B | 5.09 | 1.04 | mg/L | 1.00 | 061406A | 06/14/06 | 12:37 |
| Manganese | SW 6010B | ND | 1.04 | mg/L | 0.500 | 061406A | 06/14/06 | 12:37 |
| Mercury | SW 7470A | ND | 1.00 | mg/L | 0.00020 | 060906A | 06/09/06 | NA |
| Molybdenum | SW 6020 | 0.0118 | 2.08 | mg/L | 0.0050 | 061406A | 06/14/06 | 13:36 |
| Nickel | SW 6010B | ND | 1.04 | mg/L | 0.0200 | 061406A | 06/14/06 | 12:37 |
| Selenium | SW 6020 | ND | 2.08 | mg/L | 0.0050 | 061406A | 06/14/06 | 13:36 |
| Silver | SW 6020 | ND | 2.08 | mg/L | 0.0050 | 061406A | 06/14/06 | 13:36 |
| Thallium | SW 6020 | ND | 2.08 | mg/L | 0.0010 | 061406A | 06/14/06 | 13:36 |
| Vanadium | SW 6020 | 0.0130 | 2.08 | mg/L | 0.0050 | 061406A | 06/14/06 | 13:36 |
| Zinc | SW 6010B | ND | 1.04 | mg/L | 0.0200 | 061406A | 06/14/06 | 12:37 |
| Boron | SW 6010B | 1.25 | 1.04 | mg/L | 0.200 | 061406A | 06/14/06 | 12:37 |
| Calcium | SW 6010B | 124 | 7.29 | mg/L | 1.46 | 061406A | 06/14/06 | 20:58 |
| Iron | SW 6010B | ND | 1.04 | mg/L | 0.300 | 061406A | 06/14/06 | 12:37 |
| Potassium | SW 6010B | 18.4 | 1.04 | mg/L | 1.00 | 061406A | 06/14/06 | 20:37 |
| Sodium | SW 6010B | 1100 | 41.7 | mg/L | 8.34 | 061406A | 06/14/06 | 20:58 |

**ND**: Not detected,or below limit of detection.
**DF**: Dilution factor.

Respectfully submitted,
**TRUESDAIL LABORATORIES, INC.**

Mona Nassimi, Manager
Analytical Services

This report applies only to the sample, or samples, investigated and is not necessarily indicative of the quality or condition of apparently identical or similar products. As a mutual protection to clients, the public, and these laboratories, this report is submitted and accepted for the exclusive use of the client to whom it is addressed and upon the condition that it is not to be used, in whole or in part, in any advertising or publicity matter without prior written authorization from these laboratories.

955604

TRUESDAIL LABORATORIES, INC.
14201 Franklin Avenue, Tustin, CA 92780-7008
(714)730-6239 FAX: (714) 730-6462
www.truesdail.com

# CHAIN OF CUSTODY RECORD

[2006-CMP-008]

COC Number

TURNAROUND TIME 10 Days

DATE 6/7/06 PAGE ___ OF ___

COMPANY CH2M HILL

PROJECT NAME PG&E Topock

PHONE (510) 251-2888 FAX (510) 622-7086

ADDRESS 155 Grand Ave Ste 1000
Oakland, CA 94612

P.O. NUMBER 332959.CM.FW.01

SAMPLERS (SIGNATURE

Rec'd 06/07/06
955604

ALERT!!
Level III QC

| | SAMPLE I.D. | DATE | TIME | DESCRIPTION | CR6 (7199) Lab Filtered | Diss Metals (6010B) Field Filtered Title 22,B,Ca,Mg,K,Na,Mn,Fe | NUMBER OF CONTAINERS | COMMENTS |
|---|---|---|---|---|---|---|---|---|
| -1 | OW-02M-008 | 6/7 | 0706 | 3 250ML PLY | 1 | 2 | 3 | pH=2 |
| -2 | OW-02D-008 | 6/7 | 0852 | | 1 | 2 | 3 | pH=2 |
| -3 | OW-05S-008 | 6/7 | 0945 | | 1 | 2 | 3 | pH=2 |
| -4 | OW-05M-008 | 6/7 | 1050 | | 1 | 2 | 3 | pH=2 |
| -5 | OW-05D-008 | 6/7 | 1245 | | 1 | 2 | 3 | pH=2 |
| -6 | EB-CMP-008-02 | 6/7 | 1300 | 1 250ML PLY | 1 | / | 1 | pH=1 |

For Sample Conditions
See Form Attached

## CHAIN OF CUSTODY SIGNATURE RECORD

| Signature (Relinquished) | Printed Name | Company/ Agency | Date/ Time |
|---|---|---|---|
| Signature (Received) MANGARAM | Printed Name Mang. | Company/ Agency TLI | Date/ Time 06/07/06 18:15 |
| Signature (Relinquished) | Printed Name | Company/ Agency | Date/ Time |
| Signature (Received) | Printed Name | Company/ Agency | Date/ Time |
| Signature (Relinquished) | Printed Name | Company/ Agency | Date/ Time |
| Signature (Received) | Printed Name | Company/ Agency | Date/ Time |

SAMPLE CONDITIONS

RECEIVED COOL ☐ WARM ☐ °F

CUSTODY SEALED YES ☐ NO ☐

SPECIAL REQUIREMENTS: